THE PENINSULA Times
SECHELT, B.C.

WRN WESTERN REGIONAL NEWSPAPERS
OUTDOORS, HUNTING, and WINTER SPORTS
MAGAZINE SUPPLEMENT
Week of October 16, 1972

BIG B.C. SKI FUTURE

Travel industry booms

Tourism in British Columbia produced a record revenue of 480 million in 1971, up 3.4 percent over 1970. This makes tourism, which includes resident travellers as well as non-resident tourists, the third largest industry in the province.

The forest industry with a revenue of $1.7 billion in 1971 is the first and mining, with $521.1 million, is second.

But the travel industry, which included all types of outdoor recreation plus goods, equipment and services associated with recreation, is moving in on second spot.

"Eventually I can see the travel industry becoming the leading industry in the province," said Richard Colby, executive director of the Department of Travel Industry. "I think it's feasible that if we play our cards right the travel industry could be Number One in B.C. by 1980."

Mr. Colby and tourist officials are counting on a 10 percent increase this year over last year's revenue bringing it up to around $530 million.

Last year 3.2 million Canadians from outside B.C. visited the province and contributed 27 percent of the revenue, about $129.3 million, and U.S. and overseas visitors contributed about 53 percent.

Around 2.7 million B.C. residents (this total includes one or more trips) toured various sections of their own province and produced a revenue of $82.7 million.

This means the outdoor recreationist, with the aid of a camper, trailer or home-mobile, is spending more time in the B.C. wilderness. The smaller B.C. cities and towns, as well as the larger cities, all benefit from the travels of the outdoorsman and his family.

This winter season the British Columbia Department of Travel Industry, in co-operation with the Alberta Government Travel Bureau, is putting on a Canadian ski promotion program in California. It includes snow reports, television shows, interviews, publicity and ski shows.

There have also been inquiries from Mexico to run special ski vacations from that country to B.C. In the province itself the B.C. Travel Bureau, the Canadian Ski Association, 1200 W. Broadway, Vancouver; The Canadian Youth Hostels Association, 1406 W. Broadway, Vancouver; the various YMCAs, and many other outdoor clubs in the province, all have information on skiing and ski vacations.

New ski areas have been developed for the 1972-73 season. One new ski complex is at Powder Mountain on the Squamish-Pemberton highway. Another is the Mount Arrowsmith area, near Port Alberni on Vancouver Island.

Many ski areas have increased their runs, added cross-country trails and renovated their ski lifts. Some have overnight accommodation for trailers.

And for those who want to see spectacular ski races there are a whole series of ski championship meets in B.C. this season including:

The International Canadian-American ski championships at Rossland, plus other top championship meets at Kamloops, Revelstoke, Prince George, Osoyoos and Whistler Mountain. The races start in January and finish in mid-April. (See story page 3.)

The B.C. Snow Vehicle Association has a brand new setup this season that will be stressing recreation for the whole family. They also have a race schedule of nine events that go from Dec. 16 to Feb. 25, to be held in the Cariboo, Okanagan, Kootenay and Big Bend areas. (See story page 8.)

This growth of outdoor recreation in B.C. is also reflected in the B.C. park campsite figures for 1971.

Camper vehicles show a 28.3 increase over 1970, trailers 16.3 percent increase, tent trailers a 16.9 percent rise and tents a 39.5 increase over the 1970 figures.

Some of the older campsites can only accommodate tents due to re-development problems. But

(Continued on page 2)
See Hunting

Attention snowmobile owners:

Your snowmobile must be registered prior to use after October 1/72.

Under the terms of the ALL-TERRAIN VEHICLES ACT, all snowmobile owners must register their vehicles prior to use after October 1st of this year. Registration can be made through any office of the Motor-Vehicle Branch for a fee of $5. On making this payment, the snowmobile owner receives an owner's certificate . . . plus two decals, which must be applied to either side of the machine.

The purpose of this law is to determine the number and location of snowmobiles within British Columbia *and* to allow positive identification of the owner in case of accident, damage, loss or theft. In snowmobile accidents where a death occurs – or where damage exceeds $200 – a report must be made on the standard Motor Vehicle Accident Report Form.

Snowmobile Rental Dealers require special certificates

All Rental Dealers who engage in rental of snowmobiles must obtain a special Rental Dealers certificate. In registering for this certificate, the Rental Dealer must specify the number of rental snowmobiles he owns and pay a fee of $25. This registration must be completed prior to a machine's use after October 1st of this year by applying to the Superintendent of Motor Vehicles, Motor Vehicle Inspection Division, Motor-Vehicle Branch, Victoria. Rental Dealers are also advised that public liability insurance coverage is required on all vehicles rented to the public.

Snowmobile owners – and all other outdoorsmen – are once again reminded that the law requires them to dispose of sewage and litter in excavations covered with 12 inches of clean soil. For this purpose, always carry a shovel – and a good supply of litter bags.



BIG HORN SHEEP show their displeasure of the photographer. These rams are located in the high mountain country of B.C. B.C. Gov't Photo

B.C. HUNTING

Birds in bush hard to find

By ARNIE HOMEWOOD

At this early stage of the sport it looks like hunters are in for slim pickings in the fall and winter of 1972-73 – the winter of '71-'72 took care of that.

If that wasn't enough, mother nature threw a second magnum barrel at waterfowl in the province with the spring floods this May and June. Only the early nesting mallards and Canada geese escaped the high water with the later nesting species hit hard by floods.

Moose suffered severely in the hard winter in the Peace Country of British Columbia's north. Shorter seasons, and in some areas, abolishment of antlerless seasons is bound to see a cut in the harvest this fall.

Earlier this year it seemed a compulsory hunter-training program was going to cause some confusion in the purchase of hunting licences. But it's business as usual in most sporting goods stores throughout British Columbia with the exception of Vancouver Island. The usual "are you a resident", etc., questions will get you a hunting licence anywhere except on Vancouver Island. (See the B.C. hunting regulations covering Island licences).

Grouse (most species) are at a low ebb in their life cycle in British Columbia. Even the usually jubilant early Vancouver Island blue grouse forecast was missing this year as were the coast deer reports.

"Maybe about the same as last year" was about the best we could get on deer and grouse from Vancouver Island. And last year certainly didn't raise any eyebrows with hunter successes.

Upland game in B.C.'s interior figures to be in very short supply. Ruffed grouse and Franklin grouse are two species showing a drop with the Blue grouse of the interior far from plentiful but in greater numbers than the first mentioned two.

A good friend of the writer who knows the 100-Mile area of the Cariboo like the palm of his hand, spent a fishing and game scouting trip there a couple of weeks ago and came up with a single sighting of a grouse in 800 miles of backwoods driving.

The only bright note of his trip was spotting seven deer.

But he had to spoil that by saying in a normal year "I would probably have seen 70."

When the Chukar Partridge was released in the arid hills of Kamloops a few years ago it was hoped they would replace our declining upland game bird stocks. And for a while this exotic Asian import did just that, but just for a year or so. Their numbers have tumbled each year since, and today you rarely hear their exciting calls from the dry hills around Lillooet and surrounding Kamloops Lake. The Chukar partridge – a poor show slated once again for this fine game bird.

The exciting and highly popular ringneck pheasant had a great nesting year in 1972 and first-hand reports from the Okanagan Valley point to a good crop of birds but public shooting grounds gradually dwindling in size just as it has in the Lower Mainland.

At best we can expect no more than scratchy pheasant hunting in the Lower Mainland and fair to good sport in the O.K. Valley for those who pay a fee for the privilege of hunting on Indian lands and private property such as the Coldstream Ranch at Vernon.

All-in-all a rather grim hunting season is the forecast for the fall.

Black bear are numerous in most areas of the province, almost to the pest stage in West Vancouver and Coquitlam. The one migratory bird that is plentiful in Coastal areas is the bandtail pigeon which opened Sept. 1.

And don't forget, if you are a migratory bird hunter (ducks, geese, doves, pigeons, etc.) you must have a migratory bird licence as well as the provincial hunting licence. The B.C. licence is available at sporting goods stores, the migratory bird licence at post offices.

Grizzly Gulch park asked

Grizzly Gulch in Southeastern B.C., site of one of Western Canada's first oil wells, may become an historic park if the federal government heeds the request to make it one.

The Waterton Lakes Chamber of Commerce claims the area about five miles from Waterton Lakes National Park in Alberta, is threatened by a logging project, apparently started to stop an infestation of bark beetles.

FROM PAGE ONE

Hunting activities total $39 million

within the past two years there has been a new concept in campgrounds, to develop new sites for both tents and trailers, and to renovate the old campsites to take care of both.

The campgrounds themselves have increased from 97 last year to 116 in 1972 and more are under construction. There are now 13 marine parks in B.C., compared to 10 last year, and five more are in the works.

Another item of recreation that ties in with residential tourism is hunting. A survey made for the B.C. Fish and Wildlife Branch, just recently released, points out the various activities associated with hunting. This survey is the first of its kind dealing with B.C. residential hunting and there are no past figures for comparison. The booklet, "The Value of Resident Hunting in British Columbia", is available without charge from the B.C. Fish and Wildlife Branch in Victoria.

The survey reports that in addition to the time actually spent on the recreation of hunting there is considerable time and energy spent on activities associated with the sport.

They include: shooting practice, exploring hunting territory, viewing and photographing game, (using binoculars and telephoto lens) and training dogs for hunting. The survey totalled 966,000 days in activities, or for every two days spent hunting another day was spent in preparation. The total of the hunting and activity days in 1970-71 was 2,809,000.

The survey also points out that B.C. residents spent more than $39.3 million on hunting activity in the 1970-71 season. This amounts to $290 per hunter or $21.50 per day for each day spent hunting. It covers guns, ammunition, equipment, lodging, licences and tags, transportation and miscellaneous expenses.

Actually there is no monetary standard to measure the value of outdoor recreation in health and fitness, relaxation and enjoyment of the outdoors, be it in outdoor sports, photography, camping and hiking or some other outdoor leisure activity.

In short, its not a question of monetary values, but how much you gain in fun and health in your recreation time.

Get out there and enjoy yourself!

Sights are important

Shooters tend to either take their rifle sights for granted, or to have strong opinions on the kind of sights that are best for them.

Any rifle, regardless of the sighting equipment, has to be adjusted so that it shoots where the actual user wants to place the bullet. The way in which the sights are seen and aligned, and how the rifle is held and controlled by the shooter affect bullet placement.

Open sights have some advantages, and some disadvantages as well. They are simple, familiar to all shooters, and for fast, short-range shots or foul weather hunting they're hard to beat. Long range shots and poor light limit the efficiency of open sights.

Scope sights are alternately hailed as the answer to all a hunter's aiming problems, or cursed as the cause of missed shots. Again, either can be correct, but it all depends on the shooter.

One of the scope's greatest advantages is that when properly focussed a clear image of the target, its surroundings, and the aiming reticle all appear on the eye-piece lens. Errors in aim are reduced, as only one aiming mark, the scope reticle, has to be lined up on the target.

A second major advantage of the scope sights is that a target can be clearly distinguished in poor light, or when hidden by brush or heavy shadow.

Generally, aiming problems with a scope sight are caused by a rifle and sight that doesn't fit the shooter properly, and by the shooter trying to line up on the target by peering through the scope with one eye.

Courtesy C.I.L. Industries

ROVER & LAND-ROVER
Genuine Factory Parts
JAY'S B & E MOTORS LTD.
1257 Seymour St., Vancouver 2
Telex 04-508558 Ph. 681-4826

PEUGEOT
Parts-Sales-Service
JAY'S B & E MOTORS LTD.
1257 Seymour St., Vancouver 2
681-4826 Ph. 685-4714
1679 Stewart Ave., Nanaimo, B.C.
Telex 04-508558 Ph. 754-4491

FIND ARTIFACTS AND BOTTLES
with the GOLDMASTER 66-TR
MINERAL-METAL DETECTOR
6" and 10½" waterproof loops
Sensitive 4½" meter
Utilizes penlight cells
2 Year Warranty
For Prospecting, Beachcombing, Ghost-towning, Camping, Rockhounding, etc.
Dealer enquiries invited
From your local dealer or write:
WHITE'S ELECTRONICS, LTD.
33784 Hazel Street Box 339, Abbotsford, B.C.

Cross-country skiing is for nomads who like the wilderness

The ski is man's oldest means of travelling over snow and ice. It was essential as a method of travel in the wild sections of Asia and Northern Europe. The earliest skis were made from bones of large animals and strapped to the shoes by leather thongs.

The word is believed to be an abbreviation of suski, a word the nomadic Finn-Ugarian tribes used, meaning snow-glide. The most ancient skis ever found in the world are in a museum in Stockholm, Sweden and their age has been fixed at about 4,000 years old.

And now, thousands of years later, skiing is coming full circle. The trend is back to the cross-country skiing of the ancient Scandinavians, with wood replacing the bone skis.

Up to the time of the chair lifts cross-country skiing was very popular in Canada. Then came the lifts and skiers forgot how to "herring-bone" up a hill and concentrated on downhill and slalom skiing.

Many ski resorts are going along with the trend and are marking out ski trails for the novice and expert that takes them on a scenic route to various lookout points.

Many of these trails are marked with fluorescent tape but this gets torn off the trees so if you are going out in the wilderness be sure to have a map of the terrain and a compass.

Here are some more tips for the skier who is just taking up cross-country skiing. And incidentally you don't have to follow a marked trail or go on a definite tour, you can just set out from the roadside providing the terrain is fairly open.

If it takes four hours to "go in," (ascend a mountain) it will take one hour to "come out" (down the mountain). Novices can make it four hours each way.

In fact novices should practise downhill skiing with cross-country skis before trying a tour.

Wear loose-fitting, clothing, and wear a head covering.

Learn the art of waxing skis. You use different waxes for wet and dry snow.

When the ski is not gripping the snow the wax is too hard or when the snow sticks to the bottom of the skis the wax is too soft. Similarly a change of snow conditions from dry to wet or to crusty and granular snow will mean different waxes.

There are some all purpose waxes on the market but it is best you visit your ski shop and let the attendant recommend the various waxes and show you how to apply them.

Be sure your poles are the correct length. If they are short they will get your back muscles. Make sure your skis are the correct weight and not too stiff or too flexible.

Keep your head up and fingers loose when striding along.

Top ski meets for B.C., Alta.

British Columbia and Alberta have been awarded the majority of the top ski meets this season by the Canadian Ski Association.

First big event of the 1973 season will be the Pontiac Cup series slalom at Mount MacKenzie, Revelstoke, B.C. It will be held Jan. 27-28.

Next will be the International Canadian-American (Can-Am) Ski Championships at Rossland, B.C., on Red and Granite Mountains. The downhill events will be held on a new course on Granite. This event is expected to draw top skiers from Canada and the U.S. and could include skiers who competed in this year's Olympic Games.

One of the biggest events of the season will be the Canadian Senior Alpine Championships at Tod Mountain, Kamloops B.C., on Feb. 23-24-25. It was held at Rossland last season.

The Pontiac Cup series continues with two giant slalom events at Purden Mountain and ski village, 38 miles east of Prince George, B.C. on March 10-11.

The giant slalom and slalom events in the Pontiac Cup series will be held at Mount Baldy, Osoyoos, B.C., on March 17-18.

The B.C. and Canadian Juvenile Championships will be held at Whistler Mountain, at Garibaldi, 70 miles from Vancouver, on April 12-13-14.

Alberta has two big Canadian Ski Association meets in the early spring. There is an event at Lake Louise on Feb. 1-2 which will include two downhill races for the Sir Norman Watson Trophy.

The finals of the Pontiac Cup series, in which east meets west, will be held at Marmot Basin, Jasper, on April 4-7 inclusive. It will include downhill, giant slalom and slalom events.



with a Royal Bank personal loan



ROYAL BANK
- the helpful bank

DRESSING GAME KNOW-HOW

Hunting doesn't finish with the shot

Every big game hunter should know how to dress an animal after it has been killed.

It is of the utmost importance to bleed the carcass as quickly and as freely as possible.

If the bullet is placed in the head hardly any blood will be spilled and the throat must be cut without delay. When the bullet has injured the chest cavity, then the bleeding will be internal, and cutting the throat, though it should still be done, will not produce a large flow of blood.

The head should be kept lower than the rest of the animal to facilitate the flow of blood. A well-bled carcass keeps longer than one which has been poorly bled.

Some sportsmen prefer "sticking" the animal, that is wounding the heart or severing the large blood vessels at that point. This method is usually better with a large species of deer or moose.

As soon as animal is killed it should be tagged. Do not destroy evidence of its sex.

Cut the carcass open from crotch to throat. Be extremely careful not to puncture the intestines or bladder. for if any matter from these sources gets on the meat, it will taint it to some degree.

Cut around the vent and loosen the organs in the pelvic cavity, taking care to keep hair from coming in contact with the meat. Now turn the carcass so that the head is downhill. Cut windpipe and gullet free at the throat. Pull backwards on these, cutting free from the body any part that sticks. Now remove all internal organs. Open the cavity and spread it apart with a stick. Wipe it dry with a clean cloth.

Never wash the cavity out with water. Some hunters leave a coating of blood inside the deer to provide a glaze that reduces the drying of the meat while being aged.

If you can, leave it hung on a cold night so that it will freeze, it will keep for a long period of time. A good idea is to wrap it in deer skin, with the hair outside, as the hair has excellent insulating properties.

Never put the animal between your front fender and car engine as the heat of the motor will spoil the meat. Always keep the meat cool.

Deer meat is not tough if it has been properly aged. Aging at the proper temperature is necessary in tenderizing any meat. Most butchers recommend that deer meat be aged for about a week at a temperature of from 37 to 40 degrees. This aging time depends on how old the deer may be; a real old buck should be aged for about 10 days.

If you are taking the carcass out of the woods before cooling and quartering, leave the heart and liver in the body cavity. The easiest way to cool the carcass is to hang it in a shady spot. This should be done as soon as possible, as body heat causes the meat to spoil quickly. Spread it so that air can circulate freely.

In handling the meat, cut the carcass in half down the centre of the backbone lengthwise. This can be done with a belt axe, but a small meat saw will do a neater job and is certainly easier to use. Cut the sides in two pieces, with the floating ribs remaining on the hind quarters. Place each quarter in a clean muslin sack.

Venison is butchered exactly like beef and the cuts of deer meat are the same as those from a veal.

A deer that will weigh about 125 pounds hog-dressed should provide about 100 pounds of meat, 87½ pounds of which are usable. From this you can obtain, by proper cutting, about 39 pounds of steak, 27 pounds of roast, 10 pounds of miscellaneous cuts and about 11 pounds of scrap meat that can be used to good advantage in a stew.

You should always have dressing equipment with you when hunting big game. The equipment should include a sharp hunting knife, 25 feet of strong rope, for dragging the carcass out of the woods or roping to the car; a small belt axe, some light muslin sacks, each big enough to hold a quarter of the animal and some wiping cloth.

Great Canadian big game calls for a great big-game rifle made with tough chrome molybdenum steel and handsome North American walnut.

That's why experienced hunters rely on Winchester for dependable, hard hitting center fire rifles that look and shoot the way they want.



Stylish, fast-shooting Model 88 Levers, or light-recoiling Model 100 Semi-Automatics: The most advanced thinking of men who know what rifles should look and shoot like went into the Model 88s and 100s rifles and carbines. One-piece walnut stocks on both give you the accuracy of a bolt action. Winchester Proof Steel barrels and triple-lug rotating bolts provide a secure locking system and extreme durability. Model 88s fire fast repeat shots with a slick lever action that keeps your finger right on the trigger. Model 100s gas operation gives less apparent recoil. Model 88 and 100 rifles in 243, 284, 308 Winchester. Carbines in 243 and 308 Winchester.

Improved Model 94, or re-introduced Model 64A, for proven Winchester design and performance: More than 3,500,000 Model 94s have been sold since 1894. There are reasons: The barrel is cold forged from chrome molybdenum steel for strength and accuracy. The stock and forend have a classic Western look and feel of quality. Receiver and barrel are polished and blued to perfection. Improved lever action now works better than ever. The Model 64A is now back in the line . . . and better than ever too, with distinctive half magazine, pistol grip, and contoured lever. Model 94 in 30-30, 32 Winchester Special, and 44 Magnum. Model 64A in 30-30 only.

Re-designed Model 70 and new Model 70A for bolt action strength and accuracy: The Winchester Model 70 is known to hunters on seven continents as "The Rifleman's Rifle." The 1972 Model 70 features a totally re-designed stock of solid walnut, with real, cut checkering, and detachable sling swivels. Barrel and receiver are chrome steel forgings. The new Model 70A is all Model 70, less some non-functional trimmings. It's a handsome, no-nonsense rifle experienced hunters may actually prefer to the 70 Standard. Model 70 and 70A in popular calibers. Just ask your Winchester dealer. Check for Winchester Super-X ammunition too, for best performance in your Winchester rifle.



WINCHESTER / CANADA, Cobourg, Ontario.

1972 winchester the way you want it

Winchester marketing new rifle

The Winchester Model 70A, a new bolt action centre fire rifle which combines accuracy and durability with economy, is being marketed by the Winchester-Western Division of Olin Corporation this year. Designed especially for discerning sportsmen who are desirous of a bolt action rifle that offers Winchester dependability at a moderate price, the new Model 70A is available in six standard calibers with 22-inch barrels, and in three magnum calibers with 24-inch barrels.

Despite its lower price, the new firearm incorporates many of the new features that are being introduced into the more expensive version of the Model 70 rifles in 1972, including the new overall appearance of the Model 70 which is brought about by configuration and deep etched cut checkering.

Among the other popular features of the higher grade Winchester bolt action rifles which are also a part of the Model 70A are a Winchester Proof Steel barrel and action made of chrome molybdenum steel, adjustable rear sights and front sight ramp and hood, a rear sight leaf with white diamond for quicker sighting, exclusive three-position safety, an engine-turned bolt and a wide serrated trigger which provides more control for squeezing off accurate shots.

The stock of the Model 70A is of dark, solid American walnut and has a high comb Monte Carlo and an undercut cheek piece for quick, natural alignment with either iron or telescopic sights.

The six standard caliber Model 70A's each weigh 7⅛ pounds and come with tough composition butt plates, while the three magnum calibers each weigh 7¼ pounds and are equipped with rubber recoil pads.

SNOWMOBILE TIPS

Safety starts with knowing the regulations

With so many snowmobiles cruising the countryside it is vitally important that each owner do his part to make snowmobiling a welcome activity in rural and suburban neighborhoods.

Here are some useful tips to keep in mind:

Always read operating instructions supplied with your snowmobile.

Always sit with both feet inside the cab or on the boards but never locked into the foot rests. On bumpy terrain place one knee on the seat for better balance. You'll find it easier to lean into a hill from this position.

When travelling at night check your lights, avoid river and lake crossings and follow marked trails to keep clear of barbed wire fences.

Know local regulations. Come to a complete stop before crossing a street or highway. Always stop, look and listen and cross only at a 90 degree angle to any roadway. Remember traffic always has the right of way.

Check your throttle before you turn on the ignition. Does it automatically and freely return to the idling position when released? A frozen throttle is as dangerous as a loaded gun. Never point your machine toward people or property when starting.

Never jam on the brakes, apply steady pressure. Snow conditions vary braking distances. Always allow a wide skid margin when turning.

Do not travel solo, even for a half hour. Let your friends and family know where your party is going. Travel with extreme caution over unfamiliar terrain. Never jump a snowbank without knowing what is on the other side. Don't leave your key in the ignition.

Skiers and snowmobiles don't mix. Keep within areas provided for snowmobiling.

Never check your gas tank or battery level with a match. Never add fuel while your snowmobile is running. Never lift your machine's tail to clear the track as rocks, ice, and other debris can be thrown out.

COVERS WEST

WRN supplement features outdoors

This supplement is one of two published annually by WESTERN REGIONAL NEWSPAPERS LTD., a group of community newspapers serving non-metropolitan centres in British Columbia and Alberta.

Each Spring and Fall, WR Newspapers distribute these supplements in their newspapers, accompanying them with locally-printed second sections, or special pages. Additional copies of this main supplement are also distributed to other communities through regional and local Fish and Game, Tourist, Ski, Snowmobile, and other organizations.

In each supplement, the key subject is OUTDOORS. The Spring issue also features SUMMER FUN . . . fishing, travel, camping, games . . . while the Fall edition's added features are HUNTING, and WINTER SPORTS . . . Skiing, Snowmobiling, etc., etc.

Additional copies are available to those who may wish them for mailing to distant friends and relatives. The complete list of WESTERN REGIONAL NEWSPAPERS carrying this particular issue is given below. . . write to any of them for your requirements.

BRITISH COLUMBIA:

Abbotsford, Sumas & Matsqui News
Campbell River Courier
Chilliwack Progress
Cranbrook Courier
Creston Review
Dawson Creek Peace River Block News
Kamloops News Advertiser
Kimberley Daily Bulletin
Ladysmith-Chemainus Chronicle
Langley Advance
Mission Fraser Valley Record
Powell River News
Quesnel Cariboo Observer
Sechelt Peninsula Times
Sidney Review
Smithers Interior News
Surrey Leader
Terrace Herald

ALBERTA:

Brooks Bulletin
Camrose Canadian
Coaldale Sunny South News
Drumheller Mail
Fairview Post
High River Times
Innisfail Province
Lacombe Globe
Leduc Representative
Olds Gazette
Rimbey Record
Rocky Mountain House Mountaineer
St. Paul Journal
Stettler Independent
Taber Times
Three Hills Capital
Vermilion Standard
Vulcan Advocate
Westlock News
Wetaskiwin Times

Grizzly finds air travel only way to go

There's one grizzly bear in Jasper National Park that's going to have some high flying nightmares when she hibernates this winter.

The bear had been ripping packsacks and tents in search of food near a Jasper Park campsite so the park wardens took the bear via helicopter to another section of the park.

The park wardens, in conjunction with the Canadian Wildlife Service, loaded the tranquilized, 275-pound three-year-old female grizzly into a net below the helicopter and flew her from a campground at Amethyst Lake to a remote wilderness area.

Before you buy... test the top 3!



See what the '73 Scorpion's got... See for yourself who's Number One!

Only Scorpion dares to make this challenge. Because only Scorpion offers these engineering advances for 1973:

"Para-Rail" suspension. "Power-Thrust" clutch. "Power-Bite" track.

See the entire Scorpion Stinger line for 1973
Super Stinger 440 – Super Stinger 400 – Stinger 340
Stinger 290 and 290 ET – Super Stingerette 340

Look out. Cat! Look out. Ski-Doo! Scorpion Stinger is comin' thru!

scorpion stinger

On display now
at your authorized scorpion dealer

FOR THE YEAR 'ROUND

sportsman



Sportsman designed garments

Let these specially designed garments help you enjoy your Fall and Winter activites more!

Since 1887 Jones have been making this comfortable and practical line of clothing.
Ask for it by name from Department, Sporting Goods Stores and your local Independent Dealer.

JONES
Tent & Awning Limited
2034 West 11th Avenue,
Vancouver 9, B.C.

Your home on wheels should be weather-proofed for winter

More and more outdoor enthusiasts are using their recreation vehicles, campers, trailers, mobile homes, etc., throughout the winter. Skiers, snowmobilers, ice fishermen, snowshoers and hunters are using them to get to the scene of the action. In fact, some ski resorts have set up special parking lots for campers as they find their own accommodation facilities overtaxed on the weekends.

Here are some tips on protecting your recreational vehicle from the winter weather, courtesy of Mike Radigan, National Director of the Recreational Institute. His tips cover both the vehicle that is going to keep busy all winter and one that is going to be laid up in the back yard.

First, tips for the outdoorsmen who will be using their vehicles during the winter:

Radigan suggested that for winter use RV owners refrain from filling their water tanks before departing for their destinations. "When you arrive with your unit thoroughly warmed up is time enough to fill the water tank. Then drain it and add anti-freeze to the sink and shower traps before starting homeward." Winter users of RVs often find heat tape useful, where power is available, to prevent pipe freeze-up.

He cautioned winter RV users to drain holding tanks before heading home and add some anti-freeze.

"Owners of recreational vehicles who intend to use them to visit ski areas, for overnight accommodation at snowmobile or ski events, or for ice fishing "warm-up" headquarters, may consider adding extra insulation throughout the vehicle, installing storm windows (clear plastic works fine), and carrying out other common-sense winterizing tasks."

For those leaving the recreational vehicle in the back yard the RVi director recommends that all water supply tanks be drained including sink and shower traps. Add a cup of anti-freeze to each sink and shower drain. Handpumps should be removed and sewage holding tanks should be drained and anti-freeze added, this should also be done if you are using the vehicle during the winter.

Here are additional steps:

Jack up trailer or motor home and put it on sturdy wooden blocks. Remove all batteries and store in a warm place. Charge should be applied to stored batteries at least twice during the winter months to prevent formation of sulphuric acid crystals on the lead plates and consequent shorting: Tops of batteries should be thoroughly clean and dry before storing.

Windows and vents should be tightly closed; however, crack one window open on the sheltered side of your RV to allow some air to enter. Block up refrigerator, water heater, and heater vents, and all outside drains. Cover all upholstery with old sheets or newspapers to prevent fading. Remove and store curtains and drapes. Throughly clean the entire vehicle and apply a coat of good, protective wax. Apply grease to all exposed chrome trim.

Motorized RVs should be protected with anti-freeze in radiator and with thinner winter oil in the engine. During the winter, start and run engine once a week or oftener, and remove battery after each such test.

Remove snow from the exterior of the unit as often as possible. Remove all packaged, canned and bottled foods and drinks from inside your RV.

'Duck factory' grew with waterfowl

By BRUCE SMITH

Ducks Unlimited is a private non-profit organization, engaged in the development and preservation of waterfowl breeding habitat in Canada. The organization was formed in 1938 following the severe drought of the 1930s.

An American organization called "More Game Birds in America" took an interest in the plight of waterfowl and embarked on a program to initiate government action aimed at preserving and protecting vital prairie marshes.

Backed by several interested parties, who donated their time and money, Ducks Unlimited Incorporated was formed in 1937 in the United States, and the drive for funds began. One year later in 1938, Ducks Unlimited (Canada) was formed as the operational body, and the first "duck factory" was built at Manitoba's Big Grass Marsh.

Since then, Ducks Unlimited has grown into one of North America's leading conservation organizations, investing millions of American dollars in over 1100 water management projects in Canada. The land on which these projects are located is made available free of charge by government and private landowners, and amounts to over two million acres.

This year Ducks Unlimited will spend almost $3 million in Canada developing 94 wetland areas. Thirty-two of these projects are in Alberta and nine are in B.C.

Boat show set for B.C., Alta.

The annual international boat and sport show will again be visiting Vancouver and Edmonton this spring. The Vancouver show will be held Feb. 23 to March 4 inclusive and the Edmonton one will run from April 4 to 8 inclusive.

How did Sabretip get its reputation for top performance?



ctually uns in the family.

IMPERIAL outperforms with centre fire. In all popular calibres, bullet weights and types. Sabretip's reputation is well deserved. With a unique plastic tip that protects against deformation, Sabretip has earned top marks for smooth chambering, extreme accuracy and perfect mushrooming. That's the kind of performance that's made Sabretip a favourite among big-game hunters. The kind of performance you'll find throughout the IMPERIAL centre fire family. IMPERIAL – from CIL.

New addition to the CIL Sportsman's collection:

CIL Model 972-C
Custom grade, bolt action rifle.
Famous Mauser action.

CIL Sporting Arms & Ammunition

INSTA-FOCUS® - for men of ACTION!

Now, Focus so Fast - you'll think it's Automatic!

Your thumb rides the blue button, instantly snaps the picture sharp and clear, keeps it that way for every second of fast action viewing! The slow center focus is gone . . . Insta-Focus is almost as fast as the *human eye!*

Now you can identify and size-up your quarry the instant you raise your glasses to your eyes . . . when every second counts, there's no struggle to clear up a fuzzy picture . . . no chance of overshooting the sharpest focus. Unbeatable for running game . . . for action sports! . .

"SQUINT-PRUF" FRONT LENSES screen out reflected glare from water, haze, snow and sand! Matched optics throughout prevent eyestrain.

ROLL-DOWN RUBBER EYECUPS expand your vision with eyeglasses, sun and shooting glasses – extended, they cut out annoying side light.

Bushnell offers the greatest range of binoculars available — priced from $29.95. See your Bushnell Dealer or write for the brand new 1972 Bushnell Catalog

Bushnell

899 West 8th Avenue
VANCOUVER 9, B.C.

Put your brand on a RUSTLER

If you're looking for a camper that can take it, take a look at Rustler. You can take Rustler anywhere. The mountains? Sure. Wherever the terrain is tough — that's Rustler country. Fishing? Fine. Rustler belongs beside your favourite lake or stream. Or how about weekending with the family? No big deal. A Rustler sleeps six in total comfort. And of course, no matter where you go, you go first class. Each and every Rustler comes complete with kitchen, closets, dining area and loads of sleeping room. (Optional toilet and vanity available at your wish). Hustle down to your Rustler dealer and put your brand on a Rustler truck camper.

Rustler

Rustler — from the wonderful world of Neonex Leisure Products Ltd., 1055 West Hastings Street, Vancouver 1 B.C. Manufacturing plants in Edmonton and Red Deer, Alberta, Winkler, Manitoba — Woodstock and Arnprior, Ontario.



STEELHEADING has plenty of happy moments as proved by the smile this fisherman has as he nets a huge steelhead. This was caught on the Thompson River in the winter months.
B.C. Gov't Photo

Dedicated fishermen go anywhere for steelhead

Steelheading is not only a sport, it is a way of life with dedicated anglers.

The steelhead is a large, sea-going trout. British Columbia is extremely fortunate to have so many rivers and streams flowing into the Pacific Ocean as the steelhead makes its way up these streams to spawn in the winter, and in some areas, in the summer.

Vancouver Island is the ideal spot for steelheaders as there are both winter and summer runs. Similarly there are many rivers on the mainland that have both steelhead seasons.

Once thought of as strictly a sport for coast fishermen steelheading has now spread to the interior. There is a tremendous run on the Thompson River. The fishing starts at Spences Bridge where the Thompson runs into the Fraser River and continues toward the source.

There is the whole Lower Mainland fishery in the Fraser and Squamish Valleys and numerous streams up the coast that have their sources back in the B.C. interior. This includes the famed Kispiox back of Terrace where record size steelhead have been caught.- these fierce, fighting fish will run from five to 20 pounds and up.

For handling fighting fish this size, the steelhead fisherman needs a good whippy, light salt-water rod, nine to 12 feet long, although seven feet will hold a pool-bound fish.

A good fibreglass spin-casting rod and a spin-casting or bait-casting reel that will take 200 yards of 15 pound test monofilament makes a good combination.

If you intend to fish steelhead with a fly, your best bet is an Atlantic salmon rod which is specially made for fly fishing salmon on streams, using salmon (coho) flies.

You can also fish for steelhead by drifting the lure at the end of a bobber, casting with a lure, or just letting bobber drift with the current into a hole, with bait on the hook.

The main thing is to get the lure or bait, you can use shrimp, dew worms or salmon roe, down to the steelhead. There are all types of weight and you should use a type that will carry your bait along the rocky bottom of the stream but will not catch in a rock.

Split shot, attached to the line, the bell-shaped weight and the pencil lead are best.

The lead pencil type is soft lead that fits into a narrow rubber sheath. It is attached to a three-way swivel with a short two to four pound test leader. The second prong of the swivel is attached to the main line and the third end is attached by a short leader to the lure or bait. Lengths of the leaders will depend on the type of water but should not exceed 12 inches.

There are many steelhead lures on the market and at any given time all of them or any one of them will start catching steelhead. It is a finicky fish and sometimes very fastidious in its eating habits. It can nibble at a dew worm until there is nothing but the part on the hook left and the angler will never know it. Other times it will hit the lure like a torpedo.

Orange or pink seem to be the colors the steelhead go for, probably because the salmon egg is a natural food for it. It takes fluorescent pink, orange or red lures, simulated roe made up in egg clusters, and flashy tinsel lures.

Noted among the lures are the cherry-bobber, daredevil, tee-spoon, spin-glo and the wobbling or flutter lures such as the Gresvig and Jenson crockodiles, to name only a few.

Space doesn't permit a detailed account of fishing for steelhead, the etiquette of the pool and the "working" of the water. Drop into your favorite tackle dealer and get his advice on what tackle to use and some hints on catching the steelhead, the wily smoothy of the swift stream set.

And if you can get hold of a book on steelheading, "Game Fishing in the West by Mike Cramond is recommended, you can get a better idea on how to fish for steelhead. The catching is up to you.

Mobile home standards set

All mobile homes and recreational vehicles manufactured after Oct. 1 and sold in B.C. must meet the vehicular safety standards of the Canadian Standards Association.

The new regulation sets higher standards for braking systems, hitches, lights, tires and glass on the vehicle.

Canadian Wildlife

Bird studies year-long job

W.A. Morris, a wildlife biologist with the Canadian Wildlife Service, describes below some sections of their year-long program. If there are any queries he can be reached at 125 E. 10th Ave., Vancouver 10, c-o The Canadian Wildlife Service, Department of Environment.

In mid-January the Canadian Wildlife Service conducts aerial surveys, particularly in the coastal areas, to determine the number of wintering waterfowl, and their distribution. The counts include most hunted species as well as observations of trumpeter swans.

An evaluation of the potential breeding population of waterfowl is conducted early in May and June on selected water bodies to determine the number of pairs of waterfowl species using them. Most waterfowl return from the south as paired birds.

The number of pairs resting on the same lakes during the same period of time on a year-to-year basis gives a good indication of the potential reproductive rate of the waterfowl.

This operation is done on a cooperative basis with the B.C. Fish and Wildlife Branch and Ducks Unlimited, B.C.

This survey is usually followed by observations on the same lakes during the latter part of June to estimate the average number of young duckling in relation to previous counts on the same lakes from previous years.

In mid-August Canadian Wildife Serviee undertakes a waterfowl banding program where mallards are known to gather prior to their fall migration. These bands, returned by the public, give information on where birds migrate to, and they also enable the Canadian Wildlife Service to determine the hunter-kill-rate of young compared to the adult birds.

The Vancouver office also co-operates with the National Kill Survey by acting as a collecting point for material sent in by B.C. hunters.

Each year approximately one hunter in 10, of some 33,000 waterfowl hunters, receives a package of self-addressed envelopes asking that the hunter return one wing from each waterfowl he shoots during the season. These are forwarded to the Vancouver office in B.C. for processing.

By examining approximately 3,500 wings sent in by hunters, each year, the Wildlife Serivce is able to tell what species are taken and also the sex and age of the bird up to one year or older.

It is also possible, by examining the wings from the National Kill Survey, to determine percentage of each species of waterfowl shot by the hunter. Usually in B.C. 95 percent of the birds are made up of mallards, pigeon and pintail.

An additional mail survey is also sent from Ottawa and again a one in 10 sample is sent out in the form of gold-colored cards which are retained by the hunter until the end of the season and then returned.

Skiers to benefit from logging site

A public park for year-round recreational activity, including what some believe will be the best skiing on Vancouver Island, will be established in a natural bowl on the north facing slope of Mount Arrowsmith. The property to be donated by MacMillan Bloedel Limited comprises approximately 1,350 acres of timberland.

John Hemmingsen, the company's executive vice-president, Natural Resources, said the company has been advised that the board of the Alberni-Clayoquot Regional District has agreed to undertake ownership and administration of the land for recreational purposes.

The property is situated on the north slope of Mount Cokely, between the 3,500 and 4,800 foot levels. Cokely is a lesser peak in the Mount Arrowsmith complex. The latter, with an elevation of 5,962 feet, overlooks the Alberni Valley and the Parksville-Qualicum area in central Vancouver Island.

Ski and outdoor enthusiasts in the district have described the new parkland as property which can become a first-class recreational facility for both winter and summer use.

Mount Arrowsmith's potential for outdoor recreation has long been evident, but it had not been developed previously because the only routes up the mountain were steep paths, the best-known of which is a trail built about 1921 for pack-horse trips from Cameron Lake. It takes some eight hours to make the climb and descend by this trail, which will be maintained and improved by the Company as part of the recreational program.

MacMillan Bloedel has also undertaken to log ski run areas designated by the Regional District.

The area is accessible by MB logging roads, open to the public evenings, weekends and holidays.

Relocation of about 1¼ miles of the old CPR hiking trail from Cameron Lake up the mountainside is to be completed this fall. In addition, the Company will build a new nature trail in the vicinity of the park area.

MacMillan Bloedel also has agreed to keep roads open during the winter, except under unusually difficult snow conditions, so there will be access for vehicles on weekends and holidays as far as the parking lot.

Snowmobilers may form combined B.C. association

There's a new setup looming for snowmobilers this season. The British Columbia Snow-Vehicle Association will probably combine into three divisions, all three still responsible to the BCSVA. There will be a racing division, a recreation division and a new industry division, probably taking in the present B.C. Snowmobile Industry Association.

The plan for the combined divisions has been approved in principle and now waits approval by the executive of the BCSVA.

If the plan is approved each of the divisions will appoint three representatives to the directorate of the new BCSVA, which will become an umbrella organization embracing all aspects of snowmobiling.

Snowmobilers wishing to find out more about the tentative new organization are asked to write to: The B.C. Snow-Vehicle Association, Suite 618, 510 W. Hastings, Vancouver 2.

New officers of the BCSVA are Al Horning, president; Bill Shields, vice-president; Bob Crawford, secretary; Lindsay Webster, treasurer; John Wolfe, race director; Kip Mason, past president; Terry Fleming, Lindsay Blackburn, Jack Kerr, Mike Seminoff and Ted Kelly are directors.

The 1973 B.C. Snowmobile Championships will be held at Revelstoke Feb. 24-25. Director Terry Fleming reports that a new track is now being built for the Class AA meet and Revelstoke residents are providing plenty of co-operation and enthusiasm.

Other B.C. Snowmobile regional Class A meets to be held this season are: Dec. 16-17 at Clearwater; Dec. 30-31, Vernon; Jan. 6-7, 100-Mile House; Jan. 13-14, Penticton; Jan. 20-21, Kamloops; Feb. 3-4, Prince George; Feb. 10-11, Nelson; and then comes the Revelstoke races Feb. 24-25.

NOVICE SNOWMOBILERS receive tips on starting at a combined rally and safety session near Manning Park.

Photo courtesy Alan Wassell

Use of logging roads helps recreation

The network of logging roads through British Columbia's managed forest lands are drawing thousands of additional outdoor recreationists each year.

In 1971 a total of 88,626 British Columbians and visitors to the province used MacMillan Bloedel logging roads for access to the outdoors, 7,000 more persons than in 1970 and 41,000 more than five years ago, MB's Vice-President of Logging, H.R. Chisholm, reported.

Chisholm said well over 500,000 persons have used MB logging roads for fishing, hunting, hiking, skiing and other outdoor activities in the past nine years.

"The figures reveal the increasing interest of the public in outdoor activities and the role that industrial logging roads play in providing access to the outdoors," said Chisholm. "These logging roads traverse vast areas where no public roads exist. Without the logging roads the lands accessible to the public for recreation in B.C. would be drastically reduced."

A total of 76,522 persons used MB roads in 1969, 81,621 in 1970 and 88,626 in 1971. (The figures actually represent "recreationist days" since some of the public used the roads more than once in any given year.)

Snowmobiles need padding

Windshields of snowmobiles must be redesigned and cockpits must be padded to ensure safety, Dr. Donald Johnson, an orthopedic surgeon, told a snowmobile panel at a Canada Safety Council conference in Montreal.

"The snowmobile is a relatively safe vehicle and accidents have gone down this past winter," he said. He noted injuries to lower extremities had gone down in the past two years but facial injuries had increased.

He suggested that snowmobile riders wear face masks or helmets to lessen the chances of serious head injury.

Pioneer makes starting easier with the new 1073 and 2073

Exclusive "Easy Arc" starting is just one of the features that makes these two lightweight saws ideal for hunters, outdoorsmen and campers. An easy two-finger pull starts them. Light weight makes them easy to handle. Yet they both have the power to cut up firewood, deadfalls, even game.

Both models feature automatic chain oiling. Easy access controls. Quieter muffler and exclusive Sureguard safety chain. The 2073 has even more: roller nose bar and semi-automatic chain tensioner.

Outdoorsmen have never had it so easy.



priced from $149.95

PIONEER CHAIN SAWS making things easier

Distributed throughout British Columbia through over 160 dealers by:

PURVES RITCHIE

Division of the West Coast-Purves Ritchie Company

Vancouver Nanaimo

Check the Yellow Pages for your nearest dealer

Johnson announces the quiet revolution

The Johnson '73s are here. And they're something to whisper about.

Thanks to tuned exhausts, tuned engines, extra insulation, better mufflers, the Golden Ghost is our quietest snowmobile ever.

And our '73 Phantom has Johnson's new Rotura rotary combustion engine. Some day all snowmobiles may be powered this way. This year, the Phantom is.

Add our exclusive MagFlash ignition system. High intensity sealed-beam headlight. Long lasting tracks. Eight model line-up. And you get some idea of why Johnson has meant dependability and performance for 51 years.

Distributed throughout British Columbia by

PURVES RITCHIE

503 E. Pender St., Vancouver 4 — 255-9531

1805 Fremont Rd., Nanaimo — 758-5270

Contact your nearest branch for the name of your nearest Johnson dealer