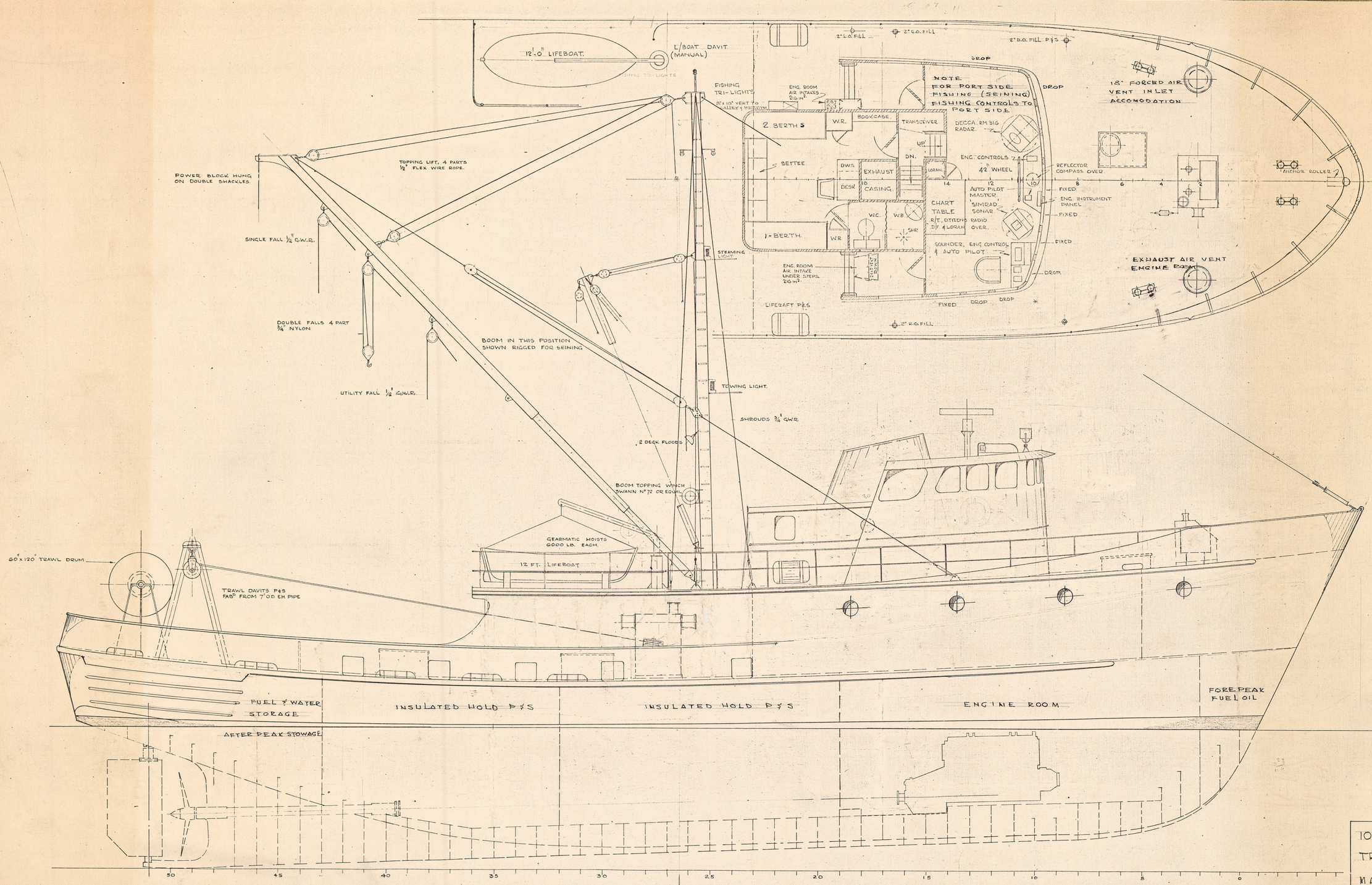

MAJOR PARTICULARS

LENGTH OVERALL	100'-5"
LENGTH B.P.	93'-2"
BREADTH MLD.	24'-6"
DEPTH MLD.	12'-9"
POWER CATERPILLAR D-379	
560 H.P. AT 1225 R.P.M.	
FUEL APPROX.	12,000 GALS
WATER	4,500 GALS
HOLD CAPACITY APPROX.	6000 CU. FT.
DRAFT NORMAL	11'-0"
DRAFT LOADED	12'-3"

VESSELS BUILT TO THIS CLASS BY BENSON BROS SHIPBUILDING LTD.

M.V. 'CANADA 100'

M.V. 'LADY NOREEN'

M.V. 'MARTIN G. MARTIN'

100' x 24'6 STEEL TRAWLER/SEINER.

MARTIN FISHING LTD.

PROFILE

W.M. REID.
NAVAL ARCHITECT.

FT. CARDERO ST. VANCOUVER B.C.

SCALE: 3/8" = 1'-0" | DWG No 700-7

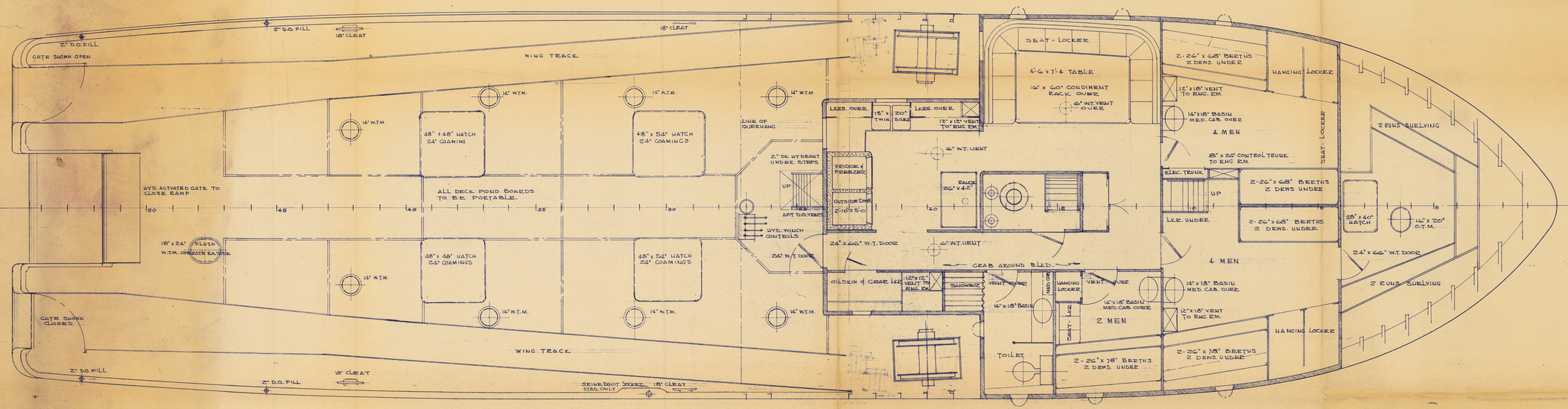

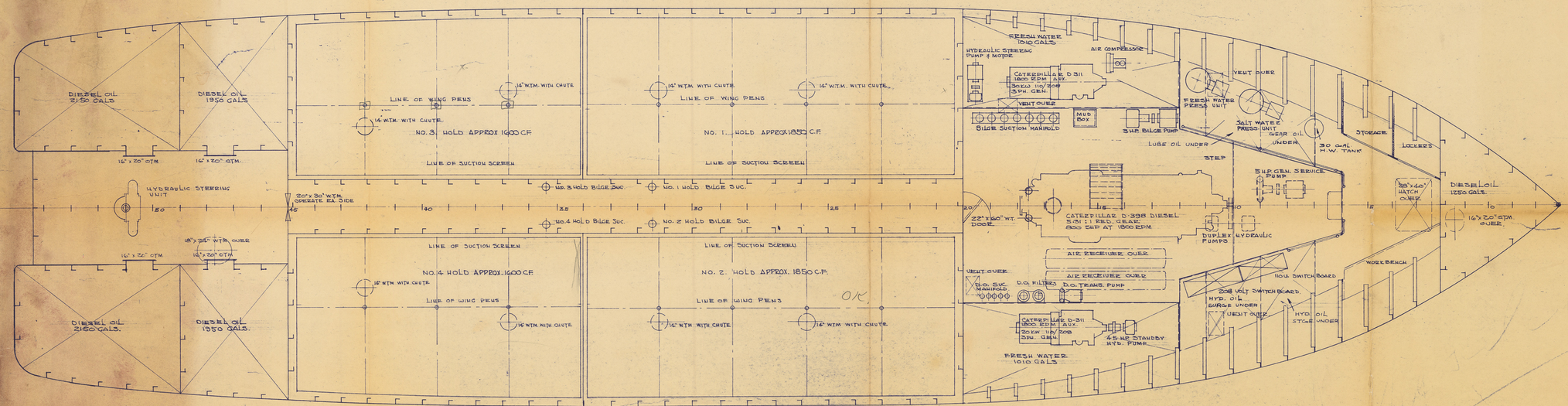

100' x 24' STEEL TRAWLER-SEINER

(Guphill)

GENERAL ARRANGEMENT

W.M. REID
NAVAL ARCHITECT

PT. CARDERO ST. VANCOUVER B.C.

SCALE 3/8" = 1'-0" | DWG. N° 637.

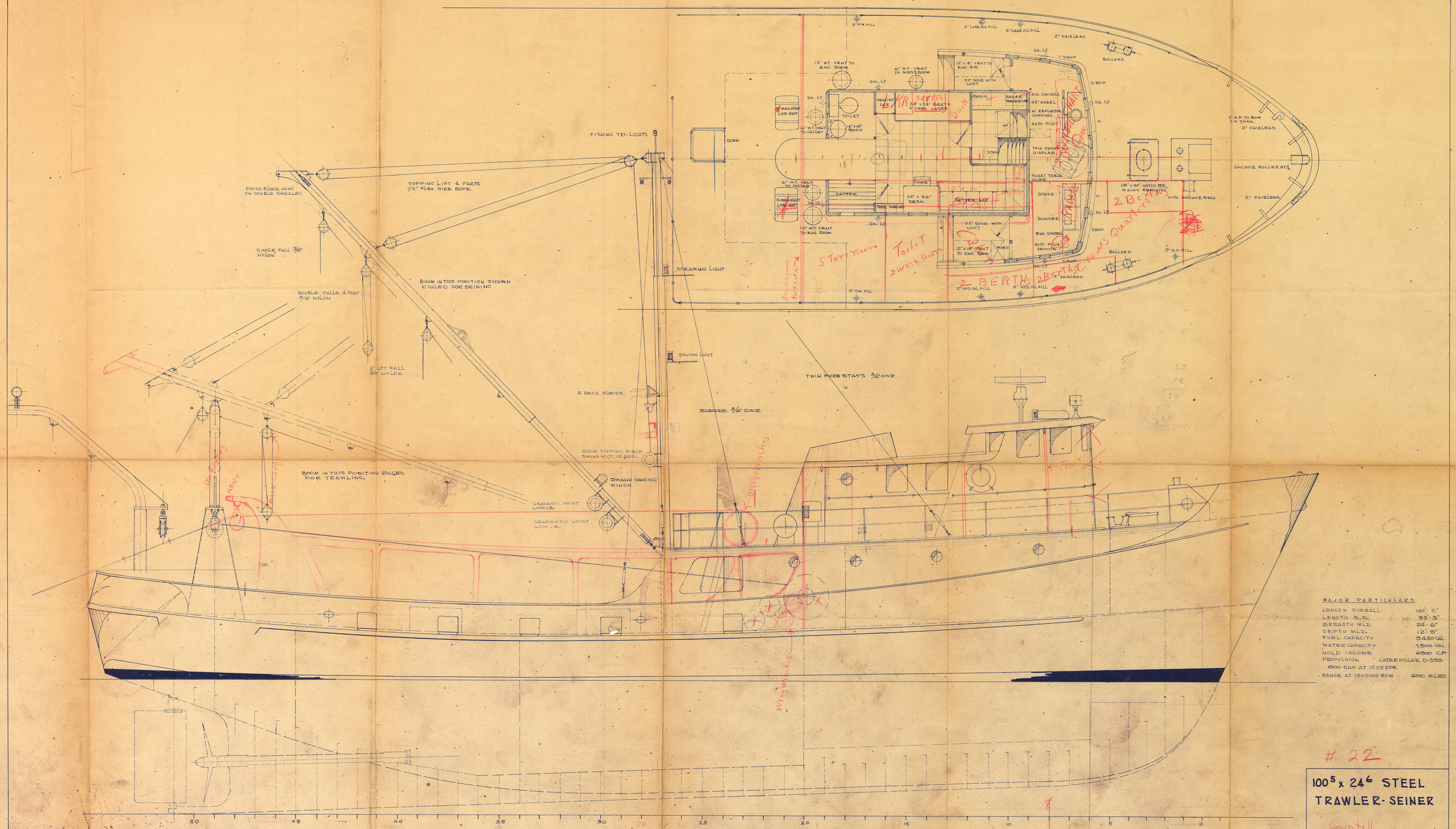

MAJOR PARTICULARS

LENGTH OVERALL	100' 5"
LENGTH B.P.	93'-3"
BREADTH MLD.	24'-6"
DEPTH MLD.	12'-8"
FUEL CAPACITY	9450 total
WATER CAPACITY	1500 GAL.
HOLD VOLUME	6800 CF
PROPULSION	CATERPILLAR D-398
800 SHP AT 1225 RPM.	
RANGE AT CRUISING RPM	4000 MILES

22

100⁵ x 24⁶ STEEL TRAWLER-SEINER

Gaptill

PROFILE & PLAN

W. M. REID

·NAVAL ARCHITECT·

FT. CARDERO ST. VANCOUVER B.C.

SCALE 3/8" = 1'-0 DWG. No. 694-1

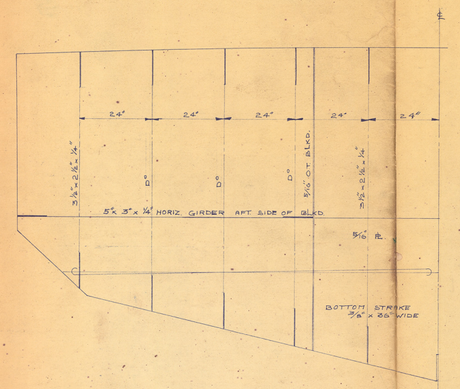

BLKD. AT FR. 45
STIFFRS. ON FWD. SIDE

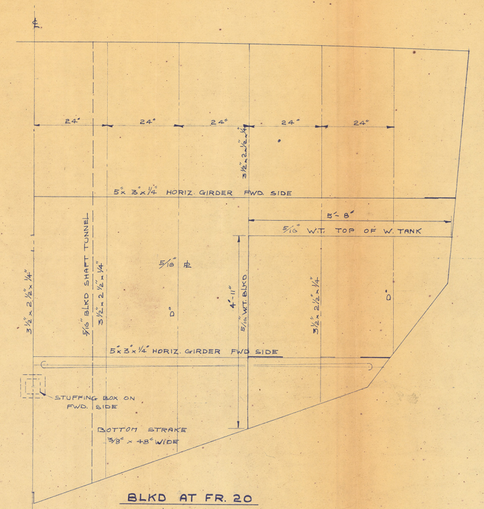

BLKD AT FR. 20
STIFFRS. ON AFT SIDE

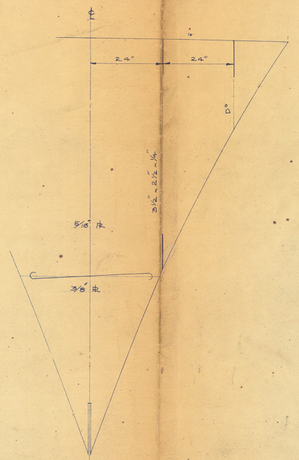

COLLISION BLKD. AT FR. 2
STIFFRS. ON FWD. SIDE

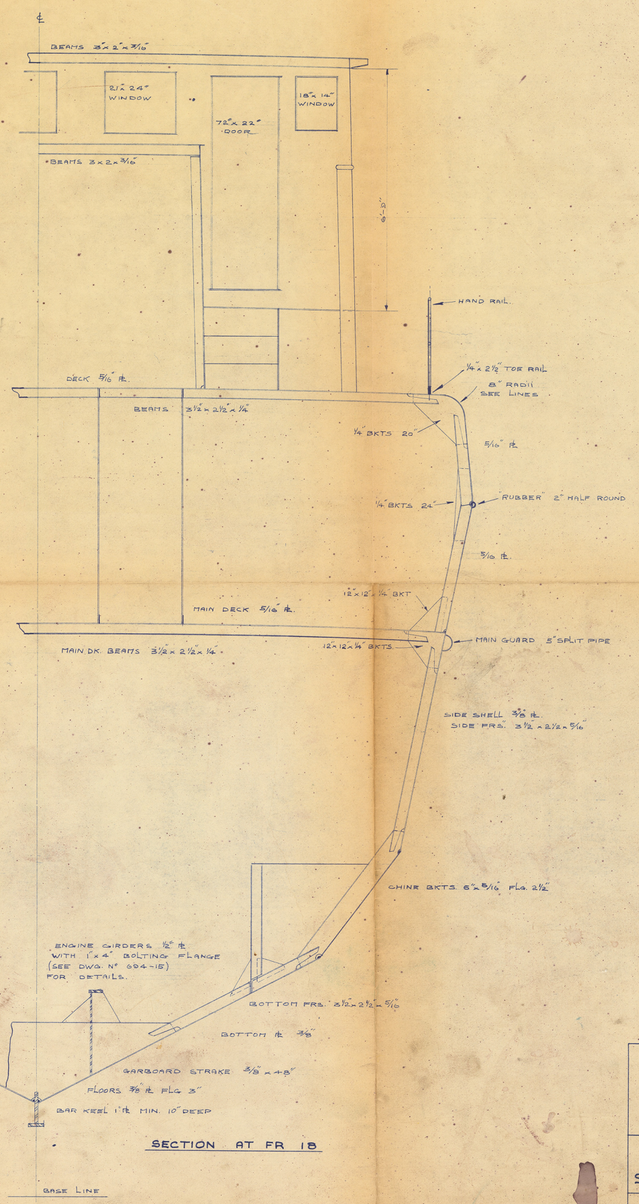

SECTION AT FR 18

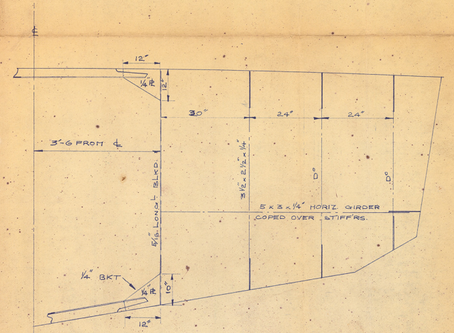

OIL TANK BLKD. AT FR. 49
STIFFRS ON FWD. SIDE

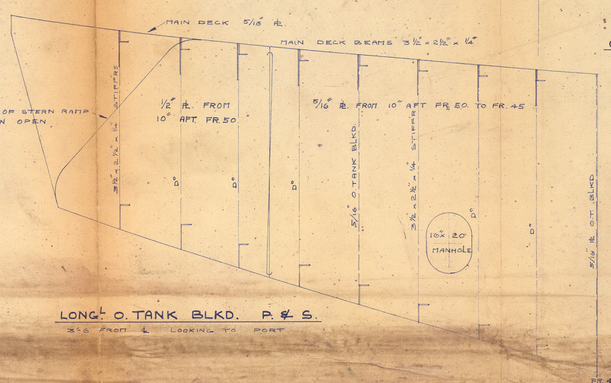

LONG.L O. TANK BLKD. P. & S.
3'-6" FROM ℄ LOOKING TO PORT

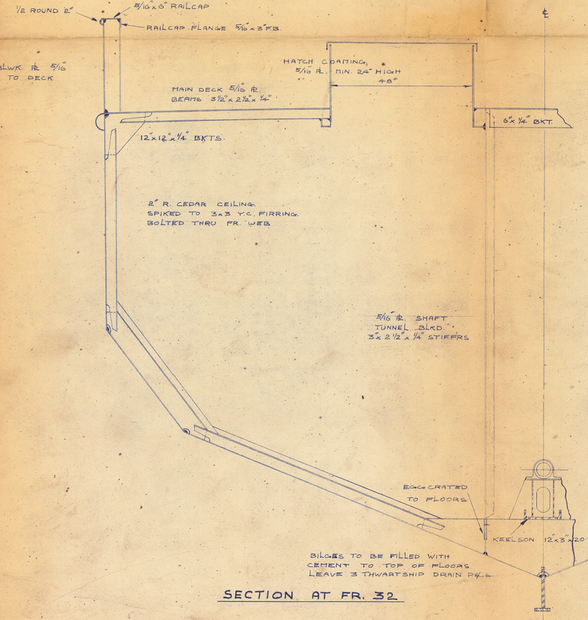

SECTION AT FR. 32

#22

100^{5} x 24^{6} STEEL TRAWLER-SEINER Cuphill
CONSTRUCTION SECTION & BULKHEADS
W. M. REID NAVAL ARCHITECT
FT. CARDERO ST VANCOUVER B.C.
SCALE 3/4"=1'-0" DWG N° 694-

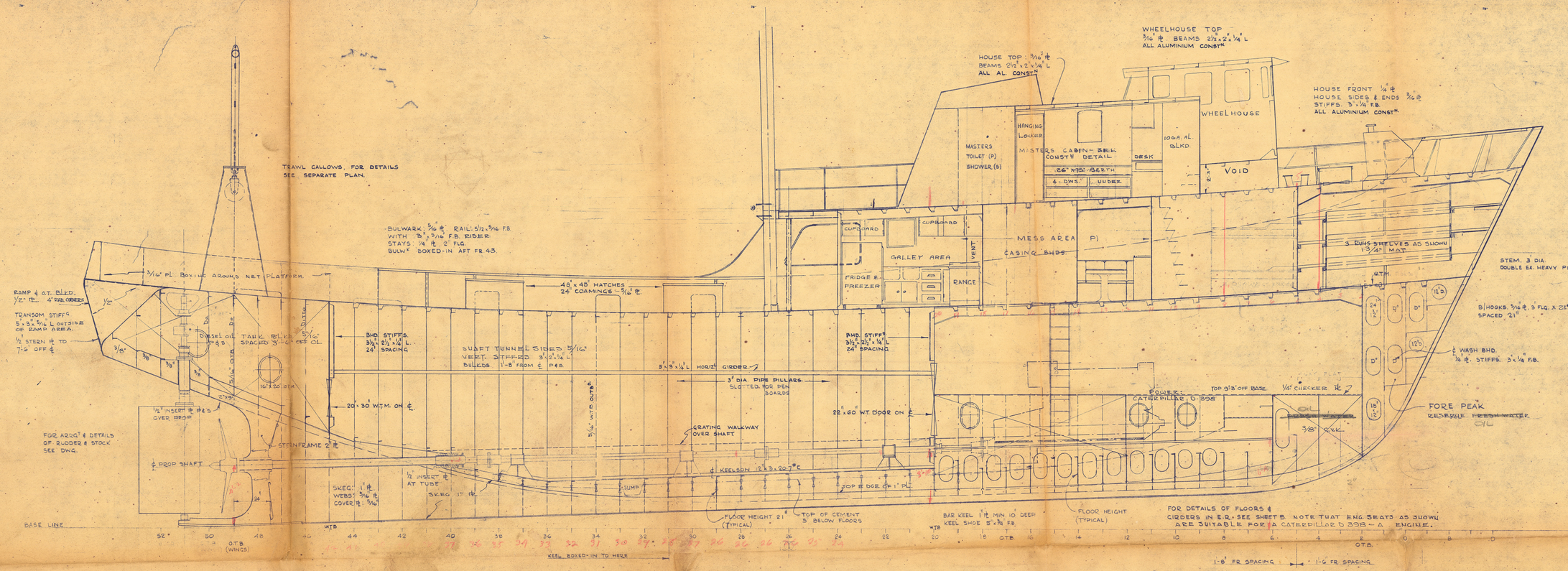

#22

100'-5" x 24'-6" STEEL TRAWLER/SEINER

INBOARD PROFILE & BEAM PLAN.

W. M. REID.
NAVAL ARCHITECT.
FT. CARDERO ST. VANCOUVER B.C.
SCALE 3/8" = 1'-0" DWG. 634-4

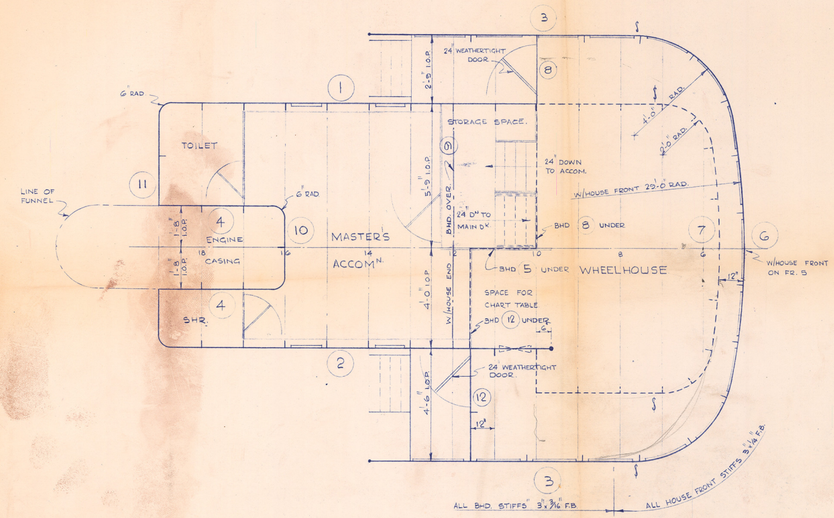

PLAN AT W/HOUSE LEVEL

FR. SPACING 20" THROUGHOUT.
STIFF^R SPACING 24" WHEN NOT ON FR. LINES.
OR UNLESS OTHERWISE SHOWN.

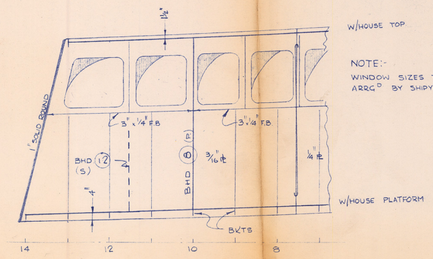

BHD (3) (P)

STB^D SIDE SIMILAR EXCEPT AS SHOWN.
T/HOME 1½" : 6'-0"

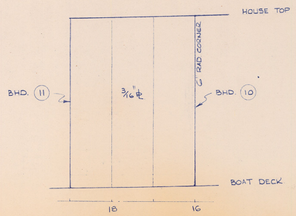

BHD (4) (P)

STB^D SIMILAR EXCEPT AS SHOWN.

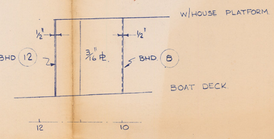

BHD (5)

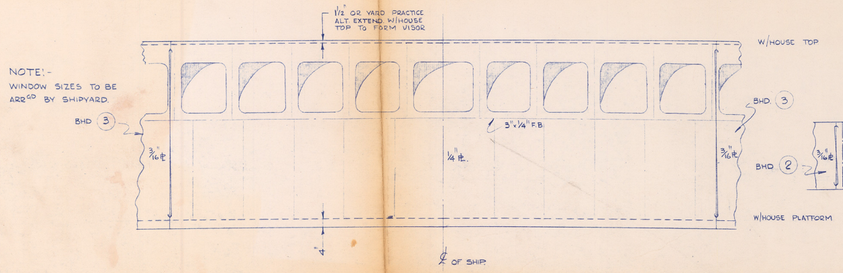

BHD (6) (EXPANDED)

RAKE OF FRONT 1'-1"-0"

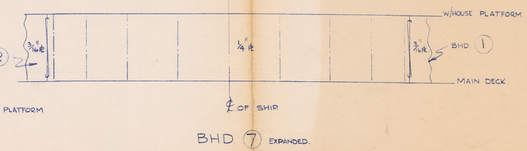

BHD (7) EXPANDED.

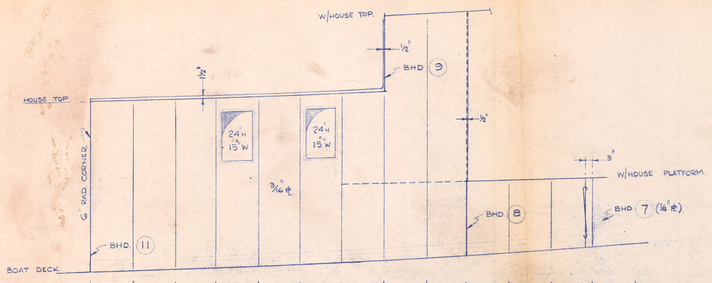

BHD. (1)

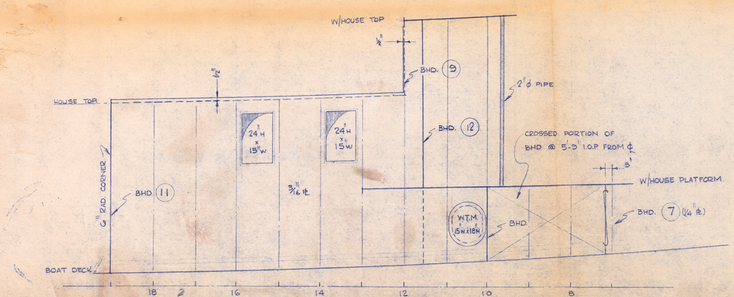

BHD. (2)

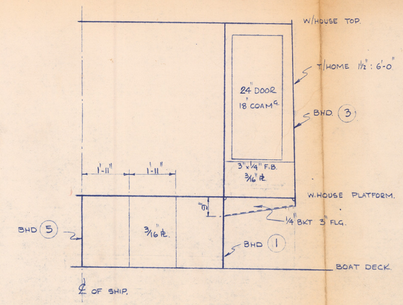

BHD. (8)

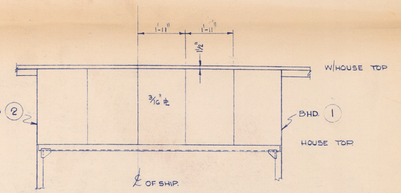

BHD. (9)

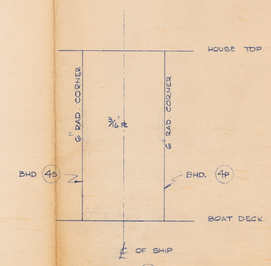

BHD. (10)

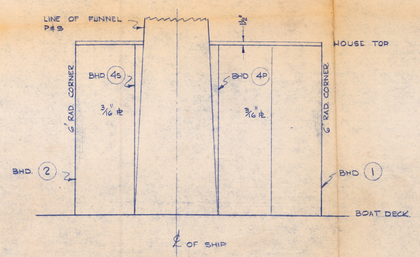

BHD (11)

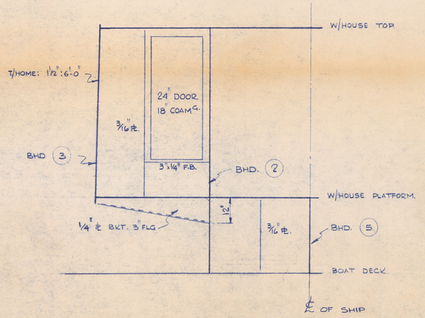

BHD. (12)



TYPICAL SECTION THRO' HOUSE SIDE.
SCALE: ¾" = 1'-0"

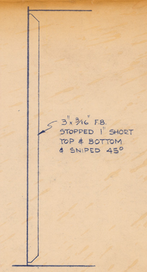

TYPICAL SECTION THRO' HOUSE ENDS
SCALE: ¾" = 1'-0"

NOTES:

ALL ELEVATIONS DRAWN LOOKING TO PORT
ALL SECTIONS DRAWN LOOKING AFT
CAMBER ~ 2½" : 12'-5" ½ BREADTH

100'-5" x 24'-6" STEEL TRAWLER / SEINER

MINOR BULKHEADS IN HOUSE ON BOAT DECK & WHEELHOUSE

W.M. REID
NAVAL ARCHITECT

FT. CARDERO ST. VANCOUVER B.C.
SCALE: ½" = 1'-0" DWG. N^O 034-