THE MAKING of a RESEARCH LIBRARY

60 years of collections development

ANNUAL REPORT OF THE UNIVERSITY LIBRARIAN TO THE SENATE

University of British Columbia

1974–75

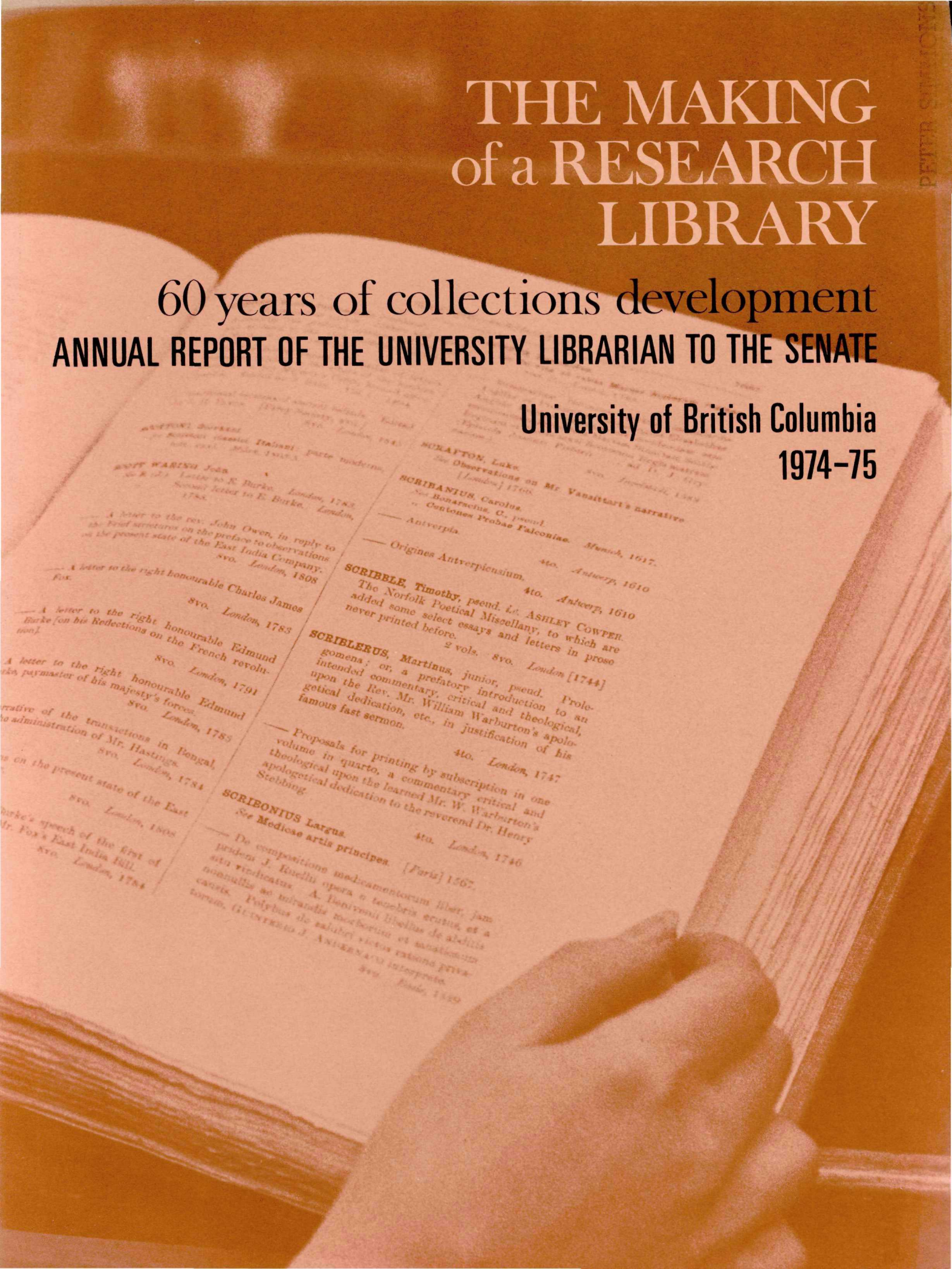

THE MAKING OF A RESEARCH LIBRARY

Sixty Years of Collections Development

Annual Report of the University Librarian

to

the Senate

of the

University of British Columbia

Sixtieth Year

1974/75

Vancouver, December 1975.

TABLE OF CONTENTS

I. Collections Over Sixty Years. ...1

II. Growth and Nature of the Collections. ...2

III. Value and Cost of Collections. ...7

IV. Housing the Collections. ...14

V. Service and the Collections. ...18

VI. Significance of the Collections. ...22

Appendix A. Size of Collections - Physical Volumes

B. Library Growth, 1915/16 to 1974/75

C. Growth of Collections

D. Library Expenditures

E. Recorded use of Library Resources

F. Reference Statistics

G. Library Organization

H. Library Supported Reading Rooms

I. Senate Library Committee

I. Collections Over Sixty Years.

If, as it is so often said, the library is the heart of the university, it is certainly the case that the collection is the heart of the library. It is its most valuable asset, measured in any terms.

This report focusses on the collection, and approaches all other aspects of the library through it, not just because it, like the university, is marking its sixtieth anniversary, but because while its significance continues to grow, its future is in several respects in a state of jeopardy. And this is a matter which should be of concern far beyond the gates of the university.

Growth and Nature of the Collections.

To have arrived, after sixty years, at a collection of one and two-thirds millions of physical volumes, and more than two and one-quarter millions of items in other formats, has required an immense collaborative effort on the part of faculty members, librarians, university administrators, governments, foundations and private donors. Virtually every item in the collection represents a choice, a decision made, an amount provided, an amount expended. What is truly astonishing is that so much has been accomplished in just the past decade.

A graphic representation of the growth of the collections (See Figure 1) shows that the Library entered the 1960's with about four hundred and fifty thousand volumes on its shelves, barely enough, in terms of present standards, to satisfy the needs of a university of even modest size and ambition. In 1963 a period of rapid development began, and by 1966 the Library was adding every year as many volumes as it had been able to acquire in the first twenty years of its existence. In the decade that followed, the Library acquired one million volumes: it had taken fifty years to acquire its first half million. By 1975 the collections, measured in terms of physical volumes alone, were four times as large as they had been on the threshold of the 1960's, and in that interval one million four hundred thousand volumes had been selected, acquired, catalogued and made available for use.

It will also be noted that in recent years the rate of growth has declined. This is no reflection of a parallel decline in the availability of library materials in the marketplace, nor of their desirability to the University. It can be traced to economic factors, as will be shown.

What is the nature of the Library's collections? The physical volume, as represented by the book or the bound periodical, is the familiar object that stands in the minds of most people as symbolic of the Library. It is certainly the one most often counted when the importance of a collection is being assessed. But, as Table 1 shows, it is joined by the microform, the sound recording, visual materials, maps and manuscripts. The total number of these physical items was recorded as 3,945,897 at the end of March 1975. To understand the meaning of this, it must be kept in mind that each physical

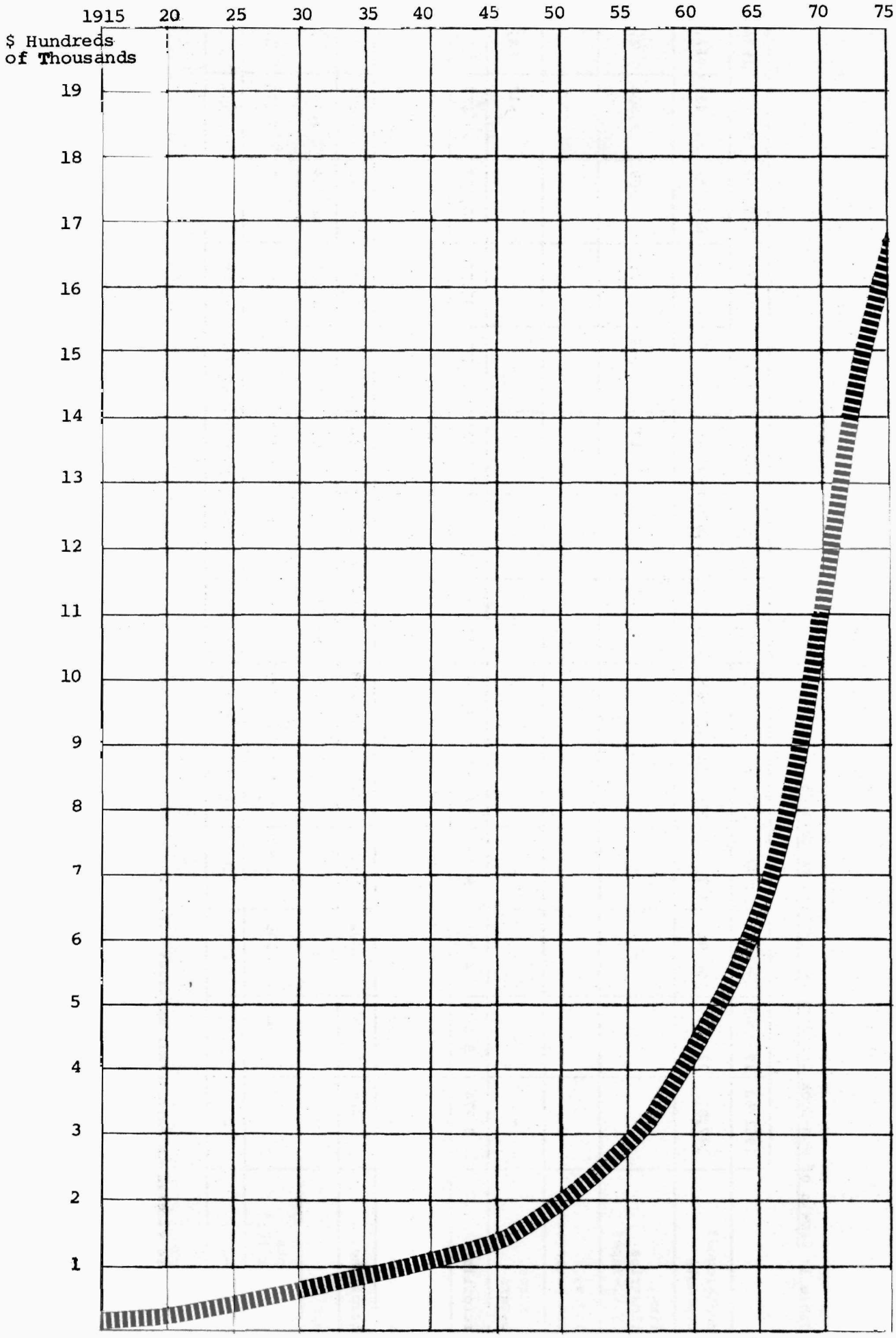

Figure 1: Growth of Collections in Volumes, 1915/16 to 1974/75

Table 1: Growth of Non-Book Collections, 1961/62 to 1974/75.

	1961/62	1962/63	1963/64	1964/65	1965/66	1966/67	1967/68	1968/69	1969/70	1970/71	1971/72	1972/73	1973/74	1974/75
Uncatalogued Documents	197,876	227,595	266,911	307,215	359,764	425,690	483,617	544,470	603,414	669,175	737,202	804,712	350,463*	417,070
Films, Filmstrips & T.V.-Tapes	-	-	-	-	-	-	24	172	172	569	569	569	2,606	2,703
Slides, Transparencies	-	-	-	-	-	-	-	-	-	-	-	-	5,242	8,172
Pictures, Posters	-	-	-	-	-	-	-	-	-	-	-	-	62,812	64,280
Microfilm	3,224	3,650	4,701	5,209	6,907	9,578	11,697	13,734	27,224	30,275	35,344	36,198	38,227	42,687
Microcard	8,413	8,577	8,977	8,990	15,810	27,761	34,669	101,280	107,840	108,320	111,680	111,680	111,680	111,680
Microprint	5,189	54,989	55,654	61,130	236,130	236,130	252,582	527,500	618,500	698,000	732,500	760,500	826,250	858,000
Microfiche	366	692	692	5,891	12,934	16,248	23,264	285,820	337,246	412,018	525,790	584,770	595,641	600,186
Maps	-	-	-	-	40,285	51,278	59,944	63,220	70,861	75,203	80,211	86,024	94,443	105,733
Manuscripts in linear feet	78	107	136	398	410	437	457	562	1,102	1,800	1,900	2,005	3,350	3,550
Recordings	-	-	-	-	8,278	9,782	12,045	14,359	22,260	24,150	25,575	27,364	45,367	58,476

* Appendix Y: Size of Collections Physical Volumes.

item, especially in the case of periodicals and microforms, can represent many discrete bibliographical items.

In an attempt to make information available where it is actually needed most, the collection has been distributed throughout a system of branch libraries and reading rooms. The division of the collections among these elements is shown in Appendix A. It will be seen that there are now five volumes in branch libraries, reading rooms and individual subject collections within the Main Library, to every four volumes in the stacks of the Main Library, which before the 1960's were virtually the sole repository for books.

Figure 2 shows the distribution of major subjects within the collection, according to the Library of Congress classification.

Figure 2: Contents of Collections, by Library of Congress Classes.

A - General
B - Philosophy & Religion
C, D, E, F - History
G, H, J, K, L - Social Sciences: Geography, Anthropology, Sociology, Political Science, Law, Education.
M - Music
N - Art & Architecture
P - Literature
Q - Science
S - Agricultural Science
T - Technology
U - Military Science
V - Naval Science
W - Health Sciences
Z - Bibliography

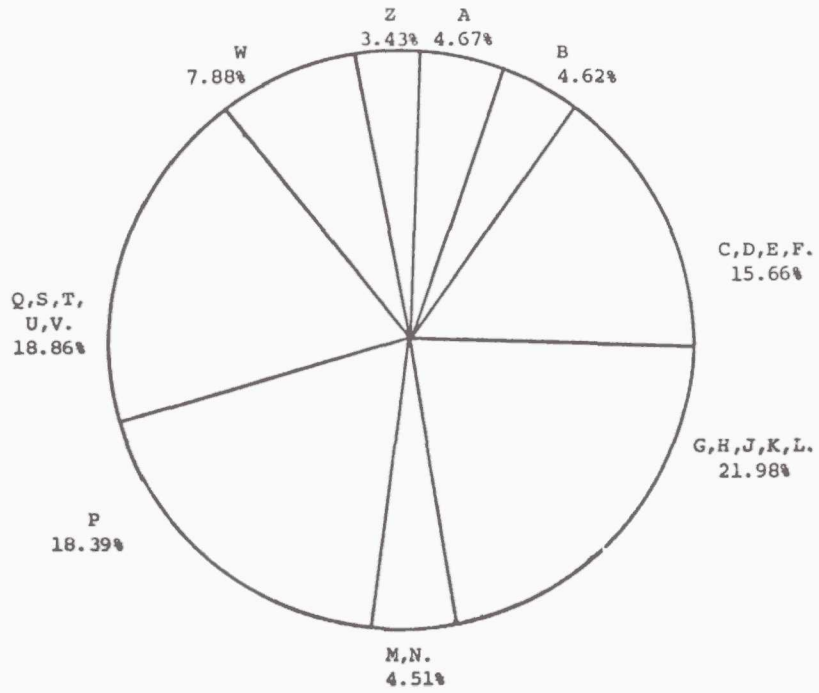

A study carried out over many years and completed by the National Library of Canada during the year made it possible to compare the relative strength of U.B.C.'s collection by subject area. It has for some time been the case that in total U.B.C.'s collection is the second largest in Canada. It is some two million seven hundred thousand volumes smaller than the University of Toronto's, very slightly larger than McGill's, and fifty thousand volumes larger than the University of Alberta's. But it does contain Canada's largest collections in the subject areas of: Canadian history, German history, Canadian literature, and Transportation and Communication.

In the following areas, it contains the second largest collections in Canada: British history, French history, Anthropogeography, Anthropology, Sociology, English literature, German literature, Spanish and Portuguese languages and literatures, Philosophy, Political science, and Folklore.

While these facts are cause for satisfaction it must be pointed out that as research libraries go, U.B.C. Library is still only of moderate size. Its collection is smaller, for example, than those to be found at the universities of Virginia, Missouri, Kansas, Rutgers, Florida and Maryland. Out of eighty-one university members of the Association of Research Libraries, U.B.C. Library is not far from the median, ranking thirty-seventh. And whereas just four years ago it ranked eleventh in terms of its annual growth rate, it had dropped to twenty-ninth place by 1973/74. Accessions have declined from 162,428 volumes in 1970/71 to 85,086 volumes last year, a drop of forty-eight percent in four years. This can be traced to the fact that funds for the purchase of collections have not kept pace with inflating prices.

III. Value and Cost of Collections.

Everyone who has purchased a book recently knows that prices have increased. For both periodicals and books the price trend has tilted sharply upward in the past five years.

The average price of U.S. periodicals in the five years 1970 to 1974 more than doubled, rising from $8.66 to $17.71 (Bowker Annual, 1975, p.177). Hardcover U.S. books over the same period rose in price from $8.77 to $14.09, an increase of sixty-one percent (Bowker Annual, 1975, p.180). A British compilation shows that adult non-fiction from the U.K. increased in price by a relatively modest twenty-seven percent in the four years ending with 1974 (Library Association Record, August 1974, p.155). The same source indicates that periodical prices rose during the period by seventy-four percent to an average of £19.78 (p.153).

An examination of monthly paid invoices reveals that U.B.C. is now paying an average of $14.20 for each book. The average cost of a periodical subscription now runs to between $37 and $38 a year.

The monetary value of the whole collection has thereby appreciated and keeps on increasing in value with each passing year. The following table estimates the worth of the collection.

Table 2: U.B.C. Library Collections Valuation, April 1975.

Main Library		$37,378,244.75
Branches		
Animal Resource Ecology	391,461.00	
Crane	304,384.00	
Curriculum Laboratory	1,356,287.00	
Law	2,853,092.75	
MacMillan	1,034,435.25	
Medical Branch	701,340.00	
Mathematics	506,880.00	
Music	779,032.50	
Marjorie Smith	295,566.25	
Sedgewick	4,345,827.25	
Woodward	8,098,814.00	
		20,667,120.00
Reading Rooms		2,661,430.00
		$60,706,794.75

This staggering figure of course cannot be regarded as a true replacement cost, because the great majority of the items in the collection can not be replaced. Included in this estimate are the labour and material costs of acquiring, cataloguing, and maintaining the bibliographical apparatus which permits access to the contents of the collection. In terms of today's salaries and expenses, that figure is greater than the actual purchase cost.

The actual amount spent on collections purchases over sixty years has been $17,915,246 (See Appendix B, for expenditures). In addition there have been gifts to the collection of unmeasured value. The total value today of almost sixty-one million dollars is an appreciation of three hundred thirty-nine percent over purchase price.

In recent years, the amounts spent on collections annually have risen, fallen and risen again, as can be seen in Figure 3. The number of volumes added annually (presented in Appendix B) shows a different pattern. In the late sixties, the numbers of accessions exceeded the capacity of the Processing Divisions to deal with them. Proceeding methodically, they gradually eliminated the backlog. In the past few years the number of accessions has dropped significantly, while expenditures have risen slightly.

In 1974/75, expenditures on collections (books, periodicals and binding) were $1,629,797, representing 25.8 percent of total library expenditures, a decline over the previous year. In fact, the proportion spent on collections has been diminishing for many years, as shown on the chart presented as Figure 3.

In the sixties this was attributable to an increase in the numbers of staff needed to deal with collection processing and to operate the developing branch system of libraries over increasingly longer schedules. However, few staff members have been added to the establishment in the past four years: the growing proportion of the library budget allocated to salaries arises out of salary increases, yet another symptom of the general problem of inflation.

Figure 3: Expenditures on Salaries, Collections, Other Expenses, 1965/66 to 1974/75.

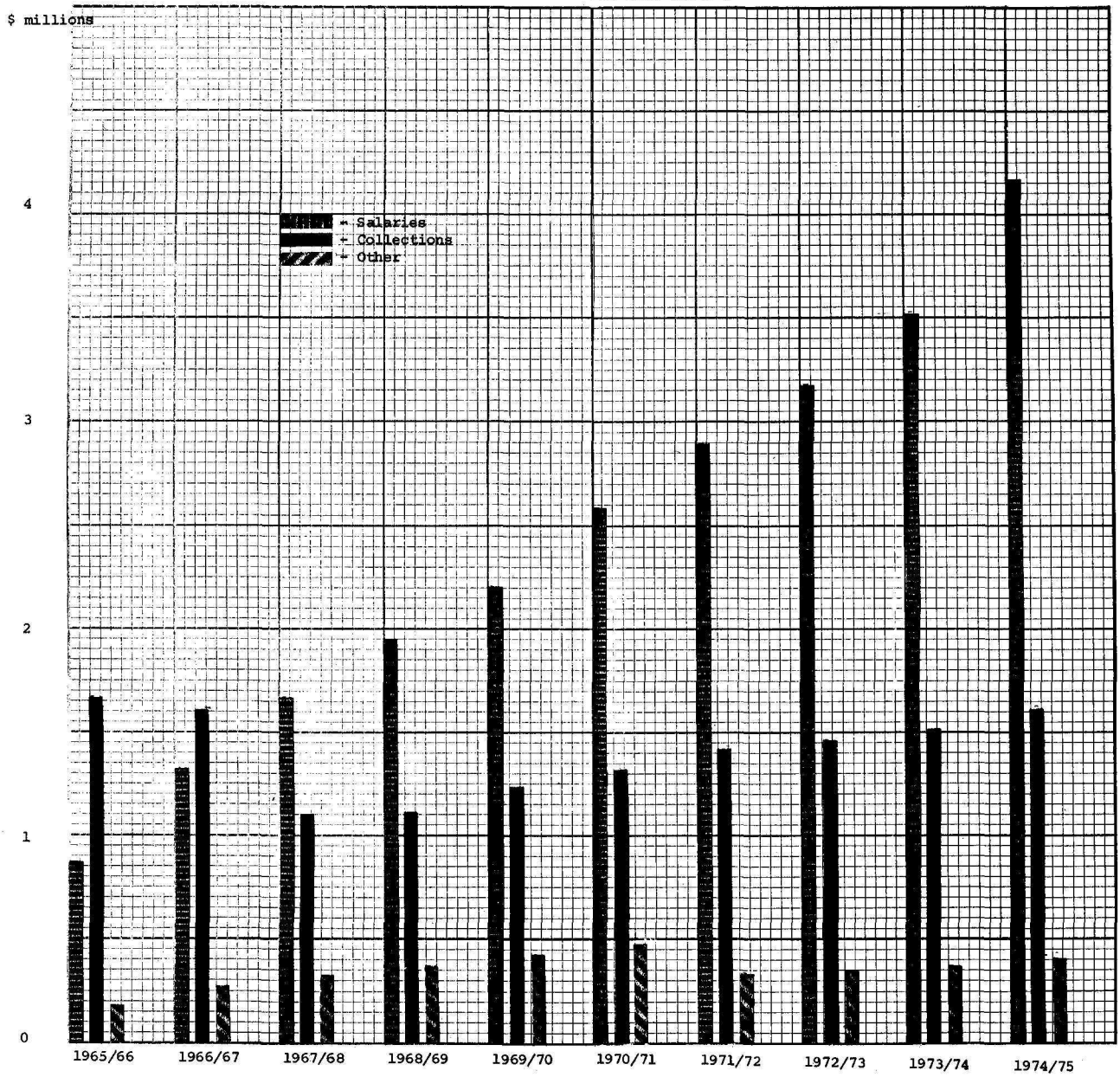

Within the library budget other trends are developing. To examine them, the collections budget can be broken down into four main areas of spending:

1. Current and Research. In this category are the funds for maintaining periodical subscriptions, for acquiring periodical back files, for purchasing new books and significant collections of material.

2. Branch Libraries and Subject Collections. Each branch library and subject collection has a fund for general collection development.

3. Reading Rooms. Reading rooms receive varying levels of support for collections.

4. Departments. Those departments predominantly in the Faculty of Arts, which have a need for out-of-print materials receive allocations.

Figure 4 shows that more and more dollars are being spent for the first category. The reason for this becomes apparent when one looks at the growth in the cost of the serials component budget, as shown in Figure 5. Whereas in 1970/71 periodicals and continuations accounted for about forty percent of all expenditures on library materials, by last year they accounted for over fifty-five percent, and in the current year it is expected that they will account for over sixty percent.

As part of a programme to counteract these trends, which see increasing amounts committed to current publications, a "quid-pro-quo" policy was established, whereunder no new subscription was entered until a subscription or subscriptions of equal dollar value and in the same subject field had been cancelled. Initially this policy served to weed out some titles of marginal significance. However, this policy, which it was hoped to suspend in 1975/76, is now a source of annoyance and concern to faculty members and librarians alike. And despite the policy, the annual costs of periodicals keep mounting. If these costs can not be paid, ruthless slashing of the subscription list would be needed to reduce it to its former proportion of the budget.

Figure 4: Collections Budgets, by Expense Category, 1970/71 to 1974/75.

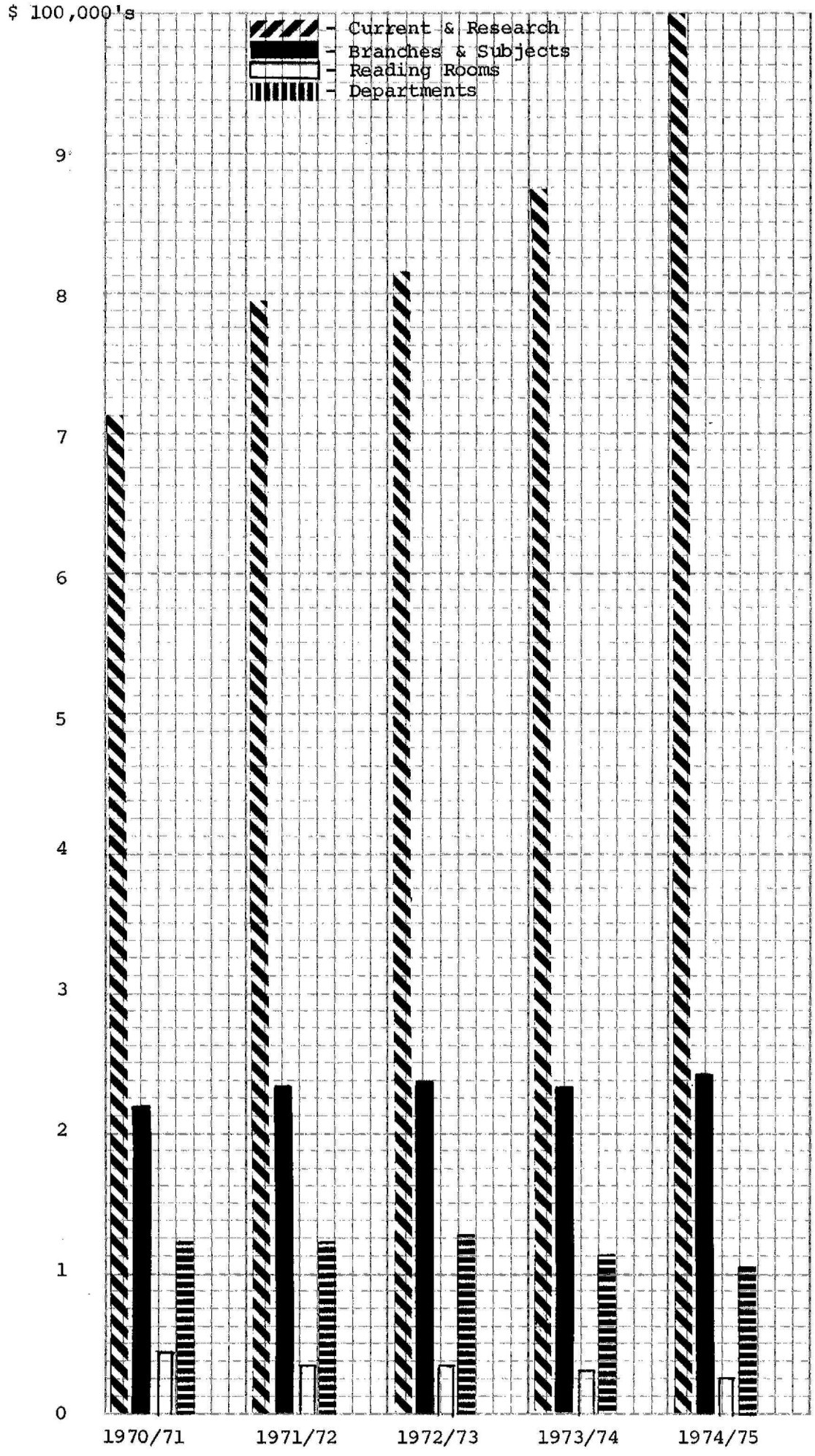

Figure 5: Proportion of Book Budget Spent on Continuations and Periodicals, 1970/71 to 1974/75.

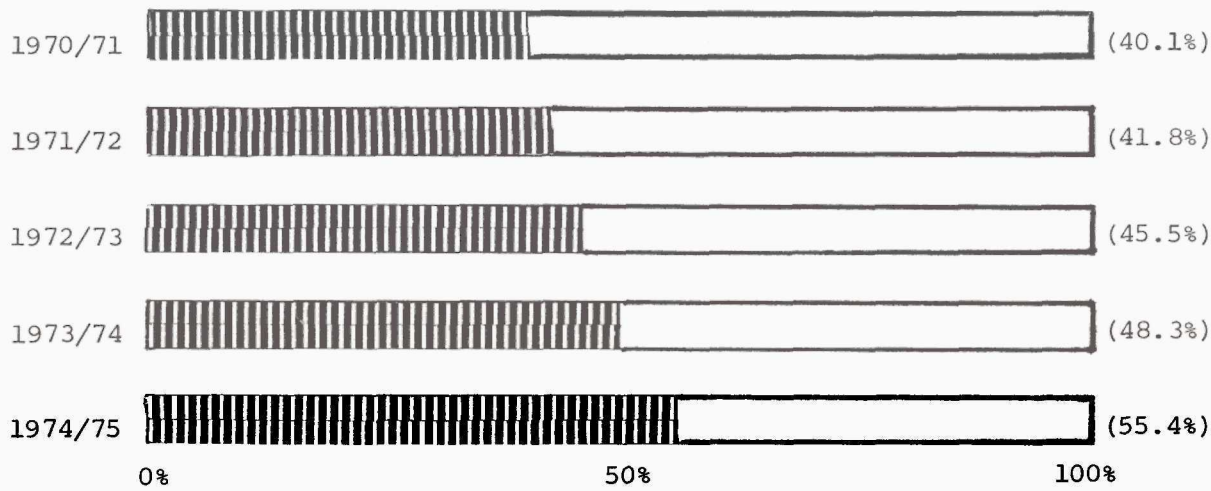

Another dangerous trend, again stemming from inflationary pressure, is the increasing size of the commitment which is carried over from one budget year to the next. Given the fact that there is always a delay between the ordering of an item, its receipt and payment for it, some carry-over from year to year is essential. But costs for materials have been growing, and the value of the commitment has swollen from $421,322 in 1969/70 to $875,920 in the current year. It is obvious that this can not continue, and that it will be necessary to further reduce the numbers of orders placed.

As vital to the University as is the welfare of the Library's collection, it is unfortunately true that among budget items it is among the most vulnerable. That is because it is easier to hold back increases or to cut the collections budget than it is to reduce or lower the quality of academic programmes or library services, either of which would involve diminishing the numbers of University faculty or staff. The immediate implications of inadequate support for library collections are not so keenly felt in human terms. An event in the past year demonstrated this clearly enough. An increase of $106,420 had been made to the collections budget, representing a 7.7 percent increase over the previous year, not enough to offset inflation. In May, a mandatory increase in student assistant wages from $2.50 to $4.16 per hour necessitated adjustments to the Library's budget. Had these adjustments not been made, the Library would have been forced to adopt a schedule of hours so reduced that students could not have completed their assignments. A decreased but adequate schedule of hours was maintained, but one sacrifice that had to be made was to the collections budget, which was reduced by about fifty thousand dollars. This in turn lowered the increase over the previous year to 4.1 percent. Thus the collections budget becomes less and less able to deal with rising costs. The University and its Library must confront two alternatives, neither of them easy in present circumstances: either more money for collections, or inadequate collections.

IV. Housing the Collections.

At the present time, in all libraries, collections occupy one hundred seventy thousand net square feet, approximately forty-three percent of the space available for library purposes. But unlike other occupants of that space, collections make special demands.

In the first place, their growth is inexorable. Limitations can be placed on enrollment, and thus on the potential number of library users. In the second place, when a user is unable to find a seat, he goes away, but books are more demanding. To a certain extent it is harder to ignore the space needs of collections than it is of library users, no matter how difficult their situation.

At U.B.C. the story of collections and space has been one of suspense. One shelving crisis has followed upon another, with solutions being found only when disaster is at hand or has arrived. The past decade of rapid collection growth has coincided with the construction of a series of branch libraries, in which 637,837 volumes, or forty percent of the collection of physical volumes, are now housed (See Appendix A). But there is a limit to the shelf life of all libraries on campus, and some deadlines are painfully close.

At the present rate of growth the following collections will have exceeded the point of full working capacity of existing shelves before the end of the decade:

In 1975: Animal Resource Ecology Library; Curriculum Laboratory.

In 1976: Special Collections Division.

In 1977: Fine Arts Division; MacMillan Library; Mathematics Library; Music Library.

In 1978: Asian Studies Library; Crane Library; Main Library Stacks.

In 1979: Biomedical Branch Library (Vancouver General Hospital).

However, there are under way three construction projects which will ameliorate this situation.

A site for the Processing Building has finally been found west of the Woodward Library, and construction could begin in the early summer of 1976. When that building is completed, hopefully in 1977, it will then be necessary to renovate the seventh level of the Main Library stacks, to receive the Government Publications Division, now on the sixth level. Following this, the sixth level will be renovated and additional shelving installed, to provide space for about one hundred fifty thousand volumes, enough for four years of collection growth at present accession rates. Capital funds have yet to be allocated to these renovation projects.

The Asian Studies Centre is partially complete, but can not be finished until additional funds are raised. The withdrawal of the Asian collection from the Main Library will free space for another one hundred fifty thousand volumes, and provide the Asian Studies Library with space for expansion for a decade.

An educational resources centre, including a library, is provided for in a new building for the Faculty of Education, to which the Senate Committee on Academic Building Needs has given first priority. This building will probably not be complete until sometime in 1978, at the earliest. The space problem of the Curriculum Laboratory will then be solved, and the removal of the education collection from the Main Library stacks will release space for twenty-seven thousand five hundred volumes, enough for eight months' collection growth.

In combination, these projects extend the shelf life of the Main Library into the early 1980's. But they do nothing for several of the other branch libraries listed above.

What is the solution to housing the ever-expanding collection? Essentially, there are only two alternatives: construct more space, or diminish the collection. Both alternatives are being pursued.

In planning the library system, an optimum collection size defining an upper limit has been posited for all branches. This limit is not arbitrary, but takes into consideration the differing requirements of different groups

of users. It is also proposed that as an adjunct to the library system, a remote storage library be constructed at some future date, to which seldom used volumes can be retired.

To diminish collections, volumes can either be withdrawn, or their contents reduced in size. Again, both approaches are being taken already. Last year the Sedgewick library withdrew eleven thousand volumes, comprising works no longer assigned as reading to high enrollment courses, and made them available at no charge to colleges in British Columbia, where collections are still in a rudimentary stage of development. Such collection weeding is practiced everywhere in the U.B.C. library system.

Wherever it is possible and practical to do so, microform materials are acquired in preference to physical volumes. This is increasingly the case with periodical and newspaper files. In fact, there are now more bibliographic items in the microform collection than in the collection of physical volumes.

The storage repository has already been proposed as the solution to the problem of dealing with physical volumes when they exceed the capacity of a given library to contain them. There are already three small storage areas within the library system. One of these, in the Woodward Library, now holds some fifty thousand volumes withdrawn from the Main and other libraries. These volumes were selected for storage on the basis of their low frequency of use. Any book which had not been borrowed in five years was retired. That only fifty thousand books fell into that category is an indication that the great majority of the books in the collection are in active use. At the present time about two hundred and fifty volumes per month are retrieved from the Woodward Library storage area in response to users' requests.

The second storage area is in the basement of the Main Library, and it contains twenty-five thousand volumes, mostly from the nearby Asian Studies collection.

The third storage area is in the basement of the new Law Library. It had at one time been planned to prepare this space for high-density storage using compact shelving like that in the Woodward Library and Main Library storage areas, but budget constraints made this impossible, and conventional shelving has been substituted.

Altogether, the three book storage areas can hold approximately one hundred seventy-five thousand volumes, in a total floor space of about five thousand square feet.

As logical as storage libraries appear to be, and as necessary as they are in library planning, it should not be assumed that they represent the most economical approach to dealing with collections and their use. Cost-benefit studies have shown the contrary to be the case. The costs of changing records, handling books and delays in retrieval offset the savings in construction costs which inexpensive storage buildings usually provide. In U.B.C.'s case it is an ironic fact that the type of construction found in the Main Library stacks, with its low ceilings and narrow aisles is the type advocated for a storage building. Rather than reconstructing such space at a distance from the centre of campus, a better long-range alternative would be to replace the Main Library building with a new research library, to seal off the old stacks from public access for storage purposes only, and to renovate the other spaces in the building for other purposes, such as offices, seminar rooms and classrooms, all of which are in short supply at the north end of the campus.

In the future technology may offer new options for the storage and retrieval of information, involving such things as computer storage of full texts, and the recording of collections on video tapes or discs. It is not possible for the Library itself to develop such technology, but it can and will adapt and exploit it as soon as it is possible and sensible to do so. This also presupposes that authors and publishers will be willing to accept revolutionary approaches to the recording and dissemination of knowledge. Whatever developments take place, it seems likely that no single medium will replace the conventional printed newspaper, magazine or book, and that the reader will continue to be faced, as he is now, with a diversity of media.

V. Service and the Collections.

Collections, to be intellectually accessible, must be catalogued. To be physically accessible they must be given marks of identification and prepared for use. The records which provide intellectual access must be created and maintained on a virtually daily basis. And skilled reference assistance must be provided to the users of these records and the collections.

For over a decade the computer has become increasingly responsible for the handling of library records, which are distinguished by these characteristics: they are massive in size, require constant revision, and must be susceptible of access in a multitude of ways and on a random basis. Theoretically, as a successor to the expensive and cumbersome card catalogue, an on-line, real-time computer system would provide the perfect solution to dealing with library records. Realistically, neither the hardware nor the software to accomplish this for all of U.B.C.'s records is available, nor could it be afforded if it were. However, the Library's systems are moving by degrees toward this distant objective.

One sign of this trend took place during the summer of 1975 when conventional paper printout was replaced by computer output microform, or COM, for all machine-maintained library records, and microfiche readers appeared where printout consulting tables formerly had been. COM is not, as some believe, a photograph of paper printout. It is produced directly on film from a magnetic tape record, using fibre optics. The resulting record is more compact, more legible, and because it is so much less expensive, contains more information and fewer abbreviations.

Careful consideration is being given to the use of COM as a substitute for card catalogues, which are becoming too expensive to maintain and too large to house. The union catalogue in the Main Library is now on the threshold of its effective limit of growth within the space available for it in the Main Concourse. Conversion to COM would solve the growth problem and provide other benefits. Among them would be the availability of a full record of the holdings of all libraries in the system which could be economically reproduced and distributed to all libraries, reading rooms, academic departments and off-campus locations where desired.

Behind the scenes, systems which foreshadow the public catalogue of the future are already in operation: in the Acquisitions Division orders are being entered by means of computer terminals, themselves prototypes of the equipment which library users will one day employ to gain access to the total record of the library's holdings.

It is now generally known that the computer is being used to conduct searches of indexes to large bodies of literature in medicine and the sciences, and depending on the nature and level of the individual question, to do this more quickly and with better results than could be achieved through the use of printed indexes. Ultimately, of course, the usefulness of such literature searches rests on access to the references they yield, and thus on the strength of the collection. But the expectations of users sometimes go farther. In the experience of librarians, instant access to information about literature arouses in the user the assumption that the material itself will be provided on the same instant basis, and without exertion on the part of the user.

As there will never be a time when the Library holds every item of information, there will never be a time when every user will receive total service: that is, when every inquiry will yield not just information about information, but the information itself. To a large extent, libraries rely on the abilities of patrons to help themselves, and as information, in the broadest sense of that term, becomes more abundant, complex and varied in format, a higher order of skill is needed.

One of the aims of reference service at U.B.C. Library is to develop the user's skill. To begin with, it is committed to a heavy programme of user guidance and instruction, involving tours, lectures and publications. Special emphasis is given to providing orientation to students enrolling at the university for the first time; for the great majority it is their first encounter with a library of significant size. In the period between September and April 1975, one hundred and fifty-five tours and two hundred and twenty-nine instructional sessions were conducted, involving 7,767 persons. Programmes which will reach all students in their first year are in preparation, in cooperation with the English Department.

In the course of the year, Library staff members answered more than three hundred thousand specific questions, an average of roughly a thousand per day. As can be seen in Appendix F, almost a quarter of a million of these questions were of a reference or research variety, involving trained staff in assisting patrons in the use of the collections.

Not all of the Library's patrons are U.B.C. students or faculty, as a survey conducted on November 3, 1974, revealed. Sixteen percent of those persons counted in the Main, Sedgewick and Woodward libraries during the survey identified themselves as not being from U.B.C. Their reasons for being on this campus were numerous, but the greatest attraction for most respondents was the collection. The materials they sought were simply not to be found at their home institutions.

Counts were being made at the same time in other libraries on the lower mainland and Vancouver Island, at Simon Fraser University, Vancouver City College, the B.C. Institute of Technology, the Vancouver Public Library and the University of Victoria. It was learned that of U.B.C. students located in libraries, ninety-four percent were at U.B.C., and that the total number of U.B.C. students in all libraries equalled fourteen percent of this university's total enrollment. Parenthetically, November 3rd was a Sunday, and the sun was shining. On October 23-29, 1975 another more extensive survey was carried out. Preliminary results confirm the findings of the earlier survey, that sixteen to seventeen percent of U.B.C. Library's population of users has no formal connection with the University.

While reference activity increased, for the first time in the Library's recent history the number of items loaned decreased overall by one percent (See Appendix E). However, the pattern of increases and decreases among branches and divisions shows no consistent pattern. Some decreases can be explained readily: the Woodward Library duplicated many titles which were in heavy demand and thereby reduced its circulation of loans of reserve materials; during the period of construction, when the Law Library was separated from faculty and student quarters, use declined, but will probably increase again, the new building having been opened in January 1975.

Interlibrary lending, on the other hand, continued to increase. It should be noted that U.B.C. Library is now working with the Federated Information Network, a project of the Greater Vancouver Library Council, and this arrangement, which involves the use of a committed telephone line, a truck delivery and staff paid for by the Council, permits access to U.B.C.'s collections for users of all public libraries in municipalities in the lower mainland.

While the numbers of items loaned to other libraries is a small proportion of the total, the unit costs of these loans is high because each request involves the searching of the catalogue, frequent bibliographical verification of incorrect or incomplete citations, the retrieval of the item, photocopying in about half the cases, the creation of loan records, packing and shipping. In connection with this, and with all other extra-mural services, as the Library's budget situation worsens the question must be raised: can the University afford to continue to subsidise the needs of other libraries when it is increasingly unable to meet the needs of its immediate community of users? Should it seek additional appropriations for extra-mural service of this and other kinds? Or should it establish systems of cost recovery?

As for the use of the collection generally, a plateau may have been reached. In the 1960's use turned up sharply: it doubled between 1964/65 and 1968/69, and has doubled again since then. If total circulation is stabilizing at nearly two and a half million items per year, it may be because any individual can only deal with so many pages of print in a given year. Whatever the case, U.B.C. Library continues to lead other major Canadian university libraries in the volume of its loans. In 1973/74, the University of Toronto Library loaned 1,707,563 items, McGill University Library loaned 1,015,737 items, and the University of Alberta Library loaned 941,278 items, compared with U.B.C.'s 2,290,173 loans. Considering that this represents about half the use, the other half taking place within libraries being unrecorded, it can be seen that the collection, besides being large in size and valuable in monetary terms, is both useful and intensively used.

VI. Significance of the Collections.

As the diamond jubilee of the University and its Library came to a close, the 3,945,897th item was added to the Library collections. The number has no significance, lacking even the symbolic value of the hundred-thousandth or the millionth. It merely represents a moment in the continuing process in which a library matures imperceptibly as a research library rich in resources.

The centrality of the library in a university is axiomatic. At every level of academic work the library is of great consequence, for study, for teaching, for research. At the graduate and research levels, the importance of the collection is vital. In his Assessment of Quality in Graduate Education, Cartter says of the library that "no other single nonhuman factor is as closely related to the quality of graduate education", and observes that universities strong in all areas of graduate work invariably have major national research libraries (A.M. Cartter; Washington, D.C., American Council on Education, 1966; p.114). In its dependence on the library for the quality of graduate studies and research U.B.C. is no exception. The research collections constitute a vital foundation for work at these levels.

And in the province of British Columbia, where library resources are meager, the U.B.C. collections constitute the single largest concentration of library materials in the province. There are some seven and one-quarter million volumes in B.C. all told, of which almost one-fourth are at U.B.C. No other library has as much as one-tenth of the total. Practically, even inevitably, the U.B.C. Library is seen as, and is relied upon to be, the back-up collection for the province and beyond.

Every indicator of library activity confirms the fact that the U.B.C. Library is the chief resource centre for the province. The library use studies show that, whereas some U.B.C. students may be found in other libraries when surveys are made, the U.B.C. libraries are visited by some three times as many off-campus users. In interlibrary lending, three and one-half times as many loans and photocopies are made available to other libraries from U.B.C. as are obtained by U.B.C. from other libraries. Especially in times of budget constraints, it is presumed at other

institutions that only materials in heavy demand will be bought and that the U.B.C. collections will assume responsibility for other essential but less frequently consulted publications.

It seems clear that the time has arrived when U.B.C. can no longer afford to provide services for off-campus users at no expense to them. Costs have increased to such an extent, while financial resources have failed to keep abreast, that U.B.C. members would have to be penalized in order to maintain present levels of services to others. This would be patently unfair. The first responsibility of the Library must be to provide for its immediate clientele, and only secondarily for others. This situation is faced to a greater or lesser extent by all research libraries, and increasingly so in the seventies. Some have responded by imposing very high use fees on non-members. Most have been attempting to find ways to make cost recoveries. At U.B.C. no solution is immediately at hand, but ways are being explored to cope with the conflicting pressures.

Strong collections are not the product of an overnight miracle. They represent a heavy investment in expertise, time and money. In its first sixty years the University of British Columbia has developed a collection which can be said to rank among the most important resources for research in Canada and even in North America. This report concludes with the hope that in the years ahead, whatever economic vicissitudes the University encounters, the Library will be enabled to continue to mature and to maintain and develop the collections for research and study which both the University and the province need.

Appendix A

SIZE OF COLLECTIONS - PHYSICAL VOLUMES

	March 31, 1974	Growth	March 31, 1975
Main Library			
General Stacks[1]	697,766	39,614	737,380
Asian Studies	53,922	7,660	61,582
Fine Arts	53,215	4,802	58,017
Humanities and Social Sciences Ref.	32,727	2,187	34,914
Science Reference	12,632	720	13,352
Special Collections	40,541	1,970	42,511
SUBTOTAL	890,803	56,953	947,756
Branch Libraries and Reading Rooms			
Animal Resource Ecology	12,493	335	12,828
Crane Library	4,964	621	5,585
Curriculum Laboratory	28,531	3,772	32,303
Law Library	89,296	5,315	94,611
MacMillan Library	29,423	2,070	31,493
Biomedical Branch	22,171	1,207	23,378
Mathematics Library	15,977	919	16,896
Music Library	20,353	1,951	22,304
Reading Rooms	84,017	4,460	88,477
Sedgewick Library	131,255	8,658	139,913
Social Work Library	8,879	955	9,834
Woodward Library	190,578	9,042	199,620
SUBTOTAL	637,837	39,305	677,142
SUBTOTAL	1,528,640	96,258	1,624,898
Volumes withdrawn	-	14,172	14,172
Net growth	1,528,640	82,086	1,610,726
Storage	59,634	-	59,634
TOTAL	1,588,274	82,086	1,670,360

[1] Includes Reserve Book Collection and some minor Main Library collections.

Appendix B

LIBRARY GROWTH, 1915/16 to 1974/75

	Spent on Collections[1]	Net Vols. Added	Total Holdings	Circulation	University Enrolment
1915/16	$ 1,300	-	20,000	1,300	379
16/17	6,650	3,500	23,500	2,036	369
17/18	6,900	3,800	27,300	2,750	416
18/19	7,750	3,700	31,000	3,639	538
19/20	18,800	2,000	33,000	4,401	890
1920/21	16,000	3,000	36,000	9,657	962
21/22	9,500	6,000	42,000	12,637	1,014
22/23	6,500	3,000	45,000	14,450	1,194
23/24	12,000	4,700	49,700	16,040	1,308
24/25	9,000	3,300	53,000	17,522	1,451
25/26	16,800	3,000	56,000	40,560	1,463
26/27	12,000	5,000	61,000	60,945	1,582
27/28	13,500	4,373	65,373	76,609	1,741
28/29	13,000	4,211	69,584	78,265	1,730
29/30	13,000	7,997	77,581	83,306	1,904
1930/31	12,660	3,612	81,193	93,469	2,044
31/32	4,500	4,823	86,016	68,925	1,989
32/33	2,000	1,701	87,717	80,299	1,739
33/34	7,000	3,602	91,319	96,903	1,606
34/35	7,000	6,074	97,393	96,982	1,752
35/36	11,700	6,622	104,015	102,966	1,883
36/37	23,870	7,141	111,156	101,955	2,049
37/38				121,071	2,481
38/39	13,750	10,001	121,157	137,496	2,476
39/40	14,300			125,906	2,594
1940/41	14,510	5,145	126,302	128,359	2,658
41/42	17,537	5,510	131,812	124,597	2,671
42/43	17,264	5,463	137,275	102,857	2,609
43/44	16,340	5,245	142,520	89,749	2,569
44/45	18,682	5,249	147,769	92,470	3,058
45/46	27,786	9,301	157,070	166,515	6,998
46/47	43,318	11,518	168,588	191,736	9,035
47/48	39,729	11,028	179,616	219,535	9,374
48/49	52,942	9,628	189,244	264,689	8,810
49/50	51,088	12,001	201,245	249,318	7,572

(1950, etc. Continued on next page)

Appendix B (Continued)

1950/51	$ 56,658	11,628	228,117[2]	238,884	6,432
51/52	47,929	15,216	243,333	219,262	5,548
52/53	76,425	18,098	261,431	199,241	5,355
53/54	115,128	22,448	283,879	234,096	5,500
54/55	129,665	20,368	304,247	258,501	5,914
55/56	135,099	20,964	325,211	252,239	6,403
56/57	146,051	32,283	357,494	252,907	7,699
57/58	190,497	30,258	387,752	300,256	8,986
58/59	212,254	31,767	419,519	328,890	9,950
59/60	244,084	32,851	452,370	394,080	10,642
1960/61	267,859	37,556	489,926	443,888	11,621
61/62	273,997	35,235	525,161	594,240	12,950
62/63	330,067	35,792	560,953	649,410	13,598
63/64	444,135	52,945	613,878	738,597	14,714
64/65	571,288	61,568	675,446	788,657	15,489
65/66	1,663,771	65,915	741,361	1,046,539	16,337
66/67	1,621,018	103,631	844,992	1,116,143	17,219
67/68	1,099,233	98,998	943,990	1,368,722	18,310
68/69	1,109,920	119,569	1,063,559	1,597,421	20,089
69/70	1,240,000	129,283	1,192,842	1,838,155	20,767
1970/71	1,341,807	162,428	1,355,270	2,017,274	20,936
71/72	1,432,902	144,505	1,499,775	2,113,326	19,826
72/73	1,463,130	136,626	1,502,746[3]	2,132,862	19,166
73/74	1,513,856	85,528	1,588,274	2,319,054	20,100
74/75	1,629,797	85,086	1,673,360	2,290,173	22,035

---

[1] From 1915/16 to 1939/40 the amount shown is the appropriation for books, periodicals and binding, including supplementary appropriations and grants from outside the University. From 1940/41 on the amount shown is the actual expenditure on books, periodicals and binding.

[2] An inventory established the fact that the Library's collections were larger than the cumulated statistics showed.

[3] Several factors, chiefly the decision to delete non-book materials from the volume count, occasioned a downward revision of volume holdings. The collections were measured and a new statistical base adopted.

Appendix C

GROWTH OF COLLECTIONS

	March 31/74	Additions	Withdrawals	March 31/75
Volumes - Catalogued	1,578,661	104,697	12,998	1,670,360
Documents - Uncatalogued	350,463	66,607	--	417,070
Films, Filmstrips & Video Tapes	2,606	97	--	2,703
Slides & Transparencies	5,242	2,932	--	8,172
Pictures & Posters	62,812	1,468	--	64,280
Microfilm (reels)	38,227	4,460	--	42,687
Microcard (cards)	111,680	--	--	111,680
Microprint (sheets)	826,250	31,750	--	858,000
Microfiche (cards)	595,641	4,545	--	600,186
Maps	94,443	11,290	--	105,733
Manuscripts*	3,350 ft.	200 ft.	--	3,550 ft.
Recordings	45,367	13,109	--	58,476

*Thickness of files.

Appendix D

LIBRARY EXPENDITURES

Fiscal Years, April-March

	1972/73	1973/74	1974/75	Estimated 1975/76
Salaries & Wages	3,178,630	3,522,626	4,263,647	5,633,000
Books & Periodicals	1,308,537	1,348,775	1,502,317	1,500,000
Binding	154,593	165,081	127,480	160,000
Supplies, Equipment	350,455	373,302	428,391	358,000
	4,992,215	5,409,784	6,321,835	7,651,000

Appendix E

RECORDED USE OF LIBRARY RESOURCES

September 1974 - August 1975

GENERAL CIRCULATION	1971/72	1972/73	1973/74	1974/75	% Increase/ Decrease over 1973/74
Main Library					
General Stack Collection	542,687	498,656	483,699	465,534	- 3.8%
Reserve Circulation	37,148	37,603	35,383	31,656	-10.5%
Extension Library	6,061	5,355	5,317	3,831	-27.9%
Asian Studies Division	9,076	10,704	13,691	18,586	+35.8%
Fine Arts Division	59,160	62,749	74,145	81,097	+ 9.4%
Government Publications	94,083	103,491	130,491	148,960	+14.2%
Map Collections	7,939	8,353	9,320	6,915	-25.8%
Special Collections	12,580	12,681	20,068	19,571	- 2.5%
SUBTOTAL	768,734	739,592	772,114	776,150	+ 0.5%
Branch Libraries and Reading Rooms					
Animal Resource Ecology	3,066	4,202	6,598	9,651	+46.3%
Crane Library	25,117	29,361	43,085	48,626	+12.9%
Curriculum Laboratory	229,448	222,392	239,365	249,054	+ 4.0%
Law Library	125,493	122,813	135,054	124,169	- 8.1%
MacMillan Library	29,517	33,304	39,323	41,860	+ 6.5%
Marjorie Smith Library	16,270	13,807	11,900	12,969	+ 9.0%
Mathematics Library	20,763	21,965	22,976	18,972	-17.4%
Medical Branch Library (V.G.H.)	29,881	27,483	27,606	26,947	- 2.4%
Music Library	20,606	20,679	26,473	27,468	+ 3.8%
Reading Rooms	72,063	66,700	75,447	75,195	- 0.3%
Sedgewick Library	474,981	446,860	433,681	396,286	- 8.6%
Woodward Biomedical	139,716	175,106	204,380	189,408	- 7.3%
SUBTOTAL	1,186,921	1,184,672	1,265,888	1,220,605	- 3.6%
Recordings					
Wilson Recordings Collection	122,219	173,718	247,146	255,498	+ 3.4%
Music Library Record Collection	35,452	34,880	33,906	37,920	+11.8%
SUBTOTAL	157,671	208,598	281,052	293,418	+ 4.4%

Appendix E (Continued)

INTERLIBRARY LOANS	1971/72	1972/73	1973/74	1974/75	% Increase/ Decrease over 1973/74
To Other Libraries					
- Original Materials					
General	4,518	5,027	5,582	7,362	+31.9%
To FIN libraries (9 mos.*)	-	-	-	685	-
To BCMLS**	1,321	1,341	1,415	1,997	+41.1%
To SFU***	1,354	1,270	1,396	1,645	+17.8%
To U. Victoria***	241	267	299	314	+ 5.0%
To BCIT***	52	62	106	89	-16.0%
SUBTOTAL	7,486	7,967	8,798	12,092	+37.4%
- Photocopies					
General	6,722	6,923	6,991	8,142	+16.5%
To FIN libraries (9 mos.*)	-	-	-	183	-
To SFU***	5,862	5,228	4,227	2,951	-30.2%
To U. Victoria***	1,137	865	1,020	1,492	+46.3%
To BCIT***	211	314	335	269	-19.7%
To Colleges***	-	-	181	416	+130.0%
To Bamfield***	-	-	27	30	+11.1%
SUBTOTAL	13,932	13,330	12,781	13,483	+ 5.5%
TOTAL INTERLIBRARY LENDING	21,418	21,297	21,579	25,575	+18.5%
From Other Libraries					
- Original Materials					
General	2,457	4,090	2,613	2,657	+ 1.7%
From BCMLS	412	434	473	919	+94.3%
- Photocopies	2,901	3,847	3,241	3,801	+17.3%
TOTAL INTERLIBRARY BORROWING	5,770	8,371	6,327	7,377	+16.6%
GRAND TOTAL - (General Circulation and Interlibrary Loans)	2,140,514	2,162,530	2,346,960	2,323,125	(-23,835)

Overall % decrease = 1.0%

*Federated Information Network (Greater Vancouver Public Libraries)
**B.C. Medical Library Service
***Loaned via special Simon Fraser University unit

Appendix F

REFERENCE STATISTICS

September, 1974 - August, 1975

	Directional Questions	Reference Questions	Research Questions	Total	Percentage Increase/Decrease
Main Library					
Asian Studies	1,874	3,560	825	6,259	
Fine Arts	6,889	9,779	1,666	18,334	
Government Publications	368	29,792	554	30,714	
Humanities	2,290	8,700	642	11,632	
Information Desk	12,940	61,942	-	74,882	
Map Collection	84	3,392	57	3,533	
Science	698	6,947	838	8,483	
Social Sciences	660	14,058	832	15,550	
Special Collections	1,257	5,569	212	7,038	
	27,060	143,739	5,626	176,425	+3.9%
(1973/74)	(25,921)	(137,507)	(6,364)	(169,792)	
Branch Libraries					
Animal Resource Ecology	1,942	2,378	143	4,463	
Crane Library	5,400	3,633	620	9,653	
Curriculum Laboratory	3,736	6,797	355	10,888	
Law Library	2,689	2,373	1,569	6,631	
MacMillan Library	1,689	5,009	341	7,039	
Marjorie Smith Library	202	1,641	254	2,097	
Mathematics Library	1,129	1,174	73	2,376	
Medical Branch Library (V.G.H.)	2,872	7,692	823	11,387	
Music Library	3,395	7,889	968	12,252	
Sedgewick Library	8,921	12,171	199	21,291	
Woodward Library	7,875	29,763	1,223	38,861	
	39,850	80,520	6,568	126,938	+13.6%
(1973/74)	(29,467)	(75,812)	(6,472)	(111,751)	
GRAND TOTALS	66,910	224,259	12,194	303,363	+7.8%
(1973/74)	(55,388)	(213,319)	(12,836)	(281,543)	

Appendix G

LIBRARY ORGANIZATION

ADMINISTRATION

Stuart-Stubbs, Basil	University Librarian
Bell, Inglis F.	Associate Librarian
Hamilton, Robert M.	Assistant Librarian - Collections
McInnes, Douglas N.	Assistant Librarian - Public Services
MacDonald, Robin	Coordinator of Technical Processes and Systems
Watson, William J.	Assistant Librarian - Physical Planning and Development
de Bruijn, Erik	Administrative Services Librarian

ACQUISITIONS

Harrington, Walter	Head Librarian

ASIAN STUDIES

Ng, Tung King	Head Librarian

BIBLIOGRAPHY

Elliston, Graham	Bibliographer - Serials
Jeffreys, Anthony	Bibliographer - Life Sciences
Johnson, Stephen	Research Bibliographer
McIntosh, Jack	Bibliographer - Slavonic Studies
Mercer, Eleanor	Bibliographer - English Language
Palsson, Gerald	Bibliographer - Science
Shields, Dorothy	Bibliographer - European Languages

BINDERY

Fryer, Percy	Foreman

CATALOGUE DIVISION

Elrod, J. McRee	Head Librarian

Original Cataloguing

Bailey, Freda	Head

Catalogue Preparations

Little, Margaret	Head

Searching/LC Cataloguing

Balshaw, Mavis	Head

CIRCULATION

Butterfield, Rita	Head Librarian

CRANE LIBRARY

Thiele, Paul	Head

DATA LIBRARY

Ruus, Laine	Head

FINE ARTS DIVISION

Dwyer, Melva	Head Librarian

ANIMAL RESOURCE ECOLOGY LIBRARY

Nelson, Ann	Head Librarian

MACMILLAN LIBRARY

Macaree, Mary	Head Librarian

GIFTS & EXCHANGE

Elliston, Graham	Head Librarian

GOVERNMENT PUBLICATIONS

Dodson, Suzanne	Head Librarian

HUMANITIES

Forbes, Charles	Head Librarian

INFORMATION & ORIENTATION

Sandilands, Joan	Head Librarian

INTERLIBRARY LOAN

Friesen, Margaret	Head Librarian

LAW LIBRARY

Shorthouse, Thomas	Head Librarian

MAP DIVISION

Wilson, Maureen	Head Librarian

MARJORIE SMITH LIBRARY

de Bruijn, Elsie	Head Librarian

MUSIC LIBRARY

Burndorfer, Hans	Head Librarian

READING ROOMS

Omelusik, Nicholas	Head Librarian

RECORD COLLECTION

Kaye, Douglas	Head

SCIENCE DIVISION & MATHEMATICS LIBRARY

Brongers, Rein	Head Librarian

SEDGEWICK LIBRARY

Erickson, Ture	Head Librarian

SERIALS DIVISION

Turner, Ann	Head Librarian

SOCIAL SCIENCES DIVISION

Carrier, Lois	Head Librarian

SPECIAL COLLECTIONS DIVISION

Yandle, Anne	Head Librarian
Selby, Joan	Curator, Colbeck Collection

SYSTEMS DEVELOPMENT

Dennis, Donald	Systems Analyst
Dobbin, Geraldine	Systems & Information Science Librarian

WOODWARD LIBRARY

Leith, Anna	Head Librarian

BIOMEDICAL BRANCH LIBRARY

Freeman, George	Head Librarian

Appendix H

LIBRARY SUPPORTED READING ROOMS

AS OF AUGUST, 1975.

Academic Planning	Main Mall North Administration Bldg.
Adult Education	Room 20, 5760 Toronto Road.
Agricultural Economics	Ponderosa Annex D Room 105.
Anthropology-Sociology	Hut M22, Room 23.
Applied Science	Civil Engineering Bldg., Room 305.
Architecture	F. Lasserre Bldg. Room 9B (Basement)
Asian Studies	Buchanan Building Room 2208.
Audiology	James Mather Bldg. Fairview Place.
Chemical Engineering	Chem. Engineering Bldg., Room 310.
Chemistry	Chemistry Bldg. Room 261.
Classics	Buchanan Bldg. Room 2218.
Commerce	Henry Angus Bldg. Room 307.
Comparative Literature	Buchanan Building Room 2227.
Computing Centre	Civil Engineering Bldg., Room 238.
Creative Writing	Brock Hall, South Wing, Room 204.
Economics-History	Buchanan Tower Room 1097.
Electrical Engineering	Elect. Engr. Bldg. Rm.428 (Enter by Rm.434)
English	Buchanan Tower Room 697.
French	Buchanan Tower Room 897.
Geography	Geography Building Room 140.
Geology	Geological Sciences Building, Room 208.
Geophysics	Geophysics Building 2nd Floor, South.
Hispanic-Italian	Buchanan Building Room 2220.
Home Economics	Home Economics Bldg. Room 112.
Institute of Industrial Relations	Auditorium Annex 100
Library School	Library North Wing 8th Floor.
Linguistics	Buchanan Building Room 227.
Mechanical Engineering	Mechanical Engineering Bldg., Room 200A.
Metallurgy	Metallurgy Building Room 319.
Microbiology	Wesbrook Building Room 300.

Mineral Engineering	Mineral Engineering Building, Room 201.
Pharmacology	Medical Sciences Building Block C, Room 221.
Pharmacy	Cunningham Building Room 160.
Philosophy	Buchanan Building Room 3270.
Physics	Hennings Building Room 311.
Physiology	Medical Sciences Building Block A, Room 201.
Political Science	Buchanan Building Room 1220.
Psychiatry	Health Sciences Centre 2255 Wesbrook Road.
Psychology	Henry Angus Building Room 203.
Rehabilitation Medicine	Hut B2, Room 26-27.
Slavonic Studies	Buchanan Building Room 2251.
Theatre	Frederick Wood Theatre Room 211.

Appendix I

SENATE LIBRARY COMMITTEE

1974/75

Dr. C.S. Belshaw
Mr. J.C. Bouck
Dr. E.M. Fulton
Dr. M.C.L. Gerry
Dr. R.H. Hill
Dr. R.F. Kelly
Mr. B.A. Krasselt
Dr. P.A. Larkin
Dr. S. Lipson
Dr. M.F. McGregor (Chairman)
Rev. J.P. Martin
Dr. H. Mitchell
Mrs. A. Piternick
Dr. M. Shaw

EX-OFFICIO

Chancellor D. Miller
President D. Kenny
Mr. J.E.A. Parnall
Mr. B. Stuart-Stubbs

Terms of Reference:

(a) To advise and assist the Librarian in:

(i) formulating a policy for the development of resources for instruction and research;

(ii) advising on the allocation of book funds to the fields of instruction and research;

(iii) developing a general program of library service for all the interests of the University; and

(iv) keeping himself informed about the library needs of instructional and research staffs, and keeping the academic community informed about the library.

(b) To report to Senate on matters of policy under discussion by the Committee.