CARTHAGENA WEIR.

FOURTH EDITION OF THE

# Jolly Angler;

OR

## WATER SIDE COMPANION.

Containing an Account of

ALL THE BEST PLACES FOR ANGLING,

AS WELL AS THE

TACKLE, BAITS, & OTHER REQUISITES

TO FORM AN

## EXPERT ANGLER:

WITH A CORRECT DESCRIPTION OF TYING HOOKS,

MAKING ARTIFICIAL FLIES,

REPAIRING TACKLE &c.



THE WHOLE ILLUSTRATED WITH

EIGHTY WOOD ENGRAVINGS.

London:

Printed, and Published, by
J. MARCH,
5, Great Charlotte Street, Blackfriars Road.

PRICE TWO SHILLINGS.

1850

SH 439
J64 1850

# INTRODUCTION

## TO THE FIRST EDITION.

THE following Book has been written with no other view than to place before the public, in a condensed form, and at a reasonable price, a body of useful information on the Art of Angling; some of which, I admit, is to be found in former works, but at great cost and trouble; most of the expensive books on the subject, being enlarged with songs and other matter of little moment (as far as instruction in the art goes).

Although these may be very amusing, they tend to lengthen the work, and enhance the price, a thing of consequence in this age of economy; to obviate which, and at the same time modernize and improve* this pleasant recreation, is the purport of this work. With regard to the *Fish*, I do not pretend to give a copious natural history of them; but a concise description of their haunts, food, spawning time, &c. accompanied with cuts, drawn from the life, giving as good a representation of them as lies in my power; being draughtsman and engraver, as well as author, the whole of the faults (and no doubt there are many) are my own; and for which I beg the reader's indulgence. I shall also endeavour to class such fish as are taken by the same means, under one head, a plan which will prevent the tautology that occurs in other works of this kind. This method will simplify and render more

*It would appear as if the science of Angling was incapable of improvement, to look over the different works on the subject for the last century, they having been nearly all alike. "Salter's" excepted I cannot see why it should not keep pace in improvement with any other science.*

comprehensive to the young angler, his wants; according to the parts he intends to angle in.*

It ill becomes an author to apologize for his book, I confess that if I had not the vanity to think I could render myself useful to those inexperienced in the art, I should not run the risk of "the many unpleasantries attendant upon an author's failure." My Father having been a fishing-tackle-maker, I had an opportunity of conversing with old sportsmen from all parts of the country; added to which, I have been a practical angler for twenty years, possessing as great a love for the art as any man, and spending a large portion of my time angling in the waters herein described; consequently the information given, may be depended upon.

The sale of upwards of three thousand copies, without the assistance of a single advertisement, has convinced me that such a book was wanted; and encouraged me to endeavour to make it as perfect as possible in this edition.

*J. MARCH.*

*August*, 1842.

* *I think the Reader will here find every thing connected with the art of angling as clearly explained as if he read through three or four of the most costly works on the subject.*

# THE
# JOLLY ANGLER.

## CHAP. 1.
### DESCRIPTION OF FISH, &c.

THE PRICKLEBACK, OR BANSTICKLE.

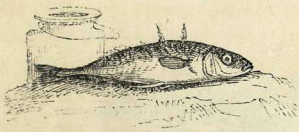

HIS little fish being so universally known, I shall not te my reader's time over it; it is useful to the angler, n he cannot get Minnows, as a bait for Perch and small ; it is found in cow ponds, new made ditches, gravel lay pits&c. You may catch him with a worm and thread, out a hook, as he will endeavour to swallow the worm le, which enables you to pull him out before he can dis- ge it from his voracious throat: in some parts they are ciently abundant to be used for manure. When used for it, some cut the prickles off.

THE MINNOW, OR PINK.

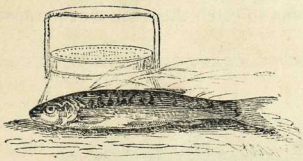

early all rivers round London, particularly about Lewis- , produce a great quantity of these lively little fish, seldom ing above two inches in length; they rank high as a bait rout or Perch (use the silvery bright ones in preference

to the big-bellied yellow ones.) To catch them, use as many joints of your bag-rod, with the fine top, as will reach the spot where they lie; then put on a single hair line, about two yards long, with a *very small float*, carrying only *one or two* small shot, with the *smallest sized hook*, and half a red worm, a blood worm, or one gentle for the bait; put your float so as the bait may pass near or on the ground, then drop your bait in gently on the shallows near mill tails, or any other eddy where there is a gravelly bottom, and strike the moment they bite; put them in your kettle as soon as caught, by which means you may keep them alive till you want them for baits. You may often catch Gudgeons when trying for Minnows.

THE STONE LOACH



has wattles, or barbs to his jaws, and is something like a Barbel in miniature, both in form and habits; its colour similar to that of the Gudgeon, but not so bright; in size it rather exceeds the Minnow: it is found in shallow places near the banks of rivers, generally keeping to one spot, lying close to the ground. The means used for catching them are the same as described for the Minnow, with this exception,—your bait should be a *small worm*, and drag *on* the ground. They are not very plentiful, but are highly extolled for their virtues as a bait for Eels on night lines. An acquaintance of mine used to take great pains to catch them for that purpose.

THE BULL-HEAD, OR MILLER'S THUMB.

This curious little fish in colour is darker than the Gud

ɔon, but in shape I can compare it to no animal in existence ıless a Tadpole; it grows to three or four inches in length, ıd is to be caught in the same manner, and in the same pla- ɔs as the Loach; it is occasionally used as a bait for night ıes. Salter says, "they are fine eating after the heads are ıt off," but unfortunately for the epicure they are nearly *l head*. This fish, like the last, is hardly worth the trouble describing, and is mostly caught when angling for other ɔh. The few that I have taken were among the rough stones, ı the shallows near mill tails, &c.

THE RUFF, OR POPE,



precisely the same shape as a small Perch, covered with milar hard scales, but differs much in colour, being of a ght brown on the back, approaching to white on the belly, ɔt having the black bars or red fins like a Perch, but has any irregular small dark spots on the back, tail, and back ı; it has also two rows of cavities under the jaws, different om any other fish I am acquainted with; they are found in ɔme parts of the Mole, and I have taken many of them in ıe river Wey close to Weybridge. They lie in the same parts the Gudgeons, and are caught by the same means, but are ɔt sufficiently numerous in those rivers to be worth angling ɛpressly for. A sandy or gravelly bottom, between rows of eeds, is most favourable; but I have also taken them in deep ɛavy water when Roach fishing: they bite freely, similar to ıe Perch, but do not grow so large, seldom weighing above ıree or four ounces. The river Yare, in Norfolk, abounds ith them.

THE BLEAK



is found in nearly all the rivers round London; you may catch them in great quantities with the house-fly, on the top of the water; or a gentle on the same sort of tackle as described for minnows, only put the float about a foot above the hook, and strike *the moment they bite;* you will be sure of taking plenty of these fish if you throw in, close to your float, a few carrion gentles or any other ground bait that is light; they are excellent amusement for the young angler, and beget a habit of striking quickly, which is of great use to the roach fisherman. The Bleak is a good bait for Salmon, or large Trout (and Jack when the water is thick, or when you cannot get Gudgeons): you may spin it the same as a Minnow, only your hooks must be larger. They are in season all the summer months, and their haunts are always in the stream. In shape, colour, and size, they much resemble the sprat, and are considered delicate and nutritious food.

THE GUDGEON.



This fish is a great favorite with some of the London anglers, and by them more esteemed than any other small fish; they average, when full grown, about one ounce and a quarter in weight, though some are larger; the color of its back is light brown, mottled with large spots of a darker tint, which get lighter on the sides as they approach the belly

ıich is of a dirty white, or purple tinge. They are caught the Lea (near London), and in the Thames, as fine as any ıere I know of; here they are very abundant during the ason, which commences in March, and ends towards the ɔse of May or beginning of June, though they will continue feed all the Summer, but are not so good after they have awned, which they do in May and June. They will breed still water, if a clear gravelly bottom. When angling exessly for Gudeons, use the following tackle; a bag-rod with ight fine top (a cane one if you have it), the same tackle described for Minnows, only the hook a little larger, say ɔ. 10 or 11, fine wire, with one or two blood worms for ɜ bait—a small red worm will do; if not a very small one, ɜak it, and use a part only; for if any part is off the hook, u will not get the fish when he bites.

When you angle for them in deep, or rapid water, use a ger float, the stream running too quick for a light one: I ould under these circumstances, prefer a tipped cap float, d the tackle recommended for Roach and Dace; as you are ely to catch Perch, or Barbel, when you are trying for ıdgeons: at this time, a single hair line is hazardous, even an experienced hand, though when the water is bright, expert angler with hair, will catch more fish than one ually clever can with fine gut.

Having your tackle ready, proceed to some scour where ɜ bottom is gravelly, and plumb your depth, so that your it may just drag on the ground, Gudgeons lying close to ɜ bottom. Most Gudgeon fishers use an iron rake of this scription— attached to a pole about 20 feet long, with



ıich they stir up the gravel at the bottom of the river, ıere they intend to fish, as well as frequently during their ıy if they leave off biting (some use them in the shape of ɔross, but the shape is a matter of indifference, if it will disɔb the gravel at the bottom). When you fish from the bank

of a river, it is as well to change your stand occasionally, and try another; by paying attention to these directions, you may take a great quantity in the course of a day's angling during the season,* in the Thames near Richmond, Twickenham, Kingston, &c. The other means and baits for Gudgeons you will see under the head of *Bottom-fishing for Roach, Dace, &c.*

Before I leave this subject, I must impress on your mind the importance of plumbing the depth, as the Gudgeon will not rise from the bottom after the bait.

is a lively little fish, of a light silvery color, the back being of a very pale brownish cast, and smells exactly like a cucumber. It is a fish of prey, with strong teeth in its mouth, though seldom weighing more than four ounces; they are rarely taken near London now, though they used to come up in large quantities as far as the different docks.†

They are found in most rivers connected with the sea, and are angled for with 8 or 9 hooks, about 10 or 12 inches above each other on the line, in the manner described in *Dock Fishing*. They will take gentles, or a piece of a small Eel; but the best way is to cut the first Smelt you take into small pieces, and bait with a bit of the fish: you should strike the

* Unfortunately, the prohibited months are the best.

† A friend of mine remarks, and I think justly, that the Docks have not near so many fish in them now as they had soon after they were first made; he accounts for it by the slime and other sediment collected at the bottom from the copper bottoms of the ships, bilge water, &c. I know the water in the homeward-bound East India Dock is as well preserved from netting as any water can be, and yet the fish get less numerous. I am convinced the putrefied water from the Gas Works killed or drove away all the fish from their vicinity. Why should not the bilge water have the same effect? more particularly so when it is enclosed, and cannot purify itself like the Thames.

oment they bite. Observe, in smelt fishing, your float ill often rise and lie on the top of the water when they te—the Bream will occasionally produce the same effect.

When fishing for Smelts, use a moderately large bait, as ey have large mouths; the size of your hook should be out No. 9.

THE ROACH



a broad, handsome formed fish, with a dark green back inning to brown, the belly of a bright silvery appearance, e under fins a fine red; the tail is likewise tinged with the me color; it commonly grows to a pound in weight,* and very prolific: they are found in nearly all the rivers in ıgland, consequently it will be necessary to give a minute scription of the manner of catching them, more particularly as what is termed "Roach Fishing" is also one of the best ıns of catching Dace, Chub, Barbel, Gudgeons, and occaıally Perch, or Trout: but the proper place to describe at, will be under the head of "Bottom Fishing."

He does not take the fly in rivers near town, except unr water, where he will take the natural March brown, use fly, or the May fly; the latter he will rise after, during e season, as will every other fresh water fish, though I do t intend to recommend any fly as good bait for this fish.

I have caught many Roach, Dace, Bleak, and small Chub, th a house fly, or gentle, during the months of June and ly, while the weeds are strong, by putting my float about ee feet† above my bait, and trying up or down the river between rows of weeds, behind banks, or any other place

* In some rivers affected by the salt water, on the Kent and Essex sts, they grow considerably larger.

† It is only during these months the Roach swim at mid-water, at er times your bait being just on the ground is of the first importe.

that protected me from the sight of the fish; it is only at this season, when the weather is hot, and the water very bright, that they lie about, and under tails of weeds, banks &c. In the following months they go off towards the deeps, when the right season for Roach fishing commences, and continues till March. During July and August, the best places for Roach, Dace, and Chub are in eddies, bends of the river, &c. where the water does not run above six feet deep, as they seldom retire into heavy water till the cold nights set in: they spawn in May, and some of them in June, if a late spring; you meet this fish in another form, under the name of a RUDD, or POND ROACH; they are of a beautiful vermillion color on the fins, in other respects much like the Roach but I perfectly agree with Salter's* statement regarding this fish, "That it is no other than a Roach reduced to its presnt form from being confined in still water," though here they propagate very fast. I have caught a few in rivers, but have no doubt they were washed out of ponds, during floods.

In Dagenham Breach, the Roach and Rudd are many of them so much alike, that it would be impossible to say to which class they belong. These fish are easily taken *(See "Pond Fishing")*, and will afford excellent amusement to the young angler, though as "a dish at table" they are very inferior to the river fish. Captain Williamson, mentions Rudd that are only found in rivers, occasionally growing to three pounds in weight, and are to be angled for with a No.5 hook but he does not say where.

THE DACE

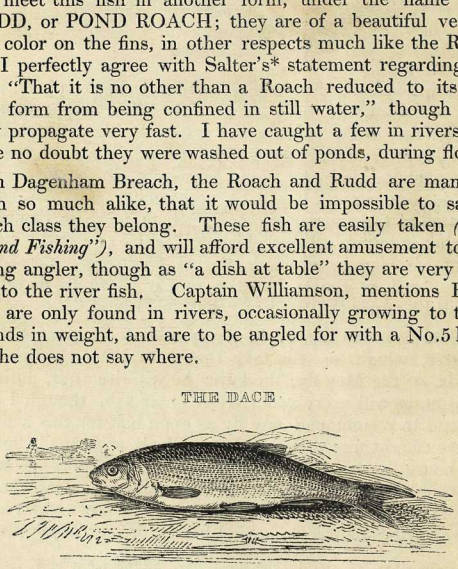

is a fine livly looking fish, of a bright silvery hue, covered

* *I knew a similar case to that which Salter alludes to at Earl's Court Brick Fields. About 30 years ago, a clay pit pond was*

ith smaller scales than the Roach, and averages in weight om three to six ounces in the Rivers Lea and Thames, but some Trout streams they will grow to a pound, and of oportionate strength; from which, and their general habits getting in the sharpest parts of heavy rivers, I should agine them to have been originally inhabitants of those reams and rivulets with which this country abounds; their bits are similar to the Trout, feeding during the spring and mmer months on the shallows where the water runs sharp, well as at mill tails, taking down flies, insects &c. (See Y FISHING FOR DACE). The most amusing way of taking ese fish at this season is with a fly rod and line, with two rds of fine gut (or single hair, if fishing were there are no ge fish) between the running line and your hook, which ould be No. 9 or 10, without shot, unless the stream is ry strong, as you will find it difficult to get your bait to im far enough down the stream without catching the ound if you have shot on the line; the bait, a May fly, if the water, otherwise a March brown, house fly, gentle, or l worm; let the bait go down with the current 10 or 15 ds, and strike the moment you see or feel a bite, if baiting h a gentle, but *if* with a *worm* or *fly* they will often gorge in which case it is as well to let them go down with it and n strike; by which I do not mean that you are to wait till y gorge it, only to take advantage of the direction the fish ms in with the fly or worm in his mouth, which is gene- y across or down the stream *slowly*, unlike the Trout, who as sharp round upon seizing his prey, by which means he quently hooks himself, if you are holding the rod tight.

You will find this method further described under the head "Strolling with a Bait;" for the most usual manner of

*ed with Roach from the Thames, which, when it was emptied ten s after contained nothing but Rudd and Eels. Some authors say the d is bred between the Bream and Roach, but that must be wrong, as are often found in ponds, where there are no Bream. Rudd are ht from May till October.*

*Salter describes something of this sort under the head of tripping a he recommends a cane rod for this purpose, but I have mostly used ly rod, which has these advantages, first, the current being sufficient- ong to take off your line when you want it to go further down the m, by only drawing it off your winch and gently jerking the rod;*

catching Dace see BOTTOM FISHING. They spawn in April, and do not feed much between October and February.

THE BREAM.



This fish has large scales, and is formed something like Roach, only broader; the fins are of a pale sandy colour, th back and tail inclining to a blueish cast; the sides and bell of those under a pound in weight are whiter, but not so brigh or silvery as the Dace; when they grow large, (some reac seven or eight pounds), the scales and colour resemble thos of a Carp or large Chub. It has a large eye, the pupil which is jet black; the mouth is small, consequently you shoul bait accordingly. They spawn about the end of April, an you may fish for them early in the morning and late in th evening, during the summer and autumn (See POND FISHING

I never angled for Bream in a river, though at Weybridg I have taken a few about a pound each; but the way I hav seen other anglers try for them I will now describe. The use a bag rod with Roach top, winch, and running line; th

*secondly, it does not check the fish when they bite, like a stiff one; a thirdly, you may sometimes, by looking at the top of the rod, see the m tion caused by a bite that you could not have otherwise seen or felt; bu must acknowledge that I have generally had recourse to this style of a gling, after being unsuccessful with an artificial fly, so that I had o to take off my fly, put on a gut hook, and was ready equipped for t sport. In the Colne, off the Weir near Iver, at Drayton Mills, and in t Mole, about Leatherhead, I have taken many Dace, as well as Trout a Perch, by these means.*

er line of gut, fine near the hook, this should be No. 8 or trong wire, the float a *light* quill (they will then gorge bait if a worm, as the float offers little resistance). Bait a well-scoured small marsh or red worm; if you bait with les or paste, you must strike as soon as you perceive a : the only large one I ever saw caught in a river, was ta- with gentles, it weighed 4½ pounds. When fishing for m or Carp in rivers, some people let the bait lie on the nd, and the float flat on the water; but I do not think can be so good a method as when the float lets it play t an inch from, or just on the bottom.

he only parts fit for Bream fishing are in still broad pla- or the bends of rivers, in the eddies where there is little m; near where cattle go in the water they will harbour, ill Perch. This description of Bream fishing will answer well for Carp in rivers, with the addition of such baits e described under that head. The rivers Wey, and , are the only two near London, at all likely to repay or the pains necessary to be taken to catch Bream.

ow to take them in ponds or still water is a task compa- ly easy; here they bite much more freely than they do ers; I suppose they find their food less abundant, I can nt for it in no other way. You will find the method ibed in "Pond fishing."

row in some carrion gentles occasionally, or other d bait (*See Ground bait, No's.* 2. *and* 3). It is as well e they run large, to ground bait, and plumb your depth night, if convenient, so as to visit the place by daylight e morning, taking care not to disturb the fish; as it is portance you should be very still when you fish for ei- Bream, Carp, or Tench.

s also necessary to use ground bait in rivers, such as and bran, thrown in, in small pieces; a few worms ed up with greaves, or any light food that will not dis- he water. When angling for Carp, or Bream, keep ine loose on the winch, as they will frequently rush in- middle of the pond or river, the moment they are d, if large; but Bream seldom grow so large in ponds y do in rivers: still water seems to encourage the breed uch, as their fecundity there is wonderful.

THE CHUB, OR CHEVIN,



when small, strongly resembles the Dace, but as it grow larger, the head and mouth expand more in proportion tha the body, by which it loses much of its beauty; they com monly grow to three or four pounds, sometimes seven or eigh the large ones are yellower than the small, and approac nearer the color of a Carp. The Lea River has an immen number of fine Chub, which afford good amusement to t angler, particularly in the winter and spring months; th spawn the end of April.* As soon as their spawning tir is over, they are to be found under the banks, on the shallo and under trees that overhang the water, looking after t flies and other insects, now getting plentiful *(See Dipping, Dibbing)*. You may at this time exert yourself to some a vantage with the artificial fly † *(See Fly Fishing)*. Anoth way of catching them at this season is with a worm *(S Strolling)*; but the principal means, and by far the best us for the purpose of taking Chub during the winter months,

* *When spawning, you will find them on the scours below weirs, tails, &c.: at this time they are full of a milky substance, and not we catching, though they will bite at either a worm or fly.*

† *Salter says. "the Lea affords no amusement to the Fly Fisher am of a different opinion; the water from King's Weir down for tw three miles, being as well adapted for that purpose as any piece of w can be, but requires a skilful hand to manage it; the beds of weeds trees in many parts render it necessary to throw the line to a great nic I have seen many good Trout brought from this water, but have n subscribed to it myself.*

follows: let your rod and line be the same as described for ching Bream in rivers, the float rather larger; a neat quill ped cap float is the best, that will carry six or seven shots, more, according to the stream;— observe, an increased antity of small shots is preferable to a smaller number of ge ones; the line meets with less resistance from the water en you strike, and they do not chafe the gut or line.

Now having ready a quantity of bullock's brains, or the ite pith out of the back bone, proceed to plumb your depth tiously, or you will scare the fish, as they only feed well en the water is pretty clear; the proper places are deep l holes, about trees, eddies, and other quiet places.

Having plumbed your depth, throw in a little of the brains, t up with something to make it sink, and put a piece of pith, about the size of a nut (they like a large bait) on r hook; strike directly they bite: if you do not soon catch , try another place; if you take one or two, and they leave biting, do the same as they are easily frightened away, will soon return; in this manner I have taken a great ıber of them. The best plan, if you are not too delicate, ) chew the brains, and throw them into the water where are angling; they will sink when well chewed: if you w the likely places for Chub in the river you are fishing, where they once harbour they always return to), and can ss the depth, it is better to put your float near the mark out plunbing, and go cautiously, the same as described Bream, as a great deal depends on their not seeing you: do not always keep so close to the ground as Roach or y other fish; consequently the depth of your bait is not ıat paramount consequence. The Lea and Colne are the rivers I know of for brain fishing; the most likely places about Iver, in the Colne, and from Edmonton to Hert- in the Lea. For many other ways of taking Chub, see *'tom-fishing,"—"Minnow-fishing," &c.* Your tackle for ) should be strong, as they always pull hard when first ed, after they are once turned a single hair would take . The Chub is of little value at the table, being coarse insipid; it is only during the winter months that it is h cooking.

any years ago I caught several Chub in the rough water

under Hornsey sluice-house, with a live frog hooked unde the skin of the back, the float carrying 8 or 9 shots; thi was in the summer, while the frogs were small; I should no recommend this bait, only in deep rough water.

In the winter, when you cannot procure brains, a piece fat white bacon, paste made of bread and honey, or nic white greaves will do; the greaves should be well scalded fo this purpose, as they look whiter.

I have been thus explicit on the subject here, as no oth fish are angled for with brains.

THE BARBEL.



This fish is very plentiful in the Thames and Lea; I ha never caught one in any other water, though I believe m rivers immediately connected with the sea contain great nu bers of them, particularly the Tagus.; there they do grow so large as in this country, seldom weighing ab three pounds, while here they grow four times the size; t feed in great numbers together, routing up the gravel w their noses like swine, and are generally found round pi under banks of the river that project out, as well as at fl gates, weirs, and the deeper parts of the river, though hot weather you may see them basking in the sun, on s lows where weeds grow: there are immense numbers of th taken from punts in the Thames, during the seasom; wh lasts from June until the frosts set in, when they retire the winter, during which they seldom feed. For the u means of catching them, see *Ledger-Fishing, and Bott Fishing*. They are so tough about the mouth, that you m strike sharp, or the hook will not enter; but when once it is sure to hold. In color they resemble the Carp,

e four wattles under the jaw; the Carp has but two: they
vn about the end of April. There are more Barbel caught
than any other fish, for this reason; when you fish where
)el are, your bait should drag two or three inches on the
ınd; consequently, the fish being continually grubbing up
turning over the ground-bait, are apt to touch your bait
some part of their body, which affects your float simi-
ɔ a bite, and causes you to strike; by which means you
ı catch them, owing to their head, lower fins, and under
of the throat being soft and tough, it suffers your hook
ıter, and hold better than it would in many other fish:
ı once hooked, you must look sharp after them, as they
vholesale dealers in fishing-tackle.

are coarse eating, something like the so-much-praised
; the roe is said to be unwholesome, but I have eaten
thout any ill effects, though it may act differently on
people. In Barbel fishing, the ground-bait should be
vn in plentifully, *(see Ground Bait No. 1)*, and made into
balls. The best baits for Barbel are greaves and gentles
the water is a little colored, a small well scoured marsh
ı is as good: they feed most towards evening.

serve they *always* lie close to the ground when feeding,
ıt it is in vain to expect to catch one if your bait does
)uch the bottom.

THE CARP



ındsome fish of a golden hue, commonly growing to
eight pounds, (MR. GARDNER, of Old Street, has one
veighed between thirteen and fourteen pounds). The

Carp, Crussian or Prussian Carp, and Gold-fish, are all in
ported from Asia, where they grow considerably larger th
they do in England. *(Capt. Williamson says he has seen o
taken from the river Ganges that weighed nearly* 80 *lbs.)*

This fish is a native of still waters, though they are oc
sionally caught in rivers, where they are carried by floo
or the breaking down of sluices, pond-heads, &c. (as are so
Tench and Rudd), in which case they thrive well, and eat
ner and fatter than the pond Carp, but do not breed. I
ver saw any of the small fry of Carp in rivers, unless d
slow weedy ones, that are in parts quite still; in fact,
large ones are so scarce, that very few anglers think of a
ling expressly for them, I have given it over many y
since, though not without a fair trial; none but a keen
sportsman can contend with the amazing vigilance of
"fresh water fox"; therefore I shall proceed at once to
cribe their habits, food, &c. under the circumstances in wh
they are usually met with, viz. in ponds and other still wa
where there is a better chance of succeeding with a rod
line: here you may fish for them during the months of M
June, July, August and September, the former months b
the best. They spawn in June, at which time they may
taken by the following means.—Take a strong bamboo
with the stiff top, no winch; the line two yards of strong
a quill float that will carry seven or eight shots, which sh
be put only two inches above your hook; then bring
float down within two or three inches of your shots, and
with a small well soured lively marsh, or red worm: thus
pared, proceed to the places where the broad-leaved wild
ter-lily or candock-weed grows, which is plentiful in
waters where Carp and Tench breed, here they swim a
close to the top of the water, making a sucking noise o
surface that is plainly distinguishable, sometimes with
back and fins above the weeds.

I have at this season taken them with my landing ne
to return to the subject of angling for them with the ro
line just described: you must let your hook, which shou
a strong No. 8, with the worm, fall in between the
where they grow thick, your shots will pull down the
when a fish bites, he will take it straight down; you

ike immediately, and weigh him out, or these weeds, which
e very strong, will cause you to lose him: by this plan you
rceive that your bait is only four inches from the bottom of
ur float, but less will do, as they swim quite close to the
) at this season of the year; or put one shot five inches
m the hook, and let the shot lie on a dock leaf, without a
at: by the same means I have taken a great many Tench,
all hours of the day, using a well scoured marsh worm; but
e most common method of taking Carp and Tench, you will
d under the head of "*Pond Fishing*".

The baits for Carp are red worms, the green caterpillar on
)bages in May and June, paste made of new bread dipped
honey, and well worked up (*See "Baits"*), and gentles.

In Flanders—Carp, Barbel, and Roach bite best at a piece
potatoe half boiled, or cherries, refusing both greaves and
ıtles.—In this country the most successful method I have
owed, is to get two or three quarts of carrion gentles (*See
'round-Bait,No.3*") to throw in, and bait with two or three
the best: in this case, living near the water, I used to bait
l ascertain the depth of a few places over night; but I ac-
)wledge angling for Carp is very often attended with dis-
)ointment; you have a better chance of taking Tench, as
y are not equally cunning with Carp: in short it is a fish
difficult to obtain a dish of by angling, and to my taste so
le worth when got, that I do not wonder at there being so
persons attempt it.

There is a species of this fish called "Prussian Carp", very
ilar to the foregoing in shape and color, (having no wat-
), but much smaller, generally under six ounces in weight
ugh in some ponds they grow as large as a pound: I once
ght one on Wandsworth Common that weighed one pound
) ounces, which was the largest I ever saw. I have like-
e caught a few fine Tench and some Perch in these ponds,
ich used to have a great many more fish in them than
se on Clapham Common.

The Prussian Carp partakes of the nature of Gold and Sil-
fish, and will like them, live a considerable time in a
be with soft water; they are easily caught during the sum-
months, with a small red, or blood worm.
n Carp fishing it is of the most essential consequence that

the bait should cover the whole of the hook, and look clean fresh and tempting, otherwise there is no chance of taking them. Your line for these small fish should be single hair and a No. 11 hook, with a very light float. They will swim at all depths, though mostly near the bottom, so that I would recommend the bait to hang three or four inches from the ground; it is Carp-fishing in miniature.

The Gold and Silver fish is another of the Carp species and is taken after the same manner as the Prussian Carp; the bait a blood worm, or very small bit of paste, and the smallest sized hook; some of the Gold fish will grow to a pound in weight, but are then unfit for a globe, and less handsome in form and color, they are seldom met with except in such pieces of water as are enclosed for the purpose of ornamenting gardens &c. I caught one on Wandsworth common, it was large, but only half red.

THE TENCH.



This fish is generally of a dark color, approaching to black on the back, the sides and belly of a fine green and gold tinge, some much handsomer than others; those few taken from rivers, as well as those from large ponds with a clay or gravel bottom, that have the wild water lily growing in them are far preferable in look and taste to those coming from places where the bottom is muddy.

The Tench commonly reaches three or four pounds weight (Colonel Thornton mentions one three times the size), and is much better eating than the Carp; they are taken by the same means(*See "Carp," and likewise "Pond Fishing"*).

In some ponds these fish are so abundant and ill fed, that

may take a great number of them in the course of a
's angling. From May till August they feed from day-
t till nine o'clock in the morning, and from five o'clock
l dark in the evening, the same as Carp, with the same
ption during the spawning season; these remarks are ap-
ible to the usual weather at this time of the year; if it is
and cloudy, or light rain falling, then they will frequently
all day. Tench generally spawn a little earlier than the
), though unlike most other fish, they do not all spawn
ther. The bait they like best is a well scoured marsh-
n, not too large; the hook should be No. 7: this last re-
is intended to apply to such ponds as contain Tench,
h, or Eels, otherwise use the smaller hook and a red
n, or paste. This fish is quite useless as a bait for Jack
els, as they will neither of them touch a Tench, though
will both devour small Carp.

THE PERCH



andsome bold-looking fish, with a fine eye, high back,
ded with two fins of a formidable make, being armed
a row of spikes, on a large one sufficient to defend him
the all-devouring jaws of the Pike; the lower fins are of
ght vermillion, the back has a row of five or six dark
s running across it, getting paler as they approach the
which in river fish is of a silvery whiteness: they are
rious, though they do not keep in such large shoals as
other fish; their scales are small and hard.

rch are found in most ponds, docks, and rivers, where
ater is clear, deep, and not *too* rapid; they will grow to
r three pounds in weight.

The common means of catching them are easily practise as they are a bold-biting fish, and will, if you give them tim gorge the bait; your rod should be strong and light, with gut line, a small cork float, and a No. 6 hook; bait with brandling, or marsh worm, and fish in the most quiet par near floats of timber, ships or barges, if in docks; by floo gates, mill-heads, roots of trees, or where there is little or stream, in rivers, as they delight most in such places: t same tackle and baits will answer for ponds where the fish r small and numerous, which is generally the case; your b must be off the ground, as Perch seldom swim near the b tom, like many other fish. Where there are large fish, y should have a winch and running line with a live minnow a bait, (a Loach, small Gudgeon, or a Prickleback will do, you cannot get minnows); your hook should now be No. tied to strong gut, or fine gimp is best; put your hook un



the back fin of the fish, thus and when you have a bite, g time to gorge the bait; by th means you will take occasi ally a Jack, Chub, or Trout

I never found much adv tage in ground-bait, for Per

I believe the best plan is, not to stop long in one place less you get a bite; if you catch one, put in again as quie possible, for you often take two or three following. So times I move my bait backwards or forwards a little, oc sionally lifting it near the surface, by which means I h tempted fish to take the bait, that otherwise would not h seen it.

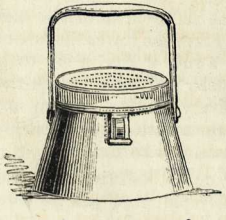

When fishing for Perch, alw have a kettle of this descriptio put your baits in, and you sh change their water often in w weather. They will sometimes t other baits, for which see *Bott fishing, Strolling, Dock Fishing*

The best time to angle for t is early in the morning, or lat the evening, but a warm wi day is the time most favorable to the Perch-fisher.

generally put a Perch line in the hands of a young an-
, if the place is suitable, as it is less difficult to catch than
t other fish. In rivers they spawn the latter end of Fe-
ıry, if a fine spring, but in ponds somewhat later; they
in good order for eating nearly all the year round, and as
et and nourishing as any the fresh water produces.

THE JACK, OR PIKE,

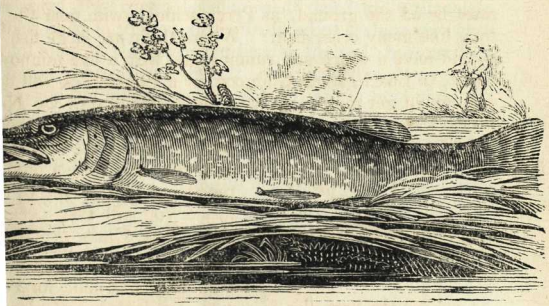

ıbles no other fish either in form or color, the head is
nd hard on the top, the jaws large, and full of strong
teeth, as are likewise the throat and tongue; which in-
g inwards, render it impracticable for any animal to es-
from his hungry fangs: the color of his back and sides
y, mottled with large irregular spots of a sandy green
he belly is lighter, approaching to white.

ey are numerous in many rivers, canals, lakes, ponds, &c.
re commonly caught upto eight or ten pounds in weight,
grow much larger, and have been known to reach forty
y pounds; when large they are called Pike.

y frequent similar places to those mentioned for Perch,
l as among large beds of weeds, where they lie with
ıeads out, watching for prey. Towards spring they go
itches, ponds, or other shallow places to spawn, which
o in March. The best season for Jack fishing is from
er till the end of February, between nine o' clock in the

morning and three or four in the afternoon. It is a most vo racious fish, and when on the feed bites eagerly, being seldor lost from any other cause than not allowing him sufficien time after he runs with the bait to gorge it; for the differen means of catching this fish, see *Trolling, &c.* In his food h is not at all delicate, as he will take any thing from a youn duck down to a plummet. I have known a Jack to take th plummet when plumbing the depth for Roach-fishing, and caught one myself with a gentle; they will also take flies o casionally; but I fear these unusual occurrences cause man works on angling to be filled with a variety of baits that se dom succeed: I might as well put in my list of baits fot Ja flies, gentles and plummets, though I will readily admit th the same kind of fish, in different waters, do not always gi a preference to the like bait, their food being regulated by l cal circumstances. Capt. Williamson, in his treatise on a gling, says, "They will not take Pricklebacks." I have caug many small Jack with them in ponds. When you take t line from the mouth of a Jack, do not put your fingers in, you may repent it. This is a firm eating fish during the wi ter, and is very nice roasted under a joint of meat, with pudding in his belly.

THE EEL,



of which there are several sorts (the habits and food of th all being alike), is a loathsome animal to the sight, of snake kind, the shape, form, and color of which, is too known to want a description here; it eats equally well fr boiled, or when large, roasted; it is generally under 2 pou though they have been taken, six times that weight. bright silvery-bellied ones are the most wholesome; du

vinter season they bury themselves in the mud, till the with its warmth, again entices them forth; they feed in hot weather before, during, and immediately after or thunder, as well as in the night: when heavy floods , they run down the stream, and are taken in great quan- at flood-gates, weirs, &c. where there are nets fixed on se to stop them; I have known some hundreds weight taken in one night, by these means. The usual way of g them with a rod and line is to let your shot and hook h should be baited with a worm) lie upon the ground; they bite, do not strike upon the first snatch, but wait ur float goes steadily off; then pull them on shore im- tely, and put your foot on them, or they will tie your n knots, and otherwise entangle it; if you cut them on ck of the head, they will lie quiet while you unhook I use a silk line, with a yard of strong gut at bottom; ok about No. 7, with a quill float. If in a river, you ly fish for Eels in the stillest parts, unless with a led- it. The large ones, in the middle of the day, during eather, lie under great stones, roots of trees, large lumps , as well as behind or between old boards, where the as been kept up, or any other place where they can get odies in, just below the surface of the water. If the s very low and bright, you may take them by snig- —a simple plan, but not much followed; you have only a tailor's needle, and fix it tight to the end of a piece ng whipcord with good waxed silk, binding it firm half own—See fig. 1, (your silk trolling line is better than

rd for the purpose); then on it place a lively marsh or vorm; put the eye of the needle into that part where e comes out (See the cut), and pass the whole of the down towards the tail of the worm until the point is n draw back the point towards the head of the worm,

so far that the middle of the needle may be opposite the ho made in entering it, by which means your worm is sound ar neatly fixed—See fig. 2.

Your rod for sniggling should be a bent piece of stiff co per wire, eighteen inches long, with a point, the other en fastened to the two small joints of your bag rod, or any oth stick long enough, say six or seven feet, thus—

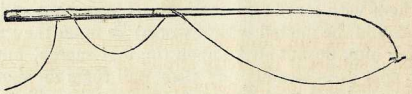

You should have about three yards of your trolling line loo from your winch, which you may carry in your pocket; no this rod is only for the purpose of holding your bait to t place where you expect to find an Eel, which you may som times discover by their blowing up bubbles of water; at oth times they lie in small holes: nothing but experience will e able you to distinguish those containing an Eel. Place yo bait worm on the point of the rod, and after letting out suf cient loose line with your left hand, so as not to pull the b off, then with your right hand direct it to any likely place hole you suspect the fish to lie in; if a fish is there, he w take the bait off the rod, which is now done with, and dr it into his hole; give him a loose line, and plenty of time gorge, when you may give a moderate jerk, which will sti the needle across his throat; hold the line tight, keeping steady pull, and he will soon come forth; if not, they are tro blesome to get out, without digging or cutting away the pa from which they get their purchase.

This method of taking Eels will answer in the Lea and m ny other rivers, but not in the Thames, near London; h you will find bobbing by far the best plan that I can reco mend for taking a quantity, which are generally smaller th those taken by sniggling: you may use your bobbing pole night as well as day, and observe the flood tide (and not t ebb, as some authors affirm) is the best time; the favor places in the Thames, are just above Battersea Bridge, alo the north side of the river, till you get in front of wan worth, and again at Hammersmith, as well as at the mou

reeks; the following will explain the plan to pursue—get sh pole, seven feet long, tapering from an inch and a in diameter, down to about half an inch at the small end, re there is a strong ring fixed thus,

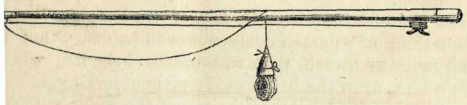

he cord to run through, which should be about five s long, and let it be pretty strong (a piece of good troll- ine is the best for the purpose); one end of this line is to the pole, where a peg is fastened to wind the spare ound, in order that you may always have the necessary quantity out; the other end is fastened through the bobbing lead (a hollow conical piece of lead, about three inches long, with holes perforated for the string to come through, to which your worms are attached, as well as one at the top to fasten your line to). Your bait must be prepared in the following manner—get a knitting needle, and with some fine silk fasten it to about two yards of very strong worsted (it is only the teeth of the Eel that get fixed in the worsted); then pass the needle gh each worm from the tail to the head, till you have worsted full (marsh, or lob worms are the best); now iem round your hand, and tie them tight with a bit of string, so that no links may hang loose; they will then dy for use.

s bait should be nearly as big as your fist, and causes trouble in the preparation, but will last many hours.

ou fish where the tide flows, you should moor your boat n about four feet water, by sticking a staff tight in the l, to which you fix the head, and another for the stern; e sculls across for a seat, then let out just so much line o the side of your boat, as will let your lead touch the l, at the same time as the top of the pole touches the then rise your lead about two inches from the bottom, you can see by the length of line you have out of the but it is as well every minute to move it gently up and

down, by which means you ascertain your depth, and encou
rage the Eels to bite; when the tide rises a foot or two, yo
must go nearer the shore, and proceed as before; the last tw
hours of the flood tide are best, though you may catch a fe
on the ebb.

The bite of an Eel is easily felt, if you keep the boat qui
still, a thing of so much consequence in bobbing, that I c
catch more by myself than with one to help me; when yo
have a bite, draw the bait steadily without jerking, increasi
your speed as it approaches the top of the water, sufficient
swing the lead over the boat, where the Eel will drop o
you will often take two or three at one pull.

Many people lay chain or night lines for Eels, made
whip-cord; thus—



about six or eight yards long, the hooks half a yard apa
baited with loach, minnows, worms, &c. a brick at each en
or a peg at one end and a brick at the other, to sink them
these should be double the length of the former, as the p
is fixed in the bank, and laid slanting across the stream: th
often take other fish. Eel hooks for this purpose are sold
all the fishing-tackle shops.

Many Eels are also taken with an Eel-spear (which can
purchased at the same places) fixed on the end of a long p
by which means, they strike it into the mud, among wee

&c. When you come to a likely place, str
the spear twice, in the shape of a cross, thus
by which means you may often
spear one the second time, from
the direction the Eel has lain
in. Another method of taking
large Eels, is by the ledger (See
*"Ledger-fishing"*); the hook for
this purpose should be the common wire
gimp hook is best, baited with a small fish,
milar to the gorge hook See *"Trolling"*),
ly no lead on the shank; the best baits for
purpose are loach, minnows, bleak, very small gudgeon,

l piece of lamprey, which is a fish I cannot describe the ıod of catching, never having seen one taken,

THE GRAYLING, OR UMBER.



s not the London Angler's good fortune to meet with f these lively fish, without travelling far from home; but in either point of view, as sport for the angler, or food e epicure, the Grayling is no contemptible companion. bits are similar to the Trout, delighting in sharps, mill- ınd scours, feeding upon flies, gentles, small worms, &c. ·e taken with a small well scoured red worm, or salmon (See *"Strolling"*), and flies (See *"Fly-fishing"*).

ey have bright scales, and when in season, are marked rows of black spots, running nearly parallel to each from head to tail; they spawn in May. In shape it from the Trout only in the head, which more resem- ıe Chub; and back fin, which is armed something like rch. The largest Grayling I have seen, weighed about ıd, but they sometimes grow to three or four.

ır hook should be about No. 7, with fine gut. They ıder mouthed but do not struggle much.

## THE SALMON TROUT, ITE TROUT, & BLACK TROUT

taken by the same means as the common Trout, with ception as regards the latter; they do not frequent the , but are mostly found in extreme deep water.

## THE TROUT



is the handsomest of the fresh-water tribe; the delicate ti
of his color, diversified all over with fine crimson spots,
beautiful symetry of form, and delicacy of flavor, cause h
to be much prized. He frequents the sharpest rivers, wat
falls, mill-tails, &c. and there feeds upon insects, worms, fi
or small fish; he follows them with such a rapidity of mot
as renders it almost impossible for them to escape.

The Trout is found in most parts of the United Kingd
but I think those in the Wandle as handsome as any: in s
rivers they are white, or yellow, but in the River Wan
and many others, when in season, are of a pink tint, and
large ones when boiled, cut and taste much like the Salm

In the west of England, Trout are in season from the
of February till June, but in some rivers they are not in
son till some months later: they spawn in October. Few
vary more in size than the Trout; in Devonshire and s
other places they run small, seldom weighing more tha
pound; in Hampshire much larger: but the Thames, and
produce as large as any in England, some exceeding
pounds in weight.

For the different methods of taking Trout, see *Fly-fis*
*Minnow-fishing*, *Strolling*, *&c.* To the fly-fisher the T
affords a noble treat; all other systems of catching fish
far short of this, either for exercise, cleanliness, or vari
the dimpled brook, rapid fall, or more expansive stream
contribute to the fly-fisher's sport; no ground bait, wo
or other filth, to carry—with his angle and flies, he s

n in quest of game, caring little about favorite holes, and ns, and piles of bridges; all the river is his field, and the g of the finny native of this liquid element draws his at- ion to where he artfully plies his feathery impostor, and vs forth the "powerful monarch of the stream,*" the gled Trout, the lively Dace, or more ignoble Chub.

THE SALMON.



he Grayling, visits none of the southern or eastern ; but in those rivers where they breed, in the west, and of England, are found in great abundance. They de- in water-falls, and the roughest parts of the stream, oming every obstacle in their way to the upper parts of ver, by leaping, &c. after which they return to the sea anse themselves. They feed on worms, flies and small nd are caught by precisely the same means as Trout *Fly-fishing Strolling&c.*), only your rod, line, gut length- flies and other baits should be on a larger scale, both in gth and size; and fish farther out in the stream.

a should tie your hooks for Salmon on the strongest gut that can be obtained, otherwise it must be twisted; ite similar to a Trout: if at a worm, they give it a sud- rk, often hooking themselves. The season for taking lmon is during the spring and summer months, at the

* *Salmon, called by many writers "The King of fresh-water*

early part of which they frequent deep sharp currents; but a
the season advances they bask in shallower and more retire
places where there is less stream; they spawn late in the au
tumn (in some rivers at quite a different season), after whic
they are covered with spots of a livid hue, and altogethe
unfit for human food: during this season an excrescence,
bone, forms on the upper part of the point of the lower ja
of the male, about as big round as your finger's end; th
sometimes grows nearly through the upper jaw, and preven
the mouth from shutting close.

The Salmon commonly grows to 25lbs, in weight, and som
times much larger. Many years ago the Thames Salm
were high in estimation, so much so that I suppose th
caught them all—for I could never see them any where b
in those books that treat upon the subject. Salter says "Th
are fished for in the Thames, with a muscle." Where, a
when? I think that would be a fine representation of "P
tience in a punt." For my own part I must confess I ha
never taken any except by such disreputable means as a
described in the latter part of this work (see *River Lea*), a
consequently will not attempt to teach others what I do n
understand; but will remain content with describing the m
approved sort of tackle for the purpose, under the head
*Fly-fishing*: they likewise spin a Bleak, the same as describ
under the head of *Spinning a Minnow*, with this exception
the hooks should be large, in proportion to the bait. and
traces of twisted gut instead of single. When you tr
worm, use a No. 2, hook, and one or two large marsh or
worms; this bait succeeds best when the water is color
after a little rain.

I have known some excellent anglers travel to Scotland
pursuit of the Salmon; but have generally found them
their return, speak on the subject as if their sanguine exp
tations had not been realized, except as to the scenery.

An acquaintance of mine ( a Scotchman) used to extol
ledger bait with two lob worms, as the best for rough wa
but should any of my readers take a trip to the north of E
land, I would recommend them to purchase The Drift
Angler, or some other practical work on Salmon-fishing.

## THE CHARR

ly found in lakes, such as the Lake of Windermere, in tmoreland, Lake Leven, in Scotland, and some others in es. They resemble young Salmon in shape, but have a yellow tint on the sides; generally run from three to six es in weight, and will bite at a small red worm: their is much esteemed when potted; your tackle should be and you should fish deep, where the bottom is rocky.

## THE GUINEAD

ınd plentifully in the river Dee, which rises in Merio- hire, and runs through a large lake called Pemblemeer, ıeshire.

## PARR TROUT, or BRANDLING

s to about seven inches in length, and has purple stripes s sides; he feeds principally on small flies, and is found extreme northern counties of England.

## THE MULLET,

h naturally a sea fish, comes up many rivers where the ows (if the entrance be flat and shallow). The Arundel in Sussex, and the Axe in Devon, occasionally have of Mullet. They frequent sandy or gravelly parts, the water is not deep; they will rise at any gay or palmer, which should be dressed on a No. 6, 7, or 8 You may also have good sport after a shower of rain, red, or very small marsh worm, or gentles. The hook be the smaller size, for the method of using which *rolling;* they will also take the sea or sand worm: they in the autumn to spawn.

ıve never taken any of the latter named fish, conse- y have no information to give on the subject.

## THE FLOUNDER

ll-known flat fish, the back of a brown color, occa- y spotted with red or dark spots; the belly is white: ost esteemed for eating are those that are thick, and

inclined to a cream color on the belly: it is worthy of rema that the entrails of Flounders are not always on the sa side of the fish.

The Flounder spawns in June, and is good all the year; occasionally grows to a pound, but they are seldom taken bove a third of that weight; they are easily caught with a N 9 or 10 hook, on fine gut: the bait should be a red wor which must touch the ground; they generally lie with th heads on a gentle rise where there is a sandy or gravelly d clivity caused by rough waters, near flood-gates, or mill-tai but I do not mean you to fish in the current, as it is o where your bait will pass slowly over the bottom of the ri that you can expect much sport with Flounders, the tac described for Roach-fishing will do. If you give them a l tle time when they bite, you will seldom lose them.

---

Having now described all the fish treated of in this wo to refresh the reader's memory I will give a calender, that may refer to before he starts on a fishing excursion, by wh means he will be better able to judge how to equip hims in the most suitable way, according to the season, and circumstances under which he may be placed.

## REMARKS
### ON THE
## DIFFERENT MONTHS OF THE YEAR.

JANUARY is one of the best months in the year Jack, Chub, or Roach: but there are few days on which angler can depend on finding the water in order. If the w is west, or south, the water clear, and no snow has fallen a few days, then he may expect good sport, from nine o'cl in the morning, till two or three in the afternoon. The are in the deepest and most quiet parts.

FEBRUARY.—The same as last month, with the addi of Perch, if warm for the season. Towards the latter en the month, the Jack get into ponds and ditches to spawn.

Some fish are now to be found on the scours, and in s lower water than during the early part of winter.

ARCH.—Leave off Jack-fishing, as they are going out ason. This is not a favorable month for angling (except rout, in the western parts of England), though in some s you may still take Roach and Chub. In the northern s you may commence Salmon-fishing, which lasts all the ner. Perch, Dace, and Gudgeons, begin to feed towards tter end of this month.

RIL,—The Trout now move from their winter haunts, port on the shallows after the early flies; you may also some Dace and Chub, but after this month the last men- l fish are not worth taking till July or August, when gain come in season. and remain good till March.

s is a good time for Perch in rivers, and also for Perch, and Tench in ponds, if the day is warm; but I think nd June are the best months for Carp and Tench.

Y.—Near London this is the best month in the year out, as it is likewise for Pond-fishing; but with the ex- n of Perch and Eels, you may leave off bottom fishing end of July, as most of the fish are spawning. Du- ne latter end of this month and beginning of June, the y is abundant, at which time you may take plenty of nearly all parts of England.

NE.—The Trout in the Wandle, Lea, Colne, and many ivers, are now in perfection; but in the early streams e falling off: Trout and Salmon spawn at the fall of r, all other fresh-water fish in the spring (Gudgeon, nd Tench, the latest). This is the season for Pond- . I should not recommend the Bottom-fisher to at- ngling for either Chub, Barbel, Pike or Roach, in ri- ey are out of season and hardly worth catching. This d month for Trout, Perch, Dace, Carp, Tench, Eels, mon.

Y.—The same as June, except in sharp streams; good sport may be had in bottom fishing, as the fish earlier from their spawning than they do in very deep ater.

AUGUST.—Here the Bottom-angler's season may be sa to commence; but you must be at the water-side by daylig in the morning, as well as late in the evening; the fish w not feed during the middle of the day unless cloudy and co or a little rain will sometimes make them feed. The fish n in season are Roach, Dace, Perch, Barbel, with some Ch and Jack. You may fish for Bream, Perch, Carp, Tench, Roach, in ponds, during this and the next month, after wh I would not recommend pond-fishing, though they will fe occasionally; but I could never succeed in still waters duri the winter, except with Jack.

SEPTEMBER.—All river fish feed well this month (Tr and Salmon excepted). You must still fish early and lat the water is clear, and the weather hot for the season.

OCTOBER.—This is very favorable for bottom-fishing rivers, the weeds getting rotten, all the fish leave the sh lower parts, and get into deep holes for their winter quart where you may now expect sport.

NOVEMBER.—The same as October, all but Barbel; t do not feed during the cold months, neither do Dace w but the Jack are now in excellent order.

DECEMBER.—This is also a good month for trolling bottom-fishing; but like January, is subject to floods, sn ice, &c. On a fine day, you may have good sport.

---

Although I do not pretend to instruct those who have the same experience as myself, I trust they will find the r here laid down, perfectly in accordance with the practic the best anglers, and at least *some* additional information

I shall now proceed with a description of the Tackle other requisites.

# CHAP. II.

## DESCRIPTION OF TACKLE.

### THE ROD.

Bottom-fishing the most useful Rod is that sold under lenomination of a *Bag Rod*, and is made of either Bam- or Cane—the latter is preferable for Roach-fishing, as it :h light and stiff, but not strong enough for the many pur- s to which the former can be applied, such as Trolling, This Rod usually consists of nine joints, about two feet inches long, eight of which form a Roach Rod about :een feet long, fit for all the purposes for which the Bag is mentioned; the other is a strong top that fits into the joint, and forms a Trolling Rod, about fifteen feet long, ı is quite sufficient for that purpose, though you will find lvantage sometimes in having a whalebone top, about ıches long, to fit in the small joint (instead of the Roach to use for Perch, or occasionally for spinning a minnow; op is stiffer than the Roach top. Now when I speak of ch top, Roach top, or Trolling top, I mean this Rod, those respective tops on.

ɔr Trolling you should not use the small rings attached e Rod, but have five larger ones of this shape—

to fit, one on the ferrule of each joint, the Jack aving large rings, and the Butt not requiring one; you fix one on each joint as you put the Rod her, taking care the rings stand in a straight line the rod (this you should always pay attention to, when the joints); for fixing the winch on, some use tape, but ɪrass ferrules, which are placed on the Rod by any tac- ıaker for a trifling amount, will answer the purpose better.

e next article I shall describe is the FLY ROD; this is ally made of hiccory, with a top joint of several pieces

joined together, cut out of the solid parts of the large ba boo; the butt sometimes made of ash.*

I should recommend a single-handed Rod of three or f joints (together about thirteen feet long), as that will b more regular, and is lighter than one loaded with ferrules e ry two feet, which never bend with the Rod: but for con nience of carriage, a larger number of short joints have a cided advantage. In large rivers where you use both ha to throw your fly, it should then be made of a greater len say seventeen or eigteen feet (those for Salmon, longer stronger still); but for general use, I prefer one of about teen feet. Have the rings rather closer together than us if you have a Rod made for you, as they will keep the close, and prevent the Rod having more stress on one than another.

In Fly-fishing, always fix your joints tight together, wind a bit of silk round the hitches which are placed th for that purpose, or you will be apt to throw part of your in the water: some use screw joints; I do not approve of th for this reason—when the Rod has been screwed tight to ther several times, it will turn a little further round tha did at first, which takes the rings with it, and of course t are no longer in a straight line.

As the fine joint of your Rod is very liable to accident fly-fishing, always have a spare top in the butt, when hol for that purpose. Boring the butt prevents the Rod play quite down to the hand as it should do, consequently will ly answer well with short jointed Rods. Many anglers h a short iron spear screwed into the end of the Rod, so t they may stick it upright in the ground when they wan

* *I am writing on Angling, not Fishing-tackle Making, beginn as many authors do, with, "When to cut your sticks," &c.; all I k on that subject is, that Bamboo, Hiccory, and Carolina Cane make best Rods, and I have no time to go to America or the Indies to cu sticks. Near London the angler need neither learn to make rod lines; he can purchase them at an easier rate (unless he has nothing to do); as far as remedying any accident that he is liable to, in brea a joint of his Rod, &c or tying a hook, I will give, as I go on, suc formation as lies in my power.*

ıge their fly, &c. The most important quality of a Fly-
is, that it should play or bend regularly all the way down
ıe hand, and not appear weaker in one part than another;
may have two spare tops if you like, one stiff for min-
-fishing; but I know from experience that the fine top is
, when you use a worm.

ıere are common Rods made of hazel or bamboo, that
ıeaper, and answer very well for common purposes, but
seldom use the snap-hook for Jack (which requires a
*stiff Rod*), the only ones I keep, are the Bag, and Fly-
, with one that shuts up in imitation of a walking-stick,
ıccasional use.

## THE WINCH.

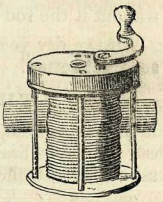

ıs should be a multiplying one, as it
s up the line three times as fast as a
non one, which is of consequence
ı a fish runs in towards you, as well
fly-fishing, where you are likely to
a great length of line out when you
your prize. These Winches should
pable of holding thirty yards of fly-
or forty of silk line for trolling: this
ırevent the necessity of a join when the end becomes
; which joint will never run freely through the rings: if
ifference of cost be an object, a plain Winch will answer
urpose for Trolling, or Ledger-fishing, A stop is a bad
on a Winch, and does not answer the purpose so well
lding the line in your hand.

## THE RUNNING LINE

d be, for fly-fishing, taper from the middle downwards,
nade of good horse and mohair wove together; this is
lighter, finer, and stronger than any other substance
for that purpose; at the end of which, have a loop about
ın inch long, to fasten your gut lengthener to, which
d be about two yards and a half long, taper, and strong
ıportion to the fish you expect to catch; at each end of
ngthener you must have a loop, one to slip the Running

line through, and then put the other through the loop in Running-line, draw the gut all through, and it will be f do the same with your fly when you affix it, though I lik knot better, as the loop causes a motion in the water, and fish sometimes rise at the loop instead of the fly.

The TROLLING LINE should be made of plaited which is better and more durable than any other; some u sort of gummed silk, called China twist; this is subject to up, and soon gets rotten; the cord line is also used for *nomy*, a word more applicable to the silk one.

The loop to the Silk Line should be full two inches lon let your bait and float pass through when Jack-fishing.

After fixing your winch on the rod, take hold of the of your Line, and mind you pass it through every ring without it the rod cannot play well, particularly the fly-r

Always dry your Line before you wind it up, or it soon get rotten.

## THE LANDING NET,

to lift the fish out of the water, when it is heavier than can trust your line with: if you have a companion, let use the Net, while you draw the fish towards him.

These Nets are attached to a ring that folds up, so th will lie in your pocket; this ring screws into a stick of a four feet long (see the vignette in the title page); you sh have a large hook also, to fix in the stick, for Pike; the ing awkward fish to get into a Net; some have a teles handle for the Landing-hook (See the cut of Fishing In ments, page 49) which packs up in one third the compa

For Fly-fishing I should recommend the pannier (See nette last mentioned); it is light, hangs at your back c the way. and preserves the fish in good order, much b than a soft basket.

## THE FLOAT.

This is an instrument of the first importance to the f fisher; they are of different kinds. Where the stream moderate, and not very deep, a Porcupine's quill, with at each end, answers as well as any; it should be short

hick in the middle as you can get it, see No. 1; they are

1

ormed by nature, that they offer very little resistance to water when a fish bites; they are of no use where the wa- is deep, or rapid.

f fishing for Roach, Dace, &c. you may use as fine a tip- cap Float as the current will suffer to pass steadily a- g. These Floats have been greatly improved of late, by ins of heating the quills, and rendering them more taper n they grow naturally, see No. 2—

should recommend a Float of this description, made ei- of quills, or reeds, for general purposes.

n rivers where the stream runs deep, and fast, you may the Cork Float, No, 3—

3

for Jack-fishing, the No. 4 shape is preferable—

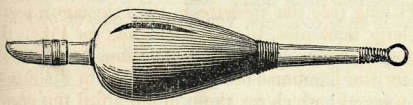

4

should be sufficiently large to prevent the bait from tak- t under water when he attempts to swim downwards.

ne Caps of floats ought to be firmly bound round with waxed silk, so that they may not split when pressed on Float to prevent its slipping down the line, after you plumbed your depth; or you may turn the line in a spi- rection once round the Float, between the caps; but ne- orce the float up or down, as that will injure the line.

e SHOTS.—If the stream is strong and deep, place one o within six inches of the bait, the rest (as many as will

load your float until about half an inch only swims above w
ter) about fourteen inches; this plan will let your bait tou
the ground occasionally, without pulling the float und
water.

### THE PLUMMET.

This is indispensable when fishing for Roach, Dace, Ba
bel, Gudgeons, &c. Here are two kinds; the first, a sm

1

2

roll of flat lead, which is used by unfolding about an inch
the lead, placing the hook in the fold with the point outsi
and then folding it up again; the second, a piece of lead, c
with a ring at the top, and some cork to stick the point of
hook in, at bottom; I prefer the latter, if made with a la
ring, as you can then put your hook through, and stick it
the cork without disfiguring the bait, and it is not so lik
to get foul of the weeds as the former; but in deference
the opinion of some other persons who prefer the rolling
I have described them both,* and as it is as well to hav
spare one in case of a loss, you may try one of each.

In Plumbing your depth, place your float on your line
that when your Plummet touches the bottom, the top of y
float may be an inch above the water in the middle of
swim: now, as you ought always to chose a place where
end of your swim is shallower than the middle, your bait
there just drag on the ground: which will be the right de
then press your caps tight on the float, to prevent it slipp
down the line when you strike: if you suspect that, alw
plumb again, for if you do not fish at the right depth, a

*I find one great fault in Salter*: *he not only treats of such baits a*
*likely to kill, but enters into a long description of some others, th*
*the close he tells you, "No angler would recommend you to use"*
*why describe them? But, with all its faults, it is the best treati*
*Angling for Bottom-fishers and Trollers.*

say on the subject of Bottom-fishing will be thrown a-
. With regard to

### THE HOOK,

should be in proportion to the size of the bait, and the
th of the fish you purpose to catch. If where Barbel, or
b are found among the Roach, have the Hook (No. 9,)
ronger wire than if fishing for Roach only.

our Hook should never be too large, as a small one will
h, and generally hold, a large fish, but a large Hook
ot take a small one. For Bottom-fishing, use a short
ked Hook, and not one long enough to dress a fly on.

ith regard to the shape, I prefer the Kirby (No. 1), the
rick (No. 2) is too rank in the barb to enter, without
ing hard enough to tear the mouth of the fish; some like
neck bend (No. 3): No. 4 represents a common Eel-
. Always keep a variety of suitable sizes, firmly tied on
r hair that is finer than the line above it.

fore tying on your hooks, always pull them moderately
e if they will break or straighten, in which case they are
r too hard or too soft, a circumstance that often occurs
me among the best of hooks, in the tempering, through
not being all of the same temperature.

### THE LINE,

Bottom-fishing, should in general be about three feet
ar than the water is deep, in order that you may not be
nbered with much line between the top of your rod and
loat, for when this is the case, you cannot strike so quick
necessary in Roach-fishing. I should recommend a
ut line for general use, about three and a half yards long,
h I am myself in the habit (whenever I can) of using
e hair; but there is more skill and attention neces-
in managing it than generally falls to the lot of an

inexperienced angler: and observe, when fishing with gu
let the top of your line be stouter than the bottom; if y
twist three hairs together, let the thick end of *one* be dow
wards, as that will cause your line to taper gently; if fi
hairs let two be so placed; and when you have plumbed yo
depth, lay your rod down, with the plumb and line in t
water, while you make or throw in some ground bait; by th
plan the folds of your line will disappear, and render it le
liable to break; in hot weather occasionally wet that part
your line that is out of water, as the sun will make it britt
Gut is the strongest and clearest of all articles generally us
by anglers: it is the soft, slimy entrails of the silk wor
drawn out, and each end wound round a peg, then left in t
sun to dry, by which simple process it attains its astonishi
strength; the best gut runs long, clear, and as round as
wire; the flat gut is to be avoided unless it is strong, whe
may be used for the top of the line; the same remark appl
to hair; that of a sorrel colour is best, and if possible, ge
from a perfect horse, it being much stronger than that
tained from a mare.

Indian grass is strong if wetted, but when dry rather br
tle; it soon rots.

Gimp is only used for Jack or Eels, it consists of fine lo
silk, bound neatly round with white or yellow wire; if y
use it for Perch-fishing as a safeguard against Pike, let it
finer than the common gimp.

The following articles will be found useful and necess
to the Bottom-fisher; some cut shot, large and small, (la
shots will sink faster than the same weight of small ones,
are not to be recommended as they will break the line
clearing ring, which opens and shuts, for the purpose of p
cing it on the rod above the winch; to this ring is attac
about ten yards of stout string; now this is used for the p
pose of saving your line or hook when you get it fast to a
thing under water; after you have put the ring on and
the other end of the string fast in your hand, let the poin
the rod slant downwards, and the ring will slip down it, o
the float, and so on to the bottom; now hold your rod
line tight in a different direction to that which you pull
string (which you must do pretty hard) and it will clear
hook, or, at all events, cause you to loose but little line (

2). The next thing is a Disgorger (No. 3); now this is

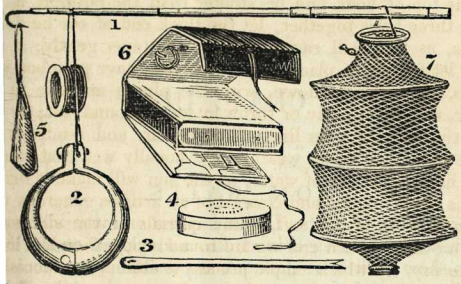


he purpose of getting your hook from the throat of a fish has gorged the bait, as Jack, Perch, Carp, Tench, and generally do; you must press the notch against the hook, ng the gut tight, which will soon disengage it; you ld likewise have a box to put your gentles in (No. 4); a with damp moss in it for worms (No. 5); a few spare in case of an accident; a Drum Net (No. 7) to keep the alive while you are angling; as well as an extra line or complete, with a sufficient quantity of spare hooks tied nd a skein of fine and coarse silk, with some wax, in a of leather; these last are your resource in case of a mis- ne befalling any part of your tackle. A Pocket-book 6) may be purchased at any Tackle-shop, fitted up for urpose of holding all the smaller articles in a compact also one to hold your Flies and Fly-tackle complete. nen you have a leisure hour put your tackle in good or- s that will much assist your sport.

# CHAP. III.

## ON BAITS.

In treating of Baits, I must impress on my reader's m the necessity of their being fresh, and placed on the line as to show as little of the hook as possible, your success pending so much on the tempting appearance of the Bait.

The first I shall allude to are Gentles; of these the bri yellow well scoured ones from a bullock's liver are esteen the best, but I give the preference to the carrion Gen (where you use them for ground bait), only pick the bigg and whitest for the hook; these are to be bought at mos the Tackle-shops; two or three quarts are sufficient for a da Roach-fishing.

Another bait for the before mentioned fish is Paste, wh should be made of a piece of crumb of Bread dipped in wa and well worked up into a dough or paste with *clean* hands piece about the size of a pea is placed so as to hide the ho observe, this is a tender bait, and must be used with cauti otherwise you will jerk it off. There is another sort of Pa made by dipping a piece of new Bread in Honey, and wo ing as before; this is used (in larger pieces) for Carp.

The next bait I shall treat of is Greaves; these should broken in pieces, and soaked all night in warm water; if are in a hurry let the water be boiling, and they will do mediately, but are not in such good order as if done the mer way; then pick out the best and whitest pieces for y hook, which you should put on two or three times doub in size according to the fish you are trying for; this is the bait for Barble, but inferior to the Gentle for the other nat fish. Salmon spawn is a good bait for Trout, Grayling, in those rivers frequented by the Salmon, but is of little as a bait in any other waters.

e Cad (which is a maggot found in small sticks or cases
r water) is a good bait for many fish, so are Grasshop-
Cockchaffers, and Bees, for Chub.

e last I shall describe under the head of "Baits for Bot-
ishing" are Worms; every fish, from a Prickleback up
Salmon, is, at seasons, partial to them; they ought to be
ı a pan, with some wet moss or a piece of very coarse
dipped in water and wrung out, for them to crawl
gh and scour themselves, which will make them tough,
, and more tempting to the fish; (a Trout will not
a dead worm). The largest or Lob worm, is used
els, and sometimes for Salmon, but the small lively
ı, or flat-tailed worm, is the most generally success-
r Trout, Eels, Tench, Carp, Perch, Barbel, Chub, and
imes Bream. The next in favour is the Red worm;
s nearly as good, putting the order of fish thus—
ı, Grayling, small Perch, Dace, Gudgeon; Carp, Tench,
, Chub, Barbel, Pope, Rudd, and Eels. The Blood
is likewise a good bait for gudgeons, Prussian Carp,
ther small fish. The Brandling worm, with stripes
the body, which is found in old dunghills, is only
for Perch. In baiting with a *large* worm, put the
in near the head, pass it through the ring of the
(which is the strongest part), bring it out, and slide
orm up the line a little; then again enter it nearer
il and pass it on till you have drawn the worm round
nd of it; you may now bring the point of the hook
h the worm, and slide the head of it down the line,
will appear as in No. 2.

represents two smaller worms on the hook, which
etimes preferable. Though I have made the point
hook shew in No. 2, it does not appear when in
drawing the worm through the water causes the head

part to press down with sufficient force to keep the tight against the barb of the hook. In Baiting wit Worm, take care you have not too much of it han loose, as that will allow the fish to pull it off without being able to hook him; about half an inch of the hea tail of a marsh worm, or much less than that of a sm one, is quite sufficient by its motion to tempt the fish. T are other baits, such as Wasp-grubs, Bobs, &c. but I leave them for such of their brother Bobs as like to use t

Many people recommend Oils, Scents, &c.; I have them without success. I feel surprised at the barefaced f hoods propagated in most works on angling, under the of "Valuable Recipes," which have been handed down t the "Gentleman Angler," published above a century says *he* copied them from a very ancient work. I do not fish either smell or hear, except in a very slight degree, not being a good conductor of sound, which you may prove; let a heavy chain fall in the water with a rope att to it, and you will then hear it faintly on the bottom; the conducts the sound; take the rope off and drop it—you then find that the organs of hearing would be almost u to the inhabitants of the deep. If you hold your ears on under water you will be unconscious of any noise that c made while you are in that position.

Cuvier, in his recent work on Ichthyology, in some sure supports my view of the case; he says, "the exteri gans of the senses are not calcuted to convey to it any erful impressions." Some ancient writers state the R to have made such progress in the instruction of fish cause them to answer to their names, and come at the a bell. I much doubt the power of any modern bell t form such wonders.

Cuvier says, "fish have no lungs; can make no nois living in the realms of silence, hearing would be of litt consequently their ear is reduced to its simplest form, en in the bony walls of the head, deprived of external and internal cochlea, which must prevent them from aware of any variety of sound." The same, in some m by smell; water may be impregnated with it, but it d readily conduct it; for instance, a dead dog floating when putrid, how offensive; take a stick and hold

*nch* under water, and there the nuisance ends, as far as olfactory nerves are concerned. The principle upon h I should recommend you to act is, to have your baits and clean, and to keep yourself as much out of the sight ur prey as possible; observe, they are delicately sensible y concussion of the bank, or other motion, therefore moving about when you are angling.

## GROUND BAITS.

. 1.—Greaves, Bran, and Worms cut in pieces, mixed ith Clay into large balls; this answers well for Barbel, ledger fishing, or with a float.

, 2.—A quartern stale loaf, without the crust, soaked gh in a pail of water, then squeezed between your to get the water out, and mixed with as much Bran ll hold together, after well working; this is the best id Bait for Roach, Dace, Chub, and Barbel, when n fishing. If you use this where the stream runs fast, ust put a stone in each ball to sink it. If the water is still, or you are pond fishing for Rudd, Bream, &c., it in in small pieces, and it will sink of itself. Note, s throw your Ground Bait in at the top of the swim, as ream will wash it down fast enough; one advantage of the bottom of your swim shallower than the top is, he Ground Bait stops on the hill and keeps the fish er. You may mix this bait before you start, but it ot keep above a day.

3.—Carrion Gentles; these are used with Clay in Take a ball of Clay, work it flat in your hand, then handful of these Gentles in the middle, and enclose as you would an apple dumpling; when thrown in ter, the Clay softens and they soon come forth. If e pond fishing, throw them in loose, a few at a time, ng for Bream, Rudd, &c.; but if for Carp, first plumb epth, throw a good quantity in, and leave the place somewhere else for an hour); then come back, and our line in (baited with two or three of the same) as possible, so as not to disturb the fish, and strike as you see a bite; nearly all the Carp I ever took

were taken in this manner: I have taken Tench by
same means.

No. 4.—A quantity of fresh Grains and Bullock's Blo
thrown in over night, answers well for Tench, Carp, Bre
and Eels; if the grains are sour, or your ground bait mud
it will drive the fish away instead of encouraging th
Observe, an angler who uses plenty of ground bait, and fis
on the bottom, will catch three times as many as one w
does not.

---

## CHAP IV.

### BOTTOM FISHING.

I shall here treat of in its limited sense, that is, the port
of it where a float is used (Live-bait fishing excepted, wh
will form a portion of a chapter on Trolling.) Now, hav
all things prepared, as before described in chapter III,
plumb your depth, throw in some ground bait, and proc
by letting your bait and then your float fall gently in
upper part of the swim, keeping the top of your rod
it as it passes by you; when it gets as far as you can con
niently reach, strike gently, and proceed as before. W
you get a bite, which you will see by the float being sh
or snatched under, immediately strike, which is to be d
by a smart stroke, raising the point of your rod perpendi
larly over the float: if you hook the fish, and he offers li
resistance, you may proceed to lift him on shore, or into
boat, but if a large one, and he rushes forward upon feel
the hook, you must let him have more line until he suf
himself to be turned by less force; you must then keep
tight, pulling him towards you when opportunity offers,
when he again plunges, easing your hand towards him,
he may not break the tackle; by following this plan you

ire him out; then do do not attempt to lift him with
ine; but use your landing net. Occasionally a Barbel
e like a stone for some time when hooked, and then go
away, consequently you should always be prepared,
r the running line grasped in your hand with the rod,
t you may regulate the strength of pull that will draw
your winch, by pressing it harder against the butt.
g unhooked your fish, take off the old bait, and put on
h one (which you should always do if at any time it is
least disfigured), then throw in at the top of the
another ball or two of ground bait, and proceed as be-
When you use single hair you must be cautious in pro-
n, both in striking and managing the fish when hooked,
ppointment will follow.
the best method of catching Gudgeons, Chub, Barbel,
, Perch, Carp, Tench, &c., see the descriptive account
n fish.
en Bottom-fishing, you may sometimes be annoyed
ike coming among the ground-bait, which you may
er by the fish leaving off biting, as well as by the
ry jumping out of water; you may then bait a bank
r, and lay in for him (See *Ledger Fishing.)* For
g bait, see *The Prickleback, Minnow, Loach, &e.*
foregoing description supposes you to have the Roach-
inch, running line, gut or hair bottom, and as fine a
the stream will allow, for which see those articles
of under their separate names.
ll now describe

## POND FISHING,

h description you must suppose the same tackle in
espect, except such alterations as I shall here describe.
ncipal causes of success are ground bait (over-night,
an—(See *Ground Bait,* Nos. 2, 3, and 4), a fine gut
, and a clean, lively bait (if sweet paste for Carp or
use a bit as big as a small nut), and do not disturb
er. Your hook for Carp should be No. 7 or 8; for
Eels, or Perch, No. 6; for Bream, No. 8 or 9, stout
ut if you are angling with a red worm, and there are
Rudd, and many other fish in the pond, use a strong

No. 9 or No. 10, such as recommended where Roach a larger fish are angled for at the same time.

For taking Carp aud Tench in spawning time see *Carp;* for taking Perch in ponds where they run small, *The Perch.* Where the pond has many small Rudd, and larger fish, you may use a single hair line, or a fine gut, w two or three hooks, as they swim at all depths; throw some loose gentles, and bait with a gentle or small wo Note, A Bream will often lift up your shot, and let your fl lie on the top of the water, in which case wait till it sails or goes down; then you may reckon on hooking h Where Perch run large use a small fish, see *The Perch;* Prussian Carp and Gold Fish, see *The Carp.* The d parts of ponds, near the edge of a bed of weeds, or wh fresh water runs in, are always good places to angle. catching Eels with a worm, see *The Eel;* and observe t Jack are the only fish that feed well in ponds during win for the manner of catching which, see *Trolling.*

I shall now describe a different sort of still-water fishi and that is,

## HOW TO ANGLE IN THE DOCKS.

Here the water is from 20 to 30 feet deep, and the tac baits, &c., differ from any other place that I have been u to. Use your bag-rod, winch, running line, and tip cap or corked float. The bottom part of your line should about four yards of gut, fitted up as follows—the bott hook (No. 7), stout wire, baited with a shrimp; two f above this have another hook (No. 6), baited with a minnow, and again, two feet higher, another, which you m bait with a worm if a large hook, or gentles if a small o now these upper hooks should be tied to a hog's bristle, thick end of which must be made fast round a little ivor leaden tube,* of the shape shown in the cut; under should be a shot pinched tight on, to keep it from slipp down the line; these bristles being stiff, keep the bait f

* *These, as well as every other implement here mentioned, are bought at the tackle shops.*

ring against the line, and when fitted will appear thus—



may use any of the above baits; I have osed you to have three or four sorts, if act accordingly. But the most general tions I can give for dock fishing, where very deep, is to fish about 2 feet lower you can see your bait in the water; that nuch deeper when the water is clear than it is coloured. The best in the Home- or Outward-bound East India Docks is shrimps for Perch (which you may keep alive in wet straw;) some- you will find them bite near the wall, at others near the Perch seldom stopping long in one place. But if you he bottom hook with gentles (which in this case should o. 9, with a lighter float, see *Floats*, No. 2,) and in some Ground-bait (See *Ground-Bait*, No. 2 or 3), nay take many Bream and Roach, as well as sometimes ch. Then you should plumb your depth, and let the m hook touch the ground, or nearly so.

### STROLLING.

is is a pleasant way of bottom fishing. All that is re- e is the Fly-rod (or you may make shift with the Roach the winch, and line with gut bottom, as described for shing; the hook, No. 5 or 6; the bait one large marsh , or two smaller ones (See *Baits)*. Now to use this, you nly to let your bait swim before you down the stream, ; out at the same time eight, ten, fifteen, or twenty of line, so that it may reach the place where you sus- he fish to lie. By this plan you may take Trout, Gray- Chub, and sometimes Perch or Dace (See *The Dace)*. wers well at mill tails, weirs, &c. If the stream is very put one or two shot on the line to cause your bait to This plan is followed on a large scale for Salmon. before-mentioned tackle (without the shot) answers

### DIBBING.

you put a May fly, humble bee, wasp, cockchafer, or caterpillar, on your hook (No. 8), with a short line, your bait swim on or near the top of the water, under behind weeds, or any other place where the fish

cannot see you. This is the "most killing" bait of summer's evening for Chub that I know of. If you se clear spot between any two, among a row of trees that ov hang the water, go cautiously and drop your bait in; if th see you, and sink down, which is often the case when water is clear, then put on a worm, hold the point of the down, near the top of the water, and draw a yard of runn line off your winch, the stream will draw it through rings, then another yard, and so on, till your bait has got of your sight under the trees; they will then bite fre enough. When they snatch your line hold the point of rod nearer to them, so that they may not feel the hook, at the second tug you must strike (against the stream), ho ing your rod low, or you will hook the boughs.

You may follow this method with many other baits, s as a large moth, blue bottle, slug, or a bunch of gent When you use a real fly, and have the wind at your ba you may let it blow the bait as far from you as it will, th lower the point of your rod, so that it may float down wi out interruption. At this time you have a great comma of your bait, and can let it fall where the fish lie. Wh you see a fish take it, wait while you might moderately co four or five, and then strike. If you hook the fish, endeav to prevent his getting among weeds, &c.; he has very li chance of escaping any other way, as a fly-rod is almost s to kill a fish of any size, if the hook holds, which it generally do in the mouth of a Dace or Chub, but the mo of a Trout is more likely to suffer the hook to escape, a is more bony, and what flesh there is is less tough. The b baits for natural fly-fishing are the May-fly and March bro for Trout; the cock-chaffer, blue-bottle, or a grass-hop for Chub; and the house-fly for Dace. When using a wo for Trout always try these means in preference to a float.

I shall now describe another excellent method of tak large Trout, and many other fish, and that is,

## SPINNING A MINNOW.

for which purpose you use the bag-rod with the Perch t though you may make shift with the other rod, if you h a stiff top to it; but, being shorter, it will not command much water as the first. The winch and running line

e as last mentioned, at the bottom of which you must e tackle of the following description, in the room of the ner gut lengthener (unless it was a very strong one, n you may join this to it); the lower length of very ng gut, fastened to a No. 1 hook, with a long shank; ut three inches above this you must attach a short piece gut, with a No. 7 hook tied on, so that it may hang even h the top of the shank of the large one; you then add hese two lengths of strong gut (some add twisted) joined ther by means of two small box swivels, with one or shots to sink it; or some use a conical hollow piece of to slip down over the nose of the bait, which I think is er,

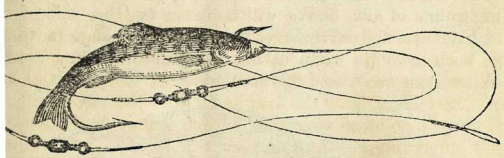

o bait the above, pass the large hook down the throat, ugh the whole length of the body, and bring it out at ail of the minnow, then put the small hook through the of the fish, slide down the lead (See the cut), and it is ready to put to your line. When you make shift with- he small hook, put the large one through the lower and r jaw, drawing three or four inches of gut with it, and pass it as before described, draw the gut tight, and ready, This is a very inferior way; I should not have ioned it, had it not been that you can use it when you not the other tackle fitted up.

inning a Minnow is performed as follows: cast your across or down the stream; then draw it towards you yard or two, either against or across the current, and ll spin round; then let it sink a little, and repeat it, it wants throwing forth again. The most likely places currents, water-falls, mill-tails; weirs, &c. When at a where you stand on an eminence, first try close to then let out four or five yards of line, and try again, o on, till you have let it down the stream as far as your vill permit, which is the most likely way of taking them,

as they will not bite when they see you. Some anglers a small Bleak, but I think it inferior to the Minnow, exc for Salmon or Jack. I have taken Chub, Jack, and Per by these means. For using a live Minnow, see *The Pe* Observe, in spinning the Minnow, the fish (if a Trout) mostly hook himself, but it is as well to strike the mom you feel or see a bite.

There is an artificial bait much in fashion of late ye commonly called a *Devil*, which is to be bought at any the tackle-shops. This is manufactured of silk, tinsel, other gaudy materials, in the shape of a Minnow, wit bright tin tail. It is used in the same manner, and with same tackle as described for spinning the Minnow, with exception of the hooks which hang by the side of it, nearly as many different ways as there are anglers who it, each having a whim of his own; the way they are fit up by some is as here represented :—

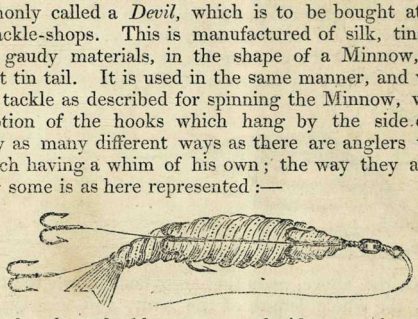

the hooks, three double ones on each side, some hanging hind the tail, with a slight bit of silk bound round the bo just to keep them attached to the bait. In deep, sharp wa this will sometimes take Trout or Jack, but will not ans as well as the real Minnow.

## LEDGER FISHING.

This is a successful way of catching Barbel, Jack, or E To practice it, use your Perch or Trolling-top, winch, a silk running-line, with a yard of strong gut at bottom; hook, if baited with a worm, should be No, 7; but if w greaves, which (when the water is clear) is sometimes p ferable, then use a No. 8 hook, strong wire; no float is cessary, but at the bottom of the line, a foot above hook, you have a Barbel lead of this description;

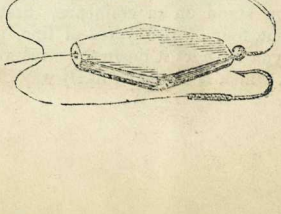

shot is placed there to prevent the lead slipping any
r down the line.

ow to fish in the Thames, you should throw your bait
wn the stream, having no more line out than will re-
straight from the top of the rod to the lead. When
is a bite the fish will draw the line through the lead,
ause a motion in the point of the rod, easily seen or
then you must strike firm, or the hook will not enter
mouth of the fish, which is very tough. By throwing
lenty of ground bait (See *Ground Bait, No.* 1), and
wing these directions I have no doubt of your taking
y of fine Barbel from July till October. (The same
e is used with gimp instead of gut for Eels.) You may
take Perch, Chub, &c., on these lines in the Lea, and
parts, by night or day.

hen you lay in a ledger for Jack (which you may do
Roach-fishing), have a bank trimmer, of the following
iption : a peg, ten inches long, to fix in the ground, with
on the top to hold the line ; this may be cord or silk,
ottom of which should be fitted up with gimp below the
r lead (for how to bait which see *Live-bait, Gorge-hook,*
*Trolling)* : a foot above the bait fix a cork of a bottle.
erally let the line go through the centre of the cork,
wo feet above that put a large shot tight on the line, to
nt the ledger lead sliding towards the cork, so that the
ay run through it without dragging the lead after it ;
rk will cause the bait to swim about a foot or more
the ground, as this section of the river will best
in ;—

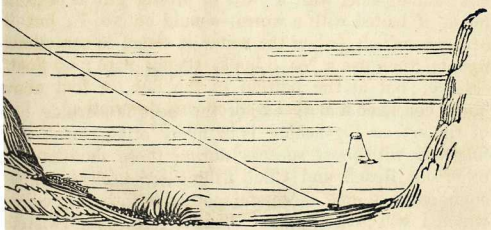

then fix the line lightly in the notch of the reel, so that wh a Jack takes it he may easily pull it out, and then the li will let him run without checking him. The Ledger is us sometimes with two or three hooks for Eels, baited w dead fish, lamprey, worms, &c. These are the only thin I can recommend it for.

### CROSS FISHING.

This method is not practised near London. It is follow in the North by means of two poles about six or eight f long, with a strong line running through a hole in the top each, to which is attached one, two, or three gut lines, about two yards each. They are mostly used when the Ma fly is on. One person on each side of the water holds the poles, and when a fish rises, they drop the fly just abo and let it swim over him; when the fish is hooked, t nearest person draws him in, while the other lets more l through the hole in his pole. This is a poaching, destruct method, and unworthy of the honest Angler, as are a Cross-fishing for Jack, Snaring, Haltering, scratching Barbel, Groping, or Tickling for Trout, and many otl plans that I will not propagate by describing in this work.

---

## CHAP. V.

### TROLLING.

This, near London, is one of the most favourable branc of the art, as Fly-fishing is in many other parts; it is s followed with most success during those months when other but Roach and Chub fishing are useless. The m common, easy, and successful method is with the gorge-ho which I will here explain. This is formed of twisted br

, with a double Eel-hook at the end, round which is cast
lead of this form—

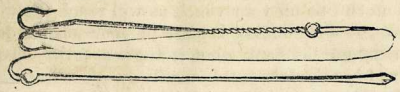

ıe purpose of sinking the bait ; here is generally more
than is left on the hook, in order that the Angler may
ıe as much off as suits the water he angles in (where
are many weeds, it is wanted heavier than in clear
r.) To bait this you must have a baiting-needle (see the
which enter at the mouth of the bait, pass it straight
ıgh the body, and bring it out at the tail, dragging the
and hooks through after it, placing the points of them
rds, so as not to project beyond the fish ; tie some fine
d or silk tight round the tail to prevent its slipping
or tearing when it catches the weeds, &c. ; now add
o your gimp, which is attached by a swivel to your line,

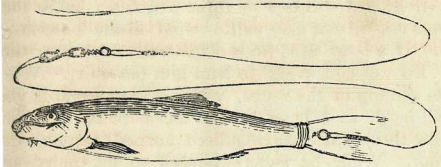

ll is ready. I shall here remark again that a Gudgeon
best bait ; but as you may occasionally, either through
e or necessity, use other as well as larger baits, I would
ımend the hook always to be in proportion to your bait,
ı will catch more weeds than fish ; a small Tench is of
e (See *The Tench*). Having your bait prepared,* pro-
o cast it forth into such places as you think likely to
n a fish, letting it dive to the bottom, then drawing it
ntly so as just to cause it twirl round as it rises, then

*lways bait three or four hooks before I start, and put them in a with bran, as that saves my time after having taken a fish, which ems precious. Some anglers cut off the fins of the bait ; I never less the water is more than usually weedy, because it disfigures f*

let it sink again, and proceed as before, till the line is c to you; then cast forth again, the best way to do which i draw as much line off your winch as will reach the place intend to throw it, holding it loose in your left hand to l it from catching the bank when it is going forth; then h ing the rod in the right hand, nearly two feet from the l which should rest against the lower part of your right s swing the bait forth, at the same time letting the line through your left hand, which you can gently close if you it going too far, by which means you can regulate to a ni the spot your bait will fall in; try first up the stream, down, and if no success, move on.

When you get a bite (here called a run), which you perceive by the bait being suddenly pulled, held fast, or so times only shook, immediately hold the point of your down, and with the left hand keep two or three yards of l line ready, that he may not be checked when he runs, w he will do; in that case keep pulling the line off the w and likewise let the rod point the way he runs, until he st Then, if he lies still two or three minutes, shakes the and runs again, you may pull or wind in the loose line, strike. If a large fish, he will generally keep near the tom. Do not endeavour to land him too soon. Whe rises to the top of the water, with his head towards you not pull hard, as I have by that means pulled the bai from the throat (after having been gorged) through the plunging. While he suffers himself to be guided qui lead him to a suitable spot, and land him, either with a l ing-hook, or lift the fish out by grasping him in your ha never trust to the line, as the sudden motion of the when you are lifting him out will sometimes clear him the hook.

In fishing with a gorge-hook for Jack, when you ha run, unless he acts as here described, I would advise yo give him at least seven or eight minutes after taking the before you strike; for observe, when a Pike is on the you can hardly lose him by any other means than not gi him time enough. In Jack-fishing, you may if you p affix the gimp of the hooks to the silk trolling line, wit ny swivel or extra gimp; but observe, whatever you fa your gimp to, if looped, the loop ought to be large en

et the bait pass through. Your disgorger for Jack
ıt to be on a larger scale than the one you use for
h.

the water is high or thick, it is useless trying in the
lle, or deep water, as during this time they lie close in-
e, among sedges, under trees, on shallows, where there
tle stream, &c. For laying bank-trimmers for Pike, and
ng them, see *Ledger* and *Live-bait Fishing*, If you bait
ledger-line with a Gudgeon and a single hook, you may
the bait through the back, the same as described with
nnow for Perch (See *Perch*).

ter the dead bait gorge-hook, the next in order of pri-
is

## THE LIVE BAIT.

ich there are many sorts ; but I shall content myself with
ibing the best, as it is useless giving you a description
style of angling I cannot recommend you to practise.

e most approved live bait is used as follows : to about a
f gimp, not too coarse, fix a double or two single hooks
5), at the other end of which make a small loop ; then
your baiting needle (See *Dead Gorge*). which, for this
se, cannot be too fine, and enter it on the upper part of
ide of the bait fish, near the gills, and bring it out past
ack fin, taking care your needle does not enter the fish
enough to prevent him swimming well ; when the needle
ough, hang the loop of your gimp on it, and draw it
rough, till the hooks lie close to the bait, as here
ı ;

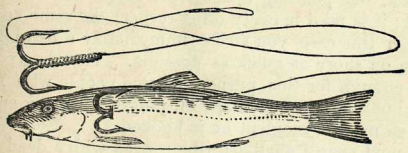

float (See *Floats*, No. 4) should be placed on your silk
ıs should your shots or bullet to keep the fish down,
you affix the bait. This, like the last, is a gorge hook ;
t when you have a bite, which you will know by your

float being suddenly snatched under, loosen the line, act in every way the same as described for the dead gorge.

There is another method of taking Jack, both with a and dead bait, termed

## SNAP FISHING.

Out of about twenty different sorts of snap hooks puzzled to find more than three worth recording, which I endeavour to describe sufficiently clear for an inexperie hand to act by. The first in merit is made after this fas take four No. 4 hooks, tie them to two pieces of fine tw wire, each about three inches long, one at each end, double them in the centre ; now take a foot of gimp, to end make a loop, the other you must put through the bent wires, as well as through a gut loop, to which a N hook is tied ; turn it up, and bind it fast round ; when it will appear thus :

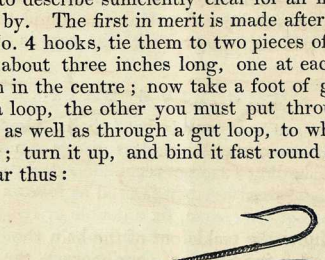

To bait this, put the small hook through the back o fish, just under the fin ; let two of the hooks hang dow each side, one pointing towards the head, the other tow the tail ; it is used in every other respect the same as the except in this case you strike immediately a fish bites, get him on shore as quick as possible. Your bag rod is strong enough for this purpose ; some people who fish a snap hook have a rod made on purpose, strong enoug lift a fish out the moment he is hooked.

The next snap I shall describe is used with a dead bait without a float, similar to the first gorge hook. Here take a piece of gimp about a foot long, with a loop at end, at the other tie a No. 4 hook ; two inches higher u to the same gimp another hook, No. 2 ; that done, take

piece of gimp, four inches long, tie a small loop at one and to the other two hooks the same as just described. it this, put the loop of the short gimp in at the gill and the mouth of the bait; then put the loop of the long in at the other gill and out of the mouth, pass it through op of the short one, which you may draw back into the ı of the fish, by laying hold of the hooks attached to ıort gimp, while you pull the other length through; lip a bead or chain lead (which is a bit of lead fixed to t chain) down the gimp, and into the mouth of the fish, you must sow up tight, and it is complete. For fear ıistake, this cut will explain.

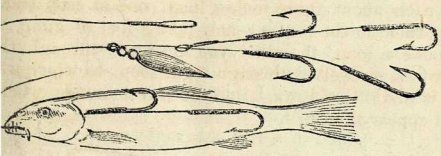

one shows the tackle out of the bait, the other in. It vell to stick the points of your hooks in the sides of the prevent their catching the weeds; the last Pike I saw with this snap had three hooks out of the four fast in ws.

ood common dead snap may be made as follows; tie o. 3 hooks, and one No. 6, back to back, on a piece of the small hook level with the top of the shanks of the ones, thus:

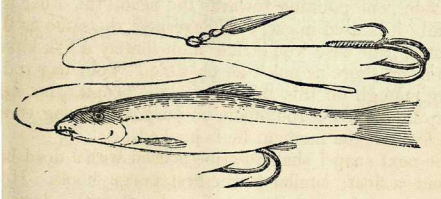

enter the baiting needle in the vent and out of the of the bait, drawing the three hooks close to the vent, ehind which, hook the small one tight in; this will keep

the other two in their places; then slip a chain lead do the gimp, place it in the mouth of the fish, which you m sew up (see the cut); some tie a small hook, to stick in bait, at the back of a good large double Eel hook, wh answers nearly as well. There are many other snaps, but inferior to those described, that I should have no faith them, if those before-mentioned fail.

Observe, in Snap-fishing, your bait should be larger t for the gorge-hooks, and when you use a live bait, put it carefully the moment you are going to use it, as so much pends on it being fresh and lively; you must carry them kettle made for that purpose (See p. 26), and change t water occasionally.

Here is a spring snap-hook, that opens when you hook a fish, but does not answer so well as the first snap treated of. It was formerly much used, but is now, I think justly, falling into disrepute. I have mentioned it out of respect to the opinion of a few old Anglers, who still use it.

The next and last plan of taking Pike that I shall here t of, is

### TRIMMER FISHING.

Here yon have a round piece of cork, above an inch thi with a very deep groove cut round the edge for the cord l to be wound on: through the centre of the flat side ther a stick, or peg fixed, with a notch in it, to hang the line (this is called the *man-of-war Trimmer*); one side of cork is red, the other white. Now to bait this, use the sa means as described for Live-bait Fishing. A foot above t have a lead or bullet, with a hole through it, to keep the l down; this lead should have a large shot pinched tight the line, to keep it from slipping down to the fish: wl baited it would appear thus;



ese are only used in large ponds, lakes, &c., where occa-ıally many fine Pike are taken with them. When a quan- of these are started, the white sides are upwards: if a takes the bait, he immediately turns the red side up, be- the line comes out of the notch, by which means the ımer turns round, and lets off as much line as is necessary et him gorge it; when watching these from a boat, the ur will tell you which has had a run. Here you may ısionally bait with a frog, but I have never, in a river, ght any fish but Perch and Chub with them.

ı Trimmer, as well as all other Live-bait fishing for Jack, our bait swim about a foot from the bottom, unless the ds compel you to fish shallower, and (if you can get ı) bait with Gudgeons; they are sweeter, more fleshy, will live longer on the hook than most other small fish, gh I have often had good sport with small Roach, Bleak, e, &c. In some waters they bait with a small Jack; in iver Wey I saw a Pike taken, about six pounds weight, trimmer that had a Jack of about ten ounces on for a Some persons use bullocks' bladders, quart bottles, &c. a live bait, and about two yards of line attached; but ine being so short, the fish running among weeds would the trimmer under water, and you would lose altoge-er. I have likewise read of Ducks or Geese being used ıe purpose, which I think would afford better sport, with ıch better chance of getting your fish. For the *Bank-ner*, see *Ledger Fishing*.

## REMARKS ON TROLLING.

hen you use the gorge, first treated of, have the hook y the length of the bait, so that when you tie the tail ı, a turn of your thread may pass through the twisted to which your gimp is affixed, and do not let the hooks rger than will lie close to the side of the head. In Jan- February, and March, the Jack are in pairs; at which if you take one, put on a fresh bait, and try close by ıe other. During these months they feed eagerly; now ither of the gorge hooks; in summer the snap, as, at time, they are more apt to play with the bait than ow it. If you get any dirt or weeds on the bait, take ; a Jack will seldom take it when disfigured; if much

soaked, or the scales half off, put on a fresh bait; a
mark this, when a Jack takes a bait, it is across his mou
thus:

generally by the body, and always swallows it head first.
think that is the reason they so seldom leave the dead go
there being no obstruction, the line coming from the tai
the fish. Now, though windy weather (if from the wes
south) suits both Jack and Perch, they like the quietest pa
consequently, have the wind at your back, if possible,
bank protecting that side more than the opposite, or leew
shore. When you have hooked your fish, and he is ne
exhausted, draw him quietly to the side, put your lan
hook under his jaws, and lift him out.

Some persons use a thumb-reel for trolling, instead
winch, but it is not near so handy. When trolling for J
always take your bait out of the water slowly and with c
as it is a very common occurrence for a fish to sieze i
that moment.

I do not pretend to say there are not other method
taking fish, both by bottom-fishing and trolling, but ha
this work only given a description of such as I conceiv
be the best and simplest. If you are fearful of obtai
baits for Jack where you are going to, you may purc
them at Turpin's, near Sadler's Well, of Jacobs, I
Street, Aldgate, and many of the Tackle makers.

There are artificial baits for Jack sold at the tackle-sh
manufactured of pearl, silk, leather, &c.; but howeve
tural they may be made, the eye of the fish is so keen,
the deception so easily discovered in the mouth, that
must strike the moment the fish touches them; I have r
succeeded with them.

## CHAP. VI.

### FLY FISHING.

s branch of the art is so captivating, that few bottom-ers return to their old system of angling after once suc-ling with the fly (the winter season excepted.)

or my own part I feel more pleasure in taking two or three e of Trout or Chub, with a light fly-rod, than I do by ng three times the quantity by any other means. There o department of the science upon which so much has n written, and to so little purpose. Salter very ingeni-y says, "Bowlker, of Shrewsbury, is the best instructor he art of fly-making." I agree with him so far,* but a e farther on, where, after telling you to take the rod in hand while you hold the fly in the other, he says, "when have attained the art of throwing a fly *thirty yards!* may use line *ad libitum*." Here I think he has been osed upon by some person who *could throw a long line.* all events, it shows him to have been ignorant of the ject he was then discussing. I should say, when you can nage ten or twelve yards of line *well* (with a single-ded fly-rod), you might then use more line at pleasure, limit your desires to throwing something short of thirty en you become an adept in the art. Very few anglers manage twenty-five yards well with a long double-ded rod, unless the wind backs them in the effort. A t rod, with from sixteen to twenty yards of line thrown ight forth, and lightly on the water, will be more likely succeed than a greater quantity managed with less

*I believe Bowlker to be the best book of reference for the fly-maker has had a little instruction in the art; though some of his flies are expunged from the modern angler's pocket-book.*

skill. Bowlker and others have explained the art of fl making as far as words can go. If I was to attempt a thing farther it would extend the number of cuts, as well the length and price of this work beyond the limits I ha prescribed.

The late Mr. Salter was not a fly-fisherman; he was thorough-bred bottom angler. I question whether a fl book formed part of his angling apparatus. I have be much in his company, and have had good cause to admi the extreme neatness of his tackle; but he never broug forth any thing relating to the artificial fly. He certainly do say, when treating of dipping with real flies, "I have h much success (particularly in the river Lea) in whipping wi a humble bee, both with the natural and artificial." This the only instance in which he insinuates that *he* has attempt any thing with an artificial fly.

All the advice I can give on the subject is, to get by t side of a good fly-maker, and you will learn more in o minute than I could here explain (satisfactorily to myself you) in one hour. As Moses Browne says—

> "When artful flies the angler would prepare,
> This task of all deserves his utmost care:
> *Nor verse or prose can ever teach him well,*
> *What masters only know and practice tell;*
> Yet this at large I venture to support,
> Nature best follow'd, best secures the sport.
> Of flies the kinds, their seasons, and their breed,
> Their shapes, their hue, with nice observance heed;
> Which most the Trout admires, and where obtain'd,
> Experience best will teach you, or some friend."

Best, who was an expert hand, gives you a long list of fli (in his work on angling), some "killing," others "gre killers;" but he wisely lays his foundation on the Palme (and May-fly, when in season); these, he truly says, seldo fail. *This I can say in their favour*, that however much t other sorts may fluctuate in estimation, these always obta easy access into the pocket book of every experienced angl in the kingdom. It is also worthy of remark that the hackl of the Palmer when wetted adhere together, and appear lik wings.

With regard to Salmon-flies, the two most favoured ones the "Peacock" and "Jay." In short, the Salmon will any large gaudy fly. Your tackle must be strong, and line from sixty to eighty yards in length; the gut used this purpose is generally twisted. (See *The Salmon*.) If as to attempt any thing further on the subject of Salmon-ng, I should be obliged to have recourse to the unfair ns of pilfering from "The Driffield Angler," a north try work on the subject, to which I have referred those travel that road.

N THROWING A FLY well, there is a peculiar grace-notion which is caused by describing a portion of an with the point of the rod during the act of taking the off, and returning it on the water; you should also drop point of the rod when your fly is about to reach the r, as that will cause it to fall lightly, and not scare the

The most common fault of a young beginner is in waiting while the line takes its sweep round after draw-it off the water; he mostly returns it too quick, which es it (if he has much out) either to smack like a whip lose his fly, or else fall in the water all of a heap. best thing he can do is to observe one who has had ex-ence in the art (which he may easily do by the river he ads to angle in); let him then take a light rod, and let eight or nine yards of line, and, with a small black or Palmer, throw across or down the stream, until he can some confidence in the direction and distance his fly fall, taking care, at the same time, that as little line ossible falls on the water with it; when he can manage well, he may let out another yard or two of line, and so till he can command sufficient for the stream he fre-nts.

When taking your first lessons, always get the wind at back, as it will much assist you; though this is a cir-stance that you should on all occasions take advantage possible. If you whip off many flies, try without till the line leaves off smacking; then put on a fly n, and you will in all probability keep it there; for it nly by perseverance that you can acquire the knack of wing clean. When you get a bite (which is here called e), if a Dace, you will see it by the curls on the water

where your fly is; strike quick, but not very hard, as t least motion of the hand will hook him; but if a Trout, y may both see and feel him, as they often take it quick enou to hook themselves. The slowest fish is a Chub. I ha often succeeded by drawing my fly quickly through the wat and suddenly stopping, when the fear of losing it h tempted them to take it eagerly.

I should advise a beginner to practice for Bleak or Da with a *very small fly*, as by that means he will acquire habit of striking judiciously with a fly rod, which is not be done with violence, as the rod for this purpose is so plia that a jerk will cause the point to fly towards the fish, i stead of striking the hook into him; when it returns it w drag him out of water, often breaking the hook; to stri correctly you should just fix the hook in the fish, which do not cause him to plunge so much as if you had torn his ja practice and attention will soon assist you. In whipping f Dace some persons put a gentle on the fly; others dress pair of wings only on the hook, which should be small.

When you hook a fish with the fly-rod, get him clear any weeds or other obstructions, and keep a tight line; t play of the rod will be quite sufficient to kill him. Wh he appears exhausted, draw him to the shore, and use yo landing net. Never lift him out with your rod, as raisi one pound that way will strain it more than killing a fish seven. The most likely places to succeed with a fly, a mill-tails, weirs, scours, where two rivers join, or at t edge of a bed of weeds where the water runs fast. I he allude to Salmon, Trout, Grayling, or Dace; but Chub c light in deep holes under trees, where they catch the cat pillars, moths, cockchaffers, &c. that fall therefrom.

I must here repeat the caution of keeping out of sight have taken many fish by standing back, and throwing my own side of the river, then downwards or upwards unc the banks, and at last out in the stream, or across. Wh you are fishing for Dace you may use two or even three fl at once, about a yard apart. Sometimes they put a gen on the hook with the flies. This is a good plan to follow fishing for Skeggers. (See *The Thames;* as also for Gr ling, see *The Grayling*.) When you use more than one the farthest is called the stretcher; the others are cal

p-flies; but it is in most cases advisable to use but one, ticularly if you have much line out.

will give you a list of the articles necessary for, as well lirections how to make an artificial fly (though I am fully ıre the theory of the thing is useless.) Those who *can* ke a fly will understand me; those who *cannot*, I fear, will fit little by what I can here advance.

**Articles necessary to keep for Fly Making.**

Mohairs, of all colours and shades; before you use these them to see if they change colour. Sheep's wool ditto. furs—from a squirrel, hare, mole, water-rat, &c. Camlets ll colours. Feathers—wild drake (the back); cock-phea- (the breast and tail); golden ditto (the breast); star- (the wing); peacock (the tail and fibres thereof); lan- l, thrush, blackbird, and jay (the wings of each); plover top-knot); ostrich (the strippings of the black); the hers of a blue dun coloured hen, (which are not very ımon). The hackles from the neck and saddle of a cock; e you must have every variety of colour to be met with; e of a dark game-cock are the most generally useful. s of all colours. Flat and round gold and silver wire; te and dark wax; a sharp pen-knife; and a pair of small ors that will cut well down to the points, which should sharp. In short, there are numberless things that may sed for the purpose; but the above are most in request. low, having these materials, I shall suppose you are g to make a Palmer-fly, as it is termed. Look out your ; hooks (No. 6); some red silk, waxed with bees- ; some strippings of black ostrich feather, with a few red hackles;* then take the hook by the bend, be- n the fore-finger and thumb of your left hand, with shank towards your right hand,

point and beard of the hook under your fingers, but nearly llel with the tops of them; wards, take the silk, thus: it likewise about the middle of it, with your hook,

*Get all your feathers from cock-birds, if possible, as they are ger in the fibres, and brighter than those from the hen.*

one part lying along the inside of it to your left hand, other to the right; then take the part of the silk which towards your right hand, between the fore-finger and thu of that hand, and holding that part towards your left tig along the surface of the hook, whip that to the right th or four times round the shank of the hook towards the ri hand; after which take the gut, and lay the end along inside of the shank of the hook till it reaches the bend, thus:— then hold the hook, silk, and gut tight between the fore finger and thumb of your left hand, and afterwards give that part of the silk to your right hand, th or four whips more over the hook and gut, till it co nearly to the end of the shank; make a loop and faste tight; then whip it neatly again over silk, gut, and hook it comes near the bend of it; after which make another loop, and fasten it again, thus; — then, if the gut reach farther than the bend, cut it off, and your hook will be whipped on, and the parts of the silk will h from the bend of it; then wax the longest end of the again, and take three or four strands of an ostrich featl and holding them and the hook, as in the first position, the feathers to the left hand; and the roots of them in the bend of the hook, as is here shown, with the silk you waxed last, whip them three four times round: make a loop and fasten them tig then, turning the strands to the right hand, and twist them and the silk together, with the fore finger and thu of the right hand, wind them round the shank of the h till you come to the place where you first fastened; t make a loop and fasten them again. If the strand sh not be long enough to wind as far as is necessary round shank, when the silk gets bare you must twist more on after which take your scissors, and cut the Palmer's bod an oval form, taking care not to cut away too much of dubbing. Both ends of the silk being separated wax

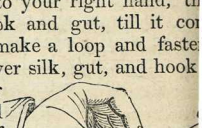

ıe next the bend again; then take the hackle, hold the ıall end between the fore-finger and thumb of your left ınd, and stroke the fibres of it with your right, contrary-ise to which they are formed, thus :—

ep your hold as in the first position, and—ace the point of the hackle in its bend, th that side which grows nearest the cock upwards; then ıip it tight to the hook. In stening it, avoid tying in the ıres as much as possible; the ckle being fastened thus, take by the large end, and, keeping e side nearest the cock to the t hand, begin with your right nd to wind it up the shank upon the dubbing, stopping ery second turn, and holding what you have wound tight th your left fingers, whilst, with a needle, you pick what ıres may have been taken in; proceed in this manner until ıu come to the place where you first fastened, and where end of the silk is; then clip those fibres off the hackle ıich you hold between your fore-finger and thumb, close the stem, and hold the stem close to the hook: afterwards ke the silk in your right hand, and whip the stem quite st to it; then make a loop, and fasten it tight. Take a arp knife, and if that part of the stem next the shank of e hook be as long as the part of the hook which is bare, re it fine; wax your silk, and bind neatly over the bare rt of the hook; then fasten the silk tight, and spread oemakers' wax lightly on the last binding (if the silk was fficiently waxed, just wetting the tips of your thumb and ıger, and wiping it smooth, would be preferable); then p off the remaining silk at the shank and bend of the hook, d also any fibres that may stand amiss.

This is Bowlker's description, with a slight alteration of y own. I have endeavoured, also, to make it more clear, illustrating with a cut each stage of the fly. Of course ıu are aware that the quantity of ostrich, as well as the ze of the hackle, must depend upon the size of the hook ıu dress; you should also tie it on so that the brightest le of the feather will be towards the head. If you want ribbed body, tie your gold twist in with the ostrich fibre;

wind the ostrich up the shank first, and then the gold twis
after, making them both fast together, thus : — By follow
ing this description, you may make a
great variety of Palmers ; and take my
word for it, from the Land's End to
John-o'-Groats, there are few rivers where a Palmer doe
not bear the palm. I keep them of all colours and sizes
and use them early and late, in preference to any othe
the May-fly,* in season, not always excepted. If eve
the winged flies supersede the Palmer, it is in clear wate
during the middle of the day. The white moth is a likel
one towards dusk ; but even here a large white roug
Palmer answers every purpose.

I will now give you Bowlker's description how to make
Winged Fly. First, hold your hook fast between the for
finger and thumb of your left hand, with the *back of th
shank* upwards, and the point towards your right hand ; the
take a strong, small silk, of the colour most predominant i
the fly you intend to make ; wax it well with wax of th
same colour, and draw it between your finger and thumb t
the end of the shank ; then whip it twice or thrice about th
bare hook, which prevents its slipping, and the shank of th
hook from cutting the gut ; which being done, take you
gut, and draw it likewise between your finger and thumb
holding the hook so fast as only to suffer it to pass by, til
the end of the gut is near the middle of the shank of th
hook, on the inside of it ; then whip the silk twice or thric
about both gut and hook, as firm as the strength of the sil
will permit ; after that, take the wings, which, before yo
began to make the fly, you had stripped off the stem, pro
portional for that purpose, and which lay with your othe
materials by you † (as you always should before you begin)
and place that side downwards, which grew uppermost be
fore, upon the back of the hook, leaving so much only, t
serve for the length of the wings, of the point of th

* *I have then had good sport with a rough-bodied, pale, yellow Palmer, on a No. 6 hook.*

† *Before you commence a fly, get ready as many pair of wings (wit one or two to spare) as you are going to make flies, as well as other ma terials in proportion, lay them by your side, and it will save time a well as prevent mistakes.*

ıme, laying it, reversed, from the end of the shank up-
ırds; then whip your silk twice or thrice about the end
ɔt of the feather, gut, and hook; which being done, chip
the root end of the feather close by the arming, and then
ip the silk fast and firm about the hook and gut till you
ne to the bend of it; and then, if the gut goes beyond
bend of the hook, cut it off, and make all fast; take then
dubbing, which is to make the body of your fly, as
ıch as you think will do, and, holding it lightly with your
ɔk, between the finger and thumb of your left hand, take
silk with your right hand, and, twisting it between the
ger and thumb of that hand, the dubbing will spin
elf about the silk, thus: —

ich, when it has done, whip it
ɔut the armed hook till you come
the setting on of the wing; af-
wards take the feather for the
ıgs, divide it into two equal
rts, and turn them back towards the bend of the hook,
one on the one side, and the other on the other side of
shank, holding them fast in that posture, between the
e-finger and thumb of your left hand; which being done,
rp them so down as to stand, and slope towards the bend
the hook; and, having warped up to the end of the
ınk, hold the fly fast between the finger and thumb of your
t hand, and then take the silk between those of your right,
d where the warping ends, and pinch or nip it with your
ımb-nail against your finger, and strip away the remainder
your dubbing from the silk, which wax again; and then,
h the silk newly waxed and bare, whip it once or twice
ɔut, crossing backwards and forwards from one wing to
other, till you make the wings stand properly; then fasten
d cut it off; after which, with the point of a needle, raise
the dubbing gently from the warp, twitch off the loose
irs, trim the wings both of one size (or your fly will not
im true), and the whole is completed.

Red Spinner. Ant Fly. Gnat.

This plan will answer for all winged flies; the only differ ence consists in the size of the hook and material used Sometimes a piece of hackle or feather is bound near the head of the fly, under the wings, to imitate the legs, as is here shown in the White Moth. There are many other ways of making the Winged Fly, as well as the Palmers; but it would be useless to describe them. You

*must* see a few made, and then your own ingenuity will promp you the readiest means to take to imitate the fly on the wate It is only to the gentleman, or country angler, having n convenient market to purchase his tackle, that this part o the work can be of any service. To such I shall give a lis of the usual flies, with the materials used for making them and from that list I will select, for the general reader, suc as *I* have been most successful with. But, observe, som parts of England produce flies not found in others; conse quently, it would not be advisable to condemn any fly be cause it is no favourite of mine. Upon that principle, might say the May-fly was useless, because it does not tak Trout in the Wandle.

In tying a hook, you must follow the directions given i page 75, down to line 14, page 76, in making a Palmer, onl use shoemakers' wax for your silk; * then wind it roun the end of the shank of the hook (taking the gut in with it two or three times; then twice round the gut without th hook, so as the silk may lie between the gut and extremit of the inside of the shank of the hook, to prevent its cut ting the gut; this is called the arming: it will now ap pear thus:—



* *If the wax is brittle, draw it out, and double it several times till i gets tough, then wax your silk, and keep the wax in the palm of you hand till you have completed what you have to do; sometimes it wil want a piece of tallow mixed with it, particularly in cold weather.*

hen wind your waxed silk* firm and close up the shank f your hook till you come near the bend thus, as is here xemplified on a large scale, for he sake of perspicuity: then ut off the first end of the silk, nd the small piece of gut or air projecting from where you ave now bound up to, and ind one or two turns more: hen lay the end of the silk under the last turn, leaving a oop sufficiently large to let the bend of the hook pass hrough each time you turn it round the shank. After you ave passed it about three or our times, thus,—you may raw the end of the silk till he loop disappears; cut the nd off close, and it will be ll fast; then wet your finger nd thumb, pass the waxed art tight through them, and will appear smooth and neat.

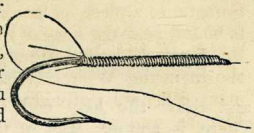

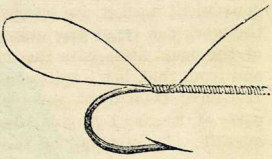

If the loop sticks when you endeavour to draw the silk, put close to your mouth, and breathe on it, which will warm he wax and prevent the silk breaking; this remark applies o all waxed silk bindings.

The hook being generally made long enough in the shank o dress a fly on, will often require a piece to be broken off, n which case rub the broken end on a piece of stone till it is mooth, which will prevent its chafing the gut or hair to hich it is attached.

When you have an accident with your rod, cut the roken parts smooth, in a slanting irection, so as to fit each other, hus:—then, with some waxed silk, hread, or fine twine, bind it slanting, along the whole ength towards your right hand, as it is here shown; then ind it over this, regular and lose together, all the way ack, till you get past the join; hen take the other end of the silk, lay it so as to form a

* *Fine silk doubled (before it is waxed) is better than coarse silk for ying a hook; if dressing a fly, it must be very fine, and single.*

loop, and bind the former one four or five times further put it through the loop thus :—

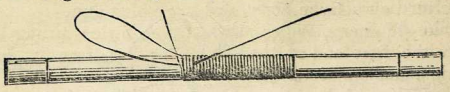

and draw the loop end tight, which will hold all fast There is another way of fastening off, but this is easier and answers very well for a temporary purpose. The same plan may be followed, in miniature, for binding caps fo floats, &c.

---

The Silver-ribbed Jay Salmon Fly.



*A List of such Flies as are known to many Anglers, with th Months they are generally produced in.*

*March*— The dark brown, whirling dun, black gnat, blu dun, black and red palmers, bright brown, and red fly.

*April*—March brown, spider, granam fly, blue dun, re fly, palmers, yellow dun, violet fly, little whirling dun, an horse-flesh fly.

*May*—The May fly, small ditto, palmers, cow dung fl little iron blue fly, yellow sally fly, stone fly, dun cut, cam let, coachman, humble bee, and oak or downhill fly.

*June*—Oak or downhill fly, yellow sally fly, shorn fl large red ant fly, black ditto, brown palmer, humble bee, o fly, sky-coloured blue, cadis fly, blue gnat, small black gna red spinner, peacock palmer, and moths.

*July*—Shorn fly, sky-coloured blue, blue gnat, large re

it fly, large black ant fly, brown moth, Welchman's button, range fly, wasp fly, humble bee, black palmer, represented ith silver twist on the body, and large blue dun.

*August*—Palmers, Welchman's button, little whirling blue, tle pale blue, small red and black ant flies, fern fly, harry ng legs, and brown moth.

*September*—Small red and black ant flies, little pale blue, d willow fly.

---

*The following List contains the most successful ones. viz. :*

The May fly, red, black, peacock, white, and other lmers, blue dun, stone fly, Harding's fly, or coachman, mble bee, black gnat, red spinner, red and black ant flies, own and white moths, pale blue, willow fly, and March own ; for Salmon, any large gaudy fly.

The Peacock Salmon Fly.

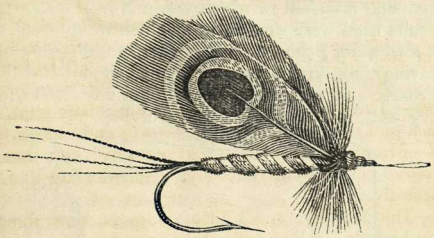

# CHAP VIII.

## ON SEA FISHING.

With regard to this subject I can say but little, not havin had much experience (the whole of it being confined to a fe weeks sojourn at Margate); but as the rapid strides of steai by land and water will soon bring the coast close to Londor as regards time; and as many of my readers no doubt wi avail themselves of the opportunity thus afforded for a sum mer excursion, I shall describe as concisely as possible th means I saw used by the person who was considered the mo expert angler of the parties I went out with.

First. The Lines were of laid or whip-cord, about thrice a strong as that used for whips, and about 50 yards long wound round a common cross, to which was suspended piece of whalebone taper at each end, and about 20 inche in length, with a bobbing lead in the centre; at each extremit was fastened with a slip knot about 10 inches of finer twin or plaited silk, attached to which was a No. 2 hook.

The baits used were sand worms, which we dug out of th sand at low water; (you may see where to dig for them b their leaving their dirt in heaps.) When baited it had the fo lowing coarse and rough appearance, but answered the pu pose very well, as they caught plenty of fish.

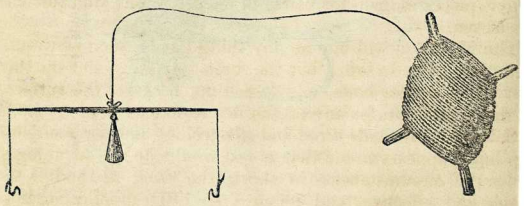

I think, if the weather had been calm, finer tackle woul have answered the purpose better; though on this occasio

e water was not very rough at the commencement of our ort; but the wind increased with the tide, and produced swell that all our London Swells could not stand against, d brought on such qualms (not of conscience) that induced r unnautical party to seek the shore, leaving the other ats crew in full possession of the ground; but whose perverance was but ill repaid, as they returned in about an ur, having caught only one fish after we t. One of the party used 4 hooks, thus: t his success would not warrant me in re-mmending it.

I was told the only other baits that succeeded were, lob rms, shrimps, and pieces of any fish cut up. Captain illiamson says the best bait for sea fish is "the Animal-wer, or Actinia societa." From his description, I should ink he means what is vulgarly called the Jelly fish; but the st named bait will answer very well for Codlings, Had-ck, and the usual fish found near the shore.

The greatest difficulty in sea fishing is to discover when fish bites; this is to be known by letting your lead rest on e ground, and then rising it about a foot, which will leave ur worms just off the bottom, (which should be sandy, elving, and not more than 30 or 40 feet deep, sometimes allower) then let your line rest on your hand, and you will el the fish if he bites, though the rising and falling of the at will often deceive you until you have had some experi-ce in the method.

The Conger Eel, Halibut, Skate, Cod, and Turbot, are ken after the same fashion, only much stronger tackle, ger pieces of fish for baits, in deeper water, and further t at sea.

The Mackerel will bite at any thing gaudy, such as tinsel, a piece of red cloth; but the best way is to cut up the st fish taken for baits, and to fish much nearer the surface the water than for any of the before-named fish.

Salter recommends a rod and silk trolling line for sea fish-g, but it appears to me that a rod would be no advantage der the circumstances, in short, the usual method is so mple and effective, and requires so little practice, that I ould not have mentioned it only for the purpose of ac-ainting my readers with the small quantity of necessary ckle to be taken with them on such an excursion.

## GENERAL REMARKS.

Throw your fly as light as possible on the water; which having done, immediately raise the point of the rod, watching with attentive eye the direction your fly takes, that you may strike the moment the fish rises; occasionally you must as the practical poet says—

> "Upon the curling surface let it glide,
> With nat'ral motion from your hand supplied;
> Against the stream now gently let it play,
> Now in the rapid eddy float away."

Always let it have the motion of the living insect as near as possible. When you are angling for Chub in deep water where there is little stream, throw to the opposite side, where shaded with trees, or close under the bank, then draw it gently forth; and when a ripple follows it, wait till the water forms a ring, then strike, and the fish becomes an easy prey. The most favourable times for Fly Fishing are, early and late; or, if a moderate breeze from the south or west, with a cloudy sky, you may reckon on having sport at any hour in the day; the ripple on the water caused by the wind, deceives the fish in his sight, both with regard to you and the fly. When the water is a *little* coloured after rain, they will take the fly freely; it is well to notice the spot where a fish rises, then cast your fly about a yard beyond him, and as much above as you see necessary, so that the stream will let you draw it across the place, then, in all probability, he will take it. By carrying a few well scoured marsh worms with you, it will enable you often to take a brace or two of fish that you would not otherwise have caught; for instance when they are cutting weeds, or letting go a flood-gate, hook a worm on (on your fly if in haste), as at these times they rush eagerly forward to devour what may be washed down. The top of the water being foul, you would not be able to use your fly at this time. When the water is bright, use a lighter fly than when it is coloured; some flies only skim on the surface of the water after a shower of rain, and observe, all flies are smaller of their kinds, in hilly countries like Scotland, than in more cultivated and sheltered parts; if fishing for Chub, your fly ought to be large; the humble bee is the

ındard favourite during the day. and the large white and ey moths of an evening; in short, the Chub will take al- ɔst any large fly. I usually have them tied on No. 4, or ɔ. 5 hooks, unless the water is very low and bright; then ıct as before stated; it is useless to throw your fly for a h that jumps high out of water, as he is playing, not ɛding.

In spring, the fish are all in shallow and sharp streams, in e act of spawning; at this time they do not feed well, at ıst I have never had much success from the beginning of ɔril till July, (Fly Fishing for Trout, &c., and Pond Fish- ʒ excepted.) August and September are the pleasantest ɔnths in the year for Bottom Fishing, when the fish first gin to retire to the deeps. I have no doubt the fish feed either the young weeds or insects found therein, as they ver leave them from their first springing forth in April, till ey get rotten and bitter in August, or later.

You must also pay great attention to the following re- ırks. You should have fine tackle; for example, single ir for Roach, Dace, and all such fish as the strength will mit of; fine gut for the fly, and not less than two yards d a half of it between that and the extremity of the fly- ıe (unless for Salmon, then some use twisted gut); clean d fresh baits; keep yourself as much out of sight of the h as possible; if using a float, have as light a one as the ream will admit of; it causes less resistance when a fish ɛes; if fishing with gentles or paste, you must strike the ɔment they bite. Pay attention to these rules, and you ll generally meet with such success as will repay you for e trouble of perusing this little work.

Mr. Richard Penn, in his highly entertaining "Maxims d Hints for Anglers," judiciously states, "much valuable ıe and many a good fish may be lost by playing with him ɔ long. *Put him into your basket at the first convenient op- rtunity.* Every thing depends on the manner you com- ɛnce your acquaintance with him. If you can at first pre- il upon him to go a little way down the stream with you, u will have little difficulty afterwards in persuading him to you have the pleasure of his company to dinner." In other passage he humourously remarks: "When you have t hold of a *good* fish, which is not very tractable, if you

are married, *gentle* reader, think of your wife, who, like th fish, is united to you by very tender ties, which can only en with her death, or her going into *weeds*."

Best, in his Treatise on Angling, says, "you will very ofte meet Trout and Carp at Brentford," (query, did he mean o a market day?) notwithstanding many mistakes of this kind it has some useful information on Fly Fishiug. You ma also gain information from "Bainbridge" and "William son;" or, for Salmon Fishing,* the Driffield Angler. th author of which evidently describes what he has practised Salter does the same in Bottom Fishing; but, as works o general amusement, they are inferior to Walton and Cotton' Angler, that has become a universal favourite, and will re main so while the fields retain their wonted verdure; bu divested of its poetical rustic beauty, it would fall far sho of many modern works in point of information on the sub ject of angling.

* *If I here attempted to teach what I do not understand (Salmo Fishing to wit), I should in all probability fall into the same error M Best does on Thames Fishing. Every kind of angling described in th work I have a practical knowledge of, unless otherwise expressed.*

# CHAP IX.

**DESCRIPTION OF RIVERS, PONDS, &c. &c.**

## THE THAMES.

s I shall endeavour to confine myself to the subject as uch as possible, I will place myself at

STAINES NEW BRIDGE,

here I have not had much sport, the depth being upwards f 20 feet; of course, nothing but Ledger-fishing would be kely to give you any return for your trouble,—a style of ngling much followed in this river, where it frequently pro-uces many Barbel, as well as occasionally a Perch or Eel. assing downwards, I shall just mention that beautiful ot,

LALEHAM,

here there *used to be* many Skeggers* (something like a nall Trout or Salmon) caught in the shallows in the spring the year, with a fly-line and gentle, on a small artificial y (See *Fly-fishing*,) Leaving Laleham, I know of no good ace till you come to

CHERTSEY DEEPS,

ere you may take plenty of the usual Thames fish, such as arbel, Perch, Roach, Dace, Bleak, (and Gudgeons on the ours;) there are a few fish called Pope, which come out the River Wey, that empties itself into the Thames here-out (See *River Wey*.) The next place is

SHEPPERTON DEEPS.

here the Barbel often run large, as they do also in the eeps at

WALTON.

I here, as well as in the forementioned places, allude to

* *Of late years they have been very scarce (as have also the Shad d Smelt.) I feel convinced the refuse from the Gas Works caused the ertion of all fish from their vicinity, though I believe the Legislature endeavoured to remedy it.*

punt fishing; but there are likewise plenty of good spots t angle from on the banks, all the way from Staines to Rich mond, which you may generally discover by the deep an curling eddies, as well as by the grass being worn off b former sportsmen standing thereon; this remark I hav found of great service to me at many places to which I hav been a stranger. From Walton you may pass on to

## HAMPTON,

where there are plenty of fish in the deeps, as there are als at *Hampton Court Water Gallery*, where you may, as well at some other parts of the river, occasionally meet with Trout or two, the largest and best of the kind in England they are generally from five to ten pounds each, though confess they are scarce: (I do not think they breed abo here, but grow to a large size when they get into this pa of the river, the same as the Carp and Tench in the Lea there are also many Eels, some good Perch, and a few Jac in different parts of the river.

## THE SWAN, AT DITTON,

ranks high among the favourite resorts of the Londo angler, where he may meet with every accommodation can wish for, with as good a prospect of success as at an part of the river that I am acquainted with.* There a many fine Gudgeons caught during the early part of t season from here down to Richmond (See *Gudgeon-fishin* After the Swan, we come to

## KINGSTON,

another good situation for angling from a punt, or from t shore on the Middlesex side, during the early spring montl The ancient wooden bridge used to harbour a great quant of fine Barbel, &c.; but those decayed piers have be pulled out to make way for the present noble structure

* *I consider this neighbourhood the most productive of every thing angler can desire, as the distance from London is not above two miles, with the chance, if you stay a day or two, of spending y evenings in company with some old sportsmen, from whom you n learn something; a circumstance that has entertained me nearly much as the sport itself.*

one, which affords no encouragement to the fish, though ıere are still plenty in its vicinity. We now come to

TEDDINGTON LOCK,

ı efficient spot for Barbel.

TWICKENHAM DEEPS,

ford sport for the angler, with the *King's Head* and *George*, ɔod houses of accommodation. From here I should say e chance of large fish rather falls off towards

RICHMOND.

ıere are still some good places for angling; but the fish n smaller. From Richmond downwards there is nothing ɔrth noting till you come to

PUTNEY BRIDGE,

place I recommend to the London angler, who has but a *w hours* to spare. Here you fish the tide *down* until low ıter (spring tides excepted, which run too rapid for the st three hours; the flood tide is no good to the angler,) e last two hours of the ebb tide; if the fish leave off ting at the pier-head, I would advise you to try under the ches, along the side of the piles, in the deep water, where autumn the large Roach lie: the best piers to angle from e on the Surrey side of the river; though of late years e fish have taken their autumn abode more in the middle the river, the removal of old London Bridge having much creased the rapidity of the stream, and reduced the chance success to the angler. Your boat should be moored to e bridge in the manner here described in a bird's-eye ew.

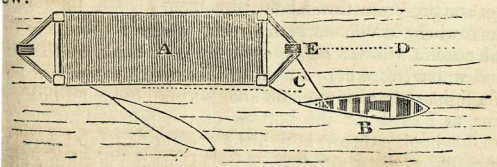


the pier of the bridge; B, the boat; C, a staff fastened the piles to keep it steady, and just the length of the rod ɔm where your float swims; the dotted line D shows the

direction your bait should take from the pile E, where you should let your line sink (as close to the bridge as possible if the tide runs quick,) otherwise your bait will not reach the bottom till it is at the end of the swim. Having moored your boat as before described,* if near high water, you must have a stiff rod (See *Bag-rod,*) a long line, and a float that will carry eight or ten large, or a quantity of small shot. Towards low water you must change your line and float for a lighter one; the hook for this sort of fishing should be No. 10. Some use two hooks, one a foot above the other, but I have generally caught as many with one; two are apt to catch one another in sinking: besides, nine out of ten fish caught in this manner are on the bottom hook, a circumstance that will convince you of the necessity of fishing close to the ground. Having your tackle ready, proceed to plumb your depth, without which you might as well fish in a pail; and mind you try your depth frequently as the tide falls, your success so much depends on your bait just dragging along the ground, which it will do here, the end of the swim being a foot shallower than the middle, where you take your depth; then throw in (at the top of your swim E as the tide will wash it down fast enough) plenty of ground bait in large balls (See *Ground Bait,* Nos. 3 and 2;) bait your hook with two or three of the largest gentles. By these means you may reckon on good sport from June till October, or sometimes later: the dotted lines show where to place your boat, if you fish under the arch towards low water. Leaving the bridge, I will just mention Wandsworth Creek, where there are many Dace, with some Roach and Eels, and a few Flounders. I have spent many a pleasant day, starting from town about three hours before high water and rowing to Wandsworth Creek, where I place my boat under some willow trees, against the osier bank, up the right hand water (from here I used to take my clay;) where I put on a light rod, a single hair line, with a porcupine float, the same as I used for the bottom of the tide at Putney, and No. 11 hook; throw in a little ground-bait, and you will generally catch two or three dozen Dace the last hour and

* *When fishing in the tide, occasionally observe the head of your boat, that it does not hang out of water, in consequence of the tide leaving it; in which case, let out more of the head line or painter.*

alf of the flood-tide: when it falls a little, the fish leave ff biting here, and that is the time to take your boat to utney-bridge, where you may fish the tide down. I used enerally to leave off at Putney three quarters of an hour efore low water, so as to have the tide in my favour home. t

## BATTERSEA BRIDGE

here are some Roach and Dace, but very few Barbel, so that ou may fish safely with single hair, though it is of less ad- antage in the tide than in smooth, clear, and steady water. Ve are now getting too near town to expect much sport; till there are Roach and Dace to be caught at Vauxhall, Westminster, and the other bridges, where the kind en- uiries of "What sport?" "Do they bite?" "A maggot at ne end, and a fool at t'other," with occasionally a handful f dirt or a stone coming in the water, or on your head, enders angling any thing but an amusement.* I shall leave ne Thames with this remark, that I should place it before ny other river (near London) for bottom angling, was it not r the great drawback, if you fish in the best places, of eing cramped up in a punt or boat all day; not but there e, as I said before, a great many good places to angle om on the banks above Richmond. In punt-fishing, the oatmen of whom you hire the punt know the best places here to fix it much better than I could describe them, as ch man is well acquainted with the localities of his own eighbourhood. Angling in this river is prohibited, under a eavy penalty, from the 1st of March until the 1st of June, consequence of its being the spawning season.

## THE RIVER LEA

es in Bedfordshire, and runs from thence through the aces hereafter mentioned, dividing Hertfordshire and Mid- esex from the county of Essex, until it empties itself into e Thames at Blackwall; during the whole course of which is difficult to mention a place that has not its admirers; in ort, it abounds with fish in every part. Most of this ver is private or subscription water, which in the upper rts is one guinea per annum, in the lower ten shillings d sixpence; but being nearer town, and much frequented,

* *Vide* "*Seymour*," "*Cruikshanks*," *&c.*

the fish are more shy, and not so plentiful or large as higher up. I shall begin my description of this river near Hertford, where, a small distance from the town, in the Hertham Stream, I have taken a few Trout and many Dace with an artificial fly, and once, when the may-fly was on, I caught a good dish of fish with the real fly, in and about a bend of the River, where the water runs sharp; but I have not fished *much* above the

RYE-HOUSE WATER,

which begins at Black Pool, and continues about two miles down to the River Stort: it is all deep heavy water, and favourable for bottom-fishing. From the King's Arms (where you may have excellent accommodation, the distance from town keeping the company select;) you may meet with plenty of good Chub, Roach, Jack, and Perch, all the way down to Crane's Pool, which joins *Page's*, at the bottom of Oak-tree Field. Page keeps a public-house, and has about a mile of good water, (but he nets it and sells the fish, of which he makes no secret), below which is about three quarters of a mile of public water belonging to Nazing parish this extends to Carthagena Fall, where the water rented by the Messrs. Want begins; here are always a few large Trout as well as many Perch and Jack. From the Weir there are plenty of fish all down to the Crown, a house I would recommend the Angler to go to; he will want no persuasion of mine to go again: here is "The Angler's Home."



THE CROWN, AT BROXBOURN BRIDGE.

I can no more get past this house without saying something in its favour, than I could walk or ride within three miles of it without calling; I cannot give the old toast, "May you never know *want*, but by name," for here are two* Wants, the more you know of them the better you'll like them. At this place you will find two water-falls (Carthagena and King's Weirs), with about two miles of good water, containing plenty of Jack, Chub, Roach, Perch, Dace, &c.; the trout here are good and large, but scarce, (there are no Trout streams of any note near London, but what are private, and, generally speaking, enclosed); about 200 yards below King's Weir commences Mr. Saunders' water, where there are some Trout, with plenty of large Jack, Chub, Dace, Eels, Perch, Roach, and Barbel; the latter fish I never saw caught either here or at Broxbourn, until the year 1832, when some very large ones were taken, I know them to be abundant about King's Weir and some other parts. Two miles below King's Weir the water belonging to Government begins, and continues to

## FLANDER'S WEIR AND COOK'S FERRY,

both rented by Mr. Weekes; they are open for subscribers, at one guinea per annum for Jack, and 10s. 6d. for Bottom Fishing; with day tickets for the latter only, at one shilling, and contain a fair quantity of Jack, Perch, Chub, Barbel, Roach, Dace, Bleak, &c., with plenty of fine Eels. This is a pleasant place enough, where the subscribers meet and enjoy the sport; the water here has the same sort of fish as the last mentioned.

## FORD'S, TYLER'S, THE LEA BRIDGE, AND WHITE HOUSE WATERS.

The latter mentioned places differ from those higher up, the fish being neither so numerous or large; there are fewer Jack, and a Trout is a rarity indeed; the Gudgeons are more plentiful, but here you must exert your utmost skill, the fish being so shy from continual annoyances; the distance from town rendering it easy of access, the water is

* *Tom Want and his brother, as civil and obliging as any men can be, and very jealous of any other want approaching you. They have now made it a subscription water of one Guinea per Annum, with day tickets for Bottom Fishing, at one Shilling per Day, and for Jack Fishing, at two Shillings.*

thronged with anglers; some of the best I know use the Lea Bridge water, where occasionally they take a good dish of fish, particularly Gudgeons; at these latter places the young angler will see that attention paid to tackle, baits, depth, &c., that ought to be impressed on his mind as things of the first importance. I forgot to mention that in this river there are a few very fine Carp, and occasionally a Tench. I took several Salmon in the White House Water, many years since, at Christmas time: the river was full of them that season, but they were unwholesome, being covered with red spots, and the means by which they were taken not sportsmanlike, catching them foul with snatch hooks. A man, of the name of Milner, speared an immense number. I think they were stopped in their course to the northern rivers by the severity of the weather, or some other cause, as they never were seen here in such quantities before. Below the White House there is nothing worth recording. I shall conclude by stating, that I consider the Lea one of the finest rivers in England for the angler to try his skill in: here he meets with every comfort in the shape of good eating and drinking, at a reasonable price, as well as good company, and generally good sport. The style of fishing, and great breadth of water, qualifies him for any river in the kingdom, either with the fly, troll, or worm. The North Eastern Railway running parallel with the River Lea enables you to go to any part, and return the same day, allowing plenty of time for angling.

### THE RIVER COLNE

has a great abundance of Trout, Jack, Chub, Perch, Roach, Dace, Eels, Craw, or Cray Fish, &c., from its sources in the neighbourhoods of St. Albans and Two Waters, down to Watford, Rickmansworth, Denham, Uxbridge, and Iver, where there is a good piece of water preserved for anglers by Mr. Parr, of the Trout; the subscription to which is ten shillings per annum, day tickets one shilling. From Iver, down to Drayton Mills, and on to Longford, you may still find some Trout, with plenty of Jack, Perch, Chub, large Dace, Roach, Gudgeons, &c. This River, from Uxbridge down, resembles the Lea in many parts; the season for, and manner of taking the fish, is very similar, but higher up it is more of a Trout stream, having some good mill

reams tributary to it. I should not be doing justice to iis River without placing it next to the Lea for bottom shing, and decidedly before it for fly fishing: the Trout be-ig in some parts very numerous, and the Dace growing ouble the size they do in the Lea or Thames; I never saw Thames Dace weigh above eight ounces, nor until *I do e it* will I believe that they are produced above that weight *that River*—I mean avoirdupoise, not "Fishermen's eight."

### THE RIVER MOLE.

This singular river gradually filters away until it loses it-elf, and runs some distance through the earth, when it gain emerges by degrees, and forms a considerable river. bout Leatherhead it has plenty of small Trout and large ace, with a few Chub, for the fly-fisher, besides Roach, erch, and Jack, for the bottom angler; the river here is ide and shallow, but lower down, as it takes its course to-ard Moulsey, where it empties itself into the Thames, it as plenty of deep heavy swims, where you may take Roach, ace, Chub, Bream, Pope, Perch, Jack, Gudgeons, Eels, &c. eatherhead used to be a favourite spot of mine while the Iay-fly was on, which are here in great abundance. During iis season, if the water is clear, and you get the wind at our back, you may have excellent sport. Though I never aught but one Trout over a pound here, I have made up r it in number; they seldom run above eight or ten ounces weight. For a mile downwards from the bridge is the est part for this amusement; there are fish to be caught Dorking, &c., but I never tried much above Leather-ead, and there principally with the May-fly. There are me miles of this river, near Moulsey, preserved for anglers, he tickets are three guineas per annum, and admit two.

### THE RIVER WEY.

In this crooked little river, which empties itself into the hames at Weybridge, there are many fine Eels, as well as rge Jack, Chub, and Perch, but the water is often thick, ie soil through which it runs being clay; there are many rge Bream, as well as Roach and Dace. This is the only ver in which *I* have taken any quantity of the fish called ope. A young angler may here catch Chub with an artifi-

cial fly, the river being full of bends, and in parts well shaded with trees and sedges; there are also good harbours for fish, many trees and roots living in the water; it is not requisite to throw a long line, as the river is narrow, and you can keep out of sight. I have generally succeeded with the large red or black palmers, but whatever fly you use let it be large.

### THE RIVER WANDLE.

runs through Carshalton, Beddington Park, Hackbridge Mitcham, Phipp's Bridge, Merton, and a little place called Summer's Town, down to Wandsworth, where it empties itself into the Thames. It abounds with fine Trout and Eels from its source down to Mitcham. The greatest quantity of Trout I ever saw were in that part of the river which runs through the park of Sir John Lubbock; the average weight of which was a pound, though many were larger: lower down they get scarce, and at Phipp's Bridge and Merton there are a few small Jack; below Merton, at the Copper Mills, you fiill find a few Trout and some Perch, but the Roach and Dace become numerous; some of the Dace here and in the river Colne, are larger than in any other place I know of. The Trout in this river do not come in season so early as in most others, particularly in the upper parts: I have taken them at Carshalton the end of May, quite lank and black. As nearly the whole of this river is private property, enclosed, and the owners very tenacious of granting liberty to the angler, I shall simply address myself to the favoured few who can get permission, by saying that they may in some parts of this river enjoy a day's Trout fishing equal to that of any other river in England, with a fine opportunity of practising that pleasantest part of the art, "Fly Fishing." May and June are the best months for the Wandle. It is a singular thing, and worthy of remark, that the May fly, so common on all other rivers, is never seen here.

### THE CRAYFORD RIVER

runs through Bexley and the Three Crays, in Kent; most of it is private property, and has a good supply of Trout Perch, Eels, &c., but I have never had permission to angle in any part, so cannot describe it from experience.

### RAVENSBOURNE RIVER.

This is a small rivulet that runs from Sydenham to Lewsham, by the back of the church, below which I have never een. Here I have caught with a worm, and No. 7 hook See "Strolling,") some large Dace and small Trout; you ıay likewise use an artificial fly with a few yards of line, nd a ten or twelve foot fly rod; but I cannot say much in raise of this river.

### THE NEW RIVER

ises at Ware, in Hertfordshire, whence it takes its course to ondon. This river contains some good Chub, with plenty f Roach, Dace, Perch, Gudgeons, Bull Heads, Loach, Minows, &c., a few small Jack, and *some* excellent Carp and els. There are some Trout in it near its source, but I cannot recommend it to the angler, it is so much netted in the ublic parts. In the preserved parts about Southgate, Enfield, &c., if you can get permission, you may be well amused, ut with the exception of Carp and Eels, which are scarce, ıe fish run small; in short, the same trouble that takes you the New River will take you to a more likely place, the ea running almost parallel with it.

### THE RIVER BRENT

, during the Winter, unworthy the name of a *river*, and in ummer almost dry; but about Finchley and Hendon there e many holes that contain Chub, Jack, Eels, &c., but not ıfficiently numerous to be worth angling for. In short, it ould be drained entirely by the Haymakers laving out the oles, if it was not for three sheets of water near Hendon, ıat preserve the fish, which are washed out into the other ırts by the floods in winter. It empties itself into the hames at *Brentford Bridge*.

### THE SERPENTINE.

Here, as well as in the other waters in the parks, you will ıd large Carp, Tench, Perch, Roach, Dace, Rud, and Eels, few Roach and Perch, and once a Tench, are all the ;h I ever took here.) You must have permission of the anger to angle, but I can assure you it is not worth the ouble of obtaining; the fish generally run small, the Carp ıd Tench seldom being caught here, except with a net, when ey want to stock any other ponds. The late Mr. Baker,

the Deputy Park-keeper, told me he put seventy-two brace o Jack in here many years ago; but although he continually laid night lines and live bait trimmers for Eels, he neve caught but one Pike: there are plenty in the water, an large.

**DAGENHAM BREACH,**

A large pool of water in the Marshes, near the Thames, op posite the Half-way House to Gravesend, contains an im mense quantity of Rud, Bream, large Perch, Jack, Carp Tench, and Eels. This water is now open to subscribers from the 1st of April till the 31st of October, at one guine per annum. Many of the Perch here are very large: I sav four caught one morning that weighed 9 lbs.; I have one o them stuffed that weighed $2\frac{3}{4}$ lbs., but I have since see larger caught in the East India Docks.

**The East India, West India, Commercial, and Surrey Canal Docks.**

In all these places you may catch Perch, Roach, Eels Bream, sometimes Carp and Tench, with now and then Jack. I never fished for Smelts, though there used to b some in these Docks, the first three of which are private the Surrey Canal Dock is open to subscribers. In the Eas India Dock I have taken two or three large Perch. A youth by the side of me took two one morning that weighed 6 lbs. but the angling here is unpleasant, the water being 25 fee deep at the edge (See *Dock Fishing*.)

*Surrey Canal, Grand Junction Canal, Regent's Canal, Hamp stead Ponds, Clapham Common Ponds, &c.*

These places I shall recommend to such anglers as wish t have their patience proved, not that I admit this to be a ne cessary qualification for an angler, though the bystander ge nerally lets you know by his remarks on *your* patience, tha his *own* is most woefully exhausted; like every other amuse ment, it wants a taste for the sport to render it agreeable There are other places within twenty miles of London, bu these are all I am well acquainted with.

* *You must get permission of one of the Directors of the East Indi Dock Company to angle here.*

THE END.

| | | Pag |
|---|---|---|
| Chap 1st | Description of fish | 7 |
| | remarks of different Months | 38 |
| 2 | Of tackle | 41 |
| 3 | " Baits | 50 |
| | Ground | 53 |
| 4 | Bottom fishing | 54 |
| | Dock " | 56 |
| 5 | Trolling | 62 |
| 6 | Fly fishing | 71 |
| 8 | Sea Do | 84 |
| 9 | Of Rivers Ponds &c | 89 |

University of British Columbia Library

DUE DATE

| | |
|---|---|
| | |
| | |
| | |
| | |
| | |
| | |
| | |
| | |
| | |
| | |
| | |
| | |
| | |

FORM 310

University of British Columbia Library
DUE DATE