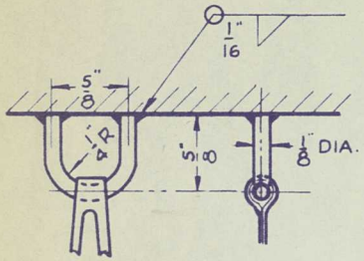


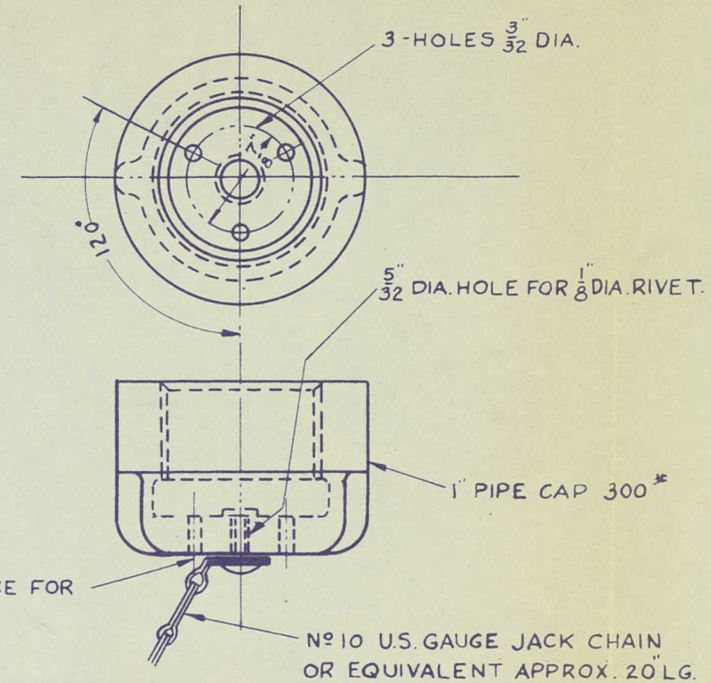


| REFERENCE: MLW DRG. № 632-Q-9660 - PAPER TRACING DATED DEC. 14-56. | | |
|---|---|---|
| APPROVED | CHECKED:- F.N.C. DATE:- MAR. 5-58 | TRACED:- A.J.R. DATE:- FEB. 11-58. |
| APPLICATION | REVISED | ALTERATIONS |
| | | |
| | | |
| | | |
| | | |
| | | |
| | | |
| | | CLASS |
| | | DIESEL UNITS WITH STEAM GENERATORS |
| | | |
| | | |
| | | |
| | | |

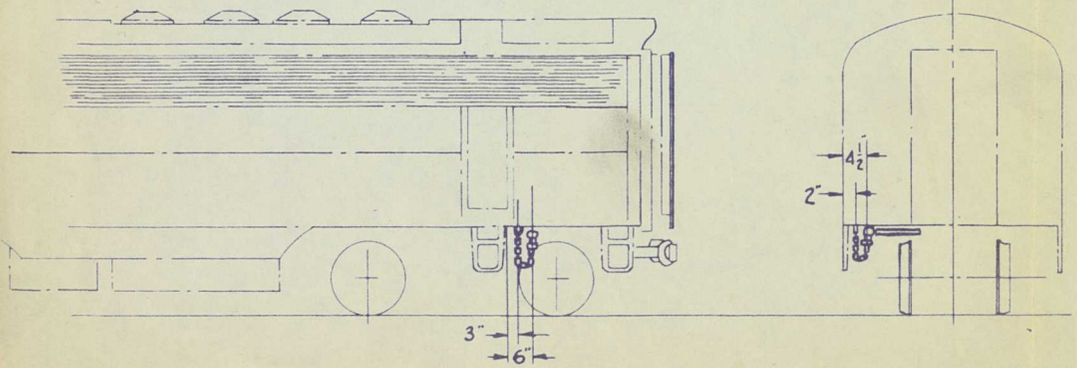


DRAWER No 4

CANADIAN PACIFIC RAILWAY

MECHANICAL DEPARTMENT.

PIPING

CAP FOR STEAM GENERATOR WASH OUT OUTLET PIPE.

B-58-DL-41

11-51
M.P. 17

FILE 42601/53

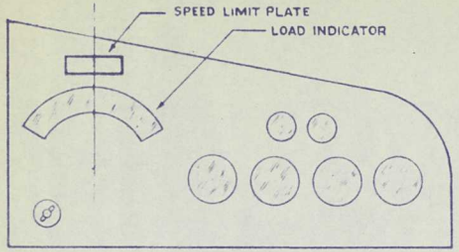


LOCATION Nº1

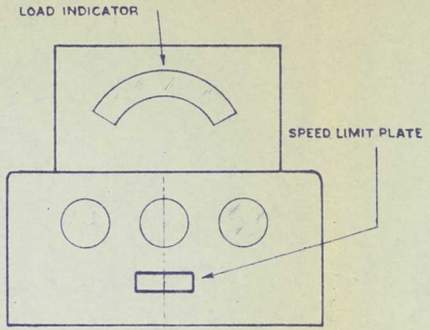


LOCATION Nº2

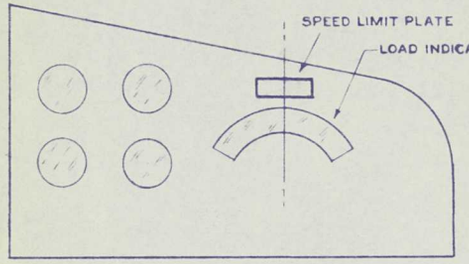


LOCATION Nº3

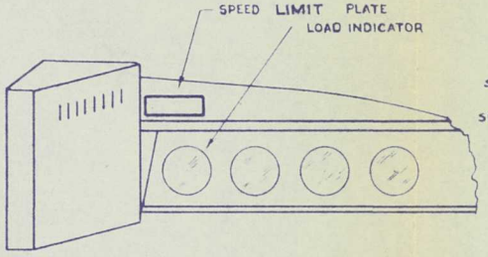


LOCATION Nº4

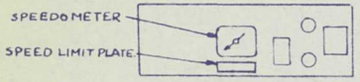


LOCATION No.13

REFERENCE

APPROVED | CHECKED F.H. DATE April 6th 1953 | TRACED W.B.P. DATE FEB. 3RD 1952

| INSTRUCTION SHEET No | APPLICATION | REVISED | ALTERATIONS |
|---|---|---|---|
| | | (A) Nov 25th 1953 | NEW LOCATION ADDED FOR DFA-16f CLASS |
| | | (B) NOV-3 1954 | LOCATION No. 10 ADDED. |
| | | (C) DEC-15 1958 | LOCATIONS No. 11, 12 & 13 ADDED. |

| LOCATION | CLASS |
|---|---|
| 1 | DFA-15cd- DPA-15 DPA-17a |
| 2 | DRS-15cd DRS-17 |
| 3 | DPA-22a |
| 4 | DFA-16bcdg |
| 5 | DFA-15ab DFA-16aef |
| 6 | DRS-15ab DRS-16abcefgk DRS-18 |
| 7 | DS-10abcdehJkmn DS 6 |
| 8 | DS-8ab DS-12a |
| 9 | DRS-10a DS-10fg |
| 10 | DS-9a |
| 11 | HS-5 |
| 12 | DRS-12 |
| 13 | DRS-16dRj DRS-24 |

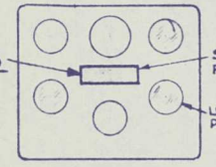


LOCATION No 8

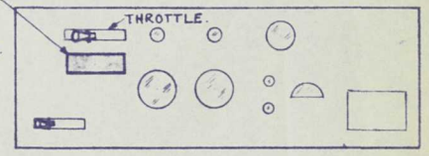


LOCATION Nº9

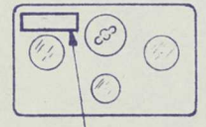


LOCATION Nº10

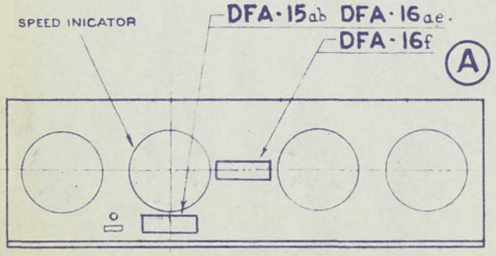


LOCATION Nº5

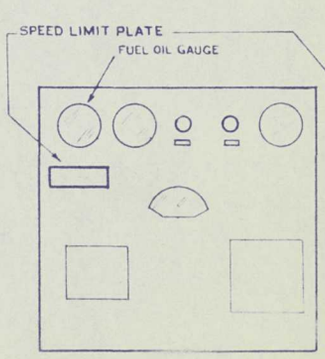


LOCATION Nº6

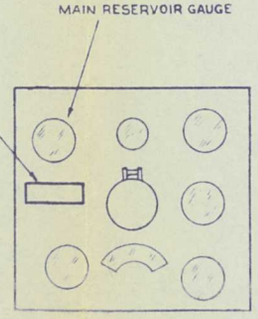


LOCATION Nº7

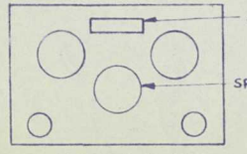


LOCATION No. 11

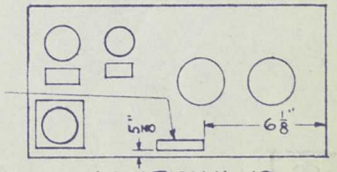


LOCATION No. 12

NOTE:- FOR LOCATION OF SPEED LIMIT PLATE ON "B" UNITS SEE DRG. B-53-DL-33
FOR DETAILS OF SPEED LIMIT PLATE SEE A-53-DL-31.

CANADIAN PACIFIC RAILWAY
MECHANICAL DEPARTMENT

MISCELLANEOUS
LOCATION OF SPEED LIMIT PLATE

B-53-DL-32 A&C

GB