annual report

of the

DIRECTOR OF CORRECTION

for the year ended March 31
1972

PRINTED BY
AUTHORITY OF THE LEGISLATIVE ASSEMBLY

The Honourable WALTER STEWART OWEN, Q.C., LL.D.,
Lieutenant-Governor of the Province of British Columbia.

MAY IT PLEASE YOUR HONOUR:

The Annual Report of the Director of Correction for the year ended March 31, 1972 is herewith respectfully submitted.

ALEX. MACDONALD
Attorney-General

Attorney-General's Office, January 1973.

DEPARTMENT OF THE ATTORNEY-GENERAL,
CORRECTIONS SERVICE,
VANCOUVER, B.C.,
November 1, 1972

The Honourable Alex. Macdonald,
Attorney-General,
Parliament Buildings,
Victoria, B.C.

Sir:
I have the honour to submit the Annual Report of the Corrections Service for the 12 months ended March 31, 1972.

I have the honour to be,
Sir,
Your obedient servant,

S. ROCKSBOROUGH SMITH
Director of Correction

CONTENTS

PAGE

Directory of correctional facilities 9

Organizational chart 11

Administrative staff 12

Foreword. Review of the year 13

Chapter I. Probation

Community involvement 16
Review of the year 17

Chapter II. Offenders in custody

Male admissions 20
Female admissions 21
Immigration cases 21
Juveniles 21
British Columbia Indians 21
Drug-users 22
Classification 22
Remand population 23
Research and data processing 23
Community re-entry programmes 24
Work release on admission to a correctional centre 25

Chapter III. Regional correctional facilities

Security and discipline 28
Education 30
Industries 32
Construction and works 34
Lower Mainland Centre Women's Unit 34

Chapter IV. Young-adult training centres

Classification 36
Young female offenders 38
Security and discipline 38
New developments in training programmes 39
Education 39
Vocational Training 40
Forest camps 40
Parole and temporary release 41
Community projects 42
Construction and works 42

Chapter V. Treatment of alcoholics

PAGE
Admissions 43
Treatment programme 44
Release and after-care 45
Evaluation 45
Construction 45
Twin Maples 46
Physical training and recreation 46
Work programme and prison industries 47
Halfway Houses 47

Chapter VI. Medical services

Excerpts from Senior Medical Officer's report 48

Chapter VII. Chaplains' services

Excerpts from Senior Chaplains' reports 50

Chapter VIII. British Columbia Board of Parole

Appendices

Population graph 60
Statistical tables 61

DIRECTORY OF CORRECTIONAL FACILITIES

Regional correctional centres

Lower Mainland Region

1. *Lower Mainland Regional Correctional Centre*—This facility serves as the receiving centre for the Lower Mainland Region, as well as holding remand and appeal cases. In addition, a number of fairly well-defined groups of offenders are classified to this multipurpose institution:

(*a*) Drug addicts, mainly hard-core heroin-users;
(*b*) Physically disabled, and other medical and psychiatric cases;
(*c*) Overt or aggressive homosexuals;
(*d*) Miscellaneous short-term cases;
(*e*) Day parole/work release candidates for the region.

2. *Women's Unit of Lower Mainland Regional Correctional Centre*—Serves as the receiving centre for sentenced female offenders from all parts of British Columbia. One cottage is used for those cases with very short sentences. A small number of offenders with sentences of a few months and a history of alcoholism or problems with alcohol are transferred to Twin Maples Farm.

The remainder is composed mainly of offenders addicted to heroin, security risks, the psychologically unstable, or medical cases. They are kept in the main building of the unit.

3. *Mount Thurston and Ford Mountain Camps*—Located in the Chilliwack Valley, and serve as minimum security facilities for inmates transferred from Lower Mainland Regional Correctional Centre. For the most part these camps receive older offenders showing a fair range of criminal sophistication or inadequacy, but who are not drug addicts, escape risks, or serious behavioural problems.

Vancouver Island Region

1. *Vancouver Island Regional Correctional Centre*—Outside Victoria, which acts as the receiving centre for sentenced offenders as well as holding remand and appeal cases. As with Lower Mainland Regional Correctional Centre, problem cases of a psychological, medical, or security nature are kept at this institution.

2. *Snowdon and Lakeview Forest Camps*—Located north of Campbell River, they serve as minimum security housing for the region. All inmates are received upon transfer from Vancouver Island Regional Correctional Centre. Lakeview is used for the recidivist in the latter stages of a sentence, provided his progress has been satisfactory at Vancouver Island Regional Correctional Centre.

Interior Region

1. *Kamloops Regional Correctional Centre*—Near the city of Kamloops, takes all sentenced prisoners from the Interior and Kootenay areas. A small number of remand and waiting-trial cases are kept here.

As the centre itself has a limited capacity, all but the most difficult security and medical cases are transferred to camps.

2. *Rayleigh Camp*—Is a short distance outside the city and takes short-sentence inmates. Most such cases have less than one month to serve and tend to be nomadic alcoholics.

3. *Clearwater Forest Camp*—In the Wells Gray Provincial Park, receives all inmates with longer sentences who are fit for work in the forest.

Prince George Region

1. *Prince George Regional Correctional Centre*—Performs the same function for the north of the Province.

2. *Hutda Lake Forest Camp*—Thirty miles outside Prince George, receives on transfer inmates suitable for work in the forest.

3. *Farm Trailer Camp*—Located on the grounds of the Prince George Regional Correctional Centre and provides housing for those with sentences of less than one month or medical cases not fit for transfer to Hutda.

Specialized young-offender facilities

Haney Correctional Centre—Is the placement utilized for 40 to 45 per cent of the young offenders with definite-indeterminate sentences. It offers a broad range of academic, vocational, work, and counselling programmes, as well as a good level of security for the unstable types. Most of the juveniles transferred to adult Court require the security of this institution. Haney Correctional Centre thus receives a wide range of young offenders from the grossly immature and disturbed or inadequate to the more stable offender who shows a capacity and motivation for vocational or academic courses.

Selected short-term offenders are housed in Pine Ridge Forest Camp, a satellite camp of the Haney Correctional Centre. Many of them return during the day to the main institution for a course or work placement.

Stave Lake Camp—An additional resource for inmates serving their first gaol sentence. Classification to Stave Lake is handled internally by Haney Correctional Centre.

New Haven Correctional Centre—Is a small, open, Borstal-type facility in the metropolitan Vancouver area. The offender's basic stability and capacity for response to an intensive responsibility-type training are key factors to be considered. Apart from this, New Haven accepts a fairly broad range of delinquents.

Boulder Bay and Centre Creek Forest Camps—Both offer a high-demand type of graded training programme. The one at Boulder Bay is of four months' duration; at Centre Creek, six months'. The content of the final training stage includes mountain-climbing, wilderness survival, search and rescue, and forest fire-fighting. Groups from both camps have distinguished themselves in fighting forest fires and finding lost hunters and hikers.

Facilities for chronic alcoholics

Alouette River Unit—Accommodates male alcoholics who are held on a detaining order imposed by the Courts under an amendment to the *Summary Convictions Act*. Only the Cities of Vancouver and Prince George have so far invoked the use of this legislation. Men at the unit undergo a course of treatment in which they are brought face to face with their problems, discuss them, hopefully gain a greater insight into their behaviour, and learn ways to live full and useful lives without having to have recourse to alcohol.

All cases are admitted direct to the institution, and the length of the treatment period depends on the individual's ability to profit from it. Men are released under a probation order to the community when they are deemed fit.

Twin Maples Farm—Performs the same function for female alcoholics and comes under the same administration. The legislation for females has been invoked on a Province-wide basis. In spite of this, the number of admissions is very low.

Young female offenders with definite-indeterminate sentences are classified to a cottage on the grounds for a specialized training programme geared to their age range.

Organizational chart

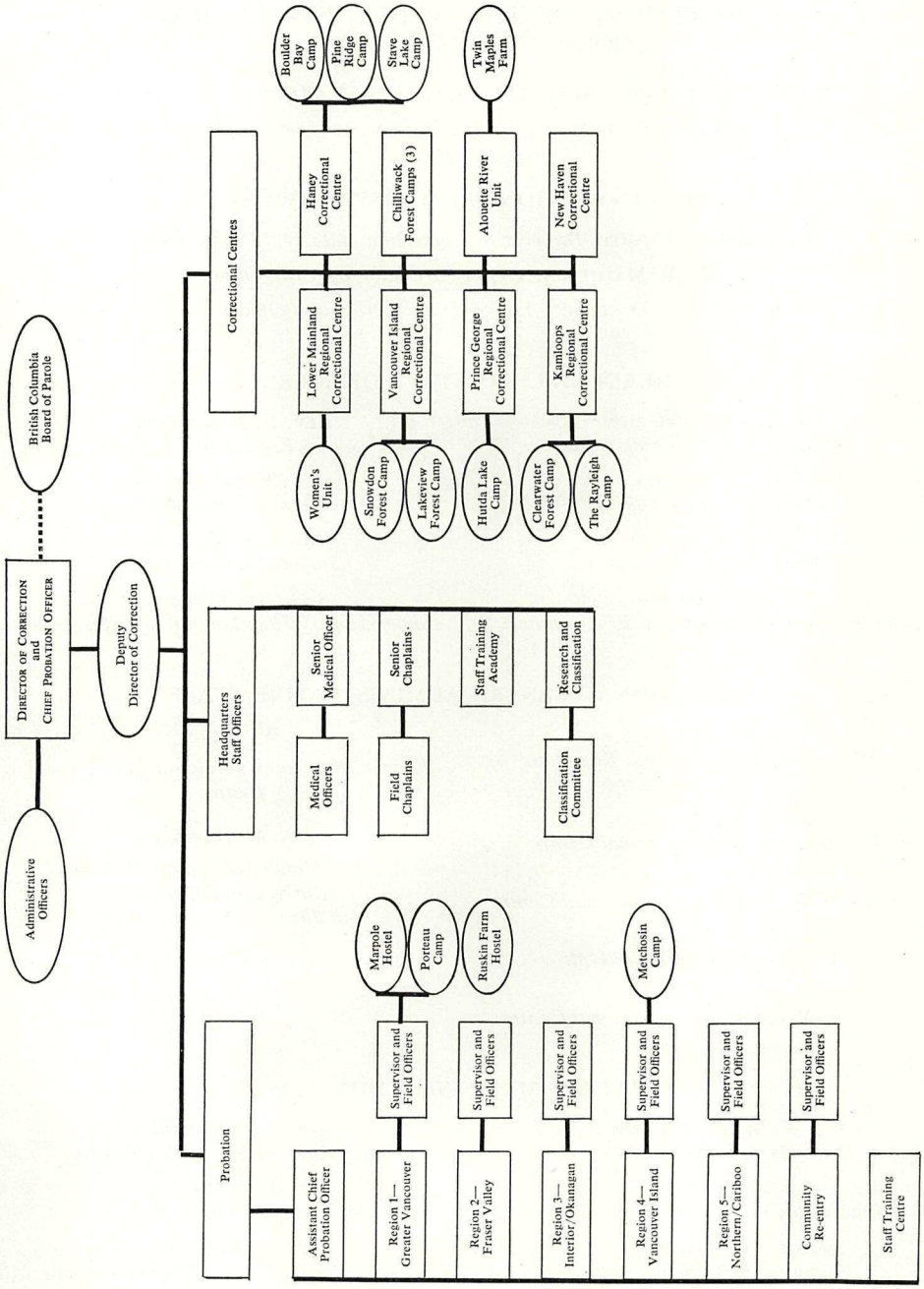

Administrative staff

DEPARTMENT OF THE ATTORNEY-GENERAL
CORRECTIONS SERVICE

THE HONOURABLE ALEX. MACDONALD, LL.D., *Attorney-General*

GILBERT D. KENNEDY, Q.C., *Deputy Attorney-General*

SENIOR CORRECTIONS ADMINISTRATIVE STAFF

S. ROCKSBOROUGH SMITH, *Director of Correction and Chief Probation Officer*

M. A. MATHESON, *Deputy Director of Correction*

C. D. DAVIDSON, *Assistant Chief Probation Officer*

HEADQUARTERS STAFF OFFICERS

A. K. BRIND-SHERIDAN
Probation Staff Training Officer

G. R. BULMER
Senior Medical Officer

R. E. FITCHETT
Staff Officer—Personnel

E. M. PIERCE
Staff Officer—Correctional Programmes

REV. E. J. HULFORD
Senior Protestant Chaplain

REV. T. F. M. CORCORAN
Senior Roman Catholic Chaplain

MRS. M. M. BERG
Staff Officer—Services

S. A. THORVALDSON
Supervisor of Classification and Research

CORRECTIONAL CENTRE ADMINISTRATIVE STAFF

W. H. MULLIGAN
Warden, Lower Mainland Regional Correctional Centre

J. W. BELLIS
Warden, Haney Correctional Centre

H. B. BJARNASON
Warden, Prince George Correctional Centre

O. J. WALLING
Warden, Alouette River Unit

V. H. GOAD
Director, New Haven Correctional Centre

W. SCOTT
Warden, Kamloops Regional Correctional Centre

S. A. L. HAMBLIN
Warden, Vancouver Island Regional Correctional Centre and Sayward Forest Camps

G. J. CHAPPLE
Officer-in-Charge, Chilliwack Forest Camps

PROBATION ADMINISTRATION STAFF

K. M. RICHARDSON
Supervisor, Vancouver Region

A. E. JONES
Supervisor, Vancouver Island Region

R. G. MCKELLAR
Supervisor, Northern Region

O. E. HOLLANDS
Supervisor, Fraser Valley Region

J. WIEBE
Supervisor, Interior Region

J. V. SABOURIN
Supervisor, Parole and Special Services

BRITISH COLUMBIA PAROLE BOARD

C. J. A. DALTON (*Chairman*)

Members

MRS. T. G. NORRIS E. KELLY DR. G. KIRKPATRICK A. WATTS (*Vice-Chairman*)

ANNUAL REPORT OF THE DIRECTOR OF CORRECTION

Foreword. Review of the year

• During the period April 1, 1971, to March 31, 1972, 11,546 persons were admitted to Provincial correctional centres. This marks a decrease of 7 per cent over the previous 12-month period. A corresponding decrease was also noted in the daily average population of all centres. This figure dropped from 2,195 last year to 2,068.

• During the same time-span, 11,928 were placed under supervision in the community, either on probation or parole, an increase of 13 per cent over last year. This figure is an indication of the growing use being made of alternatives to prison.

• While this is an encouraging trend in the light of current correctional practice which emphasizes the desirability of dealing with as many offenders as possible in their own communities, it is disconcerting to note that there are still far too many being sentenced to short prison sentences. A total of 3,600 (30 per cent of the total admissions) served sentences of less than one month. The short prison sentence has little that can be said in its favour. It neither deters nor reforms and is highly wasteful of expensive facilities, clogging the system and detracting from the prime purpose of imprisonment, which is the protection of the community against crime. As many of those admitted for short periods of imprisonment are committed in default of payment of a fine, it would seem that some steps should be taken to improve the practice of fining as a correctional sanction. One of the more obvious considerations is that the fine should be related more accurately to the offender's ability to pay and, where it is known that the offender is indigent, some alternative sanction should be imposed. In this connection attention is drawn to the growing use being made of the work-release programme referred to at the conclusion of Chapter II of this Report. Offenders capable of holding employment and sentenced to periods of imprisonment of three months or less have benefited from being allowed to return to the community for employment by the day, returning to the prison at night, with some control exercised over their earnings to ensure that they meet their financial commitments. Although this is a desirable alternative to full imprisonment, in that the offender is being treated as a responsible wage-earner, its use is restricted by the availability of suitable employment within travelling distance of a correctional centre.

• Forty per cent of the total admissions during the year were in the 18 to 23-year-old age-group. The majority of these young-adult offenders were transferred for training to the Haney Correctional Centre, New Haven, or one of a number of camps operating specialized programmes for this class of offender. A full description of these facilities is given in Chapter IV. Evidence is noted of the increasing number of young offenders who resort to drugs, often with tragic consequences. Some notable success was achieved here during the year in presenting an alternative life-style to the young drug-user through the Search and Leadership Training Programmes operating at three camps in the Lower Mainland. There is no doubt that young people still respond to a physical challenge if it is presented to them in a realistic and direct manner. This correctional programme, unique to British Columbia, will be developed further as more trained staff become available.

• The increased use being made of probation has been responsible for the reduced number of persons admitted to prison. This is shown dramatically in the population graph on page 60. As has been pointed out in previous reports, the effectiveness of probation is limited to the amount of time a Probation Officer is able to afford each person on his case load. This can be greatly increased if the Probation Officer has a range of supporting resources available in the community to which he can refer his charges. Recreational programmes, community service projects, outdoors clubs, week-end activity programmes, attendance centres—all have their place in providing constructive outlets for redirecting youthful energy and imagination. It is through such channels that new habits and attitudes are often established, values reassessed, and positive patterns of behaviour formed. While many communities have shown considerable imagination in developing their own resources, there is an urgent need for co-ordinated planning by all departments of Government concerned with the problems of youth to assist and support communities struggling to develop badly needed local facilities. The Provincial Youth Resources Panel was developed three years ago for this purpose, with representation from five departments of Government involved with youth. Unfortunately, it did not receive sufficient support from the administrative arm of Government to enable it to operate effectively and it was allowed to lapse. A strong consultative body with representation from those departments of Government concerned with the prevention of delinquency, with adequate funding and power to act where necessary, is essential to co-ordinate and assist community planning toward the development of a broad range of child care and youth resources.

Probation Officers across the Province are concerned that measures to control the more difficult juvenile delinquent are inadequate. There are few effective resources available for the youth who fails on probation. The Probation Officer at present is limited in his control over juveniles. Returning a difficult case to Court frequently results in the child being made a ward of the Superintendent of Child Welfare where, due to lack of resources, he is returned to his home with no further controls imposed. Raising a 14 or 15-year-old child to adult Court for committal to an adult institution is not the answer to the problem, for here the child comes into contact with older, more sophisticated, young adults, where he quickly learns the type of behaviour expected of him if he is to be accepted by the group. It is, therefore, a matter of urgent priority that authority for adequate control and management of this difficult group of delinquents be established with funds available for the initiation of community-based programmes. Such an alternative would result in a much lower over-all cost to the taxpayer than the current practice of maintaining a juvenile in an inappropriate and expensive correctional centre for young adults.

• The programme referred to in last year's Annual Report for the renovation and updating of outmoded facilities is continuing, and plans for the design and construction of new alternative accommodation are well under way. Chief among these is the planning for a new correctional centre at Langley for New Haven. This institution, following the Borstal Programme of training, is now in its 25th year and continues to operate with outstanding success from its old and cramped quarters on Marine Drive. It suffered further this year as a result of two fires and is maintaining its programme with difficulty in improvised housing.

A 30-man security unit is under construction in the Chilliwack Valley as a back-up resource for the Chilliwack Camps. This is being built by inmate labour under the supervision of Corrections Service tradesmen and is an example of the level of expertise that can be achieved through a well co-ordinated team effort.

• It is with considerable concern that I have to report that planning for the proposed new remand centre for waiting-trial prisoners in the Lower Mainland ceased, due to lack of a suitable site. It should be unnecessary to point out once again the dire need for a new facility to replace present outmoded and inadequate accommodation and the shocking conditions under which this class of prisoner is presently being held. This situation has been referred to for many years in these reports. I can but draw attention to it once again and trust that the issues surrounding the present delay are speedily resolved.

• One of the continuing problems in Corrections is the re-establishment of the offender in the community following a period of incarceration. Over the years, various procedures have been devised to assist in bridging the gap separating life in an institution from life in the free community. Community re-entry programmes include a variety of institutional pre-release preparations, temporary absence leaves, hostels, halfway houses, and arrangements for individual supervision. All of these devices rely on some degree of control or supervision in the community. A growing amount of assistance is being offered in this aspect of Corrections by voluntary societies employing both professional and lay volunteers. Such organizations as the B.C. Borstal Association, Elizabeth Fry and John Howard Societies, the Salvation Army, Job Therapy, and a number of newer prisoner self-help groups are making an invaluable contribution to the work carried on by Probation and Parole Officers in this aspect of the work. Over the past year there has been a 15-per-cent increase in the amount of aftercare supervision offered, so that one out of every five prisoners released from custody has been receiving supervision in the community. It is to be hoped that this assistance can be further increased in the coming year with the allocation of additional funds and personnel.

• A correctional system is only as strong as its supporting field staff, and its effectiveness depends largely on their experience and training and on the degree of their commitment to their work. The B.C. Corrections Service employs 1,300 permanent staff, over 1,000 working in correctional centres, and 180 serving the Courts of British Columbia as Probation Officers and interviewers, responsible for the supervision of offenders in the community either on probation or parole.

The Service maintains two staff-training establishments—a Training Academy for institutional Corrections' staff and a Training Centre for Probation Officers. Both of these establishments operate the year round, providing programmes of training for new entrants to the Service, refresher courses for experienced field officers, and training seminars and conferences. In addition to the in-service training programmes, four post-secondary regional colleges throughout the Province and the University of British Columbia offer extension courses leading to certificates in corrections and criminology over a three-year period. During the year, 105 officers were enrolled in these evening courses.

The task facing the Corrections staff becomes increasingly difficult in a permissive society which places the rights of the individual ahead of the individual's responsibility to the community, where standards are viewed with suspicion, and the young are openly encouraged to "do their own thing." In spite of the increasing difficulty of their work, the staff has performed with a high degree of skill and showed considerable patience and understanding, often in the most trying situations involving violence or when faced with complete indifference or apathy. A number of officers were officially commended for specific acts of excellence during the year and seven were accorded special recognition on completion of 25 years of unbroken service. I am particularly grateful for the high standard of co-operation, devotion to duty, and loyalty shown by all senior personnel within the Service.

Chapter I. Probation

The acceleration of change in so many areas of society in recent years is reflected in the changing attitude to the offender and the trend toward developing an increasing number of alternatives to imprisonment. The imposition by the Court of a "probation order" permitting the offender to remain in the community under the supervision and guidance of a Court officer is to date the best known and most widely used of these alternatives. As has been pointed out in the foreword to this report, there has been increasing use made of probation during the course of the past year.

With amendments to the Criminal Code which came into force in August 1969, probation was given a unique and individual status and the number of instances in which probation could be granted was substantially increased by providing for a "probation order" to follow a period of custody. In addition, the legislation provided for a new offence known as a "breach of a probation order." The amendments went further and provided for the transfer of a probation order made in one province to a Court of similar jurisdiction in another province, thus making the order as enforceable as if it had been made in the Court to which it was transferred. This amendment overcame one of the serious gaps in probation supervision and prevents the flaunting of authority by the probationer removing himself from the area of the Court's jurisdiction.

Community involvement

Among the significant amendments was a recognition of the value placed on the pre-sentence report by the Court as an aid to sentencing, and the authority to request and consider such reports.

In preparing a pre-sentence report, the Probation Officer interviews the offender and members of the community who know him well. While interested in personal evaluations of the offender, the Probation Officer is also anxious to ascertain what community resources are available which may vitally assist in the offender's rehabilitation. If the Court decides to place the offender under probation supervision, the Probation Officer then tries to muster these resources as well as to give guidance to the offender on an individual or group basis. The involvement of the community can thus be seen as a very positive factor in probation.

But the Probation Officer's community involvement is not limited to contacts in respect to individual clients. In those areas of the Province where a Family Division Committee of the Provincial Court has been appointed, the Probation Officer acts as a resource person, bringing to the attention of the committee gaps in resources or programmes to combat or prevent delinquency. In those areas where a committee has not been appointed or is inactive, the Probation Officer can be of assistance to local authorities by pointing out the need for such a committee and the advantages to the community of an active group of knowledgeable citizens working together to achieve a common objective.

In some communities Probation Officers have worked closely with the schools, explaining to students the structure and function of the Courts and how the Court system acts as a guardian of individual rights. Through this type of approach the teenager not only becomes more aware of the responsibilities he must assume as a member of society but also receives a positive image of a Probation Officer as a person involved with his community.

Another type of community involvement has been the development and utilization of volunteer probation sponsors. In July 1970, with assistance from the Junior League of Vancouver, a demonstration project involving volunteer probation sponsors was initiated in North Vancouver. This project was to cover a two-year period. By the end of March 1972, approximately 180 sponsors had been recruited and trained and 145 of them matched with probationers and actively undertaking their supervision. While this project is still in progress, results to date indicate that volunteers can play a major role and be most effective in the supervision of probationers. As a result of this programme a larger number of citizens have become much more knowledgeable about delinquency and the law and more aware of the need for increased preventive measures at the community level. It has also led to the increasing use of volunteer sponsors in other parts of the Province.

The impetus which community supervision has gained comes from many factors, not the least of which is a growing awareness by the general public that in Canada we have too many people in custody compared to European countries, and the realization that the proof of an offender's rehabilitation must come not from the protected environment of an institution, but from the community to which he will eventually return.

Review of the year

The statistical report which follows gives comparisons with previous years in terms of case loads, pre-sentence reports prepared, parole supervision cases, and Family Division activity. As statistics do not tell a complete story, the following highlights need to be recorded:

- Of paramount importance is staff—a Service is measured in terms of the effectiveness of its field staff. On April 1, 1971, field officer strength was 162, including eight officers undergoing training. At the end of March 1972, the complement was 173, including five officers in training—a net gain in trained staff of 14. During the year, 31 new staff were trained, but separations and retirements took their toll. H. W. Jackson retired in January 1972 after more than 20 year's service.

- A new field office was opened in Sidney on Vancouver Island in May 1971. The establishment of this office facilitated improved services to the northern part of the Saanich Peninsula and the Gulf Islands.

- Month-long summer training programmes for problem probationers were again conducted at both Porteau Cove and Metchosin Camp. The final expedition of the Metchosin group retraced the West Coast Trail from Port Renfrew to Bamfield.

- During the fall and winter, week-end programmes for juvenile probationers experiencing difficulty with normal supervision methods were conducted at both Porteau Cove and Metchosin. Close liaison was maintained between the Camp staffs and the field supervising Probation Officers. Attendance on the week-ends at the camps was mandatory, and supervising Probation Officers noted positive gains on the part of the majority of probationers attending.

Under the leadership of two house parents, the week-end programme for girls continued at Ruskin. The Ruskin facility offers a unique experience for girls who reside in the Lower Fraser Valley area.

During the year, Marpole Hostel continued to serve as a residential facility for juvenile probationers whose homes were unsuitable. This facility is maintained and operated by the Corrections Service and accommodates eight boys at one time. The supervising Probation Officer for each youth keeps in close touch with the hostel house parents.

SEARCH AND LEADERSHIP TRAINING



Rapelling down rock face.



Aboard the "Sea Explorer."



Gaining Confidence.

The House of Concord at Langley, operated by the Salvation Army, expanded its residential facilities in January 1971 to a maximum capacity of 51 residents. A new swimming-pool was completed and officially opened in December. As the majority of the residents are probationers, a full-time Probation Officer is attached to the House of Concord to give on-the-spot supervision and to assist in postrelease planning.

• In Victoria, the Attendance Centre has continued to function as a positive resource to the Family Division Court, affording an additional treatment alternative with firm controls for difficult juvenile probationers.

• During the year, probation interviewers across the Province handled an increased number of maintenance order applications as well as assisting in the enforcement of orders already made. The substantial increase in maintenance payments collected has meant that many more wives are now being adequately maintained by their husbands and no longer have to look to public assistance for support.

Comparative Statistics

	1970/71		1971/72	
New probation cases—				
Males:				
Under 18 years	2,234		2,541	
18 to 24 years (inclusive)	1,615		1,762	
25 to 39 years (inclusive)	637		729	
40 to 64 years (inclusive)	250		284	
65 years and over	11		18	
Subtotals		4,747		5,334
Females:				
Under 18 years	315		391	
18 to 24 years (inclusive)	234		277	
25 to 39 years (inclusive)	117		140	
40 to 64 years (inclusive)	54		74	
65 years and over	3		2	
Subtotals		723		884
Total probation cases		5,470		6,218
New parole cases—				
National Parole	142		182	
Provincial Parole	699		691	
Totals		841		873
New miscellaneous and voluntary cases		4,197		4,837
Grand totals		10,508		11,928
New maintenance order supervision cases		699		909
Pre-sentence reports prepared		6,735		7,467

Chapter II. Offenders in custody

Male admissions

Male admissions totalling 10,838 were received from the Courts during the year under review. This was a decrease of 7.5 per cent over last year. When it is considered that the previous year experienced a 17 per cent increase, this year's total admissions represent a significant drop. It is of interest to note that the decrease was spread evenly throughout all the regional correctional centres. The only increase experienced was in the number of juveniles received at the Haney Correctional Centre.

The use of probation as an alternative to imprisonment appears to have been the major factor in this reduction. Probation experienced a rapid and continuous rise throughout the year. By way of comparison, it should be noted that, when the probation case load fell off for a brief period last year, due to the curtailment in the recruitment of Probation Officers, an increase in committals to prison resulted.

Direct committals from Court to the Alouette River Unit under section 64A of the *Summary Convictions Act* dropped 20 per cent. However, the transfer of alcoholic cases from Central Classification kept the unit operating at capacity. This decrease in direct committals from Courts stems from a conflict over the interpretation and philosophy surrounding the legislation for the treatment of chronic alcoholics. It has now become apparent that this legislation should be expanded to support a more comprehensive and far-reaching effort in the treatment of alcoholism. Treatment should be applied in the earlier stages of the disease rather than waiting until the person deteriorates to the commonly termed "skid-row alcoholic," before being committed to the unit. Recent mental health legislation appears to provide a suitable example of a treatment and prevention approach to the problem. The adoption of the mental health model would remove the alcoholic from the Criminal Courts and treat him as a medical-social problem. This would go a long way toward resolving the present conflict between the law and social treatment. Planning along these lines is now under way and it is hoped recommendations can be presented early in the new year.

The total daily average population for all male correctional centres in the Province decreased by 7.7 per cent, from 2,124 last year to 1,959. This reflects the drop in admissions from Court and the continuing decline in the number of cases held in custody during their waiting-trial status.

The pattern of sentences received by offenders was relatively unchanged from last year. Again, sentences were relatively short, slightly over 50 per cent receiving less than six months. This, with remission, would reduce the actual time served to four months. Approximately one-third of all admissions received a sentence of less than one month. A sizable percentage of these was serving sentences in lieu of a fine. The Wardens at Prince George and Kamloops Regional Centres both reported a large percentage of fine-option cases in custody. The number of young-adult offenders receiving a definite/indeterminate sentence was reduced slightly this year. In spite of this, the 18 to 23-year-old age category remained the largest in terms of total admissions.

Female admissions

Female admissions to custody increased by 14.5 per cent—from 618 to 808. In turn, the daily average population rose proportionately to 109.

The number of Court committals of chronic alcoholics to Twin Maples remained constant at the relatively low level of 18 for the year. As with the males, the conflict inherent in the committal procedure led to an under-utilization of this alcoholic treatment resource.

Admission of young-adult offenders with a definite/indeterminate sentence rose by one this year to 23. Several significant differences in the female admissions compared to last year were:

(1) A relatively younger group—a 35-per-cent increase in the 18 to 23-year-old category, the largest age category for females.
(2) Greater drug use—a 33-per-cent increase in those classified as habitual drug-users, now a third of the total admitted.
(3) Shorter sentences—those sentenced to less than one month increased by 48 per cent to the point where they represent over half the female intake.

It would appear the Courts have resorted to short prison terms for the young drug-user to a far greater extent this year. The effectiveness of this trend is questionable.

Immigration cases

A sharp increase in the number of persons ordered held at correctional centres by the Department of Citizenship and Immigration has placed a substantial burden on our services. The Immigration Order cases increased over 100 per cent during the year, from 246 to 528. This meant that considerable staff time was exhausted in processing these cases in and out of the centres, arranging for interviews with Immigration officials, making constant security and segregation changes, and providing counselling. The use of high-cost security accommodation for these detainees is expensive. The volume of immigration cases for the Lower Mainland is such as to warrant a separate Federal detention facility.

Juveniles

In October 1970, the maximum legal age of a juvenile offender was reduced by Proclamation from under 18 to under 17 years. This was reversed in June 1971 by a B.C. Court of Appeal ruling and many young offenders over 17 but under 18 were released from custody. In January 1972 the Supreme Court of Canada reversed the position once again and returned the juvenile age to under 17. The lowered age, although in effect for only five months of the fiscal year, produced a substantial rise in the number of 15 to 17-year-olds coming into custody. Over a three-year period the number has risen from 251 to 474, an increase of almost 100 per cent.

British Columbia Indians

The number of male British Columbia Indians admitted to institutions continued to drop; 1,453 were received this year compared to 1,537 for 1970/71. Kamloops Regional Centre received the highest intake, where one-quarter of the total admissions was Indian. The female admission figure, as with last year, increased slightly, the Women's Unit receiving 142 compared to 136 for the previous year.

Drug-users

Drug-users (Male)

Correctional Centre	1969/70		1970/71		1971/72	
	Infrequent	Habitual	Infrequent	Habitual	Infrequent	Habitual
Lower Mainland	38	1,098	69	1,615	2	1,999
Vancouver Island	44	178	11	321	15	258
Kamloops	----	103	124	54	136	55
Prince George	44	18	107	32	108	49
Totals	126	1,397	311	2,022	261	2,361

The number of male offenders classified at time of intake as drug-users has increased, though not as sharply as in the past. The current year hopefully reflects the greater efforts placed on education and prevention by the Province.

Classification

Central Classification Panel, located at the Lower Mainland Correctional Centre, interviewed 2,312 admissions with sentences of two months or longer, a drop of 10 per cent compared to the previous year. The panel is responsible for recommending the transfer of all admissions serving more than two months to the most suitable Correctional Centre in the Province. It also interviews all young-adult offenders sentenced to definite/indeterminate terms from any Court in the Province. Numbers classified to young offender facilities reveal a slight decrease from the previous year.

Significant changes in classification as reported by the panel were as follows:

1. *Lower Mainland Centre*—The number classified to the Lower Mainland Regional Correctional Centre dropped by the considerable figure of 133—16 per cent down from last year.

2. *Westgate A*—During the year the Westgate A young offender programme at Lower Mainland Centre was gradually phased out. This unit was designed for British Columbia parole violators and young offenders with severe behavioural disorders. In the spring of 1971 the Classification Panel began classifying those posing less of a custodial problem elsewhere, the largest number going to the Haney Correctional Centre.

3. *Haney Correctional Centre*—This centre is now regarded as the normal placement resource for young-adult offenders, the only exceptions being those young-adults selected for special programmes. This has increased the Haney Correctional Centre count to near capacity.

4. *Vancouver Island Regional Correctional Centre*—It was noted in the Annual Report for 1970/71 that Pine Ridge Camp had replaced Snowdon Forest Camp as the prime resource for men serving their first prison sentence whose residence was on the Mainland, and that Vancouver Island Regional Correctional Centre had become responsible for internal classification to its own camps. The Classification Panel visited the Vancouver Island Centre every two months during the year to classify specially referred cases.

5. *Chilliwack Forest Camps*—The number of men classified to Chilliwack Forest Camps has declined by 39 per cent. This decrease reflects the smaller number received at the Lower Mainland Centre who are able to qualify for normal forest camp placement. It is apparent that the increasing use of probation for older

offenders has drawn off many of those men who normally would have been placed in camps.

A similar situation to the Lower Mainland Centre has been experienced by the other regional correctional centres during the year. All reported fewer admissions, with a preponderance in the younger age categories. As the Warden of Kamloops reported ". . . we continue to receive large numbers of the younger inmates. With the increase in probation and parole services we are finding a larger percentage of problem types among them."

This same trend was evidenced elsewhere and has resulted in some very marginal cases being classified to camps. As a consequence, the number of men returned to regional centres as unsuitable for camps has increased. In an attempt to cope with this group of difficult inmates in a forest camp setting, a 30-man security unit is currently under construction in the Chilliwack Valley. It is hoped that such a resource will be able to handle those requiring more control than the ordinary camp can exercise and that the number of transfers back to regional centres can thereby be reduced. Should this pilot project prove successful, it will provide valuable experience to be followed in the other regions of the Province.

Remand population

The remand intake for the year showed a decrease of 7 per cent over last year, while the number released on bail rose to 11.6 per cent. This latter figure was influenced by the provisions of the new *Bail Reform Act,* which became operative in January 1972, thus affecting the last three months of the fiscal year.

Remand Prisoners, 1971/72

Correctional Centre	Remand Intake	Remand to Bail	Discharged at Court	From Remand to Sentenced
Haney (young adults under 18)	176	117	1	176
Vancouver Island	463	122	129	142
Kamloops	294	83	61	195
Prince George	340	104	45	190
Lower Mainland	3,167	891	1,190	1,095
Totals	4,440	1,317	1,426	1,742

Unfortunately the reduction of the number waiting trial in the remand units has been offset to a large extent by increases in other categories of waiting prisoners, such as those detained by order of the Immigration authorities, transfers to the penitentiary and the Provincial Mental Hospital, parole suspension cases, and those remanded in custody for pre-sentence or psychiatric reports.

Research and data processing

The following research projects were undertaken during the year:

1. *Centre Creek report*—This was a survey of the functioning and effectiveness of the Centre Creek Programme for recidivistic young offenders. Data were gathered on offender background, response to programme, work accomplished, disciplinary procedures, escape rates, and recidivism. The result suggested that the programme was at least as effective as other programmes for this offender group. Possible changes were discussed, e.g., methods of increasing active inmate involvement or participation in training, expanding the incentive system and improving the induction procedure in an attempt to reduce the escape rate. These topics are now under study and changes are planned.

2. *Behaviour modification*—Several meetings were held with staff members of the Haney Correctional Centre to explore and consider the application of behaviour modification or token economy methods on a pilot basis at that institution. There are several problems involved. The investigation is continuing.

3. *Boulder Bay experiment*—Young first offenders were placed in this programme on an experimental basis (random placement with a control group at the Haney Correctional Centre) for the first year of its operation—June 1968 to June 1969. A preliminary descriptive report was submitted in 1970 and a first draft of a final report has now been prepared. The four-month programme was found to have a lower rate of recidivism than the 10 to 11-month Haney programme for this offender group.

4. *Development of the computer-based information centre for the Corrections Service*—This was initiated in April 1971. The objectives of the system are:

(*a*) To standardize the data collection and reporting procedures of all correctional centres and probation and parole offices within the Corrections Service:

(*b*) Provide computer-compiled statistics at regular intervals of the number of offenders processed through the Corrections system, based on admission, transfer, and discharge data:

(*c*) Create and maintain a computer-based master file on offenders entering the system in order to eliminate the manual filing system currently in use in the Corrections Service Headquarters:

(*d*) Develop a new recidivism analysis programme, preceded by research, to ascertain the most indicative measures of recidivism applicable to the purpose of the analyses:

(*e*) Design a programme for recording and processing of information on offenders' programme involvement, achievement, and personality in behaviour, in order to assess programme effectiveness for particular types of offenders:

(*f*) Provide a research capability to allow for programme evaluation and criminal trend predictions in order to improve planning and decision-making at all levels.

The first objective has been met and programme specifications are now complete to meet the second objective. Work is proceeding toward meeting objectives (*c*) and (*d*) by October 1972 and April 1973 respectively. No definite date has been set as yet for completion of the programme to meet the fifth objective. The sixth objective is built in to the whole programme and output will be available when a sufficient data bank has been created.

Liaison has been maintained with other departments and agencies, both Federal and Provincial, during the planning stages of the information base to ensure its compatability with other current developments.

Community re-entry programmes

A total of 1,736 cases, an increase of 15 per cent over last year, was released by various authorities for supervision in the community—37 per cent of these were released by the British Columbia Parole Board, 27 per cent by probation orders, 18 per cent by the National Parole Board, and 16 per cent by order of the Chief Probation Officer under section 64 of the *Summary Convictions Act* and Orders in Council. During the year, 6,642 male offenders and 368 female offenders were released on expiry of their sentences without any form of supervision. Supervision in the community was accordingly extended to one in every five offenders. A total of 451

inmates was granted various types of temporary absence—195 proceeded on work release to work in the community, serving their nonworking-hours in a correctional centre; over 92 per cent were successful in completing work release and an amount in excess of $79,500 in wages was earned by the total group; 39 per cent were granted home and job search leaves for humanitarian or compassionate reasons; and 95 per cent were considered successful.

Work release on admission to a correctional centre

The highlight of the year in the temporary release programme has been the opening of a Work Release Unit at the Lower Mainland Centre and the introduction of Probation Officers to assist in this operation. A new programme was introduced whereby first or occasional offenders of any age, with less than three-month sentences to serve, could be considered for work release. Those selected were helped to retain continuity of their employment and maintain their families' standards of living. Through a streamlined application procedure, this type of work release could be authorized within 24 hours of admission.

Eighty-one offenders were able to retain their former employment and maintain their financial obligations to the community. Many received short-term intensive counselling on financial management and with alcoholism problems during their non-working-hours at the centre, and contacts were made for them with outside community self-help groups. All completed their sentences and only one was charged for an offence involving contraband. Over $30,228 was earned by this group alone and more than one-third of this amount was directed toward family maintenance, payment of fines, restitution, and financial debts. This programme has been considered 90 per cent successful. Further details may be found in the appendices to this Report.

Types of Community Re-entry Supervision (1971/72)

Released From—	Expiry of Sentence (No Supervision)	National Parole[1]	B.C. Parole[1]	Order in Council	Section 64A[2]	Section 638 (*b*)[3]	Total	Percentage of Those Discharged With Community Supervision
Male								
Haney Correctional Centre and Camps	253	79	428	.....	.....	17	524	67
Lower Mainland Centre	2,606	66	67	3	.....	201	337	11
Alouette River Unit	139	13	.....	.....	263	1	277	67
Vancouver Island Unit and Camps	856	34	42	.....	1	62	139	14
Chilliwack Forest Camps	277	42	66	.....	.....	36	144	34
Prince George Centre and Camps	1,111	58	.....	.....	.....	51	109	9
Kamloops Centre and Camps	1,393	19	2	.....	.....	66	87	6
New Haven	7	1	24	.....	.....	1	26	79
Riverside	.....	.....	.....	2	.....	.....	2	N.A.
Total males	6,642	312	629	5	264	435	1,645	20
Female								
Lower Mainland Unit	281	5	11	.....	.....	39	55	16
Twin Maples	87	7	10	.....	18	1	36	29
Total females	368	12	21	.....	18	40	91	20
Totals	7,010	324	650	5	282	475	1,736	20

[1] Includes those granted National Parole leading to B.C. Parole.
[2] *Summary Convictions Act.* [3] Criminal Code.

Types of Temporary Community Re-entry (Supervision) (1971/72)

	Work Release	Supervised Home Leaves	Medical Treatment Leaves	Compassionate Leaves	Educational Release	Leaves With Escort	Humanitarian Leaves of Absence	Week-end Leaves (Stave Lake)	Total
Lower Mainland Centre (male)	106 (13)	—	3	1	4	—	5	—	119 (13)
Lower Mainland Centre (female)	1	4 (2)	8	1	—	2	—	—	16 (2)
Prince George Regional Centre	49 (2)	—	7	1	1	—	1	—	59 (2)
Haney Correctional Centre and Camps	12	53 (6)	4	—	2 (1)	—	—	88	159 (7)
Vancouver Island Centre and Camps	13 (1)	3	13	1	—	1	1	—	32 (1)
Kamloops Regional Centre	8	1	7	2	—	—	—	—	18 (0)
New Haven	5 (1)	2	—	—	2	—	—	—	9 (1)
Chilliwack Forest Camps	1	1	3	—	—	—	1	—	6 (0)
Alouette River Unit (male)	—	—	18	—	—	—	4	—	22 (0)
Twin Maples (female)	—	2	9	—	—	—	—	—	11 (0)
Totals	195 (17)	66 (8)	72	6	9 (1)	3	12	88	451 (26)

NOTE—Unsuccessful cases in parentheses.

Chapter III. Regional correctional facilities

Security and discipline

Escapes and walkaways from all regional correctional centres and their satellite forest camps totalled 62 during the year. Although this is an increase over last year's total of 44, it still represents a remarkably low rate for the number of prisoners involved. The increase in escapes was confined almost entirely to walkaways from forest camps. This particular total increased from 24 last year to 39 for the current year. Escapes from the security institutions declined slightly. The fact is that in spite of the hundreds transferred to open forest camps, only 39 walked away.

In contrast to the continuing decrease in disciplinary infractions during the past several years, the number this year remained relatively unchanged in spite of the declining population. Some of the factors responsible are noted in the following excerpts from Wardens' reports:

"We still have a fairly high level of disciplinary cases. I do not consider this unusual in view of the increase in the number of difficult and dangerous inmates admitted to this Centre during the year. The trend now seems to be moving away from assaults on staff to more assaults by inmates on other inmates. Often these physical assaults are the result of disagreements or acts of retribution related to the drug scene. Often the incidents that prompt the assaults have occurred outside the Centre."

"Disciplinary problems have increased over the year with an increase in the younger inmates who are drifting around the country, possibly using or dealing in drugs, etc."

"During the past year, and as previously reported, the one problem causing us a great deal of concern is that of caring for the inmate suffering from the abuse of hallucinatory drugs. This type of individual is most unpredictable, and considerable staff time is taken up in supervising his activities."

The relatively younger age-group received in custody is undoubtedly a major factor, combined with the fact that many of the more manageable offenders are now being placed on probation and the stabilizing influence they exerted is no longer present.

Two points of concern noted by the Warden of the Lower Mainland Correctional Centre were the noticeable increase in the amount of illicit drugs and paraphernalia seized by staff during the year and the setting of minor fires by inmates. The drug smuggling reflects a greater use of drugs by the younger population in custody and is not an unexpected problem. However, the tendency toward the setting of fires by obstreperous inmates is of particular concern. As noted earlier in this report, the Westgate Unit is of wooden construction and represents a major hazard to life in the event of fire. Although increased vigilance is being exercised by all staff, it is imperative that this building be vacated of all inmate housing as soon as possible.

The West Wing at Lower Mainland Centre, one of the wings used for housing remand prisoners, unfortunately was the scene of a successful suicide last summer. The victim, a young drug-user, was found hanging in his cell. Although quick action was taken, all efforts failed to revive him. This Centre experienced 76 suicide attempts during the year. Fortunately, care and surveillance by trained "suicide-conscious" staff averted all but this one tragedy.

REGIONAL CORRECTIONAL CENTRE FACILITIES





Two types of cellular accommodation.

Gymnasium.





Entrance hall.

Women's Unit.



Accommodation.



The only major incident of group rebellion during the year occurred on July 7, 1971, when there was a "sit-out" staged by 56 inmates in the Westgate Unit of the Lower Mainland Centre. The group refused to return to the unit following an evening on the sports field. The reason for their actions was to pressure for relaxation of the rules with regard to hair styles and some other minor concessions. Constant surveillance and control by staff, together with some disciplinary action, soon returned the unit's functions back to normal.

Education

Academic

All regional correctional centres continued to offer academic courses in a variety of forms.

At Prince George the full-time classroom programme continued under the direction of a Correctional Officer who also supervised correspondence courses. Most of the inmates now attempting to upgrade their education are at a very low academic level and, because of learning and motivational problems, require a trained and experienced teacher in remedial education. It is planned to engage a trained teacher on a contract basis in the coming year.

At Kamloops the academic upgrading programme continued, with teachers coming in from the community. During the past year, three teachers from Cariboo College were involved and displayed a keen interest in helping inmates benefit from their courses.

The educational programme at the Vancouver Island Correctional Centre, under the supervision of two nuns from St. Anne's Academy, was expanded this year, with provision of an additional classroom to include classes for illiterates, academic upgrading, and correspondence courses. The interest generated by these two sisters has had a most positive effect on the drop-out rate. The effectiveness of this programme is best illustrated by the cases of two inmates who reached Grade V during the year when previous reports indicated that they were illiterate, mentally deficient, and untrainable.

Chilliwack and Snowdon Forest Camps continued their classes with teachers provided by the local school district on a contract basis.

At Lower Mainland Centre the classroom programme was suspended with the closing of the Westgate A Unit. Correspondence courses were maintained in all other units of the centre.

Trade training

Trade training continued in all centres with the emphasis on the development of work skills through on-the-job training. The shortness of most sentences and the low academic level eliminate the majority from vocational courses. However, the experience the Kamloops Correctional Centre is having with Cariboo College is being watched with keen interest for its possible application to other regions. Here, the centre's training in industrial cooking is recognized by the college and can be used for credit by inmates who wish to continue and are prepared to enrol in the cooking course on their release. It is hoped that in time the woodworking and mechanical courses offered at the Kamloops Centre will receive the same recognition.

Vancouver Island Centre has had the services of a community volunteer teaching typing. This class has attracted a good attendance and several inmates have reentered the community having achieved a basic skill in typing. Hopefully, we will be able to expand the use of volunteer teachers in the future.

Social education

Both group and individual counselling were carried on by Correctional staff at all centres and camps.

The Warden at Prince George reports that it has become a common occurrence for Correctional Officers who act as inmate counsellors to be instrumental in placing their men on work release. One outstanding example was an officer who had secured work placements for 14 work-releases.

A successful native Indian youth conference was held at Prince George last year with the object of promoting better understanding and encouraging pride in Indian history and traditions. Three native Indian inmates from the Prince George Centre attended the two-day conference with an Indian Correctional Officer who played a dual role as escort and panel member for the discussion groups.

At Lower Mainland Centre a special group discussion programme was organized for remand prisoners by the Senior Medical Officer and the Protestant Chaplain. Organized lay counselling was instituted also under the supervision of an experienced Principal Officer as a means of dealing with the problems of the remand population. Both these efforts helped in relieving the tension and frustration bred by long hours of continued lock-up in cells and the lack of proper physical facilities in these units.

Interest in activity groups continued to play an important role in the centres and camps throughout the Province, with the assistance and guidance of an ever-increasing number of volunteer groups from the community. We have been most fortunate in receiving considerable help from such groups as The Elizabeth Fry and John Howard Societies, Alcoholics Anonymous, and many similar organizations interested in working toward prisoner rehabilitation.

Physical education and recreation

All centres, with the exception of Kamloops, developed a wide programme of physical education and sports in excellent gymnasium facilities. Fortunately, this year, the Department of Public Works was able to acquire a steel-fabricated building for Kamloops. This will provide that centre with most adequate gymnasium, library, and hobby space.

Vancouver Island Centre's new gymnasium was completed during the year and has proven to be a great asset. The additional space has given a boost to inmates, staff, and community volunteers alike. It is of interest to note that this centre now has 10 officers who voluntarily attend at least one evening per week to assist in the operation of an extensive evening programme. This programme includes sports, hobbies, and various creative arts.

The inadequate facilities for waiting-trial prisoners at the Lower Mainland Centre are again pointed out by the Warden in the following excerpt from his Annual Report, which provides a direct contrast to the facilities noted above:

"Recreation for inmates in the remand units was again necessarily limited. A very inclement winter season meant that our completely inadequate indoor recreation spaces, the bottom floors of the West and South Wings, again had to be used. While the extra time out of cells did serve to relieve some of the tension in these Units, it did also provide an opportunity for aggressive inmates to prey on others in these tightly enclosed areas. We were fortunate that of the number of assaults, mostly over matters relating to illicit drugs, none resulted in death or permanent injury. It is my respectful opinion that it is imperative that proper recreational space that can be adequately supervised be provided for inmates in this classification at the earliest possible time."

The upgrading of the libraries at all centres and camps was accomplished, following a complete survey undertaken by the Corrections Service's Library Consultant. As a result, both the quality and quantity of books made available have increased immeasurably.

Industries

Manufacturing

The objective of the industrial programme is to provide a realistic and useful work experience for as many inmates as possible under the most favourable conditions obtainable. The programme is geared to meeting the material needs of the Service as well as responding to requests from other departments of Government offering challenging work opportunities.

Clothing continued to receive priority in the production shops. With a reduced population it has been possible to work toward creating a stock on hand for emergency issue. The use of new and more costly synthetic clothing fabrics has necessitated a closer look at production methods. The input of money into the industrial programme is being carefully weighed against the output in terms of the quantity of items produced, the quality of workmanship, and the training provided. This year the carpentry, sheet metal, and motor mechanics shops were asked to devote more time to devising practical applications of their work to assist in construction projects, heating and plumbing systems, and mechanical overhauls on behalf of the Service. Both instructors and crews met the challenge, with the result that many dollars were saved.

Agriculture

Despite setbacks due to floods and poor weather, the farms had a reasonably productive year. Beef herds have reached their optimum in size, until such time as we are able to obtain additional pasture. Flooding and an unfortunate train wreck which released sulphur fumes over a wide area reduced our silage and vegetable production at Rayleigh Farm. On the positive side we acquired the use of 300 acres of hay land for the coming year in Prince George. This will do much to ease the feed situation and assist in beef production next year. Feeder barns and equipment sheds have been added at two farms and extended root-vegetable storage at a third. Each year sees more land coming under cultivation and many man-hours are spent in improving the land we have under production. The piggery at Lower Mainland Centre is operating at its maximum and supplies pork to all the outlying correctional centres. Most institutions now have their own smokehouses to increase the variety of pork products for their own domestic use.

Forestry

Forest camps not only continued to make a significant contribution to the forest and recreational areas of the Province but also provided an excellent training programme for both young and older offenders. The work programme was sufficiently diversified and presented a wide variety of conservation projects. The most outstanding project to be initiated during the past year was the task of converting Stave Lake (35 miles east of Vancouver) into a recreational area.

Crews from the Prince George Correctional Centre and Hutda Lake Camp prepared 242 acres for reforestation, planted a record number of trees, thinned and pruned growing stock, fought three forest fires, developed a recreational area, and

maintained 21 miles of road. A total of nearly 12,000 man-days was contributed to forest projects. The sawmill at Hutda Lake Camp produced close to 20,000 board feet of lumber from logs salvaged from nursery development and forest clean-up. A highlight of the Prince George programme was the introduction of a work-release tree-planting project. Twelve inmates were selected from the Hutda Lake Camp to work under the direction of a Forest Service foreman. The crew worked 201 man-days and planted 93,000 trees in an exceptionally difficult area covered with old logging slash and brush.

Kamloops Regional Centre and its satellite camps—Rayleigh and Clearwater—continued with forestry and range land projects. Further clearing was undertaken at Heffley Lake and 11,000 trees were planted. Three and one-half miles of fence were constructed on the Dew Drop Range. At Lac Le Jeune camp-site, slashing, burning, and fencing were carried out. Community work projects included the Royal Inland Hospital, a Girl Guide Camp, and the Kamloops Wild Life Park. Harvesting pine cones for the Forest Service took nearly 1,000 man-days. In June the newly constructed sawmill at Clearwater Camp became operational, cutting logs salvaged from 12 acres of decadent timber in the Bear Creek area. Camp crews also cut 10,000 fence-posts and 83,000 stakes and planted 6,000 Douglas fir trees.

The Chilliwack group of forest camps—Mount Thurston, Ford Mountain, and Centre Creek—contributed over 10,000 man-days to forest and parks projects. The work included sawmill operation, maintenance of roads, lookout trails, land-clearing, tree-planting, and fire suppression. The largest single commitment was at the Ford Mountain Nursery, where 3,600 man-days were spent clearing 26 acres of virgin land for seed-beds and the ditching and lifting of 6 million seedling trees. The sawmill produced over 100,000 board feet of lumber from logs salvaged from forest clean-up.

On Vancouver Island, crews from the Sayward Camps (Snowdon and Lakeview) contributed a total of close to 20,000 man-days on forest and parks projects. These included nursery development, camp-site maintenance, and the operation of a sawmill, as well as road maintenance, a beach-cleaning project at Oyster Bay to improve nesting areas for seabirds, and cleaning up forest debris at Amor Lake. Lakeview Camp sawmill was productive during the year, cutting nearly 150,000 board feet of lumber from logs salvaged from the forest and shoreline clean-up. In addition, 949 fence-posts and 30,000 cedar stakes were produced.

Fire-suppression crews were organized in each forest camp. These crews are given instruction on all aspects of fire suppression by Forest Service personnel. Instruction is carried out by use of films and practical demonstration, using helicopters, power-saws, and the most modern fire-fighting equipment and techniques. Camp inmates took action on a total of 12 fires during the season and the Forest Service reported that their performance was most satisfactory.

Community programmes

Red Cross Blood Donor Clinics were again set up at all centres and camps several times during the year.

Voluntary work parties assisted on a wide variety of community projects across the Province. On Vancouver Island, volunteers contributed many man-hours to the Project Seventy display at the Provincial Museum.

The services of two inmates were used by the Provincial Government in making spot commercials for the Council on Alcohol, Drugs, and Tobacco. These commercials were aired over all British Columbia radio and television stations.

Construction and works

At the Lower Mainland Centre a continuous upgrading programme has been under way for the past three years. Plumbing, locking systems, records, and admitting areas have all been improved. A study is under way to determine methods of remodelling and upgrading the hospital unit.

As to the general state of this centre, the Warden reported:

"It is becoming more evident that many inmates at the Lower Mainland Centre are not receiving proper treatment in accordance with present-day standards. The main reason for this is the complete inadequacy of much of our physical plant and its lack of acceptable living facilities. The main building, particularly the remand section, in addition to being emotionally depressing, has often been overcrowded with an increasing number of dangerous and disturbed people."

At Vancouver Island Regional Centre a gymnasium has been completed and mechanical and electrical services improved. The next phase is to increase accommodation and to make internal improvements in the kitchen and housing areas. The Snowdon Forest Camp, a satellite of this centre, has a gymnasium nearing completion. This building is being constructed by inmates from lumber supplied by the Lakeview Forest Camp sawmill.

Treasury Board has given approval for the erection of a gymnasium at the site of the Kamloops Regional Centre this spring. This building will include a workshop for prison industries.

A 30-man security unit is near completion for the Chilliwack Forest Camps. This is of new design and it is to be used as a "back-up resource" for difficult people who otherwise would have to be transferred back to the security of the Lower Mainland Centre.

The trailer units were finally completed at Prince George Regional Centre, with accommodation for 24. These units will be used for men going out by the day on work release and for short-term inmates working on the institution's farm.

Lower Mainland Centre—Women's Unit

The daily average population of the Women's Unit showed a slight increase during the year. Many admissions, mainly those serving definite/indeterminate sentences, or charged with theft and child neglect, were transferred to Twin Maples. A large proportion of the population were borderline behaviour cases and LSD flashbacks. This wide variety of problem groups makes a treatment programme very difficult to operate. There was an increase in the rate of recidivism of female offenders.

Disciplinary problems increased with the growing number of unsettled and aggressive young soft-drug and barbiturate-users received this year. The limited facilities for handling these inmates became more evident than ever before as the character of the unit changed gradually into more of a remand unit.

The increase in the number of mentally ill prisoners was of special concern, making safety and control of the population generally very difficult.

Despite these problems, the counselling programme continued on several levels, from discussion to psychotherapy, depending on the cohesiveness of the group. The most intensive group therapy was held twice a week in the young offenders unit, helping to pave the way for eventual day parole and re-entry into the community. All staff were assigned case loads for lay counselling under the supervision of Senior Matrons. At present a special group programme for the more sophisticated female offenders is being organized.

The educational programme had an average enrolment of 15 students per day, varying in age from 16 to 23 years. Courses ranged from the basics to Grade XII level. Commercial courses were provided for upgrading as well as for initial training for women working toward work release or parole. A special programme was introduced for students of low IQ. In addition to school work, training was given in personal hygiene, grooming, sewing and mending, laundry, and practical nursing.

Vocational training in cookery, sewing, and housekeeping was provided on a practical day-to-day basis for all at the centre. The women care for their own needs, taking turns in housekeeping, kitchen, and laundry areas. The power sewing-room continued to meet the centre's clothing requirements and in addition served other regional centres by manufacturing bed linens, curtains, and other basic items.

Intergroup tournaments in baseball, badminton, and volley ball were arranged during the year and a number of community teams visited to put on exhibition games.

The Elizabeth Fry Society and various church groups deserve great credit for their dedicated efforts to keep inmates in contact with the community and to assist them, when the time comes, to re-enter society.

During the year, 16 women were released on parole and five were given work releases.

Chapter IV. Young-adult training centres

Classification

All young-adult offenders from any Court in the Province receiving a definite/indeterminate sentence are brought to the Classification Unit at Lower Mainland Regional Correctional Centre, where the background of each is studied to determine the most appropriate placement. Juvenile offenders raised to adult Court, however, are likely to go direct to the Haney Correctional Centre Remand Unit on account of their age, and when sentenced are classified right at the Haney Centre. They still may be considered for any training centre or camp in the Province.

This year, 774 young offenders received definite/indeterminate sentences, a drop of 30 from last year. Although this is the second consecutive year experiencing a slight decline, the total remains well above the 1968/69 figure of 658. Approximately 50 per cent of the 774 were classified to the Haney Correctional Centre, an increase of 10 per cent. This was due to the phasing-out of the Westgate A Unit at the Lower Mainland Centre. In the autumn of 1971 the capacity of Westgate A was reduced to 40 and all inmates who were considered able to function elsewhere were reclassified. Finally, in March 1972, Westgate A was closed altogether. It is still envisaged that the Lower Mainland Centre will have to maintain a group of the more seriously inadequate young offenders with whom Haney Correctional Centre is not equipped to cope.

In May 1971, Stave Lake Camp was organized. Initially a small group was engaged in camp construction, but by October 1971 the camp was in full operation. This facility provided an additional resource for those young-adults serving their first sentence of imprisonment. Central Classification at Lower Mainland Centre selects those who are eligible and sends them to Pine Ridge Camp. There they are seen by the Haney Classification Committee, and those considered suitable for Stave Lake are finally selected.

The remaining 50 per cent of young-adult admissions this year were placed in open training centres at New Haven, Boulder Bay Camp, Pine Ridge Camp, and Centre Creek Camp. All of these, except Pine Ridge Camp, which increased its intake, received relatively the same number for training as in the previous year. The classification and orientation programme at Haney Correctional Centre continued to develop during the year. All trainees upon admission were housed in House 5 for a two-week orientation period. Through information-giving and interaction an attempt is made to have the trainees examine their individual needs, build positive relationships with staff, and explore carefully the centre's programme to determine those elements of it which are of interest and use to them. Interviews with the Classification Officer assist trainees in self-evaluation and in sharing in positive decision-making.

All trainees admitted to the centre, including those who had served previous sentences there, were until recently participating in the two-week orientation programme. Increasingly it became evident that for recidivists the effect was greatly reduced because of their knowledge of the centre. It was decided, therefore, to have such trainees placed in a different house for approximately one week, where they would work on general labour and during evening hours have the opportunity of discussing with house staff the reasons for their return to custody.

YOUNG ADULT FACILITIES



New Haven temporary accommodation.

Typical "House," Haney Centre.



Twin Maples Farm.

Camp kitchen and dining-room.

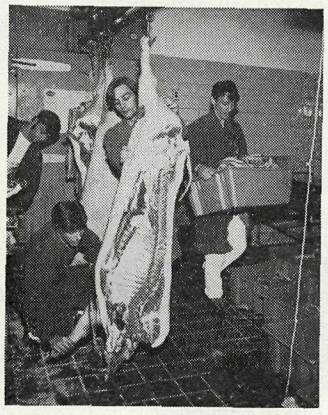

Butcher's shop, Haney Centre.



Woodwork, Haney Centre.



On-job training—Haney Centre.

Within the past year, Central Classification changed its policy with regard to the classification of offenders serving definite/indeterminate sentences to Pine Ridge Camp. Previously this group had been sent directly to the camp. They are now being sent to the main centre, where they participate in the orientation programme. This permits a more thorough assessment and, if final placement at Pine Ridge Camp is deemed appropriate following the orientation programme, they can still be routed there.

During the year a study was made of a system of classification which would differentiate offenders according to personality variables. The aim of such a system was to design specific programmes in each house for different offender types and then classify each trainee to the house best able to work effectively with his particular type.

Young female offenders

This was the second complete year since legislation was introduced providing the definite/indeterminate for young-adult females.

The special programme developed for this group in Cottage D at the Women's Unit at the Lower Mainland Centre was transferred in September to the Twin Maples Camp. The programme continued with its emphasis on group therapy, work, school, and individual counselling. As the majority of these young women were drug-users, special drug-counselling sessions were presented utilizing volunteer ex-addicts from the community. Use was made of service projects, some of the girls helping at The Woodlands School with the retarded children's swim classes, while others visited a rest home in Maple Ridge.

By focusing on service to others rather than concern for self, this type of project has proved most beneficial in getting the girls to achieve greater maturity.

Security and discipline

Escapes and walkaways for young-adult offenders totalled 64, a decrease from last year. Although there was evidence of more hostile and aggressive behaviour among the young-adult population than in the previous year, actual disciplinary infractions showed a slight decrease. The major incident of the year occurred at New Haven on the morning of April 2, 1971, when the old dormitory block was completely destroyed by fire. This not only razed the living and recreation facilities but destroyed the shops which had provided training for half the trainee population. Living quarters were hastily set up in the gymnasium and trailers were brought in to provide improvised accommodation for the metal and wood shops, and within the week some semblance of order was restored and training went on.

The investigation that followed pointed to arson, and a trainee admitted to the police that he had set the fire. He was brought to trial but was subsequently acquitted. Within a month of the outcome of the trial a second fire occurred, this time in the basement of the main administration building. Thanks to the skill and effort of the Burnaby Fire Department, the fire was brought under control and the building saved. As a result of these two fires the decision was made to relocate the institution elsewhere rather than attempt to rebuild onto old buildings in an area already becoming increasingly built up with new housing developments. Planning commenced on the design for a new institution to accommodate a slightly larger trainee population, and 160 acres of farm property were acquired by the Government in Langley Municipality.

New developments in training programmes

The most significant event during the past year was the phase-down and final closure of the Westgate A Unit at Lower Mainland Centre. This unit, with a carefully selected staff, had moved into a special gradated programme for persistent young offenders in February of 1967. Over the years the staff met many challenges in working with the most difficult young-offender group in the Province. The Westgate A programme proved it could meet the urgent need during the years when the Corrections Service was inundated with persistent and incorrigible young offenders. The development, high success, and final phase-out of this gradated programme are significant events in the history of Corrections in British Columbia.

Haney Correctional Centre continued to extend its house programme and will be modifying it further to cope with difficult young offenders previously classified to Westgate. Houses are encouraged to develop their own particular programme pattern. One house, for example, has been experimenting with a behaviour-modification approach, using a merit-point system to stimulate and reward positive effort. House staff evaluate each trainee, using a monthly merit evaluation form to rate effort in such areas as work, leisure activities, dependability, co-operation, and self and social development. Demerit points are awarded for poor behaviour. There has been a noticeable decrease in behavioural incidents within the house since the introduction of this system.

New Haven initiated a series of group outings during the year. Each of the four living groups planned their own trips, the officers going out with them. The result has been a significant reduction in the number of misconducts noted in the institution.

Another development of interest commenced in the spring of 1971 when, in co-operation with the B.C. Hydro and the Forest Service, plans got under way to establish a work camp at Stave Lake for the purpose of converting this lake to a recreational facility for the general public. The initial group of staff and trainees working from an improvised tent camp on the lakeshore had to battle very adverse elements in their efforts to prepare and construct more permanent quarters.

Education

Social education in the form of group and lay counselling continued at all facilities. Group counselling has proven to be a most effective method at both Boulder Bay and Centre Creek Forest Camps, where the groups live and work together with the same staff the entire period of their training. The relationships developed become intense and the impact of the instructors' leadership has proven to be of considerable value.

Educational release continued with four trainees attending high schools in the Maple Ridge District. One of these completed Grade XII and has now finished first-year university.

The need for a remedial approach in educational programmes has become more apparent than ever this year. Many trainees have experienced repeated failure in their former school life and enter classes with a very negative attitude. This extreme school failure rate of the younger offender is best illustrated by New Haven, where 36 per cent of the trainees were at the elementary level. Encouragement and skilful teaching is required to build up sufficient confidence to attain any degree of success in their classwork. To meet this need, consultation is taking place with Douglas College with view to developing some form of specialized remedial education.

Vocational training

The vocational instructors at the Haney Correctional Centre spend a considerable amount of time with trainees, teaching good work habits and attempting to change attitudes to a level acceptable to industry. Here again, lack of the required basic education eliminated many from vocational courses. It is hoped that the future development of a remedial academic programme will alleviate this problem. One notable change in the vocational training programme at the Haney Correctional Centre this year has been greater participation in producing items for use in the construction and renovation of facilities around the Province. The sheet-metal shop completed all the air and heating pipes and duct work for the new security unit at Chilliwack Forest Camps and the class then went out to the unit with their instructor and installed all the equipment and accessories.

Forest camps

Forest camps have been increasingly important in the training of young-adult offenders. Conservation work in an open-security setting seems to have a meaningful impact on all offenders, particularly the first-offender drug-user. It provides a mind-clearing period away from community influence and an opportunity for introspection and for thinking more realistically about future goals. It is too soon to be able to talk about long-term results, but we are hopeful that this type of training will have lasting benefits. It is gratifying to report that with few exceptions those transferred from security correctional centres to forest camps lived up to the responsibility and trust placed in them.

During the year the Service was approached to see whether it would undertake a clearing project for the B.C. Hydro on the shores of Stave Lake. The lake originally had been 9 miles in length, but in 1912, with the building of the hydro-electric dam and the flooding of the partly logged-off forest valley, it was lengthened to about 18 miles. After the flooding, countless snags and stumps were left, many hidden below the surface of the lake, making it extremely hazardous to the boating public. The number of persons drowned in the lake over the past 30 years serves as a grim reminder of the dangers involved. The project got under way in the spring, the Forest Service having undertaken the preliminary mapping and engineering. A select group of trainees from the Haney Correctional Centre moved into a tent camp and, during the next four months, constructed an access road and set up a trailer camp to accommodate 30 trainees on the west side of the lake. By September the clean-up operation, involving the removal of debris and pulling of snags and stumps from both shoreline and lake, was in progress. To date a considerable amount of clearing has been accomplished. The lake, with its sandy beaches and numerous creeks, situated in a scenic setting surrounded by forest and mountains, has tremendous recreational potential. With access improved there is little doubt that Stave Lake will be used increasingly for fishing, boating, and picnicking by residents of the Lower Mainland area of the Province.

Trainees for Stave Lake Camp are initially selected by the Central Classification Committee for transfer to Pine Ridge Camp, a satellite of the Haney Correctional Centre, where they are evaluated for placement at Stave Lake. The average age of the Stave Lake trainee is about 25 years and the average sentence approximately six months.

As a reward for sincere work effort, a new innovation, the week-end leave, was introduced into the Stave Lake programme. The week-end leave (Friday to Sunday evening) is a modified form of home leave which has been used in British Columbia

correctional centres for the past four years. During a seven-month period a total of 76 week-end leaves was granted to 36 Stave Lake trainees, and only three were considered unsuccessful. Trainees visited their families, wives, relatives, or friends in the Greater Vancouver and Fraser Valley areas. No new offences were committed while on leave, but one trainee was hospitalized for drug abuse. In most cases the week-end leave helped strengthen family relationships and improved morale.

Work crews from Haney Correctional Centre and its satellite camps contributed to many noteworthy projects. Nearly 20,000 man-hours were devoted to forest reclamation. Projects included land clearance, nursery development, road construction and maintenance, tree-planting, the cutting of shakes and firewood, and the manufacture of lumber products. The sawmill at the Pine Ridge Camp produced over a quarter of a million board feet of lumber from logs salvaged from the lake and forest.

Trainees from the Centre Creek's DASH programme took part in two search-and-rescue missions during the 1971/72 fiscal year. The first involved the rescue of a 7-year-old girl who had become lost while on a camping trip with her parents in the Cultus Lake area. One officer and 12 DASH members were successful in locating the lost girl, who was in good spirits and unharmed. The second involved a hunter who became lost in the Mount Thurston region. It is interesting to note that the lost hunter was located on September 7 by a Canadian Forces search party just a few hundred yards from where the camp search party had broken off the search the previous evening. A commendable job was done by all personnel involved in both incidents. In May 1971, a tragedy marked this programme when two trainees lost their lives in a drowning accident while taking part in a canoeing exercise on Pitt Lake. The two were in a canoe which was swamped when they encountered a sudden squall. The drowning occurred when they removed their life-jackets while attempting to swim to shore. The loss of these two lives was a tragic experience, not only to the next of kin but to all staff and trainees involved in the Centre Creek programme.

Parole and temporary release

The number of cases released by the British Columbia Parole Board decreased by 7.5 per cent to a total of 634. The encouraging improvement experienced last year in the percentage of paroles successfully completed continued this year at the high level of 83 per cent. The very high success rates experienced by both New Haven and Twin Maples (96 per cent and 90 per cent respectively) was most gratifying. The development of the intensive training programmes in Forest Camps and the progress made in developing the house programme at Haney Correctional Centre have undoubtedly contributed to the continued improvement in the over-all parole success rate.

During the year, 168 temporary absences were granted to trainees for work release, home leave, week-end leave, medical treatment, or to attend community schools. Only eight had to be revoked.

At the Haney Correctional Centre the creative job-search programme proved quite useful when four trainees were selected following classroom sessions to participate in a job-search "laboratory" in the City of Vancouver. The trainees went into the city for a two-day stay and practised job-search techniques. During the two days, three of the four trainees taking part were able to secure employment.

Home leaves have proved particularly helpful in improving family relationships where the home environment has been supportive. However, where the home en-

vironment lacked positive controls and where parental influence was marked by instability, poor results were experienced.

There has been a move toward greater community involvement on the part of the Haney Correctional Centre's Probation Officers. The majority of the community re-entry plans throughout the Lower Mainland are now being investigated and reported on by the centre's probation staff. This direct contact has improved communication between the staff and parents, to the benefit of all concerned.

Community projects

A wide range of community projects was undertaken again by all institutions dealing with young-adult offenders, and results have continued to be encouraging. Work forces from Boulder Bay Camp assisted in various community projects involving the Maple Ridge Rod and Gun Club, a Girl Guide camp, and the construction of park trails. Voluntary work projects continued to be a core element in the house programme at the Haney Correctional Centre and provided a focus for activity during the year. As in the past, several Red Cross blood-donor clinics were held at all centres and camps.

Construction and works

The kitchen-dining hall and storage facilities lost by fire last year at Centre Creek Camp were replaced by trainee labour, utilizing lumber cut at the Mount Thurston mill. At Pine Ridge Camp a new 20-man living unit was constructed to house the additional population created by the transfer of the first-offender group from Snowdon Camp.

New Haven responded rapidly to the disorganization and loss of accommodation caused by two fires, and erected several temporary buildings. This, along with the use of trailers, has allowed the training programme to continue with minimal disruption.

Chapter V. Treatment of alcoholics

The resident population of the Alouette River Unit, a minimum security treatment facility for male alcoholics, again reached its capacity of 153 during the year. Twin Maples farm, the satellite facility for females, continued to operate well below its capacity of 60.

Admissions

Admissions to the Alouette River Unit came from two sources—those sentenced to imprisonment whose primary problem appeared to be alcoholism (this group was selected for transfer to the Alouette River Unit by Central Classification) and those committed direct by the Courts on confirming orders, following medical certification, under the provisions of the *Summary Convictions Act*.

The number of males transferred by Central Classification increased substantially to a total of 171. This increase in transfers was made possible by the drop in direct Court committals from 251 last year to 199 for the current year.

There appears to be no lack of offenders sentenced to a term of imprisonment who have an alcoholic problem. However, the pattern of revolving-door short sentences is a great handicap in providing for the proper treatment of their alcoholism. It is hoped that the conflicts in approach by the Courts toward the committal of alcoholics for treatment can be resolved in the coming year.

Fortunately, amendment was made to the *Summary Convictions Act* in May 1971 which made it an offence to leave the unit without authority. In June, after the amendment, there was a noticeable drop in walkaways. The total for the year was 79. This compared favourably with last year's total of 190. It is significant to note that, of the 79 for the year, 47 were in the months of May and June. After the impact of the amendment became apparent through cases being taken to Court, the problem diminished considerably for the remainder of the year.

Although the number of walkaways was still high, most of them were in the chronic phase of alcoholism—people who just refused to accept their illness and who,

by walking away from treatment, were seeking to evade or deny that they had a problem. Many of them had plans to leave the Province and thought that going elsewhere would solve everything. Few were able to follow through on their plans and eventually returned to skid road, where they were ultimately picked up and returned to the Unit. It was gratifying to see at least a few start to come to grips with their problem after repeated failures. It is perhaps apropos to point out here that the method of selection of people for a confirming order is somewhat questionable. There is little doubt that with 25 per cent of the persons sent from Court, although undoubtedly in need of treatment for their alcoholism, they are quite incapable of becoming involved in treatment.

Discipline was not a serious matter except in two instances. On one occasion a resident was charged in outside Court for assaulting an officer by throwing a cup of coffee in his face. The resident's attitude was still poor when he returned to the unit after serving an additional sentence, but, surprisingly, he wrote the officer seeking help after his final discharge.

The punishment cells were not used after May and this appeared to have a quietening effect on the unit. Curtailment of earnings, suspension of privileges, and with persons serving a sentence, the awarding of remission, seemed to provide adequate sanctions.

The health of the residents continued to be a major concern. The way residents live while drinking heavily, the self-neglect and the physical and mental deterioration, resulted in numerous admissions of very sick people. Many were in the process of taking medical treatment at the time they were arrested, but could not follow through with it because of their drinking pattern. Thus, when they came to the unit they were in grave need of medical services; 21 persons required hospitalization within one week after admission.

Treatment programme

The significant development this year was the evolution of a more consistent method of treatment moving in the direction of a therapeutic community where both staff and residents see themselves as persons involved with each other. It was a settling-in year, after a heavy emphasis on staff training last year. Now both staff and residents have a conviction that a rehabilitation process is taking place.

A three-month block of recovery lectures was held daily, starting in January. These lectures covered a variety of topics dealing with the physical, emotional, and spiritual aspects of alcoholism. Staff did much research in developing meaningful talks, and some were of a very high calibre. Personnel from all parts of the unit, ex-residents, and persons from the community participated along with the residents. The effect of these lectures exceeded expectations and contributed immensely to staff morale and to staff and resident awareness of the rehabilitative process.

Due to the continual sharing of information among staff, counsellors were better able to evaluate a resident's progress. Improved "progress log" reporting helped everyone to obtain a clearer picture of each resident. Having more literature available, the zeroing-in on alcoholism by the A.A. counsellors, and the development of the recovery lectures, contributed to making the content of counselling relevant to alcoholism.

The number of special counselling groups where attendance was voluntary increased this year and several leaderless groups were in process for as long as six weeks' duration. These groups were sometimes attended by staff on request from the group. The topics discussed centred on the A.A. programme or A.A. traditions.

Highlights of the year included the native potlach, the A.A. programme, and the Christmas concert. Each involved the outside community and a congenial mix-

ing of men and women residents and staff. One project which it is hoped will develop was the Future Group. This was a group of residents on definite sentences who thought more could be done to assist fellow residents on discharge by encouraging their peers to get involved in the programme. The group set up interviews to help identify residents' needs and evaluate their sincerity. So far the Future Group has worked effectively in supporting the work of a residents' counsellor and Probation Officer.

Release and after-care

Of the 247 male discharges on confirming orders, 201 went to some kind of domiciliary care. The remaining 46 made private arrangements.

Because the first two weeks at a Halfway House are critical, particularly for those who view going to such a place simply as a way of getting out of the unit, a procedure was initiated whereby some persons would go on leave of absence leading to a discharge. Only three such leaves were processed, so it is too soon to comment on their effectiveness.

Thirteen men and seven women received National Paroles, but no residents were granted work release or day parole.

Evaluation

The average length of stay of persons on a confirming order remained at just under four months, the same as last year. There were 80 persons returned by revocation of order of discharge, compared with 107 last year. This shows a significant drop, particularly since there were 225 discharges last year and 247 this. It has been noted that many of those who return two or three times show improvement and an increased desire to succeed after failure.

Of those released by order of the Chief Probation Officer, 40 per cent, compared with 37 per cent last year, were found to be sober as at March 31, 1972; 32 per cent, compared with 47.5 per cent last year, were brought back for training, and the whereabouts of 24 per cent was not known.

For those residents under sentence, it is known that 48 of the 139 released on expiration of sentence were sober at the year-end. Many of these returned to the unit for meetings or were seen by staff at A.A. meetings throughout the Province.

Construction

With the near completion of the Administration-Infirmary building, the unit has shed its work-camp appearance and looks more like a rehabilitation centre. The existing "houses" have been kept in good state of repair, and the kitchen completed last year has functioned efficiently.

Discussions have been held with the Department of Public Works on planning for a fourth "house." This will be a two-floor type of design with rooms for three rather than dormitories. It will include a therapy room for each group of 12, as well as a large dining-room/lounge.

The existing Administration Building will be altered shortly to provide a temporary chapel, two therapy rooms, a barber shop, and storage space for personal belongings.

A road that bypasses the unit, replacing the Hydro thoroughfare through the unit, has been completed except for blacktopping, and consideration is being given to moving the power-lines and telephone-lines to this road. This change has done

much to enhance the appearance of the unit and, in addition, has provided an ample supply of topsoil to carry out necessary landscaping.

Twin Maples

At Twin Maples there are now three categories of residents—

(1) chronic alcoholics on a confirming order;

(2) young offenders on a definite/indeterminate sentence;

(3) women serving definite sentences, some of whom have an alcohol or drug problem and some who are in the same age-range as the young offenders.

In addition to these categories there was a large native Indian population with similar basic needs, but also with problems resulting from their ethnic group.

Chronic alcoholics

The programme for the alcoholics continued much the same as last year, but with the addition of daily recovery lectures. Strong community support was received in all aspects of the A.A. programme and in the Alanon activities which all persons who were not alcoholics were encouraged to attend. Residents attended 10 special community A.A. activities in addition to some 97 general community A.A. meetings.

Guidance sessions in the first five steps of A.A. were conducted weekly in separate units by the two chaplains. Correctional Matrons were responsible for lay and group counselling on a weekly basis. A unit A.A. meeting was held weekly and an open-house meeting was held once every three months. As at the Men's Unit, the involvement of persons from the community resulted in several residents finding A.A. sponsors on discharge.

Of the 24 women on a confirming order, 17 were discharged under supervision during the year, 12 of them to Halfway Houses. Nine of these 17 discharges were doing satisfactorily at the year's end.

Definite sentences

Persons on definite sentences did not have a special programme but fitted into the above-noted programmes in keeping with their needs.

Native women

Native Indians comprised about 50 per cent of the total population, the majority of them serving definite sentences. The Roman Catholic chaplain conducted a separate session of counselling for them as it was found they were somewhat reticent to speak up in mixed groups. The Native Fellowship Club also gave them a sense of identity as they pursued Indian culture, crafts, their place in the total community, and their relationship to other residents. The natives attended several outside functions at the Vancouver Indian Centre, a homemaker workshop, an Indian Regatta at Cultus Lake, as well as co-educational meetings once a month with the club at the Men's Unit.

Physical training and recreation

In addition to the work and counselling programme, a fairly broad range of recreational activities was conducted. These included softball on the new ball field, table tennis, indoor bowling in Haney, and swimming at Whonnock Lake.

Five days a week residents did jogging, calisthenics, and yoga, the matrons participating as enthusiastically as the residents.

Hobbies and craft work were encouraged and social evenings were held periodically with several outside groups participating as a change in pace.

Work programme and prison industries

Each resident was required to put in 30 hours of work a week. The work projects included tailoring, remake clothing, care of poultry and egg processing, gardening, landscaping, land-clearing, food preparation, and housekeeping. Shortly after the transfer of the young offenders there was some slight resistance to working, but once the land-clearing started they quickly responded to the challenge.

Halfway Houses

The Halfway Houses for alcoholics, particularly Maple Ridge, Burnaby Lodge, Prince George, Fraser House, and Kinghaven, are all on a sound footing. Maple Ridge is now well finished and decorated and has a pleasant atmosphere; Burnaby Lodge is planning a new building; and Prince George plans to open its new building shortly. Three meetings of Lower Mainland Halfway House managers and board members have been hosted at Alouette River Unit for the purpose of sharing information. A workshop for Halfway House personnel, sponsored by the Alcoholism Foundation and planned for the fall, has received enthusiastic support from all Halfway Houses in British Columbia. At this time it appears as if at long last some form of co-ordination between Halfway Houses will become a reality.

Chapter VI. Medical services

The following excerpts are taken from the Senior Medical Officer's annual report:

General remarks and significant trends

"The amount of medical service required within the B.C. Corrections Service is in direct proportion to the inmate population. For the past few years there has been a general decline in the inmate population, and this has been reflected in the medical needs of the individuals. This gradual reduction in medical needs of the population in general has not affected the medical requirements of any of the institutions, with one notable exception. That exception is the Fairview Pavilion Security Ward at the Vancouver General Hospital. The admissions to this ward for the fiscal year 1969/70 were 235; for the year 1970/71 they were 193; and for 1971/72 they were only 165. During the fiscal year under consideration, the average daily census in the Fairview Pavilion Ward was 6.86. This daily census is very difficult for the administration of the Vancouver General Hospital to justify, and I expect that severe pressure will be forthcoming from the hospital to decrease or make other arrangements for the ward.

"As you are aware, heroin addicts admitted to correctional centres and suffering from the effects of narcotic withdrawal are given methadone to alleviate their symptoms. As you are also aware, methadone has been used extensively in the community for the treatment of narcotic addictions and has created a considerable political controversy. At the present time, the Department of National Health and Welfare is reviewing the whole area of methadone distribution and it is expected that severe limitations will be placed upon its use in the very near future. To what extent the Federal Government regulations will affect the use of methadone in Corrections Service institutions is not known at this time, but one can expect that special authorizations and special procedures will have to be implemented in order to prescribe this form of treatment.

"As a result of the decrease in inmate population, more time has become available to pursue aspects of medical care other than urgent direct problems, particularly at the Lower Mainland Regional Centre. Dr. William Brown, Associate Professor of Psychiatry at the University of British Columbia, and I have embarked on a clinical trial to find a suitable substitute for methadone in the treatment of the narcotic withdrawal syndrome. After the present programme is completed, it is hoped that the Corrections Service will in the future become more and more involved in the research aspects of medicine and that small and large projects will be instituted."

Alouette River Unit

"A major development at the Alouette River Unit during the past year has been the addition of a 15-bed infirmary, which is near completion. The new infirmary contains also a doctor's office, a large treatment room, and a dental office. The building facilities show a good use of space and seem to be well planned and designed. Equipment that has been ordered should prove satisfactory. It is almost certain that, after the unit has been occupied for a period of time, minor changes

will have to be made. But I foresee no major problems arising. It is also heartening to have a registered nurse employed full time at this unit, as well as a part-time dentist.

"In my report last year I alluded to the alarming number of chronic medical conditions that were being sent to the Alouette River Unit, many of these conditions precluding any realistic treatment of the individual's alcoholism. During the past fiscal year there seems to have been a marked reduction in the number of these particular problems at the unit, which can only be attributed to a more efficient screening process prior to admission."

Kamloops Regional Correctional Centre

"In my report dated one year ago I indicated that the record-keeping for dangerous and controlled drugs in the Kamloops Centre was inadequate. Subsequently, arrangements were under way to correct this and in my latest discussion with the Federal Narcotics Inspector, he indicated that the system now in use at the institution is more than satisfactory.

"Also, during the past year, the Kamloops Regional Centre has been given the use of a miniature X-ray unit for the screening of tuberculosis. This unit belongs to and will be maintained by the Public Health Branch, and at this writing is in the process of being installed."

Lower Mainland Regional Correctional Centre

"The gratifying low suicide rate at the Lower Mainland Regional Centre has been maintained during the past year.

"A development during the past fiscal year that has affected the medical needs of the remand prisoners is the change in policy whereby inmates ordered by the Courts for psychiatric examination no longer may go to Riverview. All these inmates are now being examined at the Lower Mainland Centre. As a result, the number and variety of disturbed individuals in the remand situation at the Lower Mainland Centre has markedly increased. A count was taken on one day, and of the 235 individuals on remand, 36 were there for psychiatric examination. The remand units at the Lower Mainland Centre are not suitable places for the detention and examination of complex psychiatric problems. However, the staff have been most tolerant and have shown a remarkable degree of sophistication in being able to handle some of these very difficult individuals.

"During the fiscal year, Dr. R. A. Farquharson, Medical Officer at the Lower Mainland Centre, was given a unique opportunity to attend a major medical conference in Houston, Texas, dealing with the problems presented by violent and aggressive behaviour. Dr. Farquharson attended the conference for three days and on his return prepared a very interesting report, which he presented to staff. The conference itself dealt principally with theoretical concepts, and there were few practical suggestions that resulted. However, some practical applications are under research study at the present time and it is hoped that in the future information will become available that can be used directly. Dr. Farquharson also met many of the leaders in this particular field and established a "pipe-line" to the British Columbia Corrections Service. It is expected that this "pipe-line" will enable the medical staff of the Service to receive quickly the very latest information in the area of aggression and violence."

Chapter VII. Chaplains' services

The following excerpts are taken from the Protestant Senior Chaplain's report:

The historical role of the chaplain as a "religious functionary" and "generalized social worker" within the framework of an institution which emphasized custody rather than treatment has become modified in recent years. Traditionally the chaplain has been a source of comfort and help to troubled people, but he is now seeing a wider responsibility as an agent of change, if not challenge, both within the institution and in the community. Since November, the Chief Medical Officer and the chaplain at the Lower Mainland Centre have met once a week with representatives of the inmate population of the West Wing at the Lower Mainland Correctional Centre to discuss living conditions, treatment, and other legitimate concerns. The doctor and the chaplain held their meetings separately, with one or two officers present. The chaplain reports that "at first these proved to be 'bitch' sessions; however, things changed after the inmates realized that there was genuine interest and a desire to see change." As a result, family visits are now permitted, newspapers are available, remand officers have been assigned a case load of remandees, and extra phones have been installed.

The second crisis identified is in the area of belief and in the growing number of inmates who have no belief and are alienated from the church. The chaplains of the Lower Mainland have spent much time at their monthly meetings at Headquarters discussing this array of belief and unbelief so evident among inmates. As a result, experimental worship services have been held, professional men from the community have been brought in to talk about their faith, and groups of Christian young people have assisted the chaplain in presenting a contemporary Christian message.

The third crisis in the religious institution is in the area of authority. We are told, apparently, by public opinion polls that "organized religion is losing its influence over the life of modern man, and this is accompanied by declining confidence in clergymen." This may be true, but the temper of our time is to respect no person in a position of authority unless he has earned it and is competent. The chaplain has long known that his authority is only respected as he gains the confidence of staff and inmates. To achieve this he must be a real, warm, honest, open, and genuinely concerned person who constantly tries to convey the kind of love and confidence found in Jesus Christ, who regarded Himself as a servant. The chaplain at Haney Correctional Centre reports that he has gone to work with trainees at Boulder Bay, Stave Lake, and Pine Ridge Camps. He has done this because the trainees were out working when he visited those areas, so he went where they were and shared in what they were doing.

The other institution of central concern to the chaplain is of course the correctional institution. As the traditional prison becomes a correctional centre with its emphasis on treatment rather than punishment, the chaplain has seen many of his social service functions taken over by trained treatment specialists. Some chaplains have viewed this trend with concern, but actually this is a welcome change for several obvious reasons. The inmates receive more expert treatment, the chaplain has more time for ministering to people, and, if competent, receives support and stimulation as a member of the treatment team.

The chaplains at the Alouette River Unit and Twin Maples are integral members of the treatment team. As the 12 steps of the A.A. programme provide the basis for treatment, they have specific responsibilities in discussing the concept of a higher power with residents and to assist them through the fourth and fifth steps. They also give recovery lectures and as team members evaluate the progress of inmates and the programme.

The chaplain at the Kamloops Centre reports that he held a series of drug seminars for inmates during the year and invited professional people in the community to assist him on a teamwork basis.

The Senior Chaplain, along with experienced matrons and the carpenter instructor, established a group-living programme in Group 8 of the Women's Unit of the Lower Mainland Centre, which included five hours of group therapy per week. Besides any treatment-team involvement, the chaplain is responsible for worship services, individual and family counselling, group discussion, and the sponsorship of certain institutional programmes. At present he is only too happy to share with or hand over to a trained person any of his traditional social service functions.

Finally, the shift in the locus of treatment from the institutional setting to the community is most progressive and realistic and welcomed by chaplains.

The chaplain at Prince George reports that he has been working with Probation Officers in their community re-entry programme, and the chaplain at Kamloops has a good working relationship with Probation Officers, the Alcoholism Foundation, and the Halfway House for Alcoholics in that area. These are part-time chaplains who have greater freedom than a full-time chaplain to continue working with inmates when they return to the community. The Senior Chaplain has been involved in home leaves for young married couples, both at the Lower Mainland Centre and the New Haven Centre. The problems have been spiritual as well as marital, and being able to visit a couple during a home leave increases the effectiveness of the ministry. As fewer people are institutionalized, so will the chaplain's role become modified both in the institution and community. The chaplain at Twin Maples has put it well when he says, "to remain functional within the content of change is to approach the chaplain's role with a degree of flexibility that will allow a response to situations as they arise."

The following excerpts are taken from the Roman Catholic Senior Chaplain's report:

Prince George Centre (Hutda Lake Camp)

Regular Sunday Mass was offered at the institution and once each week at Hutda Lake Camp. Father Rayner reports the valuable assistance of "frontier apostles," young lay people who volunteer one or more years of dedicated service to the church in all facets of the church's ministry. Inmates especially appreciated the volunteers' aid, and attendance at Mass and other functions improved. He singled out for special praise the excellent co-operation of staff and the Protestant Chaplain in the exercise of his duties and the work of his assistants.

Kamloops Regional Centre (Rayleigh and Clearwater Camps)

Fr. J. A. McIntyre, with the Service since 1964, makes his regular weekly visits and is always on call. However, he finds religious services are poorly attended because of indifference among inmates. Personal interviews and counselling are on the other hand quite successful and frequent. In his personal contact he finds

the greatest spiritual activity. He points out the need and the great help of a specially set-aside chapel area.

At Clearwater Camp, he is assisted by Fr. Emil Sasges, who offers Mass there regularly and has active involvement of inmates in the Liturgy and other programmes.

Chilliwack Forest Camps

Fr. Anthony Verrall, with the Service since 1969, conducts regular services weekly and participates in programmes of a group nature jointly with the Protestant chaplain. He has assisted in marital problems with inmate families, personal interviews, and reports he spent considerable time with staff "trying in an indirect way to stimulate them into a deeper humane approach with their charges." Father Verrall states that smaller numbers at the camps created a healthier mood and co-operation among inmates. He also expressed appreciation for the fine co-operation and confidence of the staff.

Haney Correctional Centre

Fr. Karl Bohnenberger, in the Corrections Service since 1964, has suffered ill health during the past year but has, nevertheless, maintained excellent service for the centre. Besides the regular services offered by the chaplain, he baptised two trainees whose backgrounds were Catholic. He offers Mass on all Sundays and holy days; is available to administer the other Sacraments; gives weekly lectures as part of the new intake programme; participates in individual counselling, especially on marriage and family problems; assists with pre-release planning; and regularly visits Pine Ridge and Boulder Bay Camps.

Father Bohnenberger reports he also provided employment opportunities and accommodation for trainees during transition and adjustment prior to community return and has maintained contact with parolees during and after expiration which often necessitated contact with Probation Officers. He singled out the need for a chapel for more effective religious services and suggested programmed orientation for pre-releases.

Alouette River Unit (Twin Maples)

Fr. Mel Cropley, who joined the Corrections Service in 1970, was assigned the spiritual care of Twin Maples in 1971, following the resignation of Father Fouquette.

Besides the regular duties of the chaplain, which he faithfully carries out, Father Cropley aids in guidance regarding Steps 2 to 5 of the A.A. programme, and assists the A.A. Steering Committee when possible. He also works with the volunteer residents and points out that his former years working with the Indian people, living among them on reserves, helps in his administration of the spiritual needs of the Indian residents. He also gives one recovery lecture each week as assigned.

Vancouver Island Centre (Sayward Forest Camps)

Father Kennedy resigned in February 1972 and we have been waiting for a nomination for appointment since that date.

Father Cunningham was transferred from Campbell River to Victoria in September 1971. His replacement, Fr. Gerald Herkl, the new pastor at Campbell River, was not appointed until March 1972.

New Haven Centre

"Each Tuesday at 1 p.m. I hold a Padre Hour at this Centre, with open discussion on religious and spiritual topics. Mass is offered Sunday at 9 a.m., with inmates singing and responding with participation in the religious service.

"Resident inmates are individually interviewed by me on admission, and further counselling sessions are held with them as requested and (or) required. Few admissions have had religious training at home, and all must be motivated to seek more knowledge of God and Divine Truths. However, many succumb to group pressure after a while and show complete indifference."

Lower Mainland Correctional Centre

Fr. H. I. Bader, although only in the Corrections Service since November 1971, has worked previously in the Canadian Penitentiary Service, bringing with him valuable experience. Father Bader offered Mass twice each Sunday for programme and remand units, as directed by the institution, with varying attendance. However, a significant increase in active participation by inmates was noted and a steady increase of reception of the Sacraments, even as the institution's population decreased. He also experimented with one of the programme units, using psycho-therapy group technique, adapted to the peculiar circumstances of the maximum security gaol and its limited facilities, and found it to be workable, well received, and appreciated by the inmates, and productive. Other regular chaplain duties were faithfully carried out, and again most of his time was occupied in individual counselling.

Lower Mainland Centre Women's Unit

"Each Tuesday I interview all new Roman Catholic admissions here, offering the services of the chaplain, encouraging Catholics to attend Mass each Sunday, and other activities and functions involving the chaplain, and those volunteers assisting me.

"A Padre Hour is held each Tuesday evening for the women, followed by a period of open discussion on subjects pertaining to the spiritual growth and development of the inmates. Confessions are heard regularly, and any time on request, and Sunday Mass was offered first on Sunday afternoons to accommodate greater numbers, and later on Saturday evenings when special permission was given by the Archbishop for Catholics to fulfil their Sunday obligations with the Saturday-night celebration of the Liturgy. This special privilege was extended to all chaplains of the Service in January 1972.

"This change was well received and 50 per cent of Catholic inmates attended regularly. The inmates and myself are very grateful for the services of the Sisters of the Child Jesus from North Vancouver, who come in numbers each week to lead the girls in singing and further participation in the weekly Liturgy."

Chapter VIII. British Columbia Board of Parole

Membership of the Board remained as for the previous year:

C. J. A. Dalton, *Chairman.*
A. Watts, Q.C., *Vice-Chairman.*
Eric Kelly.
Mrs. J. M. Norris.
Dr. Gordon Kirkpatrick.

The Board continued operating in panels monthly at the various correctional centres on the Lower Mainland and Vancouver Island.

It has been unnecessary to date to hold meetings at either Prince George or Kamloops Centres; however, the number of suspended and revoked parolees in custody at the Prince George Regional Correctional Centre is increasing and may warrant personal interviews on a periodic basis at some future time.

The Board enjoyed the usual ready and close co-operation of the Corrections staff, and relations were harmonious.

The Board advocates an increased probation staff in order to assist parolees adequately. If supervision is not available or not readily available, then the concept of parole is not fulfilled.

Parole revocations were 26 per cent of those on parole, compared with 30 per cent in the previous year.

Paroles granted were 7½ per cent less than in the previous year, partly as a result of increased probation sentences.

Suspensions of parole were about 5 per cent higher than in the previous fiscal year. The Board continued to find this tool to be an effective experience for borderline performers, particularly those parolees with steady work but who tend to get into difficulties in their leisure time. Short suspensions in local lockups appear to have a salutary effect on the parolee, and we hope draw the attention of their friends and families to the fact that parole is not a game.

Although the total male population of Indians in correctional centres was down slightly this year, we are concerned at the high number relative to the total population.

The majority of trainees with whom we deal come from broken, unstable homes, thereby having had little or no experience of affection, security, and disciplines. A correctional centre is their first experience of someone taking an interest in them as individuals and trying to bring some order into an unorganized life. Certainly if more could be done for these individuals at a younger age while they are in their formative years, much of the later correction efforts might not be necessary.

A fair number of the above category has also become involved in drugs. In addition, there is an increasing number of trainees with reasonable family backgrounds who are in prison as a result of drugs. Many of these are ruining what otherwise could have been a healthy productive life. This increasing number of those on hard drugs, many of whom are heroin addicts, is alarming.

1. *Summary, April 1, 1971, to March 31, 1972*

	1971/72	1970/71
Number of sittings held	132	98
Number released on parole	634	687
Number released on National/B.C. Parole	33	37
Number of paroles revoked	173	203
Number of paroles cancelled	8	14
Number of paroles suspended	70	67

2. *Comparative Statement of Releases on Parole During Fiscal Year and Revocations Applying to Those Paroles*

	Released on Parole	Revocations	Cancelled Indeterminate Sentences	Percentage	Conversely	
					Successfully Completed Paroles or Continuing	Percentage
Vancouver Island Centre—						
1971/72	38	7	----	18	31	82
1970/71	83	14	3	20	66	80
Chilliwack Forest Camps—						
1971/72	66	13	----	20	53	80
1970/71	73	13	----	18	60	82
Lower Mainland Centre—						
1971/72	67	18	----	27	49	73
1970/71	85	14	3	20	68	80
New Haven Centre—						
1971/72	24	1	----	4	23	96
1970/71	28	2	----	7	26	93
Haney Correctional Centre—						
1971/72	428	65	----	15	363	85
1970/71	417	58	1	14	358	86
Prince George Centre—						
1971/72	----	----	----	----	----	----
1970/71	1	1	----	100	----	----
Kamloops Centre—						
1971/72	1	----	----	----	1	100
1970/71	----	----	----	----	----	----
Alouette River Unit (Twin Maples Unit)—						
1971/72	10	1	----	10	9	90
1970/71	----	----	----	----	----	----
Totals—						
1971/72	634	105	----	17	529	83
1970/71	687	105	7	16	575	84

3. *Total Revocations Based on Court Action and Other Parole Violations Compared*

	Based on Court Action	Percentage	Based on Other Violations	Percentage	Total Revocations	Percentage
Vancouver Island Centre—						
1971/72	7	47	8	53	15	100
1970/71	18	60	12	40	30	100
Chilliwack Forest Camps—						
1971/72	7	33	14	67	21	100
1970/71	19	59	13	41	32	100
Lower Mainland Centre—						
1971/72	26	79	7	21	33	100
1970/71	17	52	16	48	33	100
New Haven Centre—						
1971/72	1	50	1	50	2	100
1970/71	3	43	4	57	7	100
Haney Correctional Centre—						
1971/72	48	47	54	53	102	100
1970/71	65	58	49	42	114	100
Prince George Centre—						
1971/72	-----	-----	-----	-----	-----	-----
1970/71	1	100	-----	-----	1	100
Alouette River Unit (Twin Maples Unit)—						
1971/72	-----	-----	-----	-----	-----	-----
1970/71	-----	-----	-----	-----	-----	-----
Totals—						
1971/72	89	51	84	49	173	100
1970/71	109	53	94	47	203	100

4. *Total Suspensions Based on Court Action and Other Parole Violations Compared*

	Based on Court Action	Percentage	Based on Other Violations	Percentage	Total Suspensions	Percentage
Vancouver Island Centre—						
1971/72	-----	-----	5	100	5	100
1970/71	4	57	3	43	7	100
Chilliwack Forest Camps—						
1971/72	1	17	5	83	6	100
1970/71	1	13	7	87	8	100
Lower Mainland Centre—						
1971/72	2	22	7	78	9	100
1970/71	3	30	7	70	10	100
New Haven Centre—						
1971/72	-----	-----	1	100	1	100
1970/71	-----	-----	2	100	2	100
Alouette River Unit (Twin Maples Unit)—						
1971/72	-----	-----	1	100	1	100
1970/71	-----	-----	-----	-----	-----	-----
Haney Correctional Centre—						
1971/72	16	33	32	67	48	100
1970/71	10	25	30	75	40	100
Totals—						
1971/72	19	27	51	73	70	100
1970/71	18	27	49	73	67	100

5. *Total Suspensions Resulting in Revocation Compared to Total Suspensions Continuing on Parole*

	Resulting in Revocation or Cancellation	%	Continuing on Parole or Completed	%	Outstanding as of End of Fiscal Year	%	Deceased	%	Total Suspensions	%
Vancouver Island Centre—										
1971/72	3	60	2	40	—	—	—	—	5	100
1970/71	4	57	2	29	1	14	—	—	7	100
Chilliwack Forest Camps—										
1971/72	4	67	2	33	—	—	—	—	6	100
1970/71	3	37.5	4	50	1	12.5	—	—	8	100
Lower Mainland Centre—										
1971/72	7	78	1	11	1	11	—	—	9	100
1970/71	6	60	2	20	2	20	—	—	10	100
New Haven Centre—										
1971/72	1	100	—	—	—	—	—	—	1	100
1970/71	2	100	—	—	—	—	—	—	2	100
Alouette River Unit (Twin Maples Unit)—										
1971/72	—	—	—	—	1	100	—	—	1	100
1970/71	—	—	—	—	—	—	—	—	—	—
Haney Correctional Centre—										
1971/72	23	48	20	42	3	6	2	4	48	100
1970/71	21	52.5	6	15	13	32.5	—	—	40	100
Totals—										
1971/72	37	53	26	37	5	7	2	3	70	100
1970/71	36	54	21	31	10	15	—	—	67	100

6. *Miscellaneous Statistical Information*
Year Ending March 31, 1972

	1971/72	1970/71
Parolees—		
Total released on regular order of parole	634	687
Average age (years)	17.9	19.5
Average training period (months)	9.8	10.2
Institutional comparison:		
Vancouver Island Centre (months)	8.5	9.3
Chilliwack Forest Camps (months)	8.4	7.6
Lower Mainland Centre (months)	13.6	15.0
New Haven Centre (months)	12.1	12.5
Haney Correctional Centre (months)	8.8	9.5
Alouette River Unit (Twin Maples) (months)	7.6	-----
Revokees—		
Total revocations during the fiscal year	173	203
Cancellation of indeterminate sentences	8	14
Average age (years)	19.8	19.5
Average training period (months)	11.1	10.8
Average period on parole (months)	4.7	4.2
Occurrence of revocation relative to period of parole:		
During one to four months (per cent)	65	54
During five to eight months (per cent)	23	35
During nine months or over (per cent)	12	11
Total revocations previously suspended	45	46
Suspensions—		
Number of paroles suspended	70	67
Average age (years)	19.6	19.5
Average length of time on parole before suspension (months)	4.5	3.5
Number of suspensions terminated with no further violations up to March 31, 1972	26	21
Number of suspensions terminated and further violations resulting in revocation of parole	37	36
Number of cases pending	5	10
Number of cases deceased	2	-----

Appendices

Population graph

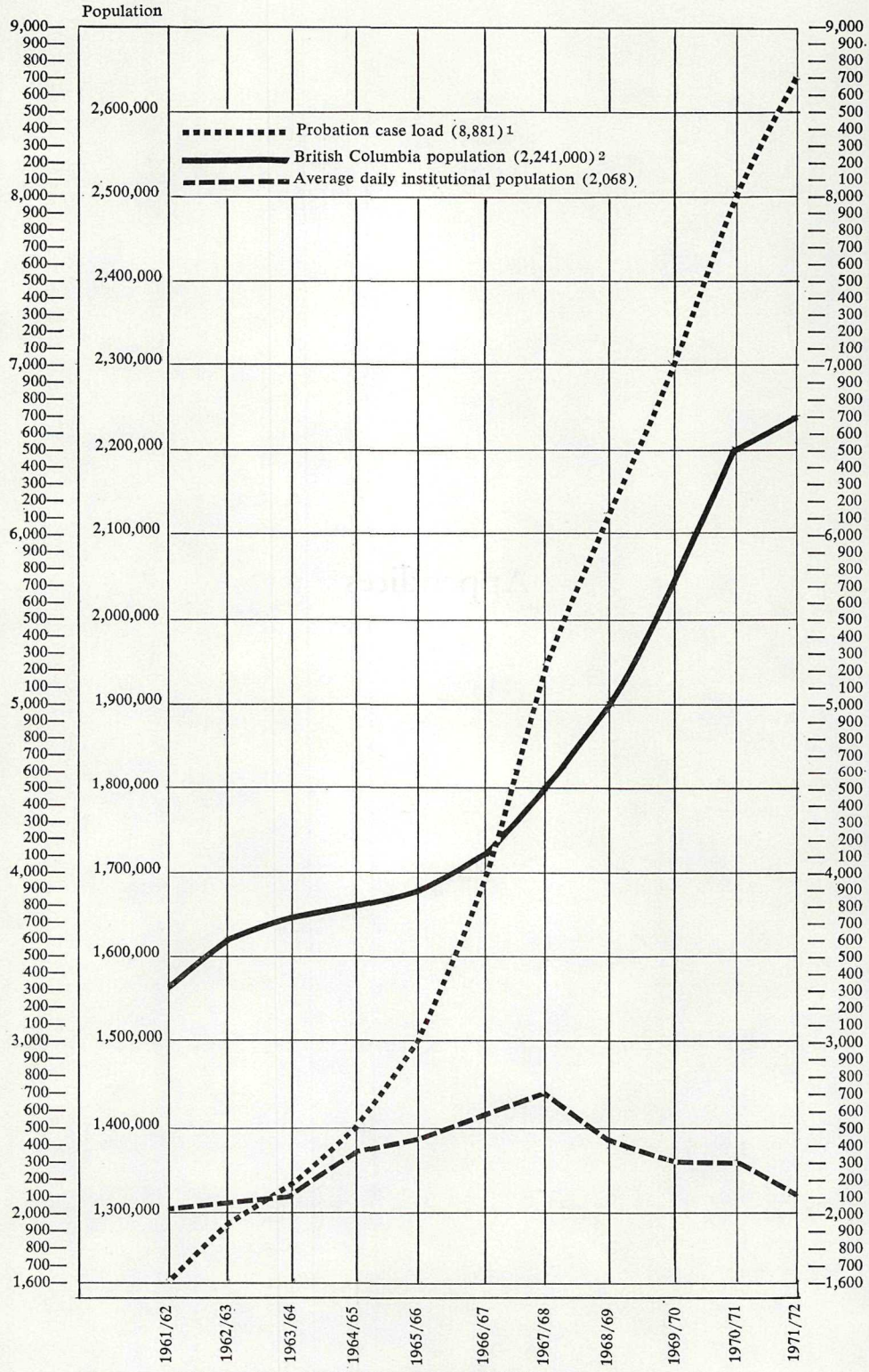

1 Average monthly case load of probation, parole, and WCMA cases.
2 Dominion Bureau of Statistics, *Monthly Population Estimates.*

Institutions

1. *Statement of Expenditure, Year Ended March 31, 1972*

	Lower Mainland Centre			Vancouver Island Centre and Camps	Kamloops Centre and Camps	Prince George Centre and Camps	Haney Correctional Centre and Camps	New Haven Centre	Chilliwack Camps	Alouette River Unit	Twin Maples Farm	Provincial Totals
	Male	Female	Subtotal									
	$	$	$	$	$	$	$	$	$	$	$	$
Salaries	3,321,694	443,758	3,765,452	686,236	672,237	601,312	2,412,785	156,290	454,090	434,523	117,058	9,299,983
Temporary assistance	.....	.....	.....	49,496	51,762	51,660	139,606	24,888	63,936	40,802	10,503	432,653
Office expense	15,371	820	16,191	2,529	2,436	4,690	11,587	790	2,542	2,503	595	43,863
Office furniture and equipment	1,069	398	1,467	254	260	121	1,394	539	461	1,366	.....	5,862
Travelling expense	1,114	28	1,142	3,987	3,426	2,649	1,703	.....	1,228	680	4	14,819
Clothing and uniforms	46,894	6,637	53,531	13,897	15,449	14,400	38,408	5,404	14,196	6,276	1,987	163,548
Provisions and catering	356,805	.....	356,805	54,619	78,236	79,712	157,388	8,857	44,563	52,984	.....	833,164
Laundry and dry-goods	8,826	4,228	13,054	700	2,541	3,108	1,058	2,587	3,172	1,934	47	28,201
Inmates' earnings	50,126	4,829	54,955	23,586	17,771	18,880	46,604	3,511	17,831	22,021	5,142	210,301
Advertising	.....	.....	.....	.....	.....	.....	232	.....	.....	.....	.....	232
Printing and publications	261	.....	261	.....	.....	.....	.....	.....	.....	.....	.....	261
Maintenance and operation of equipment	19,204	1,006	20,210	26,587	19,585	12 427	39,435	2,916	15,417	8,204	2,686	147,467
Equipment and machinery	20,547	2,249	22,796	25,114	16,909	5,737	18,580	8,452	5,325	2,285	1,417	106,615
Medical supplies	23,646	5,540	29,186	4,312	1,623	3,575	4,981	134	685	6,812	941	52,249
Medical services	127,586	5,661	133,247	7,867	7,807	11,245	10,125	469	5,435	5,806	2,280	184,281
Library	482	145	627	261	169	520	1,543	487	74	363	101	4,145
Maintenance of buildings and grounds	21,769	1,431	23,200	11,762	12,677	5,035	8,014	2,927	6,468	13,072	3,133	86,288
Transportation (inmates)	5,468	1,583	7,051	4,508	2,907	6,126	4,210	181	1,931	546	856	28,316
School supplies	497	194	691	9,002	4,373	76	28,135	1,377	1,410	556	334	45,954
Supplies for training	1,606	751	2,357	486	626	1,911	43,267	7,063	1,722	756	32	58,220
Motor-vehicles and accessories	28,427	.....	28,427	25,129	7,061	7,273	24,984	3,605	25,790	4,412	.....	126,681
Incidentals and contingencies	1,364	4	1,368	32	232	123	505	.....	52	264	98	2,674
Farm operations	73,762	.....	73,762	63,864	32,762	1,507	.....	5,448	76	200	14,296	191,915
Sheet-metal plant	18,521	.....	18,521	.....	.....	.....	.....	.....	.....	.....	.....	18,521
Licence-plate shop	201,122	.....	201,122	.....	.....	.....	.....	.....	.....	.....	.....	201,122
Group work programme	.....	.....	.....	.....	.....	.....	3,159	2,352	197	.....	.....	5,708
Vocational shops	2,302	.....	2,302	.....	.....	.....	.....	.....	.....	.....	.....	2,302
Acquisition and construction of buildings	.....	.....	.....	.....	.....	601	9,698	.....	68,317	.....	.....	78,616
Prison industries	76,743	.....	76,743	1,197	.....	24,032	4,854	.....	.....	69	1,782	108,677
Total institutional expenditure	4,425,206	479,262	4,904,468	1,015,425	950,849	856,720	3,012,255	238,277	734,918	606,434	163,292	12,482,638
Add Public Works maintenance costs	312,645	.....	312,645	45,400	58,665	101.534	258,068	17,858	16,839	32,671	7,164	850,844
Totals	4,737,851	479,262	5,217,113	1,060,825	1,009,514	958,254	3,270,323	256,135	751,757	639,105	170,456	13,333,482
Public Works costs—												
Maintenance	312,645	.....	312,645	45,400	58,665	101,534	258.068	17,858	16,839	32,671	7,164	850,844
Capital projects	87,767	.....	87,767	.....	1,500	.....	16,188	.....	.....	406,119	.....	511,574
Totals	400,412	.....	400,412	45,400	60,165	101,534	274,256	17,858	16,839	438,790	7,164	1,362,418

2. *Operational Expenditure, Year Ended March 31, 1972*

	Lower Mainland Centre (Male and Female)	Vancouver Island Regional Correctional Centre and Camps	Kamloops Regional Correctional Centre and Camps	Prince George Regional Correctional Centre and Camps	Haney Correctional Centre and Camps	New Haven Correctional Centre	Chilliwack Forest Camps	Alouette River Unit	Twin Maples Farm	Provincial Totals
Prisoner-days—										
Year ended March 31, 1971	309,348	83,710	73,871	73,622	147,814	14,522	53,832	45,260	6,205	808,184
Year ended March 31, 1972	290,474	73,818	68,250	73,602	136,152	11,286	42,588	49,640	12,045	757,855
Increase	----	----	----	----	----	----	----	4,380	5,840	----
Decrease	18,874	9,892	5,621	20	11,662	3,236	11,244	----	----	50,329
Expenditure for maintenance—	$	$	$	$	$	$	$	$	$	$
Year ended March 31, 1971	4,900,242	1,045,044	923,912	881,791	3,056,687	233,614	673,638	573,089	175,749	12,463,766
Year ended March 31, 1972	5,219,113	1,060,825	1,009,514	958,254	3,270,323	256,135	751,757	639,105	170,456[1]	13,333,482
Increase	316,871	15,781	85,602	76,463	213,636	22,521	78,119	66,016	----	869,716
Decrease	----	----	----	----	----	----	----	----	5,293	----
Average total maintenance cost per day per prisoner—										
Year ended March 31, 1971	15.84	12.48	12.52	11.98	20.67	16.09	12.51	12.66	28.34	15.42
Year ended March 31, 1972	17.96	14.37	14.79	12.99	24.02	22.57	17.65	12.80	14.15[1]	17.59
Increase	2.12	1.89	2.27	1.01	3.35	6.48	5.14	0.14	----	2.17
Decrease	----	----	----	----	----	----	----	----	14.19	----
Expenditure for provisions and catering—										
Year ended March 31, 1971	351,970	61,867	80,743	93,755	182,213	10,497	61,572	47,923	----	890,540
Year ended March 31, 1972	356,805	54,619	78,236	79,712	157,388	8,857	44,563	52,984	(2)	833,164
Increase	4,835	----	----	----	----	----	----	5,061	----	----
Decrease	----	7,248	2,507	14,043	24,825	1,640	17,009	----	----	57,376
Average dietary cost per day per prisoner—										
Year ended March 31, 1971	1.14	0.74	1.09	1.27	1.23	0.72	1.14	1.05	(2)	1.07
Year ended March 31, 1972	1.23	0.73	1.15	1.08	1.15	0.78	1.05	0.86	(2)	1.10
Increase	0.09	----	0.06	----	----	0.06	----	----	----	0.03
Decrease	----	0.01	----	0.19	0.08	----	0.09	0.19	----	----

[1] Provisions not included in this figure.
[2] Provisions and catering included in Alouette River Unit figures.

3. *Movement of Population, Year Ended March 31, 1972*

	Admitting Institutions					Training Institutions and Camps							Grand Total
	Lower Mainland Centre		Vancouver Island Centre	Kamloops Centre	Prince George Centre	Haney Correctional Centre	New Haven Centre	Chilliwack Forest Camps	Snowdon Forest Camp	Lakeview Forest Camp	Alouette River Unit	Twin Maples Farm	
	Male	Female											
On register, morning of April 1, 1971	836	78	145	192	209	422	46	156	60	65	132	26	2,367
Received during year—													
New admissions (from Court)	6,369	690	1,109	1,634	1,351	176	------	------	------	------	199	18	11,546
New admissions (by transfer)	------	------	105	------	19	750	48	418	189	124	171	110	1,934
Re-admissions	754	106	170	43	46	244	8	------	21	5	187	8	1,592
Totals	7,959	874	1,529	1,869	1,625	1,592	102	574	270	194	689	162	17,439
Discharged during year—													
By expiration of sentence and payment of fine	2,606	281	566	1,393	1,111	253	7	277	174	116	139	87	7,010
By escape	11	6	------	7	7	27	20	32	5	11	79	6	211
By death	2	------	------	------	------	1	------	2	------	------	------	------	5
By transfer to Provincial Mental Hospital	128	9	11	2	7	------	------	------	------	------	------	------	157
By release on B.C. Parole	56	11	34	1	------	428	24	66	3	1	------	10	634
By release on National Parole	66	5	11	19	58	45	------	18	16	7	13	6	264
By release on National/B.C. Parole	1	------	1	------	------	17	1	11	------	------	------	2	33
By transfer to other Provincial institutions (gaols)	1,625	114	476	108	52	108	11	58	38	22	54	2	2,668
By release to Court and to bail	2,081	244	252	144	149	118	8	------	------	2	1	------	2,999
By transfer to B.C. Penitentiary	432	21	44	------	48	5	------	------	------	------	1	------	551
By order of Chief Probation Officer	------	------	1	------	------	------	------	------	------	------	263	18	282
Immigration hold	366	96	22	26	10	7	------	1	------	------	------	------	528
Miscellaneous	24	12	13	7	17	141	------	------	------	1	1	1	217
Totals	7,398	799	1,431	1,707	1,459	1,150	71	465	236	160	551	132	15,559
On register, afternoon of March 31, 1972	561	75	98	162	166	442	31	109	34	34	138	30	1,880
Escape index[1]—													
1968/69	0.21	0.39	0.25	0.69	0.16	5.04	10.00	1.46	0.89	0.50	0.92	0.00	0.82
1969/70	0.16	0.00	0.21	0.89	0.67	0.89	5.55	7.36	2.30	1.92	5.50	0.00	0.84
1970/71	0.13	0.13	0.00	0.63	0.50	3.43	10.00	3.89	0.65	1.62	24.00	1.00	1.75
1971/72	0.15	0.75	0.00	0.42	0.49	2.30	35.71	7.65	2.38	8.52	14.18	4.41	1.21

[1] Escape index $\frac{\text{total escapes} \times 100}{\text{total admissions}}$.

4. *Accommodation (Capacity)*

	Admitting Institutions					Training Institutions and Camps						
	Lower Mainland Centre		Vancouver Island Centre	Kamloops Centre	Prince George Centre	Haney Correctional Centre	New Haven Centre	Chilliwack Forest Camps	Alouette River Unit	Twin Maples Farm (Female)	Provincial Total	
	Male	Female									Male	Female
Inmates	691	103	250	206	200	552	40	174	153	60	2,266	163

5. *Population*

Daily average number, year ended March 31, 1971	776	71	229	202	202	404	40	147	124	17	2,124	88
Daily average number, year ended March 31, 1972	717	76	202	183	202	372	31	116	136	33	1,959	109
Increase	----	5	----	----	----	----	----	----	12	16	----	21
Decrease	59	----	27	19	----	32	9	31	----	----	165	----
Peak number, year ended March 31, 1972	844	98	279	219	260	532	46	156	153	49	(1)	(1)
Lowest number, year ended March 31, 1972	561	46	151	137	149	304	22	71	111	20	(1)	(1)

1 The addition of these numbers would yield an invalid total.

6. *Education*

	Admitting Institutions										Training Institutions and Camps													
	Lower Mainland Centre				Vancouver Island Centre		Kamloops Centre		Prince George Centre		Haney Correctional Centre		New Haven Centre		Chilliwack Forest Camps		Snowdon Forest Camp		Lakeview Forest Camp		Alouette River Unit		Twin Maples Farm	
	Male		Female																					
	No.	%	No.	%	No.	%	No.	%	No.	%	No.	%	No.	%	No.	%	No.	%	No.	%	No.	%	No.	%
Nil	54		14	2	7		32	2	40	3	—	—	—	—	2		—	—	1		5	1	5	4
Primary	68	1	6	1	15	2	45	3	48	4	2	—	—	—	7	2	3	1	2	2	6	2	2	2
Elementary	1,912	30	202	29	361	30	685	42	614	45	318	34	23	48	154	37	58	31	43	35	190	52	73	57
High school	4,002	63	419	61	773	63	852	52	649	47	583	63	25	52	247	59	124	66	72	58	164	44	47	37
College	333	6	49	7	58	5	20	1	19	1	23	3	—	—	8	2	4	2	6	5	5	1	1	—
Totals	6,369	100	690	100	1,214	100	1,634	100	1,370	100	926	100	48	100	418	100	189	100	124	100	370	100	128	100

7. *Race*

Caucasian	5,569	87	442	64	1,021	84	1,152	70	932	68	793	85	44	92	346	82	158	84	92	74	305	83	68	53
Negroid	110	2	38	6	7		2		3	—	11		1	2	—	—	—	—	1		1	—	—	—
Oriental	91	1	5		3	1	2	1	2	—	3	2	—	—	2	1	—	—	—	3	—	—	—	—
Non-B.C. Indian	182	3	63	9	27	2	61	4	104	8	22	3	—	—	21	5	3	1	3		27	7	10	8
B.C. Indian	417	7	142	21	156	13	417	25	329	24	97	10	3	6	49	12	28	15	28	23	37	10	50	39
Totals	6,369	100	690	100	1,214	100	1,634	100	1,370	100	926	100	48	100	418	100	189	100	124	100	370	100	128	100

8. *Nationality*

Canadian (citizen)	5,288	83	542	79	1,136	94	1,593	98	1,288	94	912	98	48	100	390	93	171	90	117	95	352	95	124	97
British	202	3	24	3	14	1	2	—	14	1	—	—	—	—	8	2	11	6	2	1	4	1	1	—
Subtotals	5,490	86	566	82	1,150	95	1,595	98	1,302	95	912	98	48	100	398	95	182	96	119	96	356	96	125	97
American	388	6	85	12	48	4	33	2	25	2	12		—	—	3	1	3		2		2	1	—	—
European	397	7	23	3	10		5	—	40	3	2	2	—	—	15	4	3	4	2	4	12	3	3	3
Oriental	46		2		2	1	1	—	2	—	—	—	—	—	—	—	—		—		—	—	—	—
Other	48	1	14	3	4		—	—	1	—	—	—	—	—	2	—	1		1		—	—	—	—
Subtotals	879	14	124	18	64	5	39	2	68	5	14	2	—	—	20	5	7	4	5	4	14	4	3	3
Totals	6,369	100	690	100	1,214	100	1,634	100	1,370	100	926	100	48	100	418	100	189	100	124	100	370	100	128	100

9. *Marital Status*

	Admitting Institutions										Training Institutions and Camps													
	Lower Mainland Centre				Vancouver Island Centre		Kamloops Centre		Prince George Centre		Haney Correctional Centre		New Haven Centre		Chilliwack Forest Camps		Snowdon Forest Camp		Lakeview Forest Camp		Alouette River Unit		Twin Maples Farm	
	Male		Female																					
	No.	%	No.	%	No.	%	No.	%	No.	%	No.	%	No.	%	No.	%	No.	%	No.	%	No.	%	No.	%
Single	4,114	64	346	51	707	58	1,027	63	878	64	788	85	45	94	241	59	132	70	74	60	187	51	43	33
Married	1,224	19	171	25	314	26	360	22	314	23	102	11	2	4	108	25	45	24	31	25	61	17	49	40
Widowed	78	1	19	2	17	1	21	1	25	2	1	—	—	—	9	2	—	—	1	1	19	5	3	2
Separated	651	11	108	16	111	10	173	11	129	9	30	3	—	—	38	9	5	2	9	7	76	20	27	21
Divorced	302	5	46	6	65	5	53	3	24	2	5	1	1	2	22	—	7	4	9	7	27	7	6	4
Totals	6,369	100	690	100	1,214	100	1,634	100	1,370	100	926	100	48	100	418	100	189	100	124	100	370	100	128	100

10. *Age-group*

15 years and under	1		—	—	4	—	—	—	1	—	14	2	—	—	1		—	—	—	—	—	—	—	—
16 years to 17 years	149	2	21	3	62	5	29	1	31	2	203	22	13	27	9	2	3	1	1	1	—	—	6	4
18 years to 23 years	2,562	40	329	48	487	40	542	33	460	34	592	64	35	73	160	38	110	58	54	43	16	4	35	29
24 years to 34 years	1,907	30	224	32	314	26	441	28	396	29	77	8	—	—	152	37	50	27	48	39	89	24	46	35
35 years to 45 years	1,009	16	80	12	168	14	365	22	293	21	27	3	—	—	70	17	20	11	12	10	108	29	28	22
46 years and over	741	12	36	5	179	15	257	16	189	14	13	1	—	—	26	6	6	3	9	7	157	43	13	10
Totals	6,369	100	690	100	1,214	100	1,634	100	1,370	100	926	100	48	100	418	100	189	100	124	100	370	100	128	100

11. *Use of Alcohol*

Abstainer	483	8	191	27	111	10	41	2	93	7	41	4	2	4	36	9	33	17	33	26	4	1	24	20
Temperate	2,472	39	287	42	393	32	352	22	824	60	690	74	38	79	141	34	59	31	20	16	1	—	22	16
Intemperate	3,414	53	212	31	710	58	1,241	76	453	33	195	22	8	17	241	57	97	52	71	58	365	99	82	64
Totals	6,369	100	690	100	1,214	100	1,634	100	1,370	100	926	100	48	100	418	100	189	100	124	100	370	100	128	100

12. *Use of Narcotics*

Abstainer	4,368	68	417	61	941	78	1,443	88	1,213	88	405	44	13	27	283	68	120	64	93	75	363	98	90	70
Infrequent	2	—	7	1	15	1	136	8	108	8	521	56	30	62	4	1	6	3	7	6	2		18	14
Habitual user	1,999	32	266	38	258	21	55	4	49	4	—	—	5	11	131	31	63	33	24	19	5	2	20	16
Totals	6,369	100	690	100	1,214	100	1,634	100	1,370	100	926	100	48	100	418	100	189	100	124	100	370	100	128	100

13. *Creed*

Protestant	2,920	46	259	37	661	54	673	42	550	40	452	49	36	75	170	40	106	56	75	60	147	40	74	58
Roman Catholic	2,184	34	290	42	360	30	816	50	683	49	288	31	12	25	186	44	46	24	35	28	180	49	36	28
Atheist-agnostic	272	4	54	8	162	14	138	8	37	4	3	—	—	—	30	8	—	—	11	9	15	4	1	
Other	993	16	87	13	31	2	7	—	100	7	183	20	—	—	32	8	37	20	3	3	28	7	17	14
Totals	6,369	100	690	100	1,214	100	1,634	100	1,370	100	926	100	48	100	418	100	189	100	124	100	370	100	128	100

14. *Duration of Sentence*

By months—																								
Under 1	2,045	32	231	33	237	20	717	44	371	27	10	1	—	—	—	—	11	6	1	1	1		2	—
1 and under 2	441	7	35	5	200	17	218	13	298	22	16	2	—	—	17	4	14	7	7	6	9	2	14	11
2 and under 3	254	4	26	4	57	5	122	7	144	11	42	5	—	—	21	5	12	6	6	5	28	8	31	24
3 and under 6	389	6	59	9	151	12	240	15	166	12	88	9	—	—	107	25	65	34	25	20	58	16	33	28
6 and under 12	362	6	33	5	114	9	130	8	111	8	66	7	1	2	123	30	48	25	32	26	52	14	14	11
12 and under 18	133	2	11		53	4	43	3	50	4	35	4	1	2	38	9	13	7	26	20	14	4	9	7
18 and under 24	80		10	3	40	3	37	2	31	2	26	3	1	2	23	5	5	3	11	9	9	2	7	5
24 and over[1]	4	1	—	—	—	—	—	—	3	—	6	—	—	—	1	1	—	—	—	—	—	—	—	—
Life	—	—	—	—	—	—	—	—	1	—	—	—	—	—	—	—	—	—	—	—	—	—	—	—
Definite-indeterminate	575	9	23	3	98	8	20	1	23	2	589	64	45	94	88	22	21	12	16	13	—	—	11	9
Penitentiary	233	4	14		34	3	15	1	24	2	—	—	—	—	—	—	—	—	—	—	—	—	—	—
Not finished/Court	907	14	15	4	120	10	17	1	28	2	22	2	—	—	—	—	—	—	—	—	—	—	—	—
Released at Court (no gaol sentence)	888	14	226	33	110	9	77	5	115	8	26	3	—	—	—	—	—	—	—	—	—	—	—	—
Indeterminate	—	—	—	—	—	—	—	—	—	—	—	—	—	—	—	—	—	—	—	—	199	54	7	5
To Provincial Mental Hospital	58	1	7	1	—	—	—	—	5	—	—	—	—	—	—	—	—	—	—	—	—	—	—	—
Totals	6,369	100	690	100	1,214	100	1,634	100	1,370	100	926	100	48	100	418	100	189	100	124	100	370	100	128	100

15. *Previous Admissions*

Nil	3,164	49	456	66	735	60	902	55	716	52	813	88	47	98	308	74	187	99	44	35	247	67	118	92
One	1,086	17	91	13	182	15	213	13	235	17	93	10	1	2	71	17	2	1	28	23	91	25	7	5
Two	538	9	38	5	100	8	123	7	123	9	16	2	—	—	22	5	—	—	30	24	19	5	2	
Three	330	5	19	3	49	4	72	5	72	5	3	—	—	—	8	2	—	—	10	8	4	1	1	3
Four to ten	854	13	68	10	82	8	211	13	153	12	1	—	—	—	8	2	—	—	7	6	9	2	—	—
Eleven or more	397	7	18	3	66	5	113	7	71	5	—	—	—	—	1	—	—	—	5	4	—	—	—	—
Totals	6,369	100	690	109	1,214	100	1,634	100	1,370	100	926	100	48	100	418	100	189	100	124	100	370	100	128	100

[1] As a result of consecutive sentences.

16. *Offences for Which Prisoners Were Admitted During the Year (by Major Offence)*

	Admitting Institutions					Training Institutions and Camps						
	Lower Mainland Centre		Vancouver Island Centre	Kamloops Regional Centre	Prince George Regional Centre	Haney Correctional Centre	New Haven Centre	Chilliwack Forest Camps	Snowdon Forest Camp	Lakeview Forest Camp	Alouette River Unit	Twin Maples Farm
	Male	Female										
(a) Crimes Against the Person												
Abduction	3			2								
Abortion								1				
Assault, common	136	4	17	62	25	12	1		2	2		
Assault, causing bodily harm	2	15	25	3	40	35	1	9	6	8		5
Assault, with intent and other (felonious)	119		7	15	15			7	2			2
Attempted suicide	3		1									
Attempted murder	10	3	1	1	1							
Carnal knowledge	5		1									
Criminal negligence	8	2	2	12	2	2		1	1			1
Extortion			1									
Indecent assault (female)	36		7	5	6	6		5	1	4	1	
Manslaughter	5			1	3	2						
Murder (noncapital)	26	1	7	9	13	1						
Rape, and assault with intent	21		4	4	3	2	1			1		
Seduction				1								
Sexual intercourse (with female under 14)				2								
Shooting, with intent	6		2		3							
Threatening			1	1								
Subtotals	380	25	76	118	111	60	3	23	12	15	1	8
Percentage	6	4	6	7	8	6	6	5	6	12		6
(b) Crimes Against Property												
Arson and incendiarism	16	3	2	5	2	6						1
Breaking and entering	620	21	154	92	104	222	18	61	25	23	20	10
Conspiracy	13	2		7	5	1	1					
False pretences	202	28	45	63	35	30		22	11	9	19	10
Forgery	108	25	5	5	8	24		11	2	3	7	5
Fraud	136	39	21	17	29	17	2	11	4	1	8	11
Mischief (damage to property)	69	13	9	28	19	8		5	1		2	1
Possession of housebreaking instruments	31		4	2				2				
Possession of or receiving stolen goods	276	20	48	88	70	59	2	29	11	1	7	
Robbery	229	22	24	21	47	36	5	10	2	3	11	10
Taking auto without owner's consent	6	4	5	8	5	2		3	1	1	2	
Theft and attempted theft—												
Over $50	447	36	54	101	90	73	6	57	24	18	21	8
Under $50	629	61	79	119	118	35	2	46	9	5	22	3
By conversion					4							
Theft of automobile			18			61						
Trespass	6	8			14							

Unlawfully in dwelling	—	—	—	4	—	—	—	—	—	—	—	—
Uttering	2	—	30	16	8	5	1	3	5	5	—	—
Subtotals	2,790	282	498	576	558	579	37	260	95	69	119	59
Percentage	44	41	41	38	41	63	77	62	51	56	32	46
(c) Crimes Against Public Morals and Decency												
Bigamy	3	—	—	—	—	1	—	—	—	—	—	—
Contributing to juvenile delinquency	25	5	8	6	2	8	—	5	—	2	—	3
Incest	2	—	—	2	—	—	—	—	—	—	1	—
Indecent act	—	—	—	1	—	—	—	—	—	—	—	—
Indecent exposure	11	1	2	10	4	3	—	2	—	—	1	—
Gross indecency	17	—	2	—	—	—	—	—	—	—	—	—
Keeper of bawdy-house	1	1	—	—	—	—	—	—	—	—	—	—
Prostitution	—	58	—	—	—	—	—	—	—	—	—	—
Procuring and living off avails of prostitution	—	—	—	—	—	2	—	—	—	—	—	—
Keeper of gambling-house	—	—	—	1	—	—	—	—	—	—	—	—
Subtotals	59	65	12	20	6	14	—	7	—	2	2	3
Percentage	1	9	1	2	—	2	—	2	—	1	1	3
(d) Crimes Against Public Order and Peace												
Breach of *Motor-vehicle Act*	448	14	85	113	122	17	—	26	22	8	17	3
Breach of probation order	—	—	18	—	—	—	—	—	10	1	—	—
Breach of recognizance	90	4	1	14	8	10	—	10	—	—	7	3
By-law offences (not B.C.L.A.)	32	—	1	—	9	1	—	—	—	—	—	—
Causing disturbance	114	44	87	171	90	5	—	2	3	5	4	4
Chronic alcoholic, *Summary Convictions Act* (sec. 64A)	—	—	—	—	—	—	—	—	—	—	199	18
Dangerous driving	—	—	—	—	—	—	—	—	—	1	—	—
Driving while intoxicated	3	—	—	—	—	—	—	—	—	—	—	—
Driving with blood alcohol over 0.08	—	—	32	—	—	10	—	9	—	—	—	—
Impaired driving	645	35	154	326	263	23	—	10	17	8	13	6
Failing to remain at the scene of accident	8	3	13	9	2	4	—	1	1	—	—	—
Government Liquor Act offences	68	1	5	43	24	1	—	3	—	—	—	2
Excise Act offences	—	1	—	1	—	—	—	—	—	—	—	—
Food and Drug Act offences	—	—	—	9	—	—	—	—	—	—	—	—
Escape	31	1	—	2	2	4	—	—	—	—	4	—
Narcotic and Drug Act offences	769	85	96	59	62	149	7	42	22	11	3	14
Obstructing a peace officer	69	8	3	11	10	7	—	—	1	1	—	1
Perjury	—	—	—	—	—	1	—	—	—	—	—	1
Possession of offensive weapon	156	2	16	14	27	20	1	4	3	2	1	—
Skipping bail	—	—	3	—	—	—	—	—	1	—	—	—
Public mischief	—	—	9	—	—	—	—	—	—	—	—	—
Unlawful shooting	1	—	1	—	1	1	—	—	—	—	—	—
Vagrancy	137	10	53	39	8	—	—	—	—	1	—	6
Subtotals	2,571	208	577	812	628	253	8	107	80	38	248	58
Percentage	40	30	48	53	46	27	17	26	42	31	67	45
(e) Other Offences (Unclassified)												
Other offences	569	110	51	108	67	20	—	20	2	—	—	—
Percentage	9	16	4	—	5	2	—	5	1	—	—	—
Grand totals	6,369	690	1,214	1,634	1,370	926	48	418	189	124	370	128
Percentage	100	100	100	100	100	100	100	100	100	100	100	100

17. *Work Placement of Admissions (Daily Average Dispersion)*

	Admitting Institutions										Training Institutions and Camps													
	Lower Mainland Centre				Vancouver Island Centre		Kamloops Centre		Prince George Centre		Haney Correctional Centre		New Haven Centre		Chilliwack Forest Camps		Snowdon Forest Camp		Lakeview Forest Camp		Alouette River Unit		Twin Maples Farm	
	Male		Female																					
	No.	%	No.	%	No.	%	No.	%	No.	%	No.	%	No.	%	No.	%	No.	%	No.	%	No.	%	No.	%
Manufacturing (shops)	53	7	—	—	—	—	—	—	16	8	—	—	—	—	—	—	—	—	—	—	15	11	7	21
Maintenance (shops)	28	4	—	—	11	9	8	4	9	5	7	2	—	—	3	3	1	2	—	—	15	11	—	—
Farming labour	25	4	—	—	28	24	25	14	9	5	—	—	10	25	—	—	—	—	—	—	13	10	12	37
Domestic labour	128	18	30	40	31	26	44	24	39	19	82	21	9	23	31	27	8	20	8	18	30	22	10	30
Forestry labour	—	—	—	—	—	—	22	12	60	30	47	12	—	—	29	25	29	71	27	61	15	11	—	—
Maintenance (grounds)	59	8	3	4	—	—	28	15	8	4	43	11	—	—	26	22	3	7	9	21	34	25	4	12
Vocational shops	6	1	15	20	—	—	—	—	—	—	61	16	21	52	—	—	—	—	—	—	—	—	—	—
Academic	1	—	8	11	—	—	—	—	—	—	36	10	—	—	—	—	—	—	—	—	—	—	—	—
Academic and labour	—	—	—	—	—	—	—	—	1	—	33	9	—	—	—	—	—	—	—	—	—	—	—	—
Day parole	5	—	½	—	2	2	2	1	2	1	1	—	—	—	—	—	—	—	—	—	—	—	—	—
Awaiting disposition (Court, classification, etc.)	254	36	17	22	24	21	52	28	52	26	24	6	—	—	12	10	—	—	—	—	—	—	—	—
Unemployed (unfit)	—	—	—	—	—	—	2	1	1	—	1	—	—	—	2	2	—	—	—	—	—	—	—	—
In cells (unemployed employables)	127	18	1½	2	17	15	—	—	—	—	—	—	—	—	—	—	—	—	—	—	14	10	—	—
Search, rescue, and labour	—	—	—	—	—	—	—	—	—	—	40	11	—	—	—	—	—	—	—	—	—	—	—	—
Isolation	8	1	½		1	1	1		1		1	—	—	—	1	1	—	—	—	—	—	—	—	—
Under observation	8	1	—	—	—		1	1	1	1	3	1	—	—	—	—	—	—	—	—	—	—	—	—
Hospital	16	2	½	1	2	2	—	—	2	1	5	1	—	—	—	—	—	—	—	—	—	—	—	—
Construction labour	—	—	—	—	—	—	—	—	—	—	—	—	—	—	6	5	—	—	—	—	—	—	—	—
DASH Programme	—	—	—	—	—	—	—	—	—	—	—	—	—	—	6	5	—	—	—	—	—	—	—	—
Totals	717	100	76	100	116	100	185	100	201	100	384	100	40	100	116	100	41	100	44	100	136	100	33	100

[1] Academic classroom (36) tabulated in other employment categories.

18. *Institutional Staff as at March 31, 1972*

Pay Classification	Admitting Institutions					Training Institutions and Camps					Totals
	Lower Mainland Centre		Vancouver Island Centre and Camps	Kamloops Centre and Camps	Prince George Centre and Camp	Haney Correctional Centre and Camps	New Haven Centre	Chilliwack Forest Camps	Alouette River Unit	Twin Maples Farm	
	Male	Female									
1. Administration—											
Warden 2	1	—	—	—	—	1	—	—	—	—	2
Warden 1	—	—	1	1	1	—	—	—	1	—	4
Deputy Warden 2	3	—	—	—	—	3	—	1	—	—	7
Deputy Warden 1	7	—	1	1	1	2	—	—	1	—	14
Director (New Haven)	—	—	—	—	—	—	1	—	—	—	1
2. Clerical and stores—											
Clerk 6	—	—	—	—	—	1	—	—	—	—	1
Principal Officer (Clerical)	1	—	1	1	1	1	—	1	1	—	7
Senior Correctional Officer (Accountant)	1	—	—	—	—	—	—	—	—	—	1
Senior Correctional Officer (Clerical)	1	—	—	—	—	—	—	—	—	—	1
Clerk 2	—	—	—	—	—	2	—	—	—	—	2
Clerk 3	3	—	—	—	—	3	—	—	—	—	6
Clerk 4	1	—	1	—	—	3	—	—	—	—	5
Clerk 5	1	1	—	—	—	1	1	—	—	—	4
Clerk-Stenographer 2	3	—	1	1	1	5	—	1	—	—	12
Clerk-Stenographer 2 (part-time)	—	—	—	—	—	—	1	1	1	—	3
Clerk-Stenographer 3	2	—	—	—	—	2	—	—	1	—	5
Clerk-Stenographer 3 (part-time)	—	—	—	—	—	—	1	—	—	—	1
Clerk-Stenographer 5	1	—	—	—	—	1	—	—	—	—	2
Switchboard Operator 2	—	—	—	—	—	2	—	—	—	—	2
Stockman 5	1	—	—	1	—	1	—	1	—	—	4
Stockman 6	1	—	—	—	—	—	—	—	—	—	1
Supervisor of Stores	—	—	—	—	—	1	—	—	—	—	1
3. Maintenance and trades—											
Shop Foreman 1 (Shoe Shop)	1	—	—	—	1	—	—	—	—	—	2
Shop Foreman (Sock Shop)	1	—	—	—	—	—	—	—	—	—	1
Shop Foreman 1 (Tailor Shop)	1	—	—	—	1	—	—	—	—	—	2
Plumber	1	—	—	—	—	1	—	—	—	—	2
Carpenter	2	1	1	—	1	2	—	—	—	—	7
Painter	1	—	—	—	—	—	—	—	—	—	1
Electrician	2	—	—	—	—	1	—	1	1	—	5
Foreman Electrician	1	—	—	—	—	1	—	—	—	—	2
Foreman Carpenter	1	—	—	—	—	—	—	—	—	—	1
Foreman Plumber	1	—	—	—	—	—	—	—	—	—	1
Shop Foreman 2 (Licence-plate shop)	1	—	—	—	—	—	—	—	—	—	1

18. *Institutional Staff as at March 31, 1972*—Continued

Pay Classification	Admitting Institutions					Training Institutions and Camps					Totals
	Lower Mainland Centre		Vancouver Island Centre and Camps	Kamloops Centre and Camps	Prince George Centre and Camp	Haney Correctional Centre and Camps	New Haven Centre	Chilliwack Forest Camps	Alouette River Unit	Twin Maples Farm	
	Male	Female									
Shop Foreman 1 (Licence-plate shop)	1	—	—	—	—	—	—	—	—	—	1
Shop Foreman 2 (Sheet-metal shop)	1	—	—	—	—	—	—	—	—	—	1
Shop Foreman 1 (Sheet-metal shop)	1	—	—	—	—	—	—	—	—	—	1
Foreman of Works 1	—	—	—	—	—	1	—	—	—	—	1
Foreman of Works 2	1	—	—	—	—	—	—	—	—	—	1
Food Service Officer 1	8	—	2	1	1	7	1	—	2	—	22
Food Service Officer 2	1	—	1	1	1	1	—	1	1	—	7
Food Service Officer 3	1	—	—	—	—	1	—	—	—	—	2
Laundryman 4	—	—	—	—	—	1	—	—	—	—	1
Mechanic, Foreman	1	—	—	—	—	1	—	—	—	—	2
Mechanic 2	1	—	—	—	—	2	—	1	—	—	4
4. Social work staff—											
Probation Officer 1	—	—	—	—	—	4	—	—	—	—	4
Probation Officer 2	—	—	—	—	—	3	—	—	3	—	6
Probation Officer 3	—	—	—	—	—	1	—	—	—	—	1
Social Worker (New Haven)	—	—	—	—	—	—	1	—	—	—	1
Probation Officer 4	—	—	—	—	—	1	—	—	—	—	1
5. Instructors and teachers—											
Vocational Instructor 1	—	—	—	—	—	1	—	—	—	—	1
Vocational Instructor 3	—	—	—	—	—	13	—	—	—	—	13
Instructor (New Haven/LMC/PGC)	3	—	—	—	1	—	2	—	—	—	6
Instructor, Mechanic	—	—	—	1	—	—	—	—	—	—	1
Instructor, Carpenter	—	—	—	1	—	—	—	—	—	—	1
Instructor, Tailor	—	—	—	—	—	—	—	—	1	—	1
Supervisor, Academic Education	—	—	—	—	—	1	—	—	—	—	1
Supervisor, Manual Arts	—	—	—	—	—	—	1	—	—	—	1
Supervisor, Vocational Education	—	—	—	—	—	1	—	—	—	—	1
Teacher, Academic	—	—	—	—	—	3	—	—	—	—	3
6. Medical and hospital staff—											
Medical Specialist 3 (Headquarters)	1	—	—	—	—	—	—	—	—	—	1
Medical Specialist 1	1	—	—	—	—	—	—	—	—	—	1
Dental Officer 2	1	—	—	—	—	—	—	—	—	—	1
Nurse, Superintendent 2	1	—	—	—	—	—	—	—	—	—	1
Assistant Charge Psychiatric Nurse	2	—	—	—	—	—	—	—	—	—	2
Staff Nurse 2	5	1	—	—	—	—	—	—	—	—	6
Pharmacist 2	1	—	—	—	—	—	—	—	—	—	1

Laboratory Technician 3	1	—	—	—	—	—	—	—	—	—	1
X-ray Technician 3	1	—	—	—	—	—	—	—	—	—	1
Senior Hospital Officer	—	—	—	—	—	1	—	—	—	—	1
7. Miscellaneous specialists—											
Senior Protestant Chaplain (Headquarters)	1	—	—	—	—	—	—	—	—	—	1
Senior Roman Catholic Chaplain (Headquarters)	1	—	—	—	—	—	—	—	—	—	1
Chaplains Headquarters)	1	—	—	—	—	1	—	—	—	—	2
Chaplains (Headquarters) (part-time)	1	—	4	2	2	1	—	2	2	2	16
Recreational Consultant 2 (N.C.C.)	—	—	—	—	—	1	—	—	—	—	1
8. Correctional staff—											
Senior Correctional Officer	14	—	3	3	2	14	1	3	3	—	43
Senior Correctional Matrons	—	1	—	—	—	—	—	—	—	1	2
Principal Officers	26	—	8	7	7	16	1	4	3	—	72
Principal Matrons	—	6	—	—	—	—	—	—	—	2	8
Correctional Officers	87	—	45	36	28	118	8	38	23	—	383
Correctional Matrons	—	21	—	—	—	—	—	—	—	8	29
Security Officers	164	—	15	29	32	59	—	1	10	—	310
Security Officers (part-time)	20	—	—	—	—	—	—	9	3	—	32
Security Matrons	—	11	—	—	—	—	—	—	—	4	15
Security Matrons (part-time)	—	9	—	—	—	—	—	—	—	1	10
Security Matron and P.B.X.	2	—	—	—	—	—	—	—	—	—	2
Security Officers (trades pay)	4	—	—	—	—	—	—	—	—	—	4
	394	52	84	86	81	287	19	65	57	18	1,143

Printed by K. M. MacDonald, Printer to the Queen's Most Excellent Majesty
in right of the Province of British Columbia.
1973

630-473-2949