On Page 80, Table 109, figures listed under "Neglect" should appear under "Sexual Abuse" and vice versa.

nistry of
man Resources

nnual Report
980-81

Province of
British Columbia

Office of the Minister of Human Resources,
Parliament Buildings, Victoria, BC

March, 1982

The Honourable Henry Bell-Irving, D.S.O., O.B.E., E.D.,
Lieutenant-Governor of the Province of British Columbia

MAY IT PLEASE YOUR HONOUR:

The Annual Report of the Ministry of Human Resources for fiscal year 1980-81 is herewith respectfully submitted.

GRACE McCARTHY
Minister of Human Resources

istry of Human Resources,
oria, BC

h, 1982

Honourable Grace McCarthy,
ister of Human Resources,
oria, BC

am:
e the honour to submit the Annual Report of the Ministry
uman Resources for fiscal year 1980-81.

N NOBLE,
ity Minister of Human Resources

HIGHLIGHTS OF 1980-81
Report of the Deputy Minister, John Noble

This year the Ministry of Human Resources has taken a new approach to its annual report. We have developed a new format and included additional information to provide for greater public accountability. The changes also respond to recommendations made by the provincial Auditor General in 1980.

The Human Resources Ministry volunteered to be the first provincial ministry to participate in such a comprehensive audit, which differs from a traditional audit in that it assesses other factors besides financial management. The 1980 comprehensive audit examined all of the ministry's activities including its management and information controls and systems. The findings and recommendations of this audit were presented to the Legislative Assembly in the Auditor General's 1980 report.

Recommendations were made in several areas, including the reporting of information on performance and other factors, financial management and control, electronic data processing and internal audit procedures. The ministry has taken steps to address the recommendations in each of these areas. Developments initiated during 1980-81 are included in the appropriate sections of this annual report.

To improve information on the ministry's activities we are now using a fiscal year reporting format, rather than reporting on the calendar year as we have done since 1973. This report provides information for the period April 1, 1980 to March 31, 1981. A fiscal year reporting format provides for more relevant and accurate statistics since our estimates, accounting procedures, contracts and community grants are all based on a fiscal year system.

To ease the transition to a fiscal year format and to provide complete information for the fiscal year 1980-81, this report repeats some information that was included in the ministry's 1980 annual report.

To further improve the ministry's accountability, this annual report includes additional statistics to present a more complete picture of the ministry's activities. Information (on statutory authorities and objectives) is included for each program area. In some areas, additional program measures are included to report on program operations, activities and performance to indicate the extent to which programs have succeeded in meeting their objectives.

Program descriptions have also been expanded to include historical information illustrating the progress and changes in ministry programs. This information will be periodically included in future annual reports to summarize further developments.

For the first time in several years, this annual report includes information on regional developments and highlights. This will give a perspective on the various ways that regions respond to the needs of their communities within the statutory responsibilities of the ministry as a whole.

This revision of the annual report is a significant step for the ministry but it is just a first step in what will be a major focus of the ministry in years to come: to develop and implement expanded performance measurement systems to allow for analysis of program delivery and cost effectiveness. We continue to work for improved accountability both to the legislature and to the people of British Columbia. For example, in February 1981, field testing of a revised comprehensive audit process was carried out in two ministry district offices. The results will be analyzed to determine whether present audit systems should be revised.

September 1980 marked the introduction of the Individual Opportunity Plan — an individualized approach that helps employable income assistance recipients to find independence. The plan is based on a recognition of the temporary nature of most of the income assistance caseload and on an awareness of the individual needs and abilities of our clients. Ministry staff work with selected clients to develop a personalized approach to job finding and educational upgrading that supports the individual's goals. The personalized approach might include counselling, community college courses, on-the-job training and experience, or intensive seminars such as the two-week Job Action program that shows clients how to get and keep the job they want. Already this approach is showing results in each of the regions around the province.

Another major achievement of the ministry reflects the new directions of our work with families and children in recent years. In August, 1980, the new Family and Child Service Act was passed by the provincial Legislature. This act, to be proclaimed in 1981, takes into account more than 1,200 submissions on a white paper on children's legislation. It reflects the emphasis on family support services in recent years.

In 1980-81, the ministry focussed a great deal of attention on the areas of planning for the development of new community resources for the

ly handicapped. This was a priority for the International Year of Disabled Per-
The ministry is placing special emphasis ar on developing systems to evaluate and r the resources and services available for ndicapped. We will be working together e Ministries of Education, Health, Attor-eneral and Labour to develop an integrat-n to develop an awareness of the abilities abled people in British Columbia. hout the 80s, attention will be focussed onding to the needs of the handicapped t of our population and supporting their ation in society.

lly, on the subject of the 1980s, I would mention that working in the social ser-eld during this period of accelerated so-d economic changes is a challenge for all Ministry staff deserve full recognition for edication to the principle of helping peo-velop their own independence.

able of Contents

CTION I FINANCIAL REPORT

Ministry Financial Data 10
Federal and Municipal Program Cost-Sharing 12

CTION II ADMINISTRATION AND ORGANIZATION

Regional Map 14
Ministry Administration and Organization 15
Service Delivery System 16
Organizational Chart 17
Ministry Comptroller's Office 17
Management Information Services 18
Audit Team 18
Office Supply and Services 18
Personnel and Staff Training 19
nformation Services 20
Research and Statistics 20
Federal-Provincial Agreements 21
Community Human Resources and Health Centres 22
Program Evaluation and Planning Support 22

CTION III FAMILY AND CHILDREN'S SERVICES

ntroduction to Programs and Services 24
amily Support Services 24
Infant Development 24
Child Day-care Subsidy 25
CHANCE 27
Special Services to Children 27
Children's Rehabilitation Resources 28
Family Support Homemakers 28
hild Protection Services 29
ervices for Children in Care 35
Foster Homes 36
Specialized Resources for Children 36
doption Services 38
Post-Adoption Services 41

CTION IV INCOME ASSISTANCE

ntroduction to Programs and Services 44
nancial Assistance 44
GAIN Basic Income Assistance 44
GAIN for Handicapped 45
GAIN Seniors Supplement 47
Other Services and Benefits 47
School Start-Up Allowance 47
Christmas Supplementary Allowance 47
Camp Fees 48
Crisis Grants 48
Diet Allowance 48
Natal Allowance 48
Comforts Allowance 48
Guide Dog Allowance 48
Burial of Indigents 48
Repatriation 49
Transition Houses and Hostels 49

Ministry Inspectors 50
Rental Assistance 51
RentAid 51
SAFER 51
Adult Rehabilitation 52
Incentive Allowance 53
Earnings Exemption 53
Community Involvement 53
Assistance to Employment 54
Educational, Vocational and Rehabilitative Services 54
Work Activity 54
Job Action 55

SECTION V HEALTH CARE SERVICES
Health Care Services 58
Pharmacare 59

SECTION VI COMMUNITY SERVICES
Community Grants 62
Achievement Centres 69
Lower Mainland Special Services 73
Emergency Services 74
Emergency Shelters 78
Child Abuse Team 78
Medical Clinic and Clinical Services 81
In-Home Services 81
Senior Citizens' Counsellors 81
Seniors' Day Centres 82
Bus Passes 83
British Columbia Council for the Family 83

SECTION VII RESIDENTIAL SERVICES FOR THE MENTALLY HANDICAPPED
Introduction to Residential Services 86
Community Residential Care 86
Residential Centres 88
Woodlands 88
Tranquille 89
Glendale 90

SECTION VIII LEGISLATION 93

SECTION I

Financial Report

MINISTRY FINANCIAL DATA

Figure 1 Expenditures of the Ministry*, 1980-81
(Total $754.8 million)

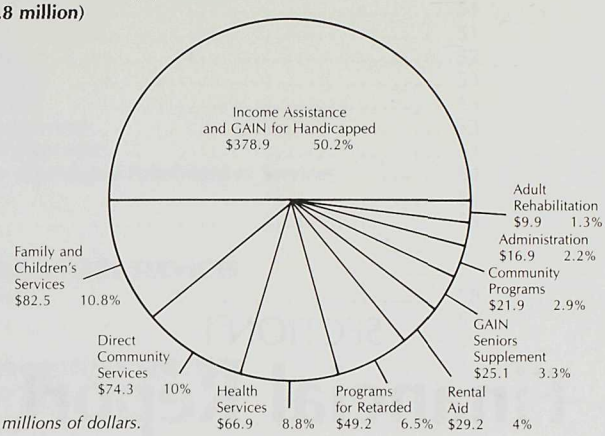

** Expenditure figures in millions of dollars.*

Table 1 Gross Expenditures, Comparison of Fiscal Years 1976-77 to 1980-81

Year	Amount
1980-81	$754,877,153
1979-80	648,800,000
1978-79	558,500,000
1977-78	544,500,000
1976-77	481,000,000

Table 2 Summary of Expenditures Related to Estimates, Fiscal Year 1980-81 (000s)

VOTE DESCRIPTION	Main Estimate Voted	Additional Authori-zation	Total Estimate	Actual Expenditure	Percentage of Total Expenditure	Ove (Und Expen
Direct Community Services and Administrative Support	$ 73,635		$ 73,635	$ 69,402	9.2	$(43
Services for Families and Children	87,159		87,159	82,484	10.9	(47
Health Services	71,279		71,279	66,914	8.9	(46
Community Projects	22,012	400	22,412	21,940	2.9	7
GAIN Programs	433,603	7,200	440,803	443,124	58.7	22
Special Programs for the Retarded	52,111		52,111	49,182	6.5	(22
Building Occupancy Charges and Computer and Consulting Charges	22,933		22,933	21,655	2.9	(17
TOTALS	762,732	7,600	770,332	754,701	100	(153

le 3 Summary Showing Geographic Distribution of Expenditures, 1980-81 (000s)

ion	Expenditure	Percentage of Total Regionalized Costs
Vancouver East	$ 19,591	4.2
Vancouver Burrard	35,426	7.6
Okanagan	30,241	6.5
Kootenays	17,598	3.8
Prince George-Cariboo	27,643	5.9
Fraser Valley	29,949	6.4
Prince Rupert-Bulkley Valley	10,554	2.3
North and South Peace River	8,974	1.9
Kamloops Mainline	23,143	5.0
Vancouver Island North of Malahat	38,716	8.3
Victoria*	40,879	8.8
Fraser South	18,403	3.9
Fraser North	28,361	6.1
North Shore-Sunshine Coast	18,370	3.9
Downtown Strathcona	22,798	4.9
Vancouver South	26,358	5.7
Vancouver West	19,199	4.1
Surrey	22,045	4.7
Coquitlam-Maple Ridge	21,434	4.6
ver Mainland Special Services	6,752	1.4
al of Regionalized Expenditures	466,434	100
trally administered programs, uding Pharmacare, Dental Program, IN for Seniors, SAFER and RentAid	203,956	
idential Centres (Woodlands, nquille and Glendale)	49,182	
ninistration (including building upancy and computer charges)	34,600	

parate financial coding systems for Regions 11 and 20 e not established for the 1980-81 fiscal year. Region figures report on both regions.

FEDERAL AND MUNICIPAL PROGRAM COST-SHARING

The Ministry of Human Resources provides a range of services to families, children, and persons disadvantaged because of age, handicap, or unemployment. The federal government contributes a significant share of the ministry's operating and program costs under an agreement with the provinces in the Canada Assistance Plan (CAP) Act of April 1, 1966.

The Canada Assistance Plan accounts section of the Ministry of Human Resources is responsible for filing all claims for cost-sharing under the Canada Assistance Plan. According to the terms of the Canada Assitance Plan, the province may claim up to 50 per cent of provincial expenditures on income assistance and social services from the federal government.

Under the British North America Act, the province is responsible for providing social programs. The federal government restricts the types of programs it will support. For example, the ministry provides certain programs, such as RentAid, SAFER and Pharmacare, to persons 65 years of age and over, but the federal government does not share in the cost.

During fiscal year 1980-81, ministry expenditures totalled $754.9 million, of which $641.2 million (84.94 per cent) was eligible for cost-sharing. The ministry received $320.6 million (42.47 per cent) from the federal government under the Canada Assistance Plan.

In 1979, the ministry supported the provincial Auditor-General's comprehensive audit program, part of which was to ensure that full advantage was being taken of the cost-sharing provisions of the act. As a result of this audit, the ministry is conducting a full review of all ministry programs, and has provided cost-sharing guidelines to other ministries in the province. Efforts are also underway to obtain maximum cost-sharing by improving administrative procedures within the provincial government.

The Department of Indian and Northern Affairs reimbursed the province for $11 million spent on services to status Indians on reserves, including children in care, in 1980-81.

Historically, local authorities have been responsible for providing social assistance programs. Between 1974 and 1977, the administration of social services was integrated in the Ministry of Human Resources. The Municipal Act (section 697), however, requires municipalities with more than 2,500 residents to contribute to the costs of providing income assistance. In the years 1974-75 through 1978-79, m palities were required to contribute 10 pe of the costs of shareable programs. This w duced in 1979 to seven per cent, and h mained at this level.

Table 4 Monthly Per Capita Rates

Fiscal Year	Monthly Per Capita Charge ($ million)	Total Payment to General Revenue Fund ($ million)	Muni Sh of Sc Co (per
1980-81	1.20	28.5	
1979-80	1.06	25.2	
1978-79	1.01	24.4	1
1977-78	1.38	21.6	1
1976-77	1.51	31.2	1

SECTION II

Administration and Organization

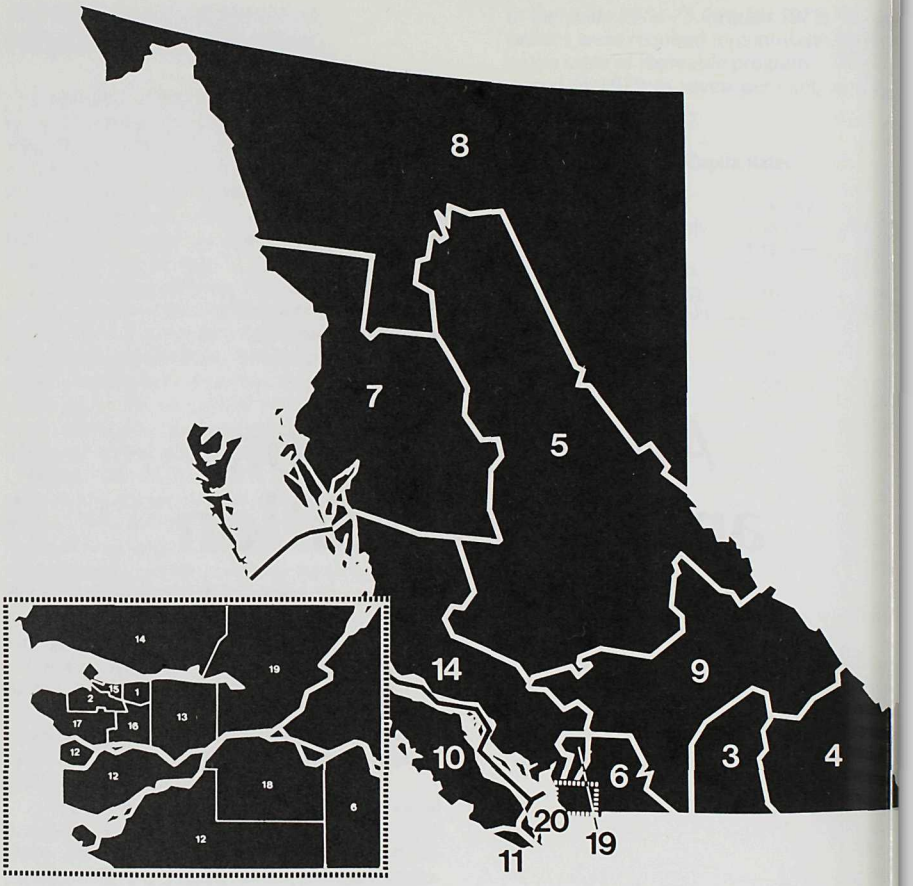

Ministry of Human Resources Regional Map

Region 1: Vancouver East
Region 2: Vancouver Burrard
Region 3: Okanagan
Region 4: Kootenays
Region 5: Prince George-Cariboo
Region 6: Fraser Valley
Region 7: Prince Rupert-Bulkley Valley
Region 8: North and South Peace River
Region 9: Kamloops Mainline
Region 10: Vancouver Island North of Malahat
Region 11: Victoria West
Region 12: Fraser South
Region 13: Fraser North
Region 14: North Shore-Sunshine Coast
Region 15: Downtown Strathcona
Region 16: Vancouver South
Region 17: Vancouver West
Region 18: Surrey
Region 19: Coquitlam-Maple Ridge
Region 20: Victoria East

IINISTRY ADMINISTRATION ND ORGANIZATION

ıe Ministry of Human Resources delivers a ·oad range of social services and income secu- ;y programs, including income assistance, as- ;tance to the handicapped and the elderly, ıild welfare services, services to the handi- ıpped, subsidies for day-care, homemakers, ıd a variety of other programs. Policy, priorities ıd program content for these services and pro- ams are determined by government through gislation, and cabinet and ministerial rection.

The nature of ministry programs and functions quires a regionalized structure, assisted by a :ntralized core of tightly integrated programs ıd support services. The regional, institutional, ıd headquarter levels are inter-related in a natrix-type" organizational structure. Togeth- , they work to decentralize all practical deci- ɔn-making. Direction and control of the orga- zation is provided by the office of the deputy inister and executive staff.

entral Administration

ıe deputy minister and assistant deputy minis- r are responsible for ensuring that the minis- /'s policies, priorities, and program content, :termined by the government, are properly ad- inistered. Eleven senior and middle manage- ent staff members report directly to the office the deputy. The assistant deputy minister is ·legated organizational responsibilities as- ;ned to the deputy minister, and any of these management staff members may report to the sistant deputy minister. In addition to the dep- y and assistant deputy, the office of the deputy inister consists of a co-ordinator, executive ıff, and six administrative support staff.

Executive committee members advise the ·puty minister on policy and administration, d assume overall responsibility for assigned ograms and the delivery of all services in des- ıated geographic areas of the province. The embers include the deputy and assistant depu- minister, five executive directors, and the nistry comptroller. Program and regional as- ;nments to executive committee members ay change occasionally in response to shifting ɔrk-load demands and priorities. Assignments executive committee members in 1980-81 e depicted on the organizational chart.

Residential Centres

There are three residential centres which provide care for the mentally handicapped: Glendale Lodge in Victoria, Tranquille near Kamloops, and Woodlands in New Westminster. Through these residential centres, the ministry provides comprehensive assessment, planning, training, and residential services for mentally handicapped adults and children.

Headquarters Support Services

Four program divisions provide support to regional and district staff. These are Family and Children's Services, Income Assistance, Community Services, and Health Care Services. The major responsibilities of these divisions are program planning co-ordination and monitoring, policy development and documentation, and consultative services for regional and district staff on policy, practice and procedural questions.

Lower Mainland Special Services provides specific service to regions in the Vancouver and Lower Mainland areas. These services include after-hours emergency services, emergency homemakers, medical and orthopsychiatric clinical services, a child abuse team, and the Helpline for Children.

The office of the comptroller is responsible for providing support services to the organization, in accounting and office administration. Responsibilities include paying accounts and preparing the payroll, assisting in budget preparation, providing financial management reports, distributing office supplies and equipment, providing property services, and preparing statistical and other record material.

Personnel and Staff Training provides support services in organization and classification studies, labour relations, safety, and in the recruitment, orientation, work performance evaluation, and training of staff. This division is also responsible for delivering library services to ministry staff.

Other central support divisions include: Management Information Services, which is responsible for co-ordinating the development, design, implementation and maintenance of management information and operating systems; Information Services, which provides public relations and communication services; the Audit Team, which is responsible for internal auditing to ensure that payments and practices correspond to policy; Federal-Provincial Agreements,

which provides consultation and evaluation relating to cost-sharing in ministry programs; and Pharmacare, which provides full or partial assistance with the cost of designated prescription drugs and medical supplies.

SERVICE DELIVERY SYSTEM

The ministry's basic delivery unit for its numerous social welfare programs is the local district office, under the direction of a district supervisor. District offices are located in all larger communities and within relatively easy commuting distance of smaller communities, except along the British Columbia coast and in the extreme northwest of the province. Offices are located and staffed to serve a particular neighbourhood or area.

The province has been divided into management regions, each under the direction of a regional manager. The regional manager, who reports to an executive director, is accountable for delivery of social services and income assistance programs within his region. His responsibility is to ensure that delivery takes place according to established policy, and to the level of quality defined by the ministry. The regional manager has significant autonomy in managing staff, deploying resources, reviewing and approving contractual services, recommending grants to community agencies, and approving services in exceptional situations. His responsibilities also include monitoring services and expenditures, co-ordinating regional personnel and staff training activities, formulating budgets, and handling public enquiries and client appeals.

The ministry's 20 regions are:

Region 1: Vancouver East (6 offices).
Region 2: Vancouver Burrard (9 offices).
Region 3: Okanagan (headquarters at Vernon), offices at Grand Forks, Kelowna (2 offices), Oliver, Penticton (2 offices) and Vernon (2 offices).
Region 4: Kootenays (headquarters at Nelson), offices at Castlegar, Cranbrook, Creston, Fernie, Invermere, Kimberley, Nelson, New Denver, and Trail.
Region 5: Prince George-Cariboo (headquarters at Prince George), offices at Prince George (5 offices), Fort St. James, Mackenzie, 100 Mile House, Quesnel, Vanderhoof and Williams Lake.
Region 6: Fraser Valley (headquarters at botsford), offices at Langley, Ae grove, Abbotsford, Clearbr Chilliwack (2 offices), Hope Mission.
Region 7: Prince Rupert-Bulkley V (headquarters at Terrace), offic Burns Lake, Hazelton, Hou Kitimat, Massett, Prince Ru Queen Charlotte City, Smit Terrace and Granisle.
Region 8: North and South Peace River (h quarters at Dawson Creek), ot at Fort St. John, Dawson Creek Nelson, Chetwynd and Cassia
Region 9: Kamloops Mainline (headqua at Kamloops), offices at Asho Golden, Kamloops (2 offices) looet, Merritt, Revelstoke, Sal Arm, Clearwater and Princeto
Region 10: Vancouver Island North of Ma (headquarters at Duncan), offic Campbell River, Courtenay, I can (2 offices), Nanaimo (2 offi Wellington, Parksville, Port All and Port Hardy.
Region 11: Victoria West (6 offices).
Region 12: Fraser South (headquarters at ta), offices at Delta (2 offices) mond (2 offices) and White R
Region 13: Fraser North (headquarters at Westminster), offices at Burnal offices) and New Westminst offices).
Region 14: North Shore-Sunshine Coast fices at Sechelt, North Vanco West Vancouver, Squamish, Coola and Powell River.
Region15: Downtown Strathcona (7 offic
Region 16: Vancouver South (9 offices).
Region 17: Vancouver West (6 offices).
Region 18: Surrey, offices at Newton, G ford, Whalley, Cloverdale Bridgeview.
Region 19: Coquitlam-Maple Ridge (head ters at Coquitlam), offices at Moody, Port Coquitlam (3 of and Maple Ridge (2 offices).
Region 20: Victoria East (6 offices).

istry of Human Resources
anizational Chart March, 1981

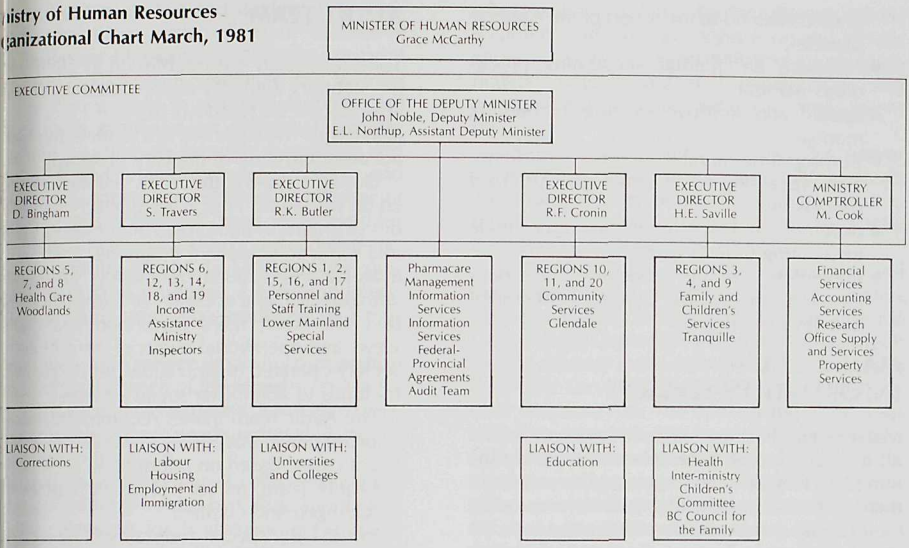

INISTRY COMPTROLLER'S OFFICE

e comptroller is responsible for all financial counting and fiscal control within the min-y. This responsibility includes providing ancial services, office services such as print-; and telecommunications, and property nagement.

Before 1976, the Ministry of Human Re-rces shared accounting services with the nistry of Health and the Ministry of Provincial cretary and Government Services. In 1976, e to the growth of the ministry's budget and need for constant financial input, the minis-created its own comptroller's office and ac-unting division. Since 1976, the comptroller's ice has responded to the decentralization of cial services, and emphasized sound financial nagement.

The accounting division consists of 122 staff mbers in two locations: the ministry's main counting office in Victoria, and a branch of-e serving the Vancouver area. The division s three functional areas: budgets and analysis, ancial operations and procedures, and finan-l information systems. The division processes ministry expenditures and revenue, and dis-utes current monthly financial statements to areas of the ministry. The division also pro-es consultation to senior management oughout the budget process, and prepares fi-ncial reports.

Because the ministry has decentralized responsibility for delivery of some 35 social programs, accounting procedures have been structured to assign responsibilities and provide reports to managers.

Each year, 3.5 million cheques are issued to clients.

The annual financial transactions processed by the Ministry of Human Resources constitute approximately 33 per cent of the provincial volume.

The comptroller's office is responsible for six major computerized payment systems. These are:

- the Income Assistance payment system;
- the GAIN Seniors Supplement system;
- the Victoria Child-in-Care system;
- the Vancouver Child-in-Care system;
- the Pharmacare system; and
- the MSA accounting system in Vancouver.

Also reporting to the comptroller are the support divisions of Research and Statistics, Office Supply and Services, and the Audit Team. The activities of these divisions are reported separately.

The 1981-82 objectives of the comptroller's office are to:

- complete a ministry budgeting manual;
- acquire additional qualified accounting staff in order to better address the observa-

tions contained in the report of the Auditor-General;

- complete an internal accounting procedures manual;
- update and improve existing accounting manuals;
- develop time-monitoring reports on financial processing to improve decentralized processing;
- develop criteria for automating appropriate accounting functions; and
- implement specific financial control policies initiated by the Comptroller-General and Treasury Board.

MANAGEMENT INFORMATION SERVICES

Management Information Services co-ordinates all data processing systems and services in the ministry. The division supports line management and staff in identifying and formulating their needs, and co-ordinates activities with the British Columbia Systems Corporation, which provides equipment and specialized technical expertise.

During 1980-81, Management Information Services was involved in several major activities. Early in 1980, the ministry completed and installed new computerized systems for Universal Pharmacare and for Emergency Services. Throughout the year, considerable progress was made in the Family and Children's Services MIS computer system. Designs for general and detailed requirement specifications were completed, and implementation is expected to commence in the fall of 1981. All other development work was deferred, to give the ministry an opportunity to rationalize and consolidate its long-term system requirements, and related developmental and operational plans. The division obtained a better understanding of the information resources required by staff members, and reorganized and strengthened the system to simplify its use and make staff training easier.

During the year, the Zenith Helpline for Children computer system was upgraded to enable staff to record and respond to calls more efficiently. Work also continued on the GAIN On-Line Inquiry and Data Entry System. The continued development of this system, as well as the Family and Children's Service Management Information System, will be a priority of Management Information Services during 1981-82.

Management Information Services computer and consulting charges for 1980-81 were $3,613,632.

AUDIT TEAM

The Audit Team was established in 1976 u the statutory authority of the Guaranteed A able Income for Need Act (section 23). The sion assists management to examine and e ate administration of ministry programs.

During 1980-81, the Audit Team concer ed on two areas. First, it conducted interna dits of programs authorized under the GAIN and some child welfare programs. These a evaluated operational efficiency, compli with policies, and accuracy of information. ond, the Audit Team performed financia views and operational audits of institutions society-operated organizations receiving m try funds to administer social services.

The Audit Team makes recommendatio improve office procedures and correct clai client cases. Based on information provide the Audit Team, ministry program policies be changed and clarified.

In 1981-82, specialized staff will be recr to reorganize audit procedures. The scope c dit procedures will be expanded to pro greater program coverage and manag control.

Table 5 Audits Completed, 1980-81

Ministry Regional Offices
Ministry District Offices
Ministry Rehabilitation Project
Outside Organizations Funded by the Ministry

OFFICE SUPPLY AND SERVICES

Office Supply and Services provides a ran support services to the ministry, including lysing and consulting on administrative n for various programs, co-ordinating the chase of supplies and equipment, planning co-ordinating communications and c space, administering mail services, and pri and distributing policy program procedures administrative information.

The Victoria print shop and stockroom u variety of up-to-date graphic machinery to duce extensive paperwork including legisl documents, operational directives and adm trative circulars, policy manuals and am ments, forms, and other printed materia quired by divisions. Most of this materi stockpiled and distributed to field of throughout the province, excluding Vanco and the Lower Mainland.

A separate print shop and stockroom in Vanuver serves the district offices of Vancouver d the Lower Mainland. The Vancouver print op and stockroom is similar to the Victoria nt shop operation in size and purpose, but ices more emphasis on divisional requirents such as training manuals, pamphlets and ochures, and printed material for family and ildren's programs. In addition, a number of een's Printer catalogue items are stocked for tribution by the print shop's own courier ser-es to ministry offices. In 1980-81, the Vanuver print shop produced 7.4 million items, d the Victoria print shop produced 10.1 mil-n items.

A ministry mail service works in co-operation th the Postal Branch of the Ministry of Provin-l Secretary and Government Services, to pro-le daily deliveries to headquarters staff and lo-Victoria offices.

All ministry needs relating to office equipment d supplies are provided by Office Supply and vices. Requests for equipment and supplies approved according to Queen's Printer and rchasing Commission guidelines. Contact h outside suppliers for furnishings and equipnt is an ongoing procedure.

To simplify work and increase efficiency, all w and changed forms are controlled in den, usage, storage and distribution.

The Bus Pass program has been administered Office Supply and Services since 1967. The ivities of this program are reported separately Section Five: Community Services.

Property Management Services is responsible negotiating ministry space requirements ough consulation with ministry managers and itish Columbia Building Corporation.

RSONNEL AND STAFF TRAINING

sonnel and Staff Training provides assistance ministry's management in staff organization d classification, salary administration and lar relations, occupational health and safety vices, and in the recruitment, orientation and ning of staff.

rsonnel Services

Personnel Services was established in 1943 en standards of staff services were defined. It s not until 1962 that the ministry's first perinel officer was appointed to oversee staff hir-and personnel services. The responsibilities Personnel Services now include technical advice and consultation for recruitment and selection of staff, contract negotiation and administration, application and maintenance of classification systems and staff organization, and occupational health services and safety programs.

These services are provided to the Vancouver regions by an office in Vancouver, to Woodlands and Tranquille by personnel staff assigned to those facilities, and to the rest of the province by the headquarters office in Victoria.

In providing support to ministry executive and management staff, Personnel Services confers with the Public Service Commission and the Government Employee Relations Bureau, which are the primary authorities for administration of the Public Service Act and the Public Service Labour Relations Act. The ministry has employees in three separate bargaining units, each with a Master Collective Agreement, and a total of six Component Agreements. As of March 31, 1980, there were 4,830 established ministry positions. By March 31, 1981, that number had increased to 5,033.

Table 6 Personnel Activities, 1979-80 and 1980-81

	1979-80	1980-81
Vacancies Filled	452	445
Promotions	142	133
Reclassifications	309	415
Resignations	733	784
Transfers (non-promotional movement of staff)	231	221

Staff Training

Training for Human Resources staff is authorized under the Public Service Act and the Guaranteed Available Income for Need Act.

Staff Training is responsible for ensuring that individuals and staff receive the training needed to deliver professional service to clients. Training programs are kept up-to-date by revisions made to incorporate new training techniques and any changes in ministry program policies mandated by new legislation.

In-service staff training began in 1942 when a six-week training course was offered to ministry regional managers. The next year, a staff training supervisor was hired, and a series of in-service training courses were developed. In 1963, an assistant training supervisor was appointed. Since 1963, both the division's staff and its training programs have increased to meet the spe-

cialized training needs of ministry staff throughout the province.

The Staff Training program has gone through a number of phases. At one time, staff training was administered by a central office in Victoria, and staff members were given a standard orientation course when they joined the ministry. In recent years, the division has designed programs to meet the needs of different groups in the ministry. To support this type of programming,the ministry has field co-ordinators who assist in training-needs analysis, program selection, and program design. Field staff are supported by a central staff training division that has a full library service, audio-visual component, program consultants, and designers who help to design and implement major ministry training programs.

The ministry library service provides books and audio-visual materials to augment ministry training programs. In 1980-81, emphasis was placed on obtaining audio-visual equipment for rural regions to allow staff in these areas to develop skills in family therapy, job training and employee orientation. To complement these projects, the library has nine video units throughout the province.

During the year, Staff Training compiled bibliographies to assist staff working in areas such as sexual abuse, management, wife-battering and financial assistance worker training. Managers began using computer data bases to request current research, articles, and reports by other governments. In addition, a range of training programs was developed, in regions and residential centres, to meet the special needs of staff members working with mentally handicapped people.

The ministry ran four successful half-day workshops using the Anik B satellite. The program was beamed to centres around the province where staff members viewed the program. A telephone hook-up allowed questions and comments to be called in and broadcast to all centres. This "interactive" process, using the satellite, has the potential to provide training at considerable savings in time and travel costs.

Staff Training placed special emphasis on two areas during 1980-81:

- child abuse training; and
- training new district supervisors, for which a series of standards was developed.

INFORMATION SERVICES

Information Services is responsible for provi information about the ministry's programs services to the public, special interest gro and the media. The division also offers sup services to the minister, the executive and m try staff.

Information Services was created in mid-1 to co-ordinate the ministry's public informa endeavours. The Victoria office consists manager, four public information officers, two administrative support staff. The Vanco community relations office, which works i pendently to provide support to ministry sta the Lower Mainland, consists of two publi formation officers.

Public information officers are responsibl preparing press releases, articles, and cop pamphlets and publications, and for develo exhibits, displays, posters and other printed terial required by the ministry. They als spond to inquiries from the public and the m by providing information on ministry progr and activities.

In 1980-81, the division developed new m ing lists to streamline distribution of pres leases and other information materials, acqu a portable display on ministry services for us district offices at open houses and other com nity functions, and helped to develop the vised format of the 1980-81 annual report.

The division also increased its audio-vi capacities by acquiring recording and play equipment.

Communications initiatives undertaken ing the year included information campaign the Individual Opportunity Plan, the Hel for Children and Universal Pharmacare. pamphlets were produced on the Family Child Services Act, GAIN for Seniors, and Se Citizen Counsellors, as well as information terial on GAIN benefits, SAFER benefits RentAid.

In 1980-81, the cost of advertising and pu cations was $475,000.

RESEARCH AND STATISTICS

Research and Statistics is responsible for de oping and maintaining income assistance st tics, for providing consultation to senior s and for researching special projects. The sion was started in 1944 with the appointme a research consultant, and now consists of staff members.

The division continued to develop the use of ›mputer-produced statistics for income assis- nce. The compilation of income assistance atistics produced for senior staff and support visions was redesigned to incorporate full and ıpplemental reports on research findings. As ell, a compilation of statistics for Family and hildren's Services programs was developed ıd turned over to the Program Evaluation and anning Support unit of Family and Children's ervices for ongoing production.

The division continued its efforts to replace anual field statistical systems with a computer- ed system. The first phase in automating field come assistance statistics was completed this ear. In 1981-82, manual field income assis- nce statistics will be replaced with automated stems.

The division's computer data systems were panded to include additional income assis- nce program information, and its time-series ıta bases were restructured and expanded to clude additional non-ministerial data. A new stem for maintaining and structuring the data ses was developed to make more efficient use the data. Training in the use of computer data stems continues to be provided to other minis- / support divisions.

A major research project to monitor and ana- se the Victoria Earnings Exemption Pilot Pro- ct was completed. During the term of the pro- ct, the division produced three reports to pport senior-level planning.

In 1980-81, the division was assigned respon- ›ility to support and monitor the Region 16 'ancouver South) Rehabilitation Pilot Project. ıe project began in the fall of 1980 and will ›ntinue in 1981-82.

The division continued its work in developing predictive model for GAIN case-loads and ›sts. New data sources were developed to inte- ate the Basic Income Assistance predictive odel with the model for GAIN for Seniors and andicapped. Full integration of these systems ould be completed in 1981-82.

EDERAL-PROVINCIAL AGREEMENTS

ıe Federal-Provincial Agreements section en- res that maximum revenues are obtained rough federal cost-sharing agreements; that e ministry's position is presented in federal- ovincial, interprovincial, and inter-ministerial eetings; and that the impact of federal cost- aring agreements is taken into account in the eparation of ministry program policy.

The section was created in 1978 to provide analysis of the impact of federal initiatives on provincial programs. Unemployment insurance, pensions, and services to native people are examples of federal programs which directly affect the ministry and require ongoing study.

The Federal-Provincial Agreements section is also responsible for preparing ministry proposals for federal-provincial and interprovincial meetings of ministers and officials of social services. It also consults with ministry divisions and other ministries regarding program proposals developed by the Ministry of Human Resources.

Negotiations with the federal government during 1980 produced federal agreement to share costs of civil legal aid; clarification of the relationship between the Canada Assistance Plan and the Established Program Financing Act; and examination of the Canada Pension Plan regarding benefits for handicapped persons. Work was also begun on cost-sharing for the Youth Containment Program under the Ministry of Attorney General. Also as a result of negotiations, the administration of three income maintenance programs for seniors and handicapped persons living on reserves was transferred to the Department of Indian and Northern Affairs. Previously, Indian Affairs reimbursed the province for providing benefits under these programs on reserves. Negotiations with the Spallumcheen Band for the administration of child welfare on that reserve have also been monitored by Federal-Provincial Agreements.

In December 1980, the section participated in a Federal-Provincial Conference of Ministers of Social Services, in Ottawa, where provincial concerns were discussed with the federal minister. As a result of the conference, a task force was established to review the Canada Assistance Plan and the Vocational Rehabilitation of Disabled Persons Acts, Regulations and procedures. The Federal-Provincial Agreements section is participating in this review process, particularly with regard to the Canada Assistance Plan.

In 1980, the section participated in the Interprovincial Conference of Ministers of Social Services through committee work with other provinces on problems of native Indians, and on the enforcement of court-ordered maintenance payments for income assistance recipients.

The work of the Ministers' Interprovincial Task Force on the Administration of Social Security resulted in the publication, in September 1980, of a booklet entitled *The Income Security System in Canada: Report for the Interprovincial Conference of Ministers Responsible for Social Services.*

The inter-ministerial liaison functions of the section included discussions with the Ministry of Health on cost-sharing implications of the Denticare program and cost-sharing for the Long-Term Care Program.

Cost-sharing was also reviewed, with the Ministry of Attorney General, regarding the upcoming federal Young Offenders legislation. Consultation also occurred with the newly established Inter-governmental Relations Ministry.

COMMUNITY HUMAN RESOURCES AND HEALTH CENTRES

The Community Human Resources and Health Centres program is jointly funded by the Ministry of Human Resources and the Ministry of Health. There are four centres in the province, located at Houston, Granisle, Queen Charlotte Islands, and Victoria (James Bay). These centres deliver social services, primary medical care, public health nursing and mental health programs. Elected citizen boards are responsible for administering programs and providing services in co-ordination with both ministries.

In 1980-81, Ministry of Human Resources expenditures for the centres were:

- Granisle, $59,152;
- Houston, $70,433;
- Queen Charlotte Islands, $101,947; and
- Victoria (James Bay), $163,512.

PROGRAM EVALUATION AND PLANNING SUPPORT

Program Evaluation and Planning Support provides a consultative, training and operational service in data collection and use to Family and Children's Services. These services are available to local, regional and provincial office personnel.

In October 1979, Computer Research and Inter-ministry Research were combined with the Program and Evaluation Section. The major functions of the Program Evaluation and Planning Support section are to:

- provide consultation and training to ministry staff in data evaluation, systems analysis and information systems, as well as on the implementation of evaluation projects;
- develop a system of monitoring Family and Children's Services objectives;
- co-ordinate and review Family and Children's Services annual reports;
- review and recommend improvemen the present Family and Children's Serv computer system, respond to field and sional personnel's requests for comp data outputs, and analyse protection c plaints registry information;
- co-ordinate research activities for the l ministry Children's Committee; and
- provide quarterly statistical informatio Family and Children's Services progran the manager, and the office of the de minister.

In 1981, major evaluations were compl on Zenith Helpline for Children, Systems A sis of Central Records, Central Planning C mittee demonstration project and Regio (North and South Peace River) Special Servi In addition, staff provided consultation an sistance to the Task Force on Handicapped dren, the federal-provincial discussions o proposed Young Offenders Act, Commu Grants Policy, Special Care Home Policy, I ance and Liability Committee, Reside Guidelines Committee, University of Vic School of Child Care Professional Advi Committee, both steering committees of agement Information Services Systems, Vic Downtown Youth Project and G.R. Pearkes sure Time Project.

In addition to producing monthly, quar and annual report statistics, the computer search co-ordinator prepared and circulat procedural manual for the provincial Chil Care computer system, a reference manua the use of this system, and a report on the u planned life placements. A total of 149 sp requests for information or consultation wer ceived and answered.

The Program Evaluation activities compl by the section included 51 individual cons tions, 15 group consultations, and 11 w shops/training sessions. In addition, 86 requ for statistics or other planning support serv were satisfied.

SECTION III

Family and Children's Services

INTRODUCTION TO PROGRAMS AND SERVICES

The Ministry of Human Resources, under the statutory authority of the Family and Child Service Act, provides a range of services to assist families and children who are experiencing difficulties.

New legislation governing the provision of these services under the Family and Child Service Act, formerly the Protection of Children Act, will be proclaimed in 1981. The new legislation shifts the emphasis from the state to the family in providing care and protection to children. It also defines the state's role in developing and providing services to children who need special care, and to parents who need help in carrying out their parental responsibilities. The Ministry of Human Resources maintains its legal right to intervene through the courts when a child's safety and well-being are at risk.

Family and Children's Services is divided into four areas: Family Support Services, Child Protection Services, Services for Children in Care, and Adoption Services.

FAMILY SUPPORT SERVICES

Family Support Services helps families to maintain or restore the independent functioning of the family unit. With ministry staff and families working together, unnecessary crises can be avoided.

Other forms of intervention, such as removal of a child from the family, are only considered when family support services are insufficient to protect the child. This requires a full hearing in family court.

In 1980, the ministry strengthened several of its family support programs. For example, the parental share of day-care and homemaker costs was reduced for those receiving subsidies. In addition, to meet the growing demand for day-care services for children under three years of age, the ministry introduced a further subsidy increase for parents of these children using family day-care.

The ministry continues to place greater emphasis on preventive aspects of family support services, and on its partnership with families in helping them overcome their difficulties and become self-reliant.

Family support programs include Infant Development, Child Day-care Subsidy, CHANCE, Special Services to Children, Children's Rehabilitation Resources and Family Support Homemakers.

Infant Development

The Infant Development program nurture h skills of infants with developmental delays, m assists families to cope with and respond to e children's special needs. The Infant Deve ment program operates under the Guaran Available Income for Need Act (section 2, sections 1 and 2; and section 5).

In 1973, the Ministry of Human Resource sumed financial responsibility for the In Development program, which was begun pilot project in Vancouver in 1972. The pro has since been expanded to 17 commun Non-profit societies negotiate an agreem with the ministry for an operating grant to minister the program. The society is respon for the hiring of professional staff, and deli of the service.

The Infant Development program helps de opmentally delayed children up to the ag three who because of retardation, birth p lems, or other difficulties, are not keepin with their age group in one or more major areas. Referrals may come from physic public health nurses, social workers, or the ily. After an initial assessment, professio trained infant development workers pro learning activities and materials for infants i home to help them reach such developm milestones as sitting up unsupported, wal talking, and playing with toys. In additic these services, workers send regular repor each child's progress to the family physi provide access to a wide range of toys, b and resources, and arrange for parents of h capped children to meet other parents to s concerns and successes.

Additional program support is provided b Provincial Steering Committee, which acts advisor to the ministry and makes recomme tions on new development and pro guidelines.

Plans were made to offer the progra Smithers, Terrace and Prince Rupert in 198

Communities served by the Infant Dev ment program were:

- in 1980-81, 17 communities; Vanco North Vancouver, Burnaby, Surrey, Westminster, Duncan, Kamloops, Kelo Victoria, Castlegar, Port Alberni, Upper Valley, Courtenay-Comox, Prince Ge Vernon, Cranbrook, Eastside Vancouver
- in 1979-80, 17 communities; the san 1980-81;

in 1978-79, 16 communities; Vancouver, North Vancouver, Burnaby, Surrey, New Westminster, Duncan, Kamloops, Kelowna, Victoria, Castlegar, Port Alberni, Upper Fraser Valley, Courtenay-Comox, Prince George, Vernon, Cranbrook;
n 1977-78, 12 communities; Vancouver, North Vancouver, Burnaby, Surrey, New Westminster, Duncan, Kamloops, Kelowna, Victoria, Castlegar, Port Alberni, Upper Fraser Valley; and
n 1976-77, nine communities; Vancouver, North Vancouver, Burnaby, Surrey, New Westminster, Duncan, Kamloops, Kelowna, Victoria.

le 7 Numbers of Children Serviced and Infant velopment Workers, 1976-77 to 1980-81

r	Approximate Number of Children Served*	Number of Infant Development Workers
0-81	1,200	28.5
9-80	1,100	26.5
8-79	900	21.5
7-78	600	17.5
6-77	350	11.0

hese statistics reflect the approximate num-er of children visited during a given year. ase loads fluctuate as children are admitted discharged.

le 8 Infant Development, Expenditures, 7-78 to 1980-81

Year	Expenditure
1980-81	$693,176
1979-80	569,191
1978-79	433,395
1977-78	331,103

ild Day-care Subsidy

he Child Day-care Subsidy program helps ilies to meet the costs of day-care for chil-n up to and including 12 years of age. Child -care Subsidy is a support service enabling ents who would otherwise be unable to work repare for and maintain employment and fi-cial independence. It also provides relief to ilies during prolonged illness or other crisis, specialized day-care for handicapped chil-n. The program operates under the statutory ority of the Guaranteed Available Income Need Act (sections 2 and 5) and Regulations tion 28, schedules D and E).

he Ministry of Human Resources provides sidies to assist parents with the cost of day-care services if they are eligible on the basis of an income test and social needs criteria. The types of day-care which the ministry may subsidize are:

- licenced family day-care in a private home for a maximum of five pre-school children and two school age children;
- unlicenced family day-care in a private home for one or two children;
- day-care for children in their own homes under the supervision and care of a person selected by the parent;
- nursery school up to three hours per day for children from 32 months to school age;
- out-of-school-hours day-care for school aged children up to and including 12 years of age. This service may be offered through family day-care homes or in day-care centres licenced to provide out-of-school group care;
- and day-care for children with special needs in specialized or integrated day-care centres.

The ministry is responsible for approving and monitoring family day-care homes caring for one or two children, and in-own-home day-care subsidized by the ministry. Standards for licenced day-care facilities are set by the Community Care Facilities Licencing Act and the Provincial Child Care Facilities Licencing Regulations. These regulations are administered by the Provincial Child Care Facilities Board at the provincial level, and medical health officers at the local level. Day-care support projects in Nelson, Prince George, Kelowna, Abbotsford, Mission, Burnaby (Simon Fraser University) and Vancouver (University of British Columbia) are funded by the ministry as pilot projects. Ministry staff contract with non-profit societies to provide specialized day-care, and play an active role in monitoring the admission, care and discharge of children in these programs.

On July 1, 1978, special needs children enrolled in integrated centres on a half-day basis and those enrolled in specialized centres became eligible for a full subsidy. The ministry also began to pay for additional costs incurred as a result of special needs children being enrolled in integrated centres.

Amended and improved day-care policy was released during June 1980. The introduction of contracting for specialized day-care services enabled the ministry to purchase these services on behalf of all special needs children, regardless of the family's income, enrolled in both specialized and integrated non-profit society-operated day-care centres. Children enrolled in these

specialized programs are fully subsidized.

Maximum subsidies for all categories of day-care were increased by eight per cent on May 1, 1980. The ministry also introduced two new subsidy categories on May 1, 1980 for care provided in family day homes for children from birth to age three, and in group day-care centres for children from 18 to 36 months. These new subsidy groups were recognized to offset the additional cost of caring for children in this age group and to attract more care-givers.

Table 9
Day-care Categories and Subsidies, Effective May 1, 1980

Type of Care	Previous Rate	Rate Effective May 1, 1980
Family Day-care	$125	
Under 3 years		$160*
3 to 5 years		$135
Group Day-care		
18 months to 3 years		$249*
3 to 5 years	$160	$173
In-Own-Home Day-care		
First child	$105	$114
Second child	$ 52.50	$ 57
Family total	$200	$216
Nursery School Day-care	$ 50	$ 54
Out-of-School Day-care		
Up to 4 hours	$ 60	$ 65
Over 4 hours	$ 80	$ 87

* new category

Note: As of May 1, 1980, allowable exemptions for parents applying for subsidies on the basis of income were increased by an average of 17 per cent. Increases are detailed in the following table.

Table 10
Financial Eligibility Test, Effective May 1, 1980

Family Size (incl. children)	Previous Basic Allowable Net Mo. Income Level*	Basic Allowable Net Mo. Income Level, as of May 1, 1980
2	$ 550	$ 608
3	$ 615	$ 722
4	$ 680	$ 809
5	$ 745	$ 874
6	$ 810	$ 939
7	$ 875	$1,014
8	$ 940	$1,069
9	$1,005	$1,134
10	$1,070	$1,199

* *A family unit's allowable monthly net income level is increased by $90 (chan from $64) per month for each disabled person in the family unit or for each pe in the family unit aged 65 years or olde and by $100 per month where an adult the family is employed and earns a wa from such employment.*

In December 1980, Port Alberni oper new integrated day-care centre which pro care for 16 special needs children. The c serves as a natural progression for children have received infant development services helps prepare them for entering integ school programs.

Table 11
Average Number of Children Subsidized, 1977-78 to 1980-81

Type of Day-care	1980-81	1979-80	1978-79	7
Family Day-care	3,871	3,736	3,683	
Group Day-care	3,259	3,382	3,227	
In-Own-Home Day-care	632	730	741	
Out-of-School Hours Day-care	1,691	1,691	1,613	
Nursery School	517	485	427	
Special Needs Day-care	1,058	874	821	
TOTALS	11,028	10,898	10,512	

The following day-care issues were revi in 1980-81, with changes planned for 198

- the creation of additional day-care spac providing start-up grants, emergency r expansion and relocation grants to non-o societies;
- the establishment of policy and procedu the investigation of any complaints of abuse in licenced day-care facilities;
- the increasing of the allowable income in the income test;
- the increasing of the maximum allo subsidies;
- the creation of local licencing committe expedite the licencing process;
- the provision of additional social worke day-care services;
- the introduction of a new category of su for children who attend licenced o school hours day-care programs in addit attending kindergarten;
- the extension of subsidies for in-own- day-care to other than shift-working pa
- the subsidizing of relatives as day-care p ers; and
- the posting of lists of licenced and app day-care facilities.

le 12
ld Day-care Subsidy,
enditures, 1976-77 to 1980-81

Year	Expenditure
1980-81	$16,903,220
1979-80	14,884,153
1978-79	12,612,677
1977-78	11,011,945
1976-77	10,308,265

ANCE

HANCE provides services that enable multi- handicapped children to acquire basic aca- hic and social skills in the classroom. The ANCE program operates under the statutory hority of the Guaranteed Available Income Need Act (section 2, subsections 1 and 2).

HANCE began in 1979 as a joint program of Ministries of Human Resources, Education, Health. The program ensures that children severe mental or physical handicaps are n a chance to benefit from a classroom ex- ence. Services provided by personal atten- s are purchased from school districts by the istry of Human Resources. Policy regarding education of handicapped children was es- shed by the Ministry of Education in 1978.

e ability of a referred child to benefit from program is assessed by a local screening mittee composed of members from the ol district, Ministry of Human Resources and, if appropriate, from community essionals. An educational program to meet child's needs is then developed with the co- ation of the parents.

1980-81, the CHANCE program expanded egion 10 (Vancouver Island North of Mala- and Region 4 (Kootenays). CHANCE served oximately 70 children from six school dis- in Region 10, and 42 children from seven ol districts in Region 4.

a 13
NCE Activities, 1979-80 and 1980-81

	1980-81	1979-80
ber of Contracts with ool Districts	52	45
ber of Personal endants	293	N/A
ber of Children Served	989	148
Provincial School ulation	509,805	659,505

Table 14
CHANCE, Expenditures, 1979-80 and 1980-81*

Year	Expenditure
1980-81	$2,650,405
1979-80	397,915

* *The CHANCE program was started during 1979.*

Special Services to Children

Special Services to Children provides services to enable children with special needs to remain in their homes or communities. It operates under the statutory authority of the Family and Child Service Act (section 23, sub-section 1) and the Guaranteed Available Income for Need Regulations (section 26).

The Special Services to Children program was started in November 1973 to provide short-term support for families with children with exceptional physical, mental or behavioural needs, to assist them to grow up in their own homes.

Special services are provided by child-care workers hired by non-profit societies. The ministry assesses the family's need and contracts with the society, outlining the terms of service. Services may include support to assist a child in making the transition from a foster home back to his own home, or help a child resolve difficulties he is experiencing in his relationship with his family. These services are offered in a variety of settings.

As of May 1980, the ministry discontinued the use of income testing for families who require these services. In June 1980, a new method of negotiating special services contracts was implemented to provide more flexibility. In 1980-81, the Special Services to Children program was extended to serve the communities of Fort Nelson, Cassiar, Lower Post and Dease Lake.

Table 15
Special Services to Children, Activities, 1979-80 and 1980-81

	1980-81	1979-80
Number of Societies Contracted	68	65
Average Number of Families Served Monthly	952	900
Average Monthly Cost Per Family	$467	$356
Average Hourly Rate	$9.01	$7.53

Table 16
Special Services to Children, Expenditures, 1976-77 to 1980-81

Year	Expenditure
1980-81	$5,388,689
1979-80	3,843,618
1978-79	4,007,900
1977-78	3,591,137
1976-77	1,836,477

Children's Rehabilitation Resources

Children's Rehabilitation Resources helps children or youths who are experiencing difficulty at school for emotional or social reasons, or who have dropped out of school, to acquire the basic skills needed to re-enter the school system or go on to further training or employment. It operates under the statutory authority of the Guaranteed Available Income for Need Act (section 2, subsections 1 and 2).

The program was developed in 1974 as a project shared by the Ministry of Human Resources, the Ministry of Education and local school districts.

Human Resources staff work together with local schools to plan and develop special programs for disturbed children. The ministry pays for appropriate program expenses, and purchases the services of child-care counsellors to assist with behavioural management and provide counselling and life-skills training.

Children are admitted to the program after an assessment by a local advisory committee consisting of representatives from the school district, the Ministry of Human Resources, the non-profit society from which child-care services are purchased and, if appropriate, health and probation personnel. The child's progress is evaluated periodically by ministry and school staff together with the child and his family.

Table 17
Children's Rehabilitation Resources, Activities, 1979-80 and 1980-81

	1980-81	1979-80
Number of Government-Operated Programs	24	24
Number of Contracted-Sponsored Programs	95	88
Total Number of Programs	119	112

Table 18
Children's Rehabilitation Resources, Expenditures, 1976-77 to 1980-81

Year	Expenditure
1980-81	$3,203,301
1979-80	2,638,914
1978-79	2,367,920
1977-78	1,955,827
1976-77	1,562,686

Family Support Homemakers

The Family Support Homemakers pro provides temporary support and relief to in uals and families under stress. The progra erates under the statutory authority of the anteed Available Income for Need Act (se 27).

The services of trained homemakers ar vided to families faced with temporary di ties. Homemakers provide a range of servi child-care and household management. I gust 1979, this service was expanded to retarded adults to live independently an vide relief to parents of handicapped chil

Homemakers are hired and supervis non-profit or proprietary agencies from the ministry purchases services. Dependi their income, families receiving services m required to contribute to the cost.

The Ministry of Human Resources w sponsible for both long-term care and support homemakers services until Ja 1978. Since that time, all financial respons for long-term care homemaker services ha transferred to the Ministry of Health Long Care Program.

Table 19
Family Support Homemakers, Activities, 1979-80 and 1980-81

	1980-81	19
Number of Agencies Paid to Provide Services	91	
Number of Families Served	1,376	
Average Cost Per House*	$7.72	7

* *Rates established by Ministry of Health Term Care.*

le 20
nily Support Homemakers,
enditures, 1976-77 to 1980-81

Year	Expenditure
1980-81	$3,966,125
1979-80	3,563,588
1978-79	3,715,111
1977-78	7,710,403
1976-77	7,428,522

le 21
nber of Family Service Cases Not in
eipt of Financial Assistance from the
istry of Human Resources, by Regions,
9 to 1981

Region	Mar. 31, 1979	Mar. 31, 1980	Mar. 31, 1981
1	1,393	854	838
2	1,776	1,524	1,196
3	401	431	626
4	426	506	570
5	404	515	626
6	300	311	465
7	386	529	515
8	138	123	202
9	327	516	508
10	423	523	688
11*	767	877	1,006
12	713	982	512
13	592	651	713
14	1,093	1,053	579
15**	—	473	422
16	1,162	1,165	1,100
17	1,043	1,023	971
18**	—	—	585
19**	—	—	588
ower inland pecial rvices	238	256	271
OTALS	11,582	12,312	12,981

he figures for region 20 (formed in 1979-0) are included with those for region 11.
s regions 15, 18 and 19 were formerly art of other regions, separate statistics ere not available until the years indicated.

LD PROTECTION SERVICES

l Protection Services provides a range of ces to children and families under stress. e services are provided under the statutory rity of the Family and Child Service Act, amily Relations Act (Chapter 120, RSBC 9] Part 2, Child Custody, Access and Guar-hip) and the Guaranteed Available Income leed Act. Under the terms of these acts, Child Protection Services has the power to take legal action to ensure a child's safety and well-being.

Child Protection Services helps families to resolve problems which have led or may lead to a child being in need of protection, in order to maintain the integrity of the family. Through the provisions of the Family and Child Service Act, the superintendent of child welfare may enter into an agreement with parents to provide for the temporary care and custody of a child during a period of crisis in the family. The superintendent may also enter into an agreement with parents to provide for the special needs of a child that cannot be met within the home. Under both agreements, the parents remain the guardians of the child.

The Family and Child Service Act requires a person who believes a child is in need of protection to report to the superintendent or his delegate. The superintendent is required by law to investigate all reports, and is empowered to keep a record of all reports and investigations. Reports are often received through the 24-hour toll-free Helpline for Children, many of them from children. The ministry responds immediately to all calls to the helpline and to any report received indicating that a child is in danger, so that ministry staff can offer help before a family situation becomes critical, or provide immediate protection to a child who is in danger.

Parents who have harmed or believe they may harm their child may be referred to Project Parent, a ministry program operating in Vancouver to help parents improve their parenting skills. The intent of the program is to achieve and maintain a stable home life for parents and their children, keeping the family intact wherever possible. Through counselling and recreational activities, Project Parent works to enhance the self-worth of parents and children.

The ministry operates two Project Parent programs in Vancouver: Project Parent West serving regions 2 and 17, and Project Parent East serving regions 1, 16 and 15. These programs each offer a preventive group for parents considered to be at risk, and a more structured group for parents who are working towards the return of their children from a foster home placement.

Parents are referred to the program and attend with their children two or three days per week, five hours per day. Families participate in the program for a length of time determined through individual meetings between the worker and the family. The average length of participation in the Project Parent West program is eight months, and in the East program, 11 months.

A voluntary organization known as Parents in Crisis provides a self-help service to abusive or potentially abusive parents. Through this organization, parents are able to meet with others who face similar problems, to talk about their difficulties and to learn more acceptable methods of child care and discipline. Parents in Crisis has groups in many communities throughout British Columbia.

Children may also come into the care of the superintendent through the Family Relations Act, which provides that the superintendent of child welfare is the guardian of any child whose parents have died and for whom no other guardian has been appointed. Guardianship of many of these children is subsequently transferred by an order of the Supreme Court to an interested relative. The superintendent investigates the relative's circumstances and gives a report to the court.

Children may also be placed in the care of the superintendent when ordered by the provisions of the Juvenile Delinquents Act (when a court determines that such an order will satisfy the circumstances of a case where a child has committed a delinquency). The Family and Child Service Act states that an order made under the Juvenile Delinquents Act will be for a maximum period of 12 months, and that the child shall be dealt with as though the order had been made under the provisions of the Family and Child Service Act for temporary guardianship.

In August 1980, the Family and Child Service Act was introduced in the provincial legislature. The new act represents a significant change in approach from the former Protection of Children Act.

The old Protection of Children Act, based on legislation which was proclaimed in 1901, treated state and family as adversaries in the protection of children. The new legislation recognizes the family's role as central in child protection and makes provision for state and parents to work in partnership in maintaining the family unit and meeting the special needs of children.

Public input contributed significantly to the development of the act. It is a major initiative which reflects the new directions the ministry has taken in its work in recent years. After comprehensive staff training, the new Family and Child Service Act will be proclaimed in 1981.

The Ministry of Human Resources provides reports to the court on custody issues under the Divorce Act. Reports on matters of custody are provided by Corrections Branch of the Ministry of Attorney General, under the Family Relations Act. To allow for a more consistent service to the Supreme Court, plans to co-ordinate bo ports under the Ministry of Attorney Ge have been initiated and are expected to b plemented during 1981-82.

During 1980-81, the ministry receive requests from the Supreme Court in Britis lumbia and other provinces for the prepa of reports on custody and access.

Table 22
Reported Cases of Probable Child Abuse, Calendar Years 1976 to 1980

Age and Sex	1976	1977	1978*	1979
Male				
Under 3 Years	58	63	48	87
3 to 10 Years	92	99	141	155
11 Years and Older	41	46	75	81
No Age Reported	0	2	0	0
Female				
Under 3 Years	52	43	45	71
3 to 10 Years	90	93	130	164
11 Years and Older	84	104	166	233
TOTALS	417	450	605	791

* *Forms for reporting were changed Janu 1978, resulting in more reports. These differ also from those in the 1978 repo later follow-up reports have come in. T figures report cases where the problem shown as "maltreatment" and the follo has not definitely shown the complaint "unfounded". In late 1979, the Zenith Helpline started to operate, causing an increase in reporting.*

Table 23
Admissions and Discharges of Children to Care of Superintendent of Child Welfare, Fiscal Year 1980-81*

Admissions	
By Agreement	
By Apprehension	
By Committal**	
TOTAL	
Discharges	
By Adoption	
By Age or Similar Terminations	
Returned to Parents (i.e., Legal Guardian)	
TOTAL	

* *The detail formerly reported regardin legal acts involved and the methods discharge is available on Tables 28 to*

Admission for Family and Child Service Act cases occurs as soon as the child is apprehended. For other acts (Juvenile Delinquents Act, Family Relations Act, Other Province Wards, etc.) committal is automatic, or admission does not occur until court procedure is completed.

ile 24
mber of Children in Care and Legal Responsibility of Superintendent of Child Welfare, Legal Status by Regions, as at March 31, 1981

	PCA WARDS[4]				EGIA[6] FRA and Similar Wards	Other Province Wards	Non-Wards	TOTALS
	Perma-nent[1]	Other	Before Court	JDA[5] Wards				
ion 1	107	79	63	2	7	7	17	282
ion 2	133	58	55	3	12	2	40	303
ion 3	268	57	28	9	25	37	93	517
ion 4	170	51	32	6	29	14	64	366
ion 5	318	69	35	33	107	15	93	670
ion 6[2]	348	64	44	15	30	20	78	599
ion 7	183	29	24	13	108	11	49	417
ion 8	131	29	24	17	37	14	14	266
ion 9	334	39	34	15	71	9	84	586
ion 10	425	110	46	16	116	18	121	852
ion 11[3]	413	86	43	25	50	18	93	728
ion 12[2]	229	52	24	4	23	15	49	396
ion 13	161	62	85	12	22	1	73	416
ion 14[2]	176	61	8	8	45	3	82	383
ion 15	33	14	24	0	3	0	12	86
ion 16	210	89	61	0	22	4	47	433
ion 17	113	37	35	3	15	9	59	271
ion 18	204	76	70	7	19	13	55	444
ion 19	181	52	46	11	17	9	93	409
er Supervising Offices		0	7	0	0	1	5	13
ds Supervised by Another rovince	155	19	2	2	42	0	0	220
TALS	4,292	1,133	790	201	800	220	1,221	8,657

e-1968 wards are now being included with the "permanent" wards; 824 of these wards were volved on March 31, 1981.
ese three regions were altered by the formation of Regions 18 and 19 on April 1, 1980.
parate coding systems for Regions 11 and 20 were not established for the 1980-81 fiscal year.
gion 11 figures report on both regions.
CA: The Protection of Children Act, was replaced by the new Family and Child Service Act troduced in 1980. Children who have been admitted to the care of the superintendent of child elfare are neglected, abused, abandoned, or without proper supervision or guardianship.
DA: Children who have been admitted to the care of the superintendent of child welfare under e Juvenile Delinquents Act after committing an act of delinquency.
GIA, FRA: Children who have been admitted to the care of the superintendent of child welfare here, at the death of their guardian, no other person has been named in the will. The Equal uardianship of Infants Act was repealed in 1979 and children have since been admitted under e Family Relations Act. The EGIA is used only to distinguish the children admitted under the two fferent acts.

Table 25
Cases* Related to Protection of Children by Type of Service, Fiscal Years 1979-80 and 1980-81

	Opened During Year		Carried During Year		Incomplete at End of Year	
Type of Service	1979-80	1980-81	1979-80	1980-81	1979-80	1980-8
Custody	194	206	358	331	125	124
Repatriation**	646	703	857	794	91	111
Immigration	11	13	17	21	8	7
TOTALS	851	922	1,232	1,146	224	242

* *Cases are the number of family units receiving services on behalf of their children.*

** *Figures for 1979-80 have been adjusted to include, and figures for 1980-81 include, the Vancouver Emergency Services office cases.*

Table 26
Children in Care and Legal Responsibility of Superintendent of Child Welfare, by Age Group, as at March 31, 1981

Age Group	Number of Children
Under 3 years	589
3 to 5 years inclusive	651
6 to 11 years inclusive	1,888
12 to 15 years inclusive	2,755
16 to 17 years inclusive	1,962
18 years	812
TOTAL	8,657

Table 27
Number of Children in Care and Legal Responsibility of Superintendent of Child Welfare, by Type of Care, as at March 31, 1981

Type of Care		Number of Children
Paid foster-home care		5,390
Independent, own or relative's home:		1,178
Boarding home, child maintains self	134	
Free home and free relatives' (or parents') home	800	
Runaways	244	
Adoption Home		351
Special Care Home		297
Resources*		1,441
TOTAL		8,657

* *This covers a wide variety of placements ranging from subsidized receiving homes to federal institutions.*

Table 28
Number of Children Admitted to Care of Superintendent of Child Welfare, by Legal Stat During Fiscal Year 1980-81

Legal Status	Number of Chil
Apprehended Under Protection of Children Act*	2,4
Committed Under Juvenile Delinquents Act	
Family Relations Act	1
Non-Wards	2,6
Other Province's Wards	1
TOTAL NEW ADMISSIONS	5,4

* *The Protection of Children Act was renamed the Family and Child Service Ac during 1980. A completely new act has now been passed by the Legislature anc will become effective in 1981.*

** *Children in care seven days or less as transients are no longer counted. Of the children, 617 were paid through short-s billings in 1980-81.*
Variation between legal status and the logically linked reason for admissions shown on Table 29 is caused by delaye establishment of the legal status or use c unexpected status.

le 29
sons for New Admissions of Children to Care uperintendent of Child Welfare During al Year 1980-81

son	Number of Children
hysical abuse	205
arental failure	3,110
esertion or abandonment	343
motional disturbances, needing treatment	144
ne parent deceased	39
ole parent deceased	109
arental illness, mental	163
arental illness, physical	224
waiting adoption placement	224
emoved from adoption placement	1
waiting permanent plan	81
ehabilitation plan for parents	222
hysical handicap	51
ental retardation	156
elinquent behaviour (Juvenile Delinquents Act only)	72
ansient*	91
nmarried mother	57
arental failure to provide needed medical treatment or prevention	11
arent or parents imprisoned	43
equested by other province	114
OTAL NEW ADMISSIONS	5,460

hildren in care seven days or less as ansients are no longer counted. Of these ildren, 617 were paid through short-stay llings in 1980-81.

Ie 30
nber of Children Discharged From Care of erintendent of Child Welfare, by Legal Status, Ding Fiscal Year 1980-81

al Status		Number of Children
efore the Court, PCA		1,146*
otection of Children Act Wards		
Permanent	928**	
Others	679	
	1,607	1,607
ual Guardianship of Infants Act Wards and Other		144
venile Delinquents Act		134
on-Wards		2,361
ther Province's Wards		144
OTAL DIRECT DISCHARGES FROM CARE		5,536

hildren in care seven days or less as ansients are no longer counted. Of these hildren, 617 were paid through short-stay illings in 1980-81.

*** Pre-168 PCA wards are now shown in this table among the permanent wards discharged. Of these wards, 239 were discharged in 1979-80.*

Table 31
Reasons for Discharge of Children in Care of Superintendent of Child Welfare, for Fiscal Year 1980-81

Reason for Discharge	Number of Children
Wards	
19 Years of Age	643
Married	18
Deceased	21
Committal order terminated	731
Returned to parents (JDA)	97
Returned to own province	96
Adoption Order granted	425
Subtotal	2,031
Before the Court	
Withdrawn from Court	494
Order under section 8(9)(a)(i) returning to parents	589
Deceased	6
Adoption Order granted	3
Married	0
Apprehended but not presented	52*
Subtotal	1,144
Non Wards	
18 or 19 years of age	156
Married	1
Deceased	5
To parents or relations	2,082
Placed for adoption	116
Other	1
Subtotal	2,361
TOTAL DIRECT DISCHARGE	5,536

** Children in care seven days or less as transients are no longer counted. Of these children, 617 were paid through short-stay billings in 1980-81.*

Table 32
Numbers of Children in Care, by Age and Legal Status, as of March 31, 1981

	Age Groups in Years					
	Under 3	3 to 5	6 to 11	12 to 15	16 to 18	Tot
Non-Wards	73	61	249	460	378	1,2
BC and PCA Wards (before court and temporary)	271	267	489	594	301	1,9
PCA Wards (permanent and pre-68)	180	254	904	1,353	1,601	4,2
All Other Court Wards (JDA, FRA, other provinces)	65	69	246	348	494	1,2
TOTALS	589	651	1,888	2,755	2,774	8,6

Table 33
Children Who Are Legal Responsibility of Superintendent of Child Welfare Receiving Care in Resources as of March 31, 1981

Care Provided	Number of Children
Shelter	
YWCA and YMCA hostels, etc.	12
Educational	
Indian residential	13
Private boarding schools	2
Other	2
Physical Care	
Maternity homes	13
Jericho Hill School	3
Special children's hospitals	14
Private hospitals	19
Other	5
Mental Retardation	
Group homes for the retarded and retarded association homes	110
Chrisholme	13
Dr. Endicott's Home, Northern Training Centre, Haven	17
Woodlands, Tranquille, Glendale	262
Other	42
Behavioural Difficulties	
Receiving homes	87
Assessment and planning centres	113
Probation or remand centres	24
Special camps	20
Group homes	310
Riverview and other mental health	5
Special treatment outside province	1
Browndale	26
Children's Foundation	21
Specialized Resources	158
Cedar Lodge	36
The Maples	20
House of Concord	5
Provincial and federal camps	21
City and provincial goals	12
Detention centres	37
Federal penitentiary	4
Other	14
TOTAL	1,441

In the last 11 years, the number of child care has dropped by 19 per cent. In 1970, were 10,567 children in care, while in there were 8,657. Each year more childre admitted to care, yet fewer children rem care.

Table 34 illustrates the decrease in ever category of children in care during 1980-8 cept for those children aged 16 and over often remain in care until they reach the a majority.

Table 34
Children in Care, by Age, for Fiscal Year 198

Age Group	No. of Children	Increase/Decrea from Apr. 1, 19 to Mar. 31, 198
Under 3	589	−72
3 to 5	651	−21
6 to 11	1,888	−14
12 to 15	2,755	−86
16 to 17	1,962	+56
18 years	812	+59
TOTALS	8,657	−78

Table 35
Number of Children in Care of Superintende Child Welfare During and at End of Fiscal Ye 1978-79 to 1980-81

Year	No. of Children During Year*	No. of Chil at March
1980-81	14,193	8,657
1979-80	13,841	8,735
1978-79	13,733	8,831

* *Children in care seven days or less as transients are no longer counted. Numb of children paid through short-stay billi were:*

- *617 in 1980-81*
- *511 in 1979-80; and*
- *484 in 1978-79.*

e 36
t of Children's Programs for
al Year 1980-81

ss cost of maintenance of children in Family
Children's Services division:

er homes	$16,977,625	
er residential sources	$31,563,043	
iving special rvices	$11,204,456	
TOTAL		$59,745,124
s cost of transportation children in care superintendent		$ 983,076
s cost of hospitalization new-born infants being rmanently planned for superintendent		$ 75,655
s Expenditures		$60,803,855
Collections		$11,726,852
Cost to provincial government per public accounts		$49,077,003

VICES FOR CHILDREN IN CARE

ices for Children in Care provides help to dren in the care of the ministry to develop ble and productive life-styles. The goals of program include the return of the child to the ral family, adoption placement, substitute ly living, specialized care, or an indepen- living arrangement. Services under this ram are provided under the statutory au- ty of the Family and Child Service Act (SBC 9), Adoption Act, Guaranteed Available In- e for Need Act (section 2), Family Relations section 29), and Juvenile Delinquents Act. aditionally, communities have voluntarily d for dependent children deprived of their families. When the Protection of Children was enacted in British Columbia in 1901, children's aid societies (Victoria, Cowichan, aimo, and two in Vancouver) were given the tory authority to protect and care for chil- r. These societies provided group child care phanages, homes and missions, and family with voluntary foster families.

ild in care services underwent several sig- ant changes in the 1930s. Regular mainte- e payments were extended to families car- or all foster children, rather than to those g only for infants; the position of the super- ident of neglected children became a full- position instead of voluntary one; in 1934, fants Act was proclaimed, permitting child welfare agencies to deliver preventive services for families and children.

Over the years, the ministry has made numerous policy and program changes to respond to the changing needs and goals of children in care services. The continuous development of family support services enables more children to receive support services within their own homes.

Today, the ministry administers and delivers all services to children in care, including those services formerly provided by children's aid societies. The variety of resources available to children in the care of the superintendent of child welfare ranges from the volunteer foster home providing care for the average youngster, to the very specialized resource able to care for a severely disturbed or handicapped child.

Services for children in care includes foster homes, and specialized resources for children.

Several new child in care programs were developed during 1980-81. Region 15 (Downtown Strathcona), in co-operation with Region 1 (Vancouver East), appointed a Native Indian Child Welfare Advisory Committee made up of native Indian members. In 1981-82, this committee will begin working with ministry staff to plan programs for native children who come into care, and assist in the development of native Indian resources.

Plans to begin a crisis nursery in 1981-82 were also developed this year by Region 15. The nursery will be operated by downtown Vancouver native Indian parents. It will provide care for children of native parents moving into the area while they secure accommodation and employment. The nursery will also serve as a temporary emergency care home for native children, to prevent them from coming into care.

In 1980-81, a new program was developed in Region 13 (Fraser North), providing an opportunity for youths in care to meet with ministry staff and child-care workers to share their ideas and feelings about the child in care system. Information from these meetings is used to promote discussion at staff workshops on how the system can be improved. A video tape of a play, written and acted by children in care, about the child in care system, is being used to provide basic information about the system to other ministries.

Foster Homes

This program provides substitute care to meet physical, social, emotional and developmental needs of children admitted to care. It is operated under statutory authority granted by the Family and Child Service Act (SBC 1980) and the Guaranteed Available Income for Need Act (section 2).

In 1905, 44 of the 94 children in the care of Vancouver's Children's Aid Societies were in foster homes. By the early 1930s, regular payments were provided for the maintenance of all foster children, and no longer for the maintenance of infants only. Since the 1960s, the foster care program has provided long-term and short-term care for children who are unable to be returned home or placed for adoption. Although foster homes are just one of the choices available, they continue to serve the placement needs of the majority of children in care.

Fostering a child is a personal and demanding task, requiring patience, understanding, sharing and commitment. Foster parents play a vital role by working with the social worker to return the child to his natural family as soon as possible. In some cases, the child is not able to return home and is committed permanently to the superintendent's care. The foster parents then assist in preparing the child for placement in an adoption home, or may themselves give the child a permanent home by adoption or a "planned life placement".

Monthly maintenance payments are provided to the foster parents according to the age of the child. The payments provide for the child's basic needs and include family allowance. Where there are extra child-care related costs, a supplementary rate may be paid.

Table 37
Basic Foster Care Maintenance Rates, Effective January 1981

Age of Child	Maintenance	Clothing	TOTALS
0-5 years	$122.49	$24.20	$146.69
6-9 years	148.61	28.98	177.59
10-11 years	167.68	34.29	201.97
12-13 years	192.52	34.29	226.81
14-19 years	211.42	41.04	252.46

The Ministry of Human Resources is responsible for the recruitment, orientation, support and training of foster parents. Since 1966, the ministry has contracted with the British Columbia Federation of Foster Parent Associations to provide support and education programs to foster parents. In 1980-81, the ministry grante[illegible] federation $136,747 to pay for developin[illegible] implementing training programs, prov[illegible] newsletters, annual conferences, regional [illegible] shops, local foster parent associations and [illegible] special projects. The number of local foste[illegible] ent associations has grown from one in 19[illegible] 58 in 1980-81.

Throughout 1980-81, an average of [illegible] paid foster homes in British Columbia car[illegible] children in care.

In 1980-81, the ministry increased its gr[illegible] the federation to provide more educatio[illegible] support programs to foster parents at the [illegible] level. In the Lower Mainland, plans for a [illegible] foster parent recruitment campaign were [illegible] pleted. The campaign will be launched i[illegible] spring of 1981. A Foster Parent Recogni[illegible] Night was held in Region 18 (Surrey) to ho[illegible] and present awards to hundreds of [illegible] parents.

The 1980-81 budget included an increa[illegible] foster home rates, provisions for suppleme[illegible] rates for special needs children, and addi[illegible] funds for foster parent training and su[illegible] programs.

Table 38
Foster Home and Child in Care Expenditures, Fiscal Years 1976-77 to 1980-81

1980-81	$17,882,262
1979-80	16,062,216
1978-79	14,936,557
1977-78	15,072,041
1976-77	11,989,429

Specialized Resources for Childre[illegible]

The Specialized Resources for Childre[illegible] gram provides residential and non-residi[illegible] services to children with special needs, [illegible] able them to return to as normal a life-st[illegible] possible or to a less intensive communi[illegible] source. These services are provided und[illegible] statutory authority of the Family and Chil[illegible] vice Act (section 3, subsection 2, a and b[illegible] tion 16, subsection 1), and the Guarae[illegible] Available Income for Need Act (section 2[illegible] section 1).

The Specialized Resources for Childre[illegible] gram was developed in 1973 to provide sp[illegible] ized residential and non-residential ca[illegible] children with emotional disturbances or h[illegible] caps. These resources are preferred alterni[illegible] to institutional care, as they tend to be sm[illegible] and offer more opportunities for each ch[illegible]

Resources are developed regionally to respond to local needs, and are generally operated through non-profit societies on contract with the ministry. Services under this program include:

Respite Homes

Respite homes offer intermittent temporary care for a child when family breakdown is a risk due to the stresses of caring for a handicapped or emotionally disturbed child.

Receiving and Assessment Resources

Receiving centres offer temporary care for a child until a suitable placement, either in the child's home with support services or in a specialized care facility, is arranged. This program also provides emergency care and shelter in bed subsidy homes.

Group Homes

Group homes provide care and treatment for children in a family setting. Group home placement is generally chosen as an alternative to foster care for children who cannot be planned for in foster homes, or for children who require specialized services. Group home programs are often designed for a particular group; for example, a home may have training resources or autistic children or life-skills programs for older adolescents. Time limits for children placed in group homes are flexible and determined by the child's plan.

Special Care Homes

Special care homes provide special child care and treatment for one or two severely disturbed or handicapped children. Families of these children are often given respite and intermittent services to enable them to cope. Special care homes provide individualized family care tailored specifically to a child for whom the alternative is often institutional care.

Specialized Residential Resources

Specialized residential resources provide 24-hour care and treatment to severely emotionally disturbed or disabled children. There is usually a placement time limit of six to eight weeks. This placement option is generally used only until more permanent plans have been prepared.

Specialized Non-residential Resources

The ministry contracts with non-profit societies to provide goal-oriented services and counselling to families and children. Programs often include training in parenting skills, particularly those skills necessary to maintain a child with special needs in his own home or a foster home. Centre-based programs also offer day respite care.

The special care home model came into use in June 1980. This model of service combines the provisions of the former therapeutic home program with aspects of special-rate foster homes, and some additional features. It allows for maximum flexibility in planning services for hard-to-place children.

The program offers family-based care for children with a wide range of mental and physical handicaps, as well as for severely emotionally disturbed children.

Since its introduction, the special care home model has been widely used throughout the province. Region 4 (Kootenays), for example, developed 28 special care homes during 1980-81, enabling 28 special needs children to receive individual attention in a small home setting. This new resource model has allowed a number of children in institutions to be relocated in the community.

In addition to special care homes, other specialized resources were developed throughout the province during 1980-81.

The McDonald Lodge Wilderness Program, a resource program serving Region 8 (North and South Peace River), became fully operational during 1980-81. The program has the capacity to serve 10 adolescents, and is jointly funded with the Ministry of Attorney General.

A new emergency home which has the capacity to serve 18 children was developed in Region 18 (Surrey) during 1980-81. The home, operated by the Surrey Community Resource Centre Society, has proven to be a valuable resource to the ministry's Emergency Service's Child Abuse Team. Region 18 also developed a long-term group home; three children from Woodlands were moved into this resource during the year.

In addition to developing new resources, Region 19 (Coquitlam), also established a resource bank to recruit and study new foster homes and special contract homes.

In 1980-81, ministry staff from Vancouver Island came to an agreement with the Ministries of Health, Attorney General and Education on a co-ordinated approach to providing the services and resources to children requiring intensive help. (It is expected that this approach will be implemented during 1981-82.)

Table 39
Number of Specialized Resources, Fiscal Years 1979-80 and 1980-81

Specialized Resource by Type	1980-81	1979-80
Respite Homes	8	7
Receiving, Assessment and Bed Subsidy	68	60
Group Homes		
Mentally Disabled	12	7
Behaviourally or Emotionally Disturbed	115	118
Special Care Homes*		
Mentally Disabled	49	2
Behaviourally or Emotionally Disturbed	190	99
Specialized Residential Resources		
Mentally Disabled	24	16
Behaviourally or Emotionally Disturbed	54	38
Specialized Non-residential Resources		
Mentally Disabled	5	1
Behaviourally or Emotionally Disturbed	16	14
TOTAL NUMBER OF SPECIALIZED RESOURCES	541	362
Capacity for Specialized Placements of Children	1,700	1,547

* *Since the special care home model replaces therapeutic homes in June 1980, the 1979-80 figures refer to therapeutic homes.*

Table 40
Specialized Resources for Children, Expenditures, 1976-77 to 1980-81

Year	Expenditure
1980-81	$31,563,043
1979-80	24,924,504
1978-79	22,040,000
1977-78	21,080,000
1976-77	19,750,000

ADOPTION SERVICES

Adoption Services plans, provides and legally establishes, permanent life plans for children whose natural parents are unable to do so. It operates under the statutory authority of the Adoption Act.

A central registry of approved adoption homes is maintained in Victoria by the ministry. Children who require placements are referred to the registry by local ministry offices. Based on the needs of the child referred, registry staff forward a selection of approved homes for consideration by local staff and, where possible, b natural parents. Before an adoption placen the superintendent of child welfare provic report and makes a recommendation to the ish Columbia Supreme Court. After this a Adoption Order may be granted.

Non-ministry adoptions are those in w children are placed privately or are adopte stepparents or relatives. The superintender comes involved in these adoptions only w ordered by the British Columbia Supreme C or, in the case of private adoptions, wher adopting parents submit their notice of inte adopt. During fiscal year 1980-81, the Bi Columbia Supreme Court ordered the sup tendent to conduct inquiries into 24 cases

An amendment to the Adoption Act, r claimed in September 1980, provided fo voluntary transfer of guardianship for a chi the superintendent upon the signing of a co to adoption. The intent of the amendment prevent a child from being in a "legal lin during the waiting period before the granti an adoption order by the court.

A further amendment makes it an offenc anyone to offer money in connection wit adoption of a child, and prohibits advertis child for adoption without the approval c superintendent.

Throughout the fiscal year, a large numb unstudied applications accumulated as a r of the February 1980 moratorium on the stu those persons applying to adopt healthy Ca sian infants. This moratorium was necessit by the lengthy waiting list of approved adoi homes. These applications will be reviewe er, as the waiting list to adopt decreases.

The placement of children with special r will continue to be emphasized by the mi during 1981-82.

Table 41
Children Placed for Adoption by the Ministry of Human Resources, 1979-80 and 1980-81

Category	1980-81	1979-80
Total	717	66
Special Needs	367	29
From Other Provinces	21	1
From Other Countries	20	1

le 42
roved Adoption Homes, 1979-80 and 1980-81

egory	As of Mar.31,1981	As of Mar.31,1980
h demand) to 2 years)	401	629
h demand special eeds child cial needs	262	257
hild only	313	220

le 43
ption Reports Submitted to the Supreme Court, 9-80 and 1980-81

e	1980-81	1979-80
parent	42	422
ative	13	77
ate	46	57

eparate coding systems for Regions 11 and) were not established for the 1980-81 scal year. Region 11 figures report on both gions.

otnote refers to table 44)

Table 44
Number of Adoption Placements Made by Ministry of Human Resources, by Type of Placement, by Regions, for Fiscal Year 1980-81

Region	Hospital To Adoption	Foster Home to Adoption: Within Same Home	Foster Home to Adoption: In Another Home	TOTALS
1	0	1	8	9
2	4	2	3	9
3	15	8	27	50
4	13	1	26	40
5	18	8	23	49
6	17	13	19	49
7	10	5	13	28
8	3	5	11	19
9	19	8	28	55
10	29	16	30	75
11*	27	5	28	60
12	30	3	25	58
13	10	6	14	30
14	21	4	37	62
15	1	1	0	2
16	6	1	4	11
17	10	0	6	16
18	18	7	18	43
19	19	5	28	52
SUB-TOTAL	270	99	348	717
Placement Made Outside BC	0	0	0	0
TOTALS	270	99	348	717

le 45
nber of Children Placed for Adoption by the Ministry of Human Resources, in BC and Outside BC, Age, During Fiscal Year 1980-81

Age		In BC	Outside BC	TOTALS
h	(up to but not including 15 days)	236	0	236
days	(" " " " " 1 month)	147	0	147
ionth	(" " " " " 3 months)	62	0	62
ionths	(" " " " " 6 months)	27	0	27
ionths	(" " " " " 1 year)	26	0	26
ear		43	0	43
ears		31	0	31
ears		32	0	32
ears		26	0	26
ears		24	0	24
ears		14	0	14
ears		9	0	9
ears		14	0	14
ears		6	0	6
years		9	0	9
years		4	0	4
years		2	0	2
years and over		5	0	5
TOTALS		717	0	717

Table 46
Number of Legally Completed Adoptions, by Type of Placement, by Region, During Fiscal Year 1980-81

Region	Ministry	Relative			Private	TOT
		Stepparent	Other	Any*		
Region 1	11	0	0	0	1	
Region 2	8	0	0	0	0	
Region 3	65	8	0	43	6	
Region 4	45	4	0	35	1	
Region 5	64	6	7	63	6	
Region 6	37	0	0	31	9	
Region 7	34	12	4	36	3	
Region 8	20	5	0	12	0	
Region 9	45	1	0	32	6	
Region 10	93	6	3	70	1	
Region 11***	76	13	2	59	1	
Region 12	78	0	0	9	4	
Region 13	22	3	1	123	1	
Region 14	43	2	0	8	5	
Region 15	0	0	0	0	0	
Region 16	12	1	0	0	0	
Region 17	22	0	0	0	4	
Region 18	32	6	0	3	3	
Region 19	53	5	2	0	5	
Vancouver Court	0	0	0	130	0	
Registry TOTALS	760	72	19	654	56	1,

* *Since August 24, 1979, adoption by a blood relative does not require direct involvement by superintendent. The ministry is aware of how many of these orders are issued, but is unable t show the relationship of the child and adopting parents.*

** *In addition, nine adoptions started in BC were completed elsewhere.*

*** *Separate coding systems for Regions 11 and 20 were not established for the 1980-81 fiscal ye Region 11 figures report both regions.*

›st-Adoption Services

The Post-Adoption Services division was ·med in September 1978 in response to a ›unting number of requests for services relat- ; to records of completed adoptions. These ·vices are provided under the statutory author- of the Guaranteed Available Income for Need :t (section 1 (e), section 6) and Regulations ·ction 7), and the Adoption Act (section 15). Requests have increased from approximately : per month in the mid-1960s to 30 per month the mid-1970s, and continue to increase each ar.

The overriding principle in providing these ·vices is that no identifying information ›ich, either singly or in combination, might ›d to identification of persons, may be pro- ›led. This applies to adoptees requesting infor- ›tion about their natural parents, as well as tural parents inquiring about their child's pro- ›ss and selected adoption home up until the ›e an adoption order is granted. Medical and netic information is frequently provided in dition to explanations of legislation and pol- / regarding confidentiality of identifying ·ormation.

Completed adoption records are kept on file Victoria. Post-adoption inquiries may be ›de through the Ministry of Human Resources ›trict offices or directly to Post-Adoption rvices.

In May 1980, the first application in British ›lumbia was made to the Supreme Court un- r section 15 of the Adoption Act, by an adop- › who wanted his file opened in order to learn › identify of his biological parents. The judge ·used the application because the adoptee led to show sufficient "good cause" why he ›uld receive identifying information.

Table 47
Inquirers and Their Relationship to Adoptees, Fiscal Years 1979-80 and 1980-81

Inquirer	1980-81	1979-80
Adoptee him/herself	321	278
Adoptee's biological mother	131	122
Adoptee's biological father	20	18
Adoptee's siblings or half-siblings	33	27
Other relatives of adoptee	12	8
Other than adoptee or member of his biological family (includes adopting parents, Ministry of Human Resources district offices, other provinces' child welfare departments, doctors, lawyers, Indian Affairs)	426	337

Table 48
Number and Types of Requests, Fiscal Years 1979-80 and 1980-81

Type of Request	1980-81	1979-80
Social background	515	477
Medical background	235	158
Services related to genetics	19	10
Natural parents wanting news of child relinquished for adoption	119	117
Help with post-adoption reunion	77	96
Parents wanting it on record that they would be willing to meet child if he/she asks to meet them	37	45
Confirmation of adoption	63	60
Other	215	164

SECTION IV

Income Assistance

INTRODUCTION TO PROGRAMS AND SERVICES

Income Assistance programs and services are authorized under the Guaranteed Available Income for Need Act. Formerly, these programs and services operated under the Social Assistance Act of 1945, which provided for child welfare services, social assistance and old age pension plan services. In the early 1960s, the ministry began new assistance programs to help clients attend vocational programs and obtain work experience, as well as vocational programs for handicapped persons, funded jointly with the Ministry of Health.

In 1976, the Social Assistance Act and Regulations were rewritten, and the name of the act was changed to the Guaranteed Available Income for Need (GAIN) Act. This legislation provides a variety of financial and social services, including programs to relieve poverty and provide a basic standard of living, and programs to help persons in need become independent and self-supporting.

Income Assistance programs and services are administered by 20 regional offices through 147 district offices, and can be divided into two sections: Financial Assistance and Adult Rehabilitation.

FINANCIAL ASSISTANCE

In recent years, the Financial Assistance section has undergone changes to make it more accountable for program costs and to ensure that clients are receiving the benefits to which they are entitled. The administration process has been improved to provide benefits quickly and efficiently to eligible recipients. Policies to determine eligibility for benefits have been simplified. Eligibility for benefits is based on an objective measurement of needs and financial circumstances. Personal issues such as race, colour, or creed may not enter into determination of eligibility.

To protect the rights of persons applying for assistance, the ministry has an appeal process. Applicants who feel that a wrong decision has been made in their case can appeal through an administrative review and tribunal. A standardized appeal kit is readily available to all applicants. During 1980, the appeal kit was tested in three ministry regions and found to be very helpful by applicants requesting reviews of their eligibility.

Financial Support programs include three types of GAIN programs: GAIN Basic Inc Assistance; GAIN For Handicapped; and G Seniors Supplement. In addition to GAIN grams, the ministry offers a range of support vices to GAIN recipients, to meet indivi needs and assist in maintaining or impro personal levels of independence.

GAIN Basic Income Assistance

GAIN Basic Income Assistance provides sons in need with financial assistance with b living costs. It is administered under the Gua teed Available Income for Need Act (sectio subsections 1 and 2).

GAIN Basic Income Assistance prov monthly benefits to persons aged 19 to 64, r of whom require assistance for only a short ti Persons considered employable are expecte look for work to support themselves; those able to find work because they lack skills o perience may participate in one of the minis programs to prepare for employment and crease their chances of finding a job. Those work part-time or full-time at low wages have large families to support, may qualify fo income supplement from the ministry to b their income up to the income assistance rat their family size.

Persons who are temporarily unable to w because of poor health or disability, and r financial eligibility requirements, may qu for financial support during convalesce They usually return to full- or part-time ployment.

GAIN Basic Income Assistance is also vided for children living with relatives. Althc the ministry's goal is to keep parents and dren together, children must sometimes placed in other homes in case of parental ill or desertion. Placing a child with a relative vides a continuity of surroundings and resul less upset for the child. Financial assistance vided to relatives is paid at the same rate es lished by the ministry for foster children.

In 1980-81, income assistance benefit r for single persons and family units were creased by nine per cent, based on the cos living index. This accounted for an incre cost of $23 million to the program.

To ensure consistency in administering cy, the Financial Assistance Worker Comm was developed in Region 18 (Surrey). The c mittee works with the Income Assistance sion to solve problems associated with admi tering financial assistance.

ble 49
erage Monthly Number of Recipients, GAIN ic Income Assistance, 1976-77 to 1980-81

Year	Number of Recipients
1980-81*	124,280
1979-80	115,914
1978-79	114,622
1977-78	113,939
1976-77	112,937

GAIN for Seniors (60-64) was incorporated into GAIN Basic Income Assistance as of July 1, 1980. The 1980-81 figure includes the average monthly number, from July 1, 1980 to March 31, 1981, of approximately 6,000 GAIN for Seniors (60-64) recipients. As a percentage of the provincial population, the case load has remained fairly static at approximately 4.5 per cent over the same time period.

ble 50
rage Number of Income Assistance ipients Per Month, by Category, 1980-81

egory	1980-81*
ids of Family	32,221
gle Persons	30,975
al Case load (Average)	63,196
endents	61,084
verage Monthly Total	124,280

**he Gain for Seniors (60-64) program was incorporated into GAIN Basic Income Assistance effective July 1, 1980.*

ble 51
ome Assistance Rates (applicable during first months of eligibility), Effective May 1980

t	Support	Maximum Shelter	TOTAL
ged 9-59)*	$136	$130	$266
2	218	260	478
3	287	325	612
4	334	365	699
5 nd more)	+45 (each unit)	+20 (each unit)	

**or aged 60-64, see Table 52.*

Table 52
Basic Income Assistance Rates (applicable after four consecutive months), effective May 1980

Unit	Support	Maximum Shelter	TOTAL
1 (aged 19-30)	$136	$130	$266
1 (aged 31-64)	191	130	321
2 (aged 19-30)	218	260	478
2 (aged 31-64*, or parent and child)	273	260	533
3	322	325	647
4	369	365	734
5 (and more)	+ 45 (each unit)	+ 20 (each unit)	
TOTAL			

** For a couple, both aged 60-64, add $47 to the basic rate.*

Table 53
GAIN Basic Income Assistance, Expenditures, 1976-77 to 1980-81

Year	Expenditure
1980-81	$270,380,951
1979-80	227,145,681
1978-79	158,074,606
1977-78	157,479,474
1976-77	138,259,881

GAIN for Handicapped

GAIN for Handicapped ensures that handicapped persons and their families receive financial support to maintain the health and unity of the family. These services are provided under the statutory authority of the Guaranteed Available Income for Need Act (section 2, subsections 1 and 2; section 12, subsections 1 and 2).

GAIN for Handicapped provides monthly benefits to persons aged 18 to 64 who qualify as handicapped under the GAIN Act and Regulations. Eligibility is determined, first, by the financial assets, income, shelter costs and size of the applicant's family; and second, on the basis of an evaluation, by a medical committee, of the applicant's handicap as defined by a physician.

The maximum monthly benefit for a single handicapped person, as of January 1, 1981, was $408.96. Benefits vary, depending on the recipient's shelter costs. Since April 1979, GAIN for Handicapped benefits have been increased each quarter.

The ministry continues to provide medical benefits for handicapped recipients who obtain employment. Handicapped clients who obtain employment but cannot remain in the work force because of their handicap may resume receiving GAIN for Handicapped benefits.

Table 54
Number of Cases of Income Assistance, by Category and Regions, as of March 31, 1981

Category	Region 1 (Vancouver East)	Region 2 (Vancouver Burrard)	Region 3 (Okanagan)	Region 4 (Kootenays)	Region 5 (Prince George-Cariboo)	Region 6 (Fraser Valley)	Region 7 (Prince Rupert-Bulkley Valley)	Regio (North Sout Peac Rive
Single Person	1,694	4,669	1,498	1,017	1,489	1,331	502	5
Couple	180	336	395	191	269	290	62	
Two-Parent Family	202	221	500	304	511	493	145	1
One-Parent Family	830	1,064	1,793	943	1,781	1,772	532	4
Child with Relative	47	34	102	90	219	90	176	
TOTALS	2,953	6,324	4,288	2,545	4,269	3,976	1,417	1,3
GAIN (60-64)*	230	398	456	271	295	385	86	1

Category	Region 9 (Kamloops Mainline)	Region 10 (Vancouver Island North of Malahat)	Regions 11 and 20 (Capital Regional District)**	Region 12 (Fraser South)	Region 13 (Fraser North)	Region 14 (North Shore-Sunshine Coast)	Region 15 (Vancouver Downtown Stratchcona)	Regior (Vanco Sout
Single Person	1,169	2,370	2,220	778	2,075	1,008	4,841	1,6
Couple	261	358	289	129	267	139	230	2
Two-Parent Family	443	708	418	155	246	185	86	2
One-Parent Family	1,457	2,360	2,074	922	1,418	914	175	1,2
Child With Relative	132	181	118	33	74	56	8	
TOTALS	3,462	5,977	5,119	2,017	4,080	2,302	5,340	3,5
GAIN (60-64)*	279	375	380	225	427	209	316	3

Category	Region 17 (Vancouver West)	Region 18 (Surrey)	Region 19 (Coquitlam-Maple Ridge)	PROVINCIAL TOTALS	GAIN (60-64) TOTALS
Single Person	1,082	943	895	31,776	3,937
Couple	87	169	139	4,118	1,167
Two-Parent Family	91	265	226	5,671	162
One-Parent Family	446	1,536	1,254	22,998	106
Child with Relative	48	88	69	1,714	—
TOTALS	1,754	3,001	2,583	66,277	—
GAIN (60-64)*	177	204	163	—	5,372

** As of July 1, 1980, GAIN Basic Income Assistance case load includes GAIN (60-64). Separate load figures for GAIN (60-64) have been listed to illustrate resulting case load increases. These have been included in GAIN Basic Income Assistance total figures.*

*** Separate financial coding systems for regions 11 and 20 had not been established for the 198 fiscal year. Regions 11 and 20 statistics will be reported separately for 1981-82.*

le 55
mber of Handicapped Persons
Receipt of GAIN for Handicapped,
of March 31, 1977 to 1981*

Year	Number of Persons
1981	13,726
1980	13,469
1979	12,526
1978	11,568
1977	10,794

he statistics do not include the number of dependents of handicapped persons.

le 56
IN for Handicapped, Expenditures,
6-77 to 1980-81

Year	Expenditure
1980-81*	$56,487,316
1979-80	47,661,148
1978-79	38,797,108
1977-78	34,143,830
1976-77	30,998,947

s of July 1980, the statistics include the enefits paid to dependents of handicapped ersons.

IN Seniors Supplement

AIN Seniors Supplement provides benefits upplement the federal government's Old Age urity, Guaranteed Income Supplement and uses' Allowance programs. It operates under Guaranteed Available Income for Need Act tion 2).

hen the Federal Spouses' Allowance pro-n was begun in October 1975, GAIN Seniors plement benefits were made available to eli-e spouses of pensioners. Over the years, dy increases in Canada Pension Plan bene-and interest rates on savings have reduced number of pensioners eligible for the GAIN ors Supplement, and have caused a de-se in program expenditures. At March 31, 1, 67,569 persons were receiving the GAIN ors Supplement.

ose eligible for the GAIN Seniors Supple-t are paid automatically, based on informa-supplied by the federal Old Age Security di-n of Health and Welfare Canada.

postal strike in the summer disrupted the is-of cheques. However, cheques were sorted g postal code information, and routed to the est district office. Plans are underway to co-nate postal codes with district office codes so possible future mail strikes will create fewer problems.

Table 57
GAIN Seniors Supplement, Expenditures, 1976-77 to 1980-81

Year	Expenditure
1980-81	$25,101,262
1979-80	28,104,256
1978-79	31,047,412
1977-78	34,991,773
1976-77	37,100,805

Other Services and Benefits

Income Assistance administers a range of support services for GAIN recipients. These services, which provide financial benefits for extraordinary expenses and programs to help recipients become independent, operate under the statutory authority of the Guaranteed Available Income for Need Act.

School Start-Up Allowance

This allowance is paid to income assistance families with school aged children, to help meet extra costs at the start of the school year. The allowance for children up to age 12 is $20, and for children 12 and older, $30.

Table 58
School Start-Up Allowance, Expenditures, 1976-77 to 1980-81

Year	Expenditure
1980-81	$723,977
1979-80	358,115
1978-79	711,224
1977-78	544,987
1976-77	444,138

Christmas Supplementary Allowance

The ministry provides this allowance to income assistance recipients in December, as an additional source of funds for Christmas. Single persons receive $20 and families $50.

Table 59
Christmas Supplementary Allowance, Expenditures, 1976-77 to 1980-81

Year	Expenditure
1980-81	$2,049,268
1979-80	1,969,693
1978-79	1,009,867
1977-78	553,123
1976-77	862,359

Camp Fees

Each ministry region has funds available to enable handicapped persons and children of income assistance recipients to attend summer camps.

Table 60
Camp Fees, Expenditures, 1976-77 to 1980-81

Year	Expenditure
1980-81	$179,766
1979-80	104,653
1978-79	112,548
1977-78	104,956
1976-77	53,146

Crisis Grants

When a recipient does not have assets, income or other resources to meet an emergency, a crisis grant may be provided to prevent danger to the person's health or removal of children from the home.

Table 61
Crisis Grants, Expenditures, 1979-80 and 1980-81*

Year	Expenditure
1980-81	$1,577,243
1979-80	1,529,187

* *Prior to 1979-80, crisis grants were budgeted under special needs allowances.*

Diet Allowance

To provide a recipient with funds to meet extraordinary dietary costs recommended by a physician, dietitian or nutritionist, a maximum allowance of up to $20 per month may be granted.

Table 62
Diet Allowance, Expenditures, 1976-77 to 1980-81

Year	Expenditure
1980-81	$989,856
1979-80	976,502
1978-79	934,622
1977-78	841,829
1976-77	598,023

Natal Allowance

An allowance of up to $25 a month, for 12 months, may be grated to a recipient who is pregnant and who requires a special diet recommended by her doctor. An income assistance recipient who has recently given birth and needs a special diet for herself or her infant may also be eligible for this allowance for up to six months.

Table 63
Natal Allowance, Expenditures, 1976-77 to 1980-81

Year	Expenditure
1980-81	$562,582
1979-80	509,377
1978-79	464,120
1977-78	463,492
1976-77	499,026

Comforts Allowance

This allowance is provided to meet the sonal and recreational needs of an individu ceiving subsidized care in a residential ment centre or personal care facility. Up t per month may be grated to each person.

Table 64
Comforts Allowance Recipients, 1979-80 and 1980-81*

Year	Average Month Case load
1980-81	3,086
1979-80	3,013

* *Provincial case load figures were not reported prior to 1979-80.*

Table 65
Comforts Allowance, Expenditures, 1976-77 1980-81

Year	Expenditure
1980-81	$2,218,088
1979-80	1,865,519
1978-79	1,841,573
1977-78	2,470,033
1976-77	1,496,338

Guide Dog Allowance

An amount of $35 per month is availa aid in the maintenance of a registered guid used by a blind person receiving income tance. This allowance is included in the in assistance budget.

Burial of Indigents

The ministry provides payment of bur cremation costs, under an agreement wi Funeral Directors' Association of British C bia, for all areas of the province except Va ver, where the city assumes this cost. The is provided when the deceased has no est relatives or other persons able or willing t this responsibility.

le 66
al Indigent Burials, 1979-80 and 1980-81*

Year	Number
1980-81	552
1979-80	542

rovincial numbers of indigent burials were ot recorded prior to 1979-80.

le 67
ial of Indigents, Expenditures, 1976-77 to 0-81

Year	Expenditure
1980-81	$327,392
1979-80	290,548
1978-79	235,229
1977-78	191,922
1976-77	332,573

atriation

Under certain conditions, income assistance pients can be assisted to return to their prov- or country of origin. Such moves are made narily to reunite with families or improve em- ment opportunities. Planning is carried out ministry staff in co-operation with the au- ities in the other province, who verify the ibility of the repatriation.

e 68
atriation, Expenditures, 1976-77 to 1980-81

Year	Expenditure
1980-81	$110,261
1979-80	82,526
1978-79	93,342
1977-78	75,511
1976-77	57,105

sition Houses and Hostels

ansition houses (also known as emergency ters), hostels, and residential treatment fa- es provide temporary room and board to e who may require income assistance and are in a period of transition. This includes lies in crisis, women undergoing marital ration, and persons recently released from itals, prisons or treatment centres for drug alcohol dependency. Transition houses and els operate under the Guaranteed Available me for Need Act (section 2).

ere are 58 facilities in the province which unded by the ministry to provide accommo- on for a limited time to eligible persons. dents who require financial assistance may y through the nearest ministry office serving acility. Depending upon the circumstances and the contract with the facility, the ministry may provide assistance directly to the individual or pay the operator directly on a daily basis at a pre-determined rate.

The ministry expects facilities providing this type of care to be licenced under the Community Care Facilities Licencing Act where applicable. Hotels which are sometimes used as hostel resources are approved by district offices of the ministry. Budgeting for these facilities is part of the GAIN Income Assistance vote and is administered through that division, although payment and eligibility are determined locally.

Some facilities are funded jointly with the provincial Alcohol and Drug Commission of the Ministry of Health. In these facilities, the Alcohol and Drug Commission funds the treatment program, and the Ministry of Human Resources pays accommodation costs of persons eligible for income assistance benefits.

Eight new transition houses were established during 1980-81: two in Region 4, one in Region 5, two in Region 7, one in Region 8, one in Region 9, and one in Region 13.

Development of seven additional transition houses is planned for 1981-82: two in Region 4, one in Region 6, one in Region 8, one in Region 10, one in Region 12, and one in Region 14. Also, one additional hostel is planned in Region 4 (Cranbrook) for 1981-82.

Table 69
Transition Houses (Emergency Shelters), 1979-80 and 1980-81

	1980-81	1979-80
Number of Facilities	21	13
Total Capacity*	216	159
Average Capacity per Shelter*	10	12
Average per Diem Rate*	$19.81	$15.26
Actual Occupancy Days Used	59,160	46,542

* *Figures refer to adult capacity and per diem rates only.*

Table 70
Single Persons' Hostels, 1979-80 and 1980-81

	1980-81	1979-80
Number of Facilities	27	26
Total Capacity*	785	765
Average Capacity per Hostel*	29	29
Average per Diem Rate*	$16.58	$14.13
Actual Occupancy Days Used	229,410	212,489

* *Figures refer to adult capacity and per diem rates only.*

Table 71
Facilities Shared with Alcohol and Drug Commission, 1979-80 and 1980-81

	1980-81	1979-80
Number of Shared Facilities	10	10
Total Capacity	186	184
Average Capacity per Facility	19	18
Average per Diem Rate	$13.66	$11.46
Actual Occupancy Days Used	36,494	33,921

Table 72
Transition Houses, Expenditures, 1978-79 to 1980-81

Year	Expenditure
1980-81	$1,708,910
1979-80	481,785
1978-79	343,988

Table 73
Single Persons' Hostels, Expenditures, 1978-79 to 1980-81

Year	Expend
1980-81	$1,829
1979-80	2,163
1978-79	1,747

Table 74
Alcohol and Drug Shared Facilities, 1978-79 to 1980-81

Year	Expenc
1980-81	$1,191
1979-80	984
1978-79	625

Ministry Inspectors

The Ministry Inspectors program is responsible for investigating alleged or suspected abuse by clients of income assistance programs administered by the ministry. Inspectors try to curtail abuses by recommending policy changes and procedures to prevent fraud, and recover, where possible, overpayments fraudulently obtained. The Ministry Inspectors program operates under the statutory authority of the Guaranteed Available Income for Need Act (section 2, subsections 1 and 2).

The Ministry Inspectors program was established in late 1976 to assist line workers to investigate suspected or alleged fraud and abuse of financial assistance benefits. Initially, one inspector was assigned to each of the ministry's regions. There are now two inspectors in some of the larger regions. A provincial co-ordinator works with 28 inspectors located throughout the province at regional offices, while one inspector works full-time on the Pharmacare plan. Th spectors work under the direct supervision c regional managers.

The Ministry Inspectors program places p ity on preventing fraud by identifying any w nesses in application procedures. Inspecto tend workshops, study groups and meetings, to advise ministry staff on metho detecting and preventing fraud.

Several sizeable frauds were uncovered ing the year. The largest of these resulted i conviction of five persons who were involv a fraud extending over five years, amounti more than $250,000. The value of other re eries made, ordered or agreed to during th cal year was approximately $775,000.

Ministry field staff are now the largest cor utors of information and the team approac tween the inspectors and field staff is well e lished. All cases of suspected fraud are cl examined.

Table 75
Monthly Report of Cases Referred to Inspectors for Investigation, 1979-80 and 1980-81

Month	1980-81	1979-80	Month	1980-81	1979-80
April	379	306	October	405	338
May	358	320	November	466	351
June	399	394	December	295	274
July	383	275	January	453	416
August	400	321	February	381	409
September	433	386	March	310	370

le 76
iistry Inspectors Program, Statistical Data Covering All Regions, 1977-78 to 1980-81

	1980-81	1979-80	1978-79	1977-78
al number of cases reported				
or investigation	4,662	4,160	4,013	3,650
rges laid	209	212	235	354
es still before court,				
s of March 31, 1981	179	N/A	N/A	N/A
estigations completed	4,331	4,568	3,447	2,213
ounded complaints, or insufficient				
vidence to proceed	913	1,242	950	994
al value of recoveries made,				
rdered, or agreed to	$775,831.17	$510,770.05	$446,729.79	$379,689.33
lements, other than through	(675 cases)	(579 cases)	(436 cases)	
ourt action	$583,818.28	$475,078.05	$355,209.46	N/A
al amount of **monthly** assistance				
rminated due to inspector's	(687 cases)	(684 cases)	(714 cases)	N/A
volvement	$311,147.02	$255,404.47	$253,975.48	$164,679.54

e: *The above represents only the amount of monthly assistance being granted at the time of termination. No attempt has been made to estimate the amount which may have been received in the months ahead, had assistance not been terminated.*

le 77
istry Inspectors, Expenditures,
6-77 to 1980-81

Year	Expenditure
1980-81	$733,836
1979-80	653,243
1978-79	618,100
1977-78	601,208
1976-77	176,652

ntal Assistance

ne objective of Rental Assistance is to help ple with low incomes cope with housing s. This program is operated under the statu- authority of the British Columbia Income Act (section 4[a]).

ntAid

entAid is a tax credit program to help offset al costs, especially for people with low in- es. The Ministry of Human Resources as- ed responsibility for RentAid from the Minis- of Municipal Affairs and Housing in 1979. ough it is funded by the provincial govern- t, RentAid is administered through the fed- government's income tax system. Appli- s complete a RentAid claim form included eir federal income tax return.

e maximum benefit is $150 less one-and-a- per cent of the applicant's taxable income. No benefit may exceed 10 per cent of the total rent paid by the applicant during the year.

Eligibility for receiving RentAid, and the amount provided, is determined by the applicant's age, income, amount of rent paid, and other factors. To meet the basic requirements, an applicant must be 16 years of age or older, pay rent for his principal residence in British Columbia, and reside in British Columbia as of the last day of the taxation year.

Table 78
RentAid, Expenditures, 1979-80 and 1980-81*

Year	Expenditure
1980-81	$21,688,624
1979-80	15,479,415

* *Prior to 1979-80, RentAid was administered by the Ministry of Municipal Affairs and Housing.*

SAFER

Under the Shelter Aid for Elderly Renters Act, the SAFER program provides direct cash assistance to Canadian Old Age Pensioners living in British Columbia so that renters 65 and over do not have to spend an unreasonable portion of their income on rent. Eligibility is based on income, rent and residency requirements.

The SAFER program was initiated in July 1977 under the Ministry of Municipal Affairs and Housing. In December 1978, responsibility for

SAFER was transferred to the Ministry of Human Resources.

SAFER provides a monthly supplement to senior citizen renters to offset the cost of rental accommodation in British Columbia. Benefits equal 75 per cent of the amount by which rent exceeds 30 per cent of the applicant's total income. Effective March 1, 1980, the maximum monthly rent that could be claimed for SAFER benefits was $225 for a single person and $245 for a couple. Applicants whose rent is higher may still qualify for SAFER, but no more than these amounts may be claimed.

To be eligible for SAFER benefits, applicants must be 65 years of age or older, renting a principal residence, and paying more than 30 per cent of their income towards rent. They must also be receiving Canadian Old Age Security, and either the applicant or the spouse must have resided in British Columbia for two years immediately prior to application, or for five continuous years at any time. Persons already receiving a provincial rental subsidy (BC Housing Management Commission or Long-Term Care Programs) are not eligible for SAFER.

Benefits begin July 1 of each year and continue to June 30 of the following year. Eligibility for SAFER Must be reestablished in May or June every year by submitting a reapplication updating the applicant's income. This income includes Old Age Security, Guaranteed Income Supplement, GAIN Basic Income Assistance, DVA and Workers' Compensation Board pensions, plus all other sources of income (interest, dividends, private and Canada Pensions) from the previous year.

The steady increase in Old Age Security, Guaranteed Income Supplement, Canada Pension Plan benefits, and other private incomes has reduced the number of recipients and the amounts paid in benefits.

Table 79
SAFER, Increases in Claimable Rents, 1977 to 1980

	Singles	Couples or Sharers
March 1980	$225.00	$245.00
September 1978	205.00	225.00
July 1977	175.00	200.00

Table 80
Total SAFER Recipients, 1978-79 to 1980-81

Year	Number
1980-81	12,500
1979-80	13,500
1978-79	15,000

Table 81
SAFER, Expenditures, 1979-80 and 1980-81*

Year	Expenditure
1980-81	$7,522,486
1979-80	7,399,336

* *Prior to 1979-80, SAFER was administere by the Ministry of Municipal Affairs and Housing.*

ADULT REHABILITATION

The Ministry of Human Resources provides eral programs to help income assistance re ents increase their levels of independence September 1980, the ministry introduced a plan for employable income assistance re ents called the Individual Opportunity Plan. goal of the Individual Opportunity Plan is to vide individuals who have been receivin come assistance for over four months with quate planning and resources to support efforts to become independent. Under the p clients' skills are assessed, and an individual realistic plan for employment is formulated. plan may involve job retraining or educati upgrading, preparation for employment take as long as a year or more.

Each region has a service delivery plan to meet the needs of its communities. In additi social workers and financial assistance wor employment rehabilitation officers are assi throughout the province to work with clien the Individual Opportunity Plan. Regions increased access to the resources of other m tries and to local employers.

New regional programs were develope well. For example, Region 16 (Vancouver S worked with the Women's Employment C and Canada Employment and Immigratio initiate a pilot project called Women's Pre ployment Group, in September 1980. Wo Pre-employment Group is designed to hel gle mothers receiving income assistance to pare for the work force. The program consi a 10- to 12-week preemployment course c ing a range of topics. The objective of the gram is to help single mothers develop a crete plan for employment leading t

mediate job search or specific plans for job ining.

In 1980-81, a pilot project called Job Action is introduced in five regions: regions 2, 8, 11, , and 20. As part of the Individual Opportu- y Plan, Job Action teaches individuals who ve been on income assistance for at least three nths how to obtain and prepare for an inter- w for a job. As a result of the program's suc- ss, plans to develop additional Job Action pro- ms during 1981-82 have been initiated.

Programs provided under Adult Rehabilita- n are: Earnings Exemption; Incentive owance; Community Involvement; Assis- ce to Employment; Educational, Vocational d Rehabilitative Services; Work Activity; and Action.

entive Allowance

he Incentive Allowance program provides ome assistance recipients with an opportu- to obtain work experience in preparation for y or re-entry into the work force. The pro- m operates under the statutory authority of Guaranteed Available Income for Need Act tion 10, subsection 10) and Regulations tion 14, subsections 1, 2 and 3).

he incentive allowance is available to recipi- s who have never worked or who have not ked for a long period of time. It offers oppor- ties for individuals to participate in local nmunity services, and gain experience and fidence in working with others.

n individual can participate in the program up to six months. The ministry pays an wance in addition to regular income assis- e payments of up to $50 per month for a sin- recipient or $100 per month for a person dependents. This allowance helps with s of clothing and transportation.

e 82
ntive Allowance, Expenditures,
5-77 to 1980-81

Year	Expenditure
1980-81	$ 616,326
1979-80	864,060
1978-79	1,846,559
1977-78	2,080,417
1976-77	3,221,436

Earnings Exemption

The Earnings Exemption program allows income assistance recipients to keep a certain amount of their earnings from a job to assist with work-related expenses. The program is administered under the statutory authority of the Guaranteed Available Income for Need Act (section 3, subsection 2; section 10; section 9, subsection 1).

The ministry believes it is important that clients have the opportunity and incentive to take employment. This is recognized in the earnings exemption policy, which is designed to encourage clients in their transition from income assistance to a self-sustaining position in the workforce. A client may move directly into a full-time job, or into part-time work where new skills acquired may lead to full-time employment.

Policy allows earnings exemptions of $50 per month for a single person, and $100 per month for a single handicapped person or a person with dependents.

Community Involvement

The Community Involvement program enables people who are considered unemployable to participate in community service projects operated by nonprofit agencies. Program emphasis is on voluntary involvement in a local service group which contributes to some aspect of community life. The program operates under the statutory authority of the Guaranteed Available Income for Need Regulations (section 15).

The ministry provides a grant, in addition to regular income assistance payments, of $50 per month to participants for extra expenses such as transportation.

Table 83
Community Involvement, Expenditures, 1976-77 to 1980-81

Year	Expenditure
1980-81	$1,433,654
1979-80	1,119,461
1978-79	730,718
1977-78	528,320
1976-77	50,669

Assistance to Employment

The Assistance to Employment program helps employable income assistance recipients or applicants to become self-supporting through community resources, counselling and financial assistance. The program operates under the Guaranteed Available Income for Need Act (section 2), and Regulations (section 12).

To help income assistance receipients find employment, the ministry may grant additional financial assistance to meet the costs of essential work tools and clothing for a confirmed job. The ministry also assists with the cost of moving the recipient to the community where the job is located, if financial aid from other agencies is not available. Additional assistance is available for essential clothing for job interviews and transportation expenses for interviews which seem likely to result in a job.

Educational, Vocational and Rehabilitative Services

The Educational, Vocational and Rehabilitative Services program helps income assistance recipients become independent through assistance from other government programs and community sources. It operates under the statutory authority of the Guaranteed Available Income for Need Act (section 10).

This program is designed to help income assistance recipients acquire the skills and self-confidence necessary to seek employment. The financial, educational and training services offered by Canada Employment and Immigration, the provincial Ministries of Education and Health, Community Vocational Rehabilitation Services, and other community resources, are used to develop a training plan suited to the client. Ministry personnel work together with these departments and agencies, in an effort to ensure fulfilment of training programs. Where no other financial assistance is available, the ministry may pay for all or part of the training itself. Payments may include grants to assist with costs of transportation, school supplies and miscellaneous needs.

In February 1981, the ministry introduced a new policy to meet the additional costs of transportation and school supplies, incurred by recipients in training programs, which could not be met through other sources.

Table 84
Training and Education Allowances, Expenditures, 1976-77 to 1980-81

Year	Expenditure
1980-81	$505,574
1979-80	353,024
1978-79	317,321
1977-78	253,987
1976-77	274,309

Work Activity

Work Activity provides an opportunity for sons receiving income assistance to dev adequate work skills, experience and c dence, to improve employment opportuniti is administered under the Guaranteed Avail Income for Need Act (section 16, subsectio

Work Activity is an employment prepar program for GAIN recipients who are havin usual difficulty in obtaining or retaining a The program has proven valuable to people have been unable to benefit from other trai programs.

Groups of trainees are carefully selected, participate in a three- to six-month program program includes actual work experience supervised setting, education upgrading, search preparation, counselling and life- education in such areas as money managen These skills are taught within work placem such as forestry projects or workshops for industrial manufacturing.

This program is provided to special gr such as the handicapped, persons receivin come assistance, or other people in need.

During 1980-81, seven projects operate der the program throughout the province:

- Fraser Valley Work Activity Project;
- Vancouver Island Work Activity Proje
- Surrey Rehabilitation Workshop;
- Vancouver Youth Project;
- Arbutus Work Incentive Society;
- Capital Mental Health Association; a
- Boys' and Girls' Club of Victoria.

During 1980-81, the Vancouver Island Activity project in Duncan and Nanaimo expanded to the communities of Courtena Port Alberni. Participants receive two to weeks work experience in forestry project one week of learning job applic techniques.

Region 6 (Fraser Valley) worked towar ordinating the Fraser Valley Work Activity ject into its regional Individual Opportunit program.

le 85
rk Activity Projects, 1980-81

icipants	723
of Participants	
5 to 21	360
2 to 35	301
6 to 51 +	62
ults	
mployed	235
ther Training or Education	87
Inemployed	37
id Not Finish Program*	212
till on Program as of March 31	152

ome of these persons moved out of the ovince, found employment before mpletion of the course, were transferred to her rehabilitation programs, or left the ea.

le 86
rk Activity, Expenditures, 1976-77 to 1980-81

Year	Expenditure
1980-81	$1,188,058
1979-80	1,092,947
1978-79	939,872
1977-78	683,593
1976-77	340,288

Action

ob Action teaches individuals who have been income assistance for at least three months w to prepare for and obtain an interview and a job. It also helps build confidence in people who have not worked for a long time. The program is administered under the Guaranteed Available Income for Need Act (section 10) and Regulations (section 16). Job Action was introduced as a pilot project in regions 11, 20, 18, 8 and 2 during 1980-81 as part of the ministry's Individual Opportunity Plan.

The program works on the assumption that if a person has been trying to obtain a job for at least three months without success, then the problem may not be with the job market, but with the job hunt. Through classroom instruction, class and individual participation, peer support, and use of audio visual feedback, Job Action addresses the following:

- clients' own job skills;
- what employers are looking for in an employee;
- how to obtain job leads;
- how to make appointments for interviews by telephone;
- how to fill out application forms;
- facts on pleasant grooming habits;
- practicing employer interviews;
- financial assistance available to employers;
- practicing role-playing to obtain jobs;
- how to keep a job;
- increasing self-confidence by constant practice; and
- a realistic view of their value to an employer.

e 87
Action, 1980-81

	Region 18 Surrey Feb 81-Mar 81	Region 8 North and South Peace River Jan 81-Mar 81	Regions 11, 20* Capital Regional District May 80-Mar 81	Region 2 Vancouver Burrard Jan 81-Mar 81
nber of clients ho participated	10	13	286	28
nber who und work	5	11	236	21
nber placed in her phases Individual pportunity Plan	4	2	50	7

e majority of Job Action participants in Regions 11 and 20 had been on income assistance for a inimum of six months. As of March 1981, follow-up showed only 21 had come back on income sistance.

The Ministry of Labour provides Job Action participants with an allowance of $3.00 per hour while attending the program, to help cover the cost of transportation and clothing for job interviews.

Job Action is evaluated and monitored:

- by statistical records to determine length of time clients spend on the training program before finding a job;
- by client appraisal of the course;
- through follow-up at one and three mo intervals to determine clients' present sta through use of letter or by telephone; a
- by checking clients' names against the c rent month's Ministry of Human Resour case load.

During 1980-81, plans to develop additio Job Action programs in other regions of the pr ince in 1981-82 were initiated.

SECTION V

Health Care Services

HEALTH CARE SERVICES

Health Care Services provides quality health care at a reasonable cost for eligible income assistance recipients, through basic coverage under the Medical Services Plan of British Columbia and, in some cases, additional coverage. The services of this division are provided under the statutory authority of the Guaranteed Available Income for Need Act (section 29).

Health Care Services include medical and dental services, optical and ancillary services, and transportation and special health need services. The following groups of persons are eligible for health care coverage through the ministry:

- "unemployable" persons under 60 years of age who receive GAIN benefits;
- children in the care of the superintendent of child welfare, or living in the home of a relative who receives GAIN benefits on their behalf; and
- GAIN recipients over 60 years of age.

Coverage has been expanded in short- or long-term health care needs for low income families, particularly those with a child who needs ongoing treatment or materials.

Health Care Services consults with ministry district office staff to make sure they are aware of available health care services. To provide the best possible service, the division may retain medical specialists in any field for consultation.

Accounts from medical practitioners (doctors, chiropractors, physiotherapists, etc.) are paid by the Medical Services Plan of British Columbia. Accounts for hospital services are paid by the Hospital Programs Branch of the Ministry of Health.

Most costs of Health Care Services programs are shared equally with the federal government, under Canada Assistance Plan funding.

The Health Care Services division processes accounts for the following additional services:

Medical Services

Payment is made for medical examinations that are required by the ministry for the administration of the GAIN program. As well, the division pays on behalf of eligible persons who require medical clearance for activities such as camp attendance, sports, or post-stroke programs.

In some cases, when the yearly Medical Services Plan limit for physiotherapy has been exhausted, the division may pay for up to 10 additional treatments, after the physiot pist has obtained approval. This is helpfu ticularly in cases where the patient is to abled to leave home.

The division recently added services fo tritional needs, such as food supplement extra allowances for enriched diets for th riously ill, when approval has been rece and on medical advice.

Dental Services

Persons formerly receiving basic d benefits through Ministry of Human sources dental services, became eligib dental care under the Ministry of Health's dental care plan introduced in January 1 Applications from people who are not eli under the plan or who require special d work beyond the plan's coverage, may b viewed and approved by Health Services.

The Health Care Services division co ues to provide orthodontia for childre care, and eligible children of income tance clients. With the expansion of o dontia services, approximately 180 case be served each year.

Optical Services

Standard single-vision or bifocal glasse provided when prescribed by an ophtha ogist or optometrist. Unusual needs, su plastic lenses, trifocals, contact lenses c traocular lenses, may also be provided the approval of the division.

Optical suppliers are paid wholesale of materials, plus a fee for service, which increased in 1980-81.

There had been an increase in all o services in early diagnosis and remedial done on older people.

Ancillary Services

The division provides non-transfe medical needs, such as braces and sur supports, when a client's income and a do not permit private purchase.

Prescribed wheelchairs may also be vided. In such cases, the Canadian Parap Association or other specialized agencie be requested, at the division's expense, sess a client's physical needs and env mental circumstances, and recommend able equipment. To obtain the best po prices, purchases are made through the ish Columbia Purchasing Commission.

In 1980-81, there was greater demar equipment and devices to provide more

ility to persons of all ages in home care and ng-term care.

ransportation

Transportation to and from clinics, nursing omes, rehabilitation centres, and hospitals ay be provided for clients who cannot use ublic transportation. In cases of life-saving nergencies, transportation costs may be aid for people on low incomes. Local transortation can be authorized by the local ffice.

pecial Health Needs Program

The division may, at its discretion, provide ny of the services listed above to persons on arginal incomes, following a budget review y local ministry staff.

This program was greatly expanded in 980-81, enabling more people to remain in eir own homes through the aid of special uipment such as beds, lifts, and ramps. As ell, the provision of self-diagnostic devices, ch as ducometers and dextrometers for acurately measuring blood sugar in diabetics sulted in fewer hospitalizations.

Funding continues to be available for clints requiring sensory motor development rvices in Surrey, and Blissymbolics training Victoria.

pplications for GAIN

r Handicapped Benefits

With the assistance of medical specialist nsultants, the division decides whether apicants are medically eligible for GAIN for andicapped benefits. The division also prosses handicapped applications on behalf of e Department of Indian Affairs, and "handipped status" applications for the Ministry of ealth's Long-Term Care services.

Table 89
Application for GAIN for Handicapped Benefits, 1979-80 and 1980-81

Year	Applications Received	Applications Approved
1980-81	4,296	2,198
1979-80	4,378	2,496

Table 90
Health Care Services, Expenditures, 1976-77 to 1980-81

Year	Expenditure
1980-81	$12,776,079
1979-80	13,006,051
1978-79	11,594,140
1977-78	9,668,828
1976-77	8,729,144

PHARMACARE

Pharmacare provides assistance with the costs of designated prescription drugs, ostomy supplies and prosthetic appliances. It is administered under the statutory authority of the Guaranteed Available Income for Need Regulations (section 30).

Pharmacare administers four programs, each benefiting a different group of people. While benefits are identical within the four plans, eligibility and degree of assistance vary.

Pharmacare is provided where the expense of medical supplies to the individual or family is considered prohibitive. The intent of the program is to provide assistance with the major share of expense. However, responsibility for purchase of some items, or a share of some items, rests with the individual. The prescribed items eligible for payment assistance cover a wide range of therapy.

The Ministry of Human Resources maintains its authority to establish benefit status and the level of payment assistance for any item.

Before the establishment of Pharmacare in 1974, the expense of proper medication was a

e 91
s Costs of Health Care Services, 1976-77 to 1980-81

	Medical	Drugs*	Dental	Optical	Transportation	Other	TOTALS
9-81	$1,629,753	$54,137,943	$7,532,995	$1,465,439	$1,252,736	$895,156	$66,914,022
9-80	1,480,852	46,257,728	8,784,379	1,230,356	807,215	722,358	59,282,888
3-79	1,204,134	37,321,647	7,905,683	1,096,989	767,564	619,769	48,915,786
7-78	1,378,781	30,129,270	6,033,887	790,638	588,942	784,326	39,705,844
6-77	1,008,073	26,716,886	5,487,320	644,315	438,963	524,832	34,820,389

cluded under Drugs are drug costs incurred under Pharmacare, which commenced January 1, 974.

heavy burden for elderly persons on low incomes. The elderly constitute approximately 10 per cent of our population, receive 22 per cent of all prescriptions, and account for over 28 per cent of all drug expenditures in the province. A higher number of prescriptions are being filled for elderly citizens than were filled prior to Pharmacare's free drug program.

In June 1977, Universal Pharmacare was introduced to provide partial protection against major drug and other medical expenses for all citizens not receiving benefits on a fully paid basis. Universal Pharmacare provided 80 per cent reimbursement for all eligible expenses exceeding $100 in 1980.

The ministry's Pharmacare services can be divided into three categories: eligible recipients, benefits, and levels of payment.

Eligible Recipients

Group 1. Payment is provided on behalf of:

- individuals holding a valid Pharmacare card issued on the basis of age (65 years of age or over) and residency;
- individuals resident in a licenced long-term care facility; and
- individuals and dependents eligible for the Ministry of Human Resources Medical Benefits Program.

Group 2. Universal Pharmacare. Partial government assistance is provided on behalf of every British Columbian not eligible for Group 1 who is registered with Medical Services Plan of British Columbia. Those receiving fully-paid benefits from union or employer-sponsored plans, or from DVA, DIA, or Workers' Compensation, will continue to be covered by those programs.

Benefits

Pharmacare provides payment or reimbursement for therapeutic medications which are reasonably prescribed by a physician, dentist or podiatrist. Those medications must be included in Schedule A, Part 1, and Schedule A, Part 3, Division 2, of the British Columbia Pharmacy Act. In addition, Pharmacare pays for syringes for diabetics.

Even where medications appear in the designated schedules of the British Columbia Pharmacy Act, Pharmacare does not provide direct payment or reimbursement for ex narcotic preparations such as 222s, vit combinations or vitamin-mineral com tions with iron, and antacids.

Good medical and pharmacy practice pected to be followed in determining scribing dispensing quantities. For fully benefits, Pharmacare will accept claim 100 days' supply as a maximum.

Ostomy supplies and designated pe nent prosthetic appliances are parame benefits of Pharmacare.

Fees and Payments

For people in Group 1, payment for scription services is made directly to the macy by Pharmacare. Charges are the sa those made to any customer for the same scribed item. People in Group 2 are exp to pay the pharmacist directly and be bursed after submitting a completed form along with official Pharmacare rec

Individuals in Group 1 are eligible for medical items as fully paid government fits. Payment for such items is made direc the suppliers by government. All othe tients receiving ostomy supplies and desi ed prosthetic appliances are expected t their pharmacist or other supplier directl imbursement is made to the patient upo mission of a completed claim form.

In recent years, the ministry has assiste health professions in the development of a Use Review project (DUR), an educationa gram on the prescribing of drugs, based on surement of Pharmacare payment data.

Table 92
Pharmacare Expenditures, 1976-77 to 1980-8

Year	Expenditure
1980-81	$54,137,943
1979-80	46,257,728
1978-79	37,321,647
1977-78	30,037,016
1976-77	26,091,246

SECTION VI

Community Services

COMMUNITY GRANTS

The Community Grants program purchases non-statutory social services from community-based nonprofit societies to complement and support ministry programs. It is administered under the Guaranteed Available Income for Need Act (sections 2 and 5).

Community grants are provided to nonprofit, societies offering services such as rehabilitation, social integration, referral, prevention, crisis intervention services, or volunteer services to families, groups or individuals who are in need or likely to be in need. To be eligible for funding, proposed services must:

- be supportive of ministry services;
- not be directly provided by the ministry;
- not be the sole responsibility of any other federal or provincial ministry or municipal government;
- be delivered on behalf of present or potential ministry clients;
- be measurable in terms of stated objectives;
- be subject to a written agreement; and
- be within the ministry's planning, program, and budget priorities.

In addition, project proposals must include:

- documentation that there is community need of and support for the proposed project;
- documentation that the society has pursued all potential sources of funding including the municipal and federal levels of government; and
- a statement of how volunteer services will be or are involved.

In 1976, the Community Grants program was decentralized, giving ministry regional managers more responsibility for processing and authorizing grants. During 1978, the provision of funds through grants was replaced by a contract-for-service arrangement.

Over the years, as new programs and services have developed province-wide (such as rehabilitation resources, family support workers and handicapped transit), projects which had been funded by grants have become absorbed into other programs. There are other provincial ministries also providing grants, and responsibility for funding community projects may shift from one ministry to the other as the programs develop.

Services currently funded by the Commu t Grants program include family support c grams, crisis lines, drop-in centres, and serv e for youth, the elderly and the handicapp c Some societies operate province-wide c grams, while others gear their services to l a needs. Many programs have a large volur e component.

The projects funded during 1980-81 fall t eight categories:

- Family Service Projects
  Through family service projects, s eties offer emotional support to fam e within their communities. Individual n group counselling, group discussi s and workshops for parents and chil e are some of the services offered.
- Crisis Centres
  Societies operate crisis centres to c vide information and counselling as e as crisis intervention services to var u communities throughout the provi e Many crisis centres make use of tra e volunteers.
- Youth Projects
  Youth projects offer activities for yo n people, counselling services or skill e velopment programs through comm n ty service organizations.
- Low Income Groups
  Local associations offer help to lov r come families and individuals in e communities. Services include cou e ling, information exchanges and dro i centres. The aim of these groups t help with problems such as findin g commodation or moving.
- Services to the Handicapped
  Associations serving handicapped e sons provide opportunities and he t the mentally or physically disa e through a variety of programs.
- Transportation Projects
  Societies offer transportation with h help of volunteers who drive senior s n handicapped people to doctors' app n ments, therapy or achievement cer e
- Volunteer Services
  Funding is made available to volu e bureaus to assist them in co-ordin n the efforts of local volunteers. T s grants help to direct the immense p r tial for community services thr g volunteering.

• Multi-Service Agencies
Some societies operate multi-service programs which offer a range of services to meet different community needs. Services may include some or all of the programs listed above.

Nonprofit agencies received funds totalling $6,614,862 during 1980-81.

:ation and Agency	Type of Service	1980-81 Grant
3OTSFORD		
Aatsqui-Abbotsford Community Services	Volunteer Services Family Service Project Youth Project	$ 85,160
Aatsqui-Abbotsford Transportation Services	Transportation Project	$ 37,620
ASSIZ		
gassiz Community Services	Volunteer Services	$ 18,883
ASTRONG		
rmstrong-Spallumcheen Community Services Centre Association	Family Centre Youth Project Volunteer Services	$ 33,120
RNABY		
ig Brothers of Burnaby	Youth Project	$ 13,446
urnaby Family Life Institute	Family Life Education	$ 13,365
itizens' Development Fund; Project Backdoor	Youth Project	$ 77,555
amily Services of Greater Vancouver	Family Service Project	$ 10,000
aser Correctional Resources Society; Purpose	Youth Project	$ 45,965
ochdale Area Community School Association	Youth Project	$ 13,990
fe Line Society	Family Service Project	$ 48,610
RNS LAKE		
urns Lake Bridge the Gap Society	Youth Project	$ 12,718
MPBELL RIVER		
ampbell River Counselling and Crisis Line Services Society	Family Service Project Crisis Centre	$ 30,426
ampbell River Youth Centre	Youth Project	$ 28,180
TLEGAR		
ootenay Columbia Child Care Society	Volunteer Services	$ 10,625
LLIWACK		
hilliwack Community Services	Volunteer Services Family Service Project Crisis Centres	$ 74,275
QUITLAM		
oquitlam Share Society	Crisis Centre Outreach Project Low Income Groups	$173,674
eater Coquitlam Volunteer Bureau	Volunteer Services	$ 10,296
URTENAY		
ossroads Crisis Family Services Society	Crisis Centre Family Service Project	$ 32,138
omox Strathcona Youth Chance Society	Youth Project	$ 27,224
oper Island Low Income Society	Low Income Group	$ 11,043
NBROOK		
anbrook Homemaker Services	Transportation Project	$ 9,485
st Kootenay Mental Health Society	Volunteer Services Family Service Project Crisis Centre	$ 45,863

CRESCENT BEACH		
Crescent Beach Community Services	Family Service Project	$ 13
DAWSON CREEK		
Nawican Friendship Centre	Youth Project	$ 29
South Peace Senior Citizens' Association; Community Effort for Senior Citizens	Seniors Project	$ 45
DELTA		
Deltassist	Family Service Project Volunteer Services Transportation Project	$186
DUNCAN		
Cowichan Family Life Association	Family Service Project	$ 18
Cowichan Valley Volunteer Society	Volunteer Services	$ 16
Cowichan Valley Regional District Activity Centre	Youth Project	$ 7
FALKLAND		
Falkland and District Community Association	Youth Project	$ 15
FERNIE		
Elk Valley Crisis and Information Line Society	Crisis Centre	$ 48
FORT NELSON		
Fort Nelson-Liard Native Friendship Society	Youth Project	$ 17
FORT ST. JOHN		
North Peace Community Resources Society	Volunteer Services	$ 29
Fort St. John Friendship Society	Youth Project	$ 22
FRASER LAKE		
Nechako Valley Community Services Society	Crisis Centre	$ 20
GOLDEN		
Golden Community Resources Society	Volunteer Services Service to the Handicapped	$ 14
GRANISLE		
Granisle Daybreak Association	Family Service	$ 11
HAZELTON		
Hazelton's Will Luu Sa'yd Goot Society; Hazelton Drop-In Centre	Youth Project	$ 25
HOUSTON		
Houston Outreach Project	Family Service Project	$ 14
KAMLOOPS		
Kamloops Family Life Association	Family Service Project	$ 624
Kamloops Citizen Advocacy	Service to the Handicapped	$ 60
Boys' and Girls' Club of Kamloops	Youth Project	$ 276
Kamloops Community YM-YWCA	Youth Project	$ 308
KASLO		
Kaslo and District Homemakers Society	Family Service Project	$ 27
KELOWNA		
Central Okanagan Social Planning Society;		$ 697
Advice Service Kelowna,	Volunteer Service	
Kelowna Crisis Line,	Crisis Centre	
SHARE	Low Income Groups	
Multiple Sclerosis Society of Canada, Kelowna	Transportation Project	$ 61
KIMBERLEY		
Kimberley and District Homemakers Service Society	Transportation Project	$ 124
KITIMAT		
Kitimat Community Services	Volunteer Services	$ 124
LAKE COWICHAN		
Cowichan Lake District Activity and Resources Centre	Youth Project	$ 187

NGLEY		
angley Community Services	Volunteer Services	$ 20,300
angley Family Services Association	Family Services Project	$ 32,888
CKENZIE		
lackenzie Community Rehabilitation Society; Project Serenity	Crisis Centre	$ 13,469
PLE RIDGE		
laple Ridge-Pitt Meadows Community Services Council	Family Service Project Youth Project	$ 91,734
SSION		
lission Community Services Association	Family Service Project Volunteer Services	$ 44,770
KUSP		
lakusp District Homemakers Society	Volunteer and Information Centre	$ 3,610
NAIMO		
lanaimo Family Life Association	Family Service Project	$ 20,287
lanaimo Volunteer Centre Society	Volunteer Service	$ 16,200
lanaimo Citizen Advocacy Association	Service to the Handicapped	$ 20,115
lanaimo Community Employment Advisory Board; Employment Liaison Project	Low Income Groups	$ 19,550
oys' and Girls' Club of Nanaimo	Youth Project	$ 31,765
lanaimo Association for Intervention and Development	Youth Project Crisis Centre	$ 46,090
.SON		
lelson Community Services Centre	Family Service Project Crisis Centre Volunteer Services	$ 69,933
lelson Youth Activities Society	Youth Project	$ 10,800
lelson and District Homemaker Service	Transportation Project	$ 14,806
ootenay Society for the Handicapped	Service to the Handicapped	$ 42,700
W WESTMINSTER		
M-YWCA of New Westminster and District	Youth Project	$ 37,540
elf-Aid Never Ends Society; SANE Community Centre	Service to the Handicapped	$ 37,143
RTH VANCOUVER		
orth Shore Projects Society for the Low Income and Handicapped	Service to the Handicapped	$ 14,763
apilano Community Services	Multi-Service Agency	$ 8,796
amily Services Association of Greater Vancouver (North Shore); North Vancouver and District Community Family Workers	Family Service Project	$ 26,648
orth Shore Neighbourhood House	Family Service Project	$ 23,827
orth Shore Living and Learning Centre	Volunteer Services	$ 17,420
nited North Shore Transportation Society	Transportation Project	$118,413
KSVILLE		
istrict 69 Society of Organized Services	Family Service Project	$ 11,340
TICTON		
enticton and District Social Planning Society	Family Service Project Low Income Groups Transportation Project Volunteer Services	$ 17,010 $ 28,350 $ 12,813 $ 28,616
T ALBERNI		
ort Alberni Family Guidance Association	Youth Project	$ 23,382
ort Alberni Volunteer Centre	Volunteer Service	$ 26,554
heels for the Handicapped Society	Transportation Project	$ 12,884
berni Valley Citizen Advocacy Society	Service to the Handicapped	$ 21,068

PORT COQUITLAM		
Port Coquitlam Area Women's Centre	Family Service Project	$ 3[illegible]
POWELL RIVER		
Powell River Community Services Association; Streetworkers Project	Youth Project	$ 12[illegible]
PRINCE GEORGE		
Prince George Crisis Intervention Society	Crisis Centre	$ 41[illegible]
Carefree Society	Transportation Project	$1033
PRINCE RUPERT		
Prince Rupert Friendship House Association	Youth Project	$ 15[illegible]
PRINCETON		
Princeton and District Services Society	Transportation Project	$ 302
PROVINCE-WIDE		
BC Association of Volunteer Centres (Volunteer Recognition Week)	Volunteer Services	$ 3[illegible]
BC Association for the Mentally Retarded; Training and Administrative Support	Service to the Handicapped	$ 48[illegible]
Canadian Paraplegic Association	Service to the Handicapped	$2101
Canadian Wheelchair Sports	Service to the Handicapped	$ 12[illegible]
Catholic Community Services	Family Service Project	$ 627
Coalition of BC Rape Centres Society	Crisis Centre	$ 27[illegible]
John Howard Society of BC	Family Service Project	$ 508
Lower Mainland Parents in Crisis	Family Service Project	$ 312
Pacific Association for Autistic Citizens	Service to the Handicapped	$ 468
Vancouver Volunteer Society	Volunteer Services (VARC)	$ 366
Western Institute for the Deaf	Service to the Handicapped	$ 217
QUEEN CHARLOTTE ISLANDS		
Queen Charlotte Islands Health and Human Resources Society	Youth Projects	$ 160
QUESNEL		
Quesnel Contact Line and Centre	Crisis Centre	$ 301
Quesnel and District Community Aid Society	Transportation Project	$ 514
Quesnel Tillicum Society	Low Income Groups	$ 100
RICHMOND		
Richmond Volunteer Transportation Society	Transportation Project	$ 214
Richmond Family Place Society	Family Service Project	$ 15
Family Services of Greater Vancouver (Richmond Branch)	Family Service Project	$ 130
Richmond Volunteer Centre Society	Volunteer Services	$ 33
Richmond Youth Service Society	Youth Project	$ 307
Chimo Personal Distress Services	Crisis Centre	$ 632
REVELSTOKE		
Revelstoke Receiving Home Society	Miscellaneous	$ [illegible]8
SALMON ARM		
Shuswap Youth Centre Association	Youth Project	$ 527
SALTSPRING ISLAND		
Saltspring Island Community Society	Family Service Project	$ 20[illegible]
SECHELT		
Sunshine Coast Community Resource Society	Volunteer Services Transportation Project Service to the Handicapped	$ 6[illegible]5
SMITHERS		
Smithers Community Services Association	Family Service Project	$ 2[illegible]
	Youth Project	$ 4[illegible]
SUMMERLAND	Volunteer Services	$ [illegible]
Parkdale Place Housing Society; Lions Easter Seal Bus	Transportation Project	$ [illegible]

RREY		
urrey Co-ordinating Centre;		
urrey-White Rock Family Development Program,	Family Service Project	$ 39,015
uildford Family Program,	Family Service Project	$ 32,148
ayfair Family Program,	Family Service Project	$ 31,737
risis Intervention Program,	Crisis Centre	$ 27,468
olunteer Bureau	Volunteer Service	$ 20,019
amily Services Association of Greater Vancouver (Surrey Branch)	Family Service Project	$ 5,952
urrey Community Resource Society	Transportation Project	$ 90,383
RACE		
errace and District Community Service Society; Mothers' Time Off	Family Service Project	$ 24,020
NCOUVER		
ig Brothers of Greater Vancouver	Youth Project	$ 31,600
ig Sisters of Greater Vancouver	Youth Project	$ 24,700
rittania Community Service Society	Youth Project	$ 4,184
oast Foundation Society Resocialization Team	Service to the Handicapped	$128,842
UPAC Services	Miscellaneous	$ 48,876
risis Intervention and Suicide Prevention Centre for Greater Vancouver	Crisis Centre	$ 26,940
ivorce Lifeline of Greater Vancouver	Family Service Project	$ 7,857
ouglas Park Community Centre Association	Service to the Handicapped	$ 12,000
owntown Eastside Women's Centre Association	Family Service Project	$ 16,200
unbar Community Association	Youth Project	$ 8,640
astside Family Place Society	Family Service Project	$ 35,000
alse Creek Community Association	Youth Project	$ 4,644
irst United Church;		
Downtown Eastside Handicapped Program,	Service to the Handicapped	$ 12,198
Prenatal Project	Family Service Project	$ 2,860
anklin Community School Association	Youth Project	$ 18,958
randview Community Centre Association	Youth Project	$ 12,379
reater Vancouver Information and Referral Services;		
Directory of Services and Referral Program	Miscellaneous	$ 34,344
andicrafts by Homebound Handicapped Society	Service to the Handicapped	$ 10,000
mmigrant Services Society of BC;	Youth Project	$ 2,184
Walter Moberly Elementary School Child Care Worker		
illarney Community Centre Society; Carleton Elementary School Child-Care Worker	Youth Project	$ 4,394
itsilano Inter-Neighbourhood Development Society	Transportation Project	$ 48,762
iwassa Neighbourhood Services Association;		
Hear Hear Project,	Service to the Handicapped	$ 30,240
McDonald School Project	Youth Project	$ 8,100
arpole Oakridge Area Council Society	Family Service Project	$ 19,894
ount Pleasant Family Centre Society	Family Service Project	$ 40,208
ulti-Lingual Orientation Service Association for mmigrant Communities;	Miscellaneous	$115,483
MOSAIC		
ative Women's Honor Society;	Family Service Project	$ 90,147
hunderbird Drop-In and Outreach Project	Youth Project	
eighbourhood Services Association of Greater Vancouver;		
ayview Child-Care Worker,	Youth Project	$ 4,644
ordon House – Davie Street,	Youth Project	$ 35,664
ordon House – People Place,	Miscellaneous	$ 21,600
itsilano Neighbourhood Family Focus,	Family Service Project	$ 7,248
ount Pleasant Family and Children's Worker Program,	Youth Project	$ 20,157
ount Pleasant Teen Centre,	Youth Project	$ 18,764
outh Vancouver Housing Development Project,	Family Service Project	$ 38,046
outh Vancouver Transportation	Transportation Project	$ 31,786
ptimist Club of Vancouver	Service to the Handicapped	$ 750

Raycam Co-operative Association	Youth Project	$ 13[illegible]
Red Door Rental Aid Society	Low Income Group	$ 55[illegible]
Riley Park Community Association; Branching Out	Family Service Project	$ 11[illegible]
St. James Social Service Society	Multi-Service Agency	$103[illegible]
St. James Social Services	Low Income Group	$ 7[illegible]
Skeena Terrace Tenants' Association	Family Service Project	$ 14[illegible]
Strathcona Property Owners' and Tenants' Association	Family Service Project	$ 20[illegible]
Vancouver Boards of Parks and Recreation;		
Strathcona Youth Project (McLean),	Youth Project	$ 7[illegible]
Thunderbird Youth Project	Youth Project	$ 7[illegible]
Vancouver Community Workshop Society	Low Income Group	$ 47[illegible]
Vancouver Indian Centre Society;		
Native Family Counsellor	Family Service Project	$ 15[illegible]
Vancouver Life Skills Society; South Vancouver Family Place	Family Service Project	$ 27[illegible]
Vancouver Mental Patients' Association	Service to the Handicapped	$ 89[illegible]
Vancouver Resource Society for the Physically Disabled	Service to the Handicapped	$ 64[illegible]
Volunteer Grandparents' Association	Family Service Project	$ 45[illegible]
West End Community Centre Association; West End Single Parents' Group	Family Service Project	$ 3[illegible]
West Side Family Place Society	Family Service Project	$ 33[illegible]
VERNON		
People in Need Crisis Intervention Society of Vernon and District	Crisis Centre	$ 27[illegible]
Multiple Sclerosis Society (Vernon Branch)	Transportation Project	$ 187
VICTORIA AND SURROUNDING AREA		
Big Brothers and Big Sisters of Victoria	Youth Project	$ 70
Crisis Intervention and Public Information Society of Greater Victoria	Crisis Centre	$ 396
Downtown Blanshard Advisory Committee	Family Service Project	$ 186
Esquimalt, Vic West, View Royal Community Advisory Society	Family Service Project	$ 253
Garth Homer Society for the Handicapped	Service to the Handicapped Transportation Project Volunteer Services	$1015
Greater Victoria Citizen Advocacy Society	Service to the Handicapped	$ 277
Greater Victoria Citizens Counselling Centre	Family Service Project	$ 313
Greater Victoria Volunteer Society	Volunteer Service	$ 398
James Bay Community Resources Board	Family Service Project Youth Project	$ 123 $ 168
Oak Bay Volunteer Services Society	Volunteer Services	$ 100
Peninsula Community Association;	Youth Project	$ 428
Sidney Teen Activity Group, Volunteer Services	Volunteer Services	
Saanich Peninsula Guidance	Family Service Project	$ 176
Victoria and Vancouver Island Multiple Sclerosis Society	Transportation Project	$ 152
Victoria West Community Development Association	Youth Project	$ 200
Victoria Single Parents' Resource Centre Society	Family Project	$ 300
Victoria YM-YWCA of Greater Victoria	Youth Project	$ 851
WHITE ROCK		
White Rock Co-ordinating Centre Society	Volunteer Services	$ 100
White Rock Community Aid Society	Transportation Project	$ 602
WILLIAMS LAKE		
Canadian Mental Health Association	Crisis Centre	$ 375

A new manual of policies and procedures was veloped during 1980-81, and will streamline d expedite the Community Grants funding ocess.

Funding of transportation projects in Richond, White Rock, Surrey, Delta, Vancouver, rth Vancouver, Kelowna and Prince George s assumed by the Urban Transportation Aurity during 1980-81. Planning is well undery for the Urban Transit Authority to assume ding of transportation projects in Cranbrook, nberley, Vernon, Princeton, and Sechelt dur- 1981-82 and transportation projects in Nels, Penticton, Summerland, Port Alberni, esnel, Victoria and Abbotsford during 1982-8

Tle 93
Cmmunity Grants, Expenditures, 16-77 to 1980-81

Year	Expenditure
1980-81	$6,614,862
1979-80	6,335,730
1978-79	5,919,600
1977-78	6,129,519
1976-77	5,856,612

AHIEVEMENT CENTRES

Tl Achievement Centres program provides fi-ncial support to community-based nonprofit seties operating achievement centres for ndicapped persons. Authority for this progrn is provided by the Guaranteed Available Inme for Need Act (section 2, subsections 1 ar 2; and section 5), and the Guaranteed Availat Income for Need Regulations (sections 5, 8 and 19).

chievement centres provide organized day prrams for handicapped and disabled persons ov school-leaving age. The programs help ndicapped and disabled persons to improve th social and work skills, and encourage them to nhance the quality of their lives by becoming mpendent.

me centres provide a workshop program aimd at developing basic work skills, while otrs provide an activity program, or a combinan of both. Societies are responsible for the dirtion, priorities, and financial management of ieir centres. The ministry began funding acevement centre programs in 1971. Today, 75entres throughout the province are funded by ie ministry.

ntres are paid monthly by the ministry, bad upon the number of user-hours per month. These funds are not an allowance or wage to the participating clients. They are to assist, first, with staff salary costs; and second, with other operating expenses. Centres which have a small group of handicapped participants and are unable to accrue many user-hours may receive a basic grant of $1,000 per month. Assistance with a capital expenditure can sometimes be authorized, particularly if it relates to client safety and the work environment.

To ensure access to these centres by the handicapped, a transportation allowance of up to $20 per month may be provided. The allowance is administered through local Ministry of Human Resources offices, and is not part of the ministry's operating subsidy.

Achievement centres receive only part of their operating costs from the Ministry of Human Resources. The balance of funding, and other supports, is provided by societies and agencies. Staff is both volunteer and paid.

In April 1980, the rate per user-hour paid by the ministry to achievement centres was increased from 73 cents to one dollar per hour.

During 1980-81, a system was devised to evaluate the achievement centres program at Dawson Creek, and assess the needs of the mentally handicapped in Region 8 (North and South Peace River).

Table 94
Number of Achievement Centres and Clients, 1976-77 to 1980-81

Year	Number of Centres	Approximate Number of Clients
1980-81	75	5,000
1979-80	75	5,000
1978-79	74	4,500
1977-78	67	4,000
1976-77	64	3,600

Table 95
Clients' Subsidy Rates, 1976-77 to 1980-81

Year	Subsidy Rate Per Hour*
1980-81	$1.00
1979-80	.73
1978-79	.73
1977-78	.625
1976-77	.625

* *Small centres may receive a fixed grant of $1,000 per month in lieu of the client per hour schedule of payments.*

Table 96
Approximate Hours of Client Service Provided, 1976-77 to 1980-81

Year	Hours
1980-81	4,458,025
1979-80	3,880,989
1978-79	3,403,364
1977-78	3,345,968
1976-77	2,573,533

Table 97
Achievement Centres, Expenditures, 1976-77 to 1980-81

Year	Expenditure
1980-81	$4,903,669
1979-80	3,518,475
1978-79	3,003,611
1977-78	2,497,997
1976-77	3,327,585

Achievement Centres	1980-81 Grant
REGION 1	
Kettle Friendship Society 944 Commercial Drive Vancouver, BC V5L 3W7	$ 53,892.00
REGION 2	
Vancouver Central Lions Club CARSCRAFT Bluebird Shop 1549 West Broadway Vancouver, BC V6J 1W7	19,200.00
Canadian Mental Health Association Vancouver Activity Centre #203 - 283 East 11th Avenue Vancouver, BC V5T 2C4	99,956.53
Arbutus Work Incentive Society Kitsilano Workshop Rear - 1080 West 7th Vancouver, BC V6H 1B3	12,000.00
Arbutus Work Incentive Society Mt. Pleasant Workshop and Re-employment Centre 190 Smithe Street Vancouver, BC V6B 2C4	12,930.00
REGION 3	
Armstrong-Enderby Association for the Mentally Retarded Kindale Workshop Box 94 Armstrong, B.C. V0E 1B0	53,188.37
Grand Forks and District Society for the Handicapped Broadacres Achievement Centre Box 662 Grand Forks, BC V0H 1H0	$ 31,125
Canadian Mental Health Association Discovery Clubs (2 Clubs) 1551 Lambert Avenue Kelowna, BC V1Y 4H4	91,191
Kelowna and District Society for the Mentally Retarded Kelowna Diversified Industries 555 Fuller Avenue Kelowna, BC V1Y 7W8	93,403
Penticton and District Society for the Mentally Handicapped Penticton Training Centre 180 Industrial Avenue West Penticton, BC V2A 6X9	127,544
Vernon and District Association for the Retarded "Venture" Training Centre Box 1300 Vernon, BC V1T 6N6	128,74
Canadian Mental Health Association Vernon Workshop 3105 Coldstream Avenue Vernon, BC V1T 1X8	44,40
REGION 4	
Kootenay Society for the Handicapped Clay Castle PO Box 3204 Castlegar, BC V1N 3H5	30,355
Kootenay Society for Handicapped Children Cranbrook Achievement Centre Wood Factory PO Box 68 46 - 17th Avenue South Cranbrook, BC V1C 4H6	70,640
Kootenay Society for Handicapped Cresteramics Workshop Box 1427 Creston, BC V0B 1G0	47,795
Windermere and District Social Service Society Lake Windermere Workshop PO Box 360 Invermere, BC V0A 1K0	20,000
Kootenay Society for the Handicapped Silver King Industries Box 243 Nelson, BC V1L 5R1	47,246

otenay Society for
the Handicapped $ 32,182.64
il Rehabilitation Industries
x 131
il, BC V1R 2S8

GION 5

nce George and District
Association for the Retarded 63,642.72
rora Activity Centre
6 Fifth Avenue
nce George, BC V2L 3K7

esnel and District Association
or the Mentally Retarded 21,660.44
realis Achievement Centre
1 Anderson Drive
esnel, BC V2J 3K6

lliams Lake and District
Association for the Mentally
Retarded 21,081.58
nmit
x 4036
lliams Lake, BC V2G 2Y2

GION 6

A Community Services 65,070.40
20 Montrose Street
botsford, BC V2S 3S9

A Association for the Retarded 72,149.88
ldwood Training Centre
x 223
botsford, BC V2S 4N3

illiwack and District
Opportunity Workshop 43,851.52
135 Williams Road North
illiwack, BC V2P 5H3

pe Association for
he Retarded 16,847.91
icum Workshop
x 1299
pe, BC V0X 1L0

gley Association for
he Handicapped 47,794.16
idge" Achievement Centre
x 3344
gley, BC V3A 4R7

sion Workshop Association 72,226.61
Royal Canadian Legion
965 Lougheed Highway
sion, BC V2V 1B4

per Fraser Valley Society
or the Retarded 33,716.44
shine Drive Occupational
Centre
x 228
dis, BC V0X 1Y0

REGION 7

Terrace Association for the
Mentally Retarded $ 20,250.70
5010 Agar Street
Terrace, BC V8G 1J1

Kitimat Association for the
Mentally Retarded 12,000.00
Kitimat Workshop
660 West Columbia Street
Kitimat, BC V8C 1V5

Prince Rupert Association for
the Mentally Retarded 14,831.00
Prince Rupert Achievement
Centre
PO Box 533
Prince Rupert, BC V8J 3P9

REGION 8

Dawson Creek Society for
Retarded Children 33,980.56
PeaceLand Activities Centre
Enterprises
9937 - 17th Street
Dawson Creek, BC V1G 4B7

REGION 9

Kamloops Society for
the Retarded 152,454.94
Pleasant Industries
145 Briar Avenue
Kamloops, BC V2B 1C2

Nicola Valley Association for
the Mentally Retarded 12,000.00
Ska-Lu-La Workshop
Box 997
Merritt, BC V0K 2B0

Princeton and District
Community Services 12,000.00
Princeton Handicapped
Achievement Training Centre
Box 1960
Princeton, BC V0X 1W0

Revelstoke and District
Association for the Mentally
Retarded 12,000.00
HUB Achievement Centre
Box 2880
Revelstoke, BC V0E 2S0

Salmon Arm Association for
the Mentally Retarded 47,324.41
Shuswap Sheltered Workshop
Box 104
Salmon Arm, BC V0E 2T0

REGION 10

Campbell River District Association for the Mentally Retarded — $ 45,374.50
"Our Place" Achievement Centre
1153 Greenwood Street
Campbell River, BC V9W 3C5

Bevan Lodge Association — 114,029.02
Special Opportunity Centre
RR #3, Box 3327
Courtenay, BC V9N 5N5

Duncan and District Association for the Mentally Handicapped — 82,490.08
Cowichan Opportunity Centre
5856 Clements Street
Duncan, BC V9L 3W3

Canadian Mental Health Association — 12,000.00
(Contact House) White X Centre
1665 Grant Street
Nanaimo, BC V9S 5K7

Nanaimo Association for the Mentally Retarded — 81,277.23
Narco Centre
98 - 7th Avenue
Nanaimo, BC V9R 1C8

Alberni District Association for the Mentally Retarded — 41,640.27
Arrowsmith Services
Box 222
Port Alberni, BC V9Y 7M7

Parksville-Qualicum Beach Association for the Handicapped — 25,338.96
TECH Achievement Centre
Box 578
Parksville, BC V0R 2S0

REGIONS 11, 20

Capital Region Association for the Mentally Handicapped — 30,634.02
Langwood Achievement Centre
3861 Cedar Hill Cross Road
Victoria, BC V8P 2M7

Capital Region Association for the Mentally Handicapped — 146,375.89
(Sentinel) Winnifred
3861 Cedar Hill Cross Road
Victoria, BC V8P 2M7

Capital Mental Health Association — 12,000.00
Community Explorations
1450 Elford Street
Victoria, BC V8S 3S8

Capital Mental Health Association — $ 25,2278
Pathways Achievement Centre
c/o 1450 Elford Street
Victoria, BC V8S 3S8

Capital Mental Health Association — 97,6445
White Cross Centre – Victoria
1450 Elford Street
Victoria, BC V8S 3S8

Garth Homer Society for the Handicapped — 125,6205
813 Darwin Avenue
Victoria, BC V8X 2X7

Saltspring Island Community Society — 12,000
Saltspring Island Achievement Centre
PO Box 1106
Ganges, BC V0X 1E0

REGION 12

Semiahmoo House Society for the Handicapped — 154,540
1184 Oxford Street
White Rock, BC V4B 3P6

Vancouver-Richmond Association for the Mentally Retarded — 72,9124
Workshop #3
2979 West 41st Avenue
Vancouver, BC V6N 3C8

REGION 13

Burnaby Association for the Mentally Handicapped — 112,8747
Burnaby Activity Workshop
4190 East Hastings Street
Burnaby, BC V5C 2J4

New Westminster-Coquitlam Society for the Retarded — 109,8332
Beacon Services (governing agency), NWD
125 McInnes Street
New Westminster, BC V3M 3W8

SANE Society — 96,000
Sha Sha Achievement Centre
482A East Columbia Street
New Westminster, BC V3L 3X5

Canadian Mental Health Association — 79,398
Burnaby Achievement Centre
203 - 283 East 11th Avenue
Vancouver, BC V5T 2C4

GION 14

nadian Mental Health Association rner House 2 East 4th Street rth Vancouver, BC V7L 1H9	$ 26,244.00
rth Shore Association for he Mentally Handicapped oinda Progress Services and ARC Woodworking Services 3069 Lonsdale Avenue rth Vancouver, BC V7N 3J6	95,400.00
well River Association for he Mentally Retarded aban Training Centre x 223 well River, BC V8A 4Z6	66,469.96
helt and District Association or the Mentally Retarded nshine Achievement Centre x 1128 sons, BC V0N 1V0	12,000.00

GION 15

James' Social Services Society stown Workshop 1 - 333 Powell Street ncouver, BC V6A 1G5	24,008.76

GION 16

ncouver-Richmond Association or the Mentally Retarded rkshops #1 and #2 79 West 41st Avenue ncouver, BC V6N 3C8	374,034.59
rine Drive Centre 71 SE Marine Drive	
rk Drive Workshop 46 Clark Drive	

GION 17

ast Foundation Society 5 East 11th Avenue ncouver, BC V5T 2C4	103,353.00
ncouver-Richmond Association or the Mentally Retarded wick Memorial Centre 55 Osoyoos Crescent ncouver, BC V1T 1X7	12,000.00
ncouver Mental Patients Association 46 Yew Street ncouver, BC V6K 3G7	78,000.00

REGION 18

Surrey Association for the Mentally Retarded Clover Valley Industries Box 1204, Station A Surrey, BC V3S 2B3	$109,417.00
Surrey Rehabilitation Society Surrey Achievement Centre for Handicapped Persons 5 - 10694 - 135 Street Surrey, BC V3T 4C7	71,964.00

REGION 19

Maple Ridge-Pitt Meadows Community Services Council Haney Activity Centre 11907 - 228th Street Maple Ridge, BC V2X 8G8	50,147.56
Maple Ridge Association for the Mentally Retarded Harold E. Johnson Centre Box 111 Maple Ridge, BC V2X 7E9	47,345.16
New View Society c/o 2232 Elgin Avenue Port Coquitlam, BC V3C 2B2	68,110.90
New Westminster-Coquitlam Society for the Retarded Beacon Services (Port Moody Division) 125 McInnes Street New Westminster, BC V3M 3W8	51,627.05
TOTAL	$4,458,025.31

LOWER MAINLAND SPECIAL SERVICES

Lower Mainland Special Services is responsible for providing a variety of services to Vancouver and Lower Mainland areas. As well, the division is responsible for operating the Helpline for Children, which serves the entire province.

Lower Mainland Special Services are provided under the statutory authority of the Family and Child Service Act, Guaranteed Available Income for Need Act, Child Paternity and Support Act, Family Relations Act, and Systems Act, which provides the statutory authority for the Systems Team.

The staff of the 14 special services teams are trained experts who act as consultants, offering information and advice to ministry staff and complementing the services available through ministry district offices.

Lower Mainland Special Services operates from three locations: Vancouver, Coquitlam and

Cloverdale. Five broad areas of services are provided: Emergency Services and the Helpline for Children, Emergency Shelters, Child Abuse Team and Volunteers, Medical Clinic and Clinical Services, and In-Home Services.

The division of Lower Mainland Special Services was established by the ministry in 1978 to provide specific services to regions in the Vancouver and the Lower Mainland areas. The special services programs that were administratively combined were Vancouver and Coquitlam Emergency Services, Child Abuse Teams, Court Services, In-Home Services, Volunteer Services, Orthopsychiatric Services, Medical Clinic and Transition House.

Since January 1978, Lower Mainland Special Services has expanded its programs and resources to meet the increasing need for specialized services. A major addition to Emergency Services was the Helpline for Children, a province-wide child abuse hot line set up in August 1979. A new component, the Streetwork Program, was added to the Vancouver Emergency Services' Youth Section in 1979 to reach juveniles on the streets of downtown Vancouver. In November 1980, the Senator Hostel was established to temporarily house and provide a counselling facility for street youths. A new section, the Systems Team, was formed in 1980, at Vancouver Emergency Services, to maintain a computerized bed index referral system and the computerized information on the Helpline for Children.

Emergency Services

The Emergency Services division provides emergency social services 24 hours a day, seven days per week. These services are provided under the statutory authority of the Guaranteed Available Income for Need Act, Family and Child Service Act, Systems Act, and Family Relations Act (section 29).

More than 80 crisis intervention workers in Vancouver, Coquitlam and Cloverdale respond to calls and referrals concerning child welfare, child abuse and neglect, family counselling and disputes, juvenile problems and repatriation, emergency income assistance and personal crises. The Emergency Services division works in co-operation with the Metropolitan Board of Health, the police department, Corrections Branch, and other organizations, to provide emergency social and health services to Vancouver, North and West Vancouver, and the Lower Mainland.

Emergency Services is divided into three teams: Cloverdale, Coquitlam, and Vancou The largest of these teams, Vancouver Emer cy Services, operates three special progra the Helpline for Children, the Streetwork gram and the Stress Car (or Car 86).

Helpline for Children

Social workers at Vancouver Emerge Services respond to calls to the province-v Helpline for Children, a 24-hour child ab hot line. Staff respond to more than 1, calls each month. Most of these calls relat child abuse and neglect and may involve t phone counselling. Emergency Services follow up calls by advising and consul with the local district office in the area w the calls originate.

Streetwork Program

The streetwork program was started in 1 to provide specialized social services to st youths in downtown Vancouver. Emerge services, counselling, referrals and lia work are provided by two social workers work on the streets and in a streetfront offic Emergency Services Youth Section. In a tion to 15 to 20 new referrals each month, two street workers meet with between and 200 youths each month.

Stress Car

The Stress Car is staffed by a social wo and a plain-clothes police officer. It respo primarily to family dispute situations and cial service crises requiring both social w and police expertise. The Stress Car respo to between 125 and 155 referrals each mo

ble 98
ıncouver Emergency Services Statistics, 1980-81

	Total Service Requests	Number of Children												
		APP*	CBC*	CIC*	GEN*	JDA*	NW*	PROB*	SUP*	TOTALS	Abuse	Neglect	Sex Abuse	TOTALS
ıril 1980	8,772	38	132	425	1,319	7	65	0	3	1,989	163	132	23	318
ıy 1980	5,223	24	64	292	1,105	6	59	3	2	1,555	117	138	11	266
ıe 1980	7,298	37	88	468	1,500	3	84	1	5	2,186	152	164	15	331
y 1980	7,911	44	54	331	1,711	1	46	1	6	2,194	166	185	21	372
gust 1980	7,822	41	60	317	1,760	7	36	0	7	2,228	152	209	27	388
ptember 1980	6,768	34	97	323	1,437	11	55	0	16	1,973	136	187	10	333
tober 1980	6,808	51	112	367	1,364	17	46	2	1	1,960	144	162	21	327
ıvember 1980	6,918	38	77	420	1,438	5	51	5	2	2,036	132	122	17	271
ecember 1980	5,836	36	72	260	1,091	0	47	4	5	1,515	119	152	17	288
ıuary 1981	6,244	49	70	338	1,172	8	43	1	4	1,685	110	125	18	253
ɔruary 1981	6,453	49	92	313	949	1	75	4	4	1,482	123	140	10	273
ırch 1981	7,745	45	60	389	1,195	5	46	0	5	1,745	109	135	28	272
TOTALS	83,798	486	978	4,243	16,041	71	653	21	60	22,553	1,623	1,851	218	3,692

ıbbreviations:
P Apprehensions
C Children Before the Court
Children in Care
N General
A Apprehended Under the Juvenile Delinquents Act
V Non-Wards
OB Probationary Status
P Supervision Order

ble 99
ncouver Emergency Services Provided, 1980-81

	H/ Makers*	Shelter	CW Place-ment*	Repat*	A Form*	Cash	Drug A*	G Form*	MT*	Multi*	Refuse	Taxi	Other	TOTALS
ril 1980	18	2,545	29	73	35	236	17	75	3,270	145	311	326	24	4,439
ıy 1980	13	1,289	17	30	3	130	12	46	1,319	74	143	188	3	1,918
ıe 1980	36	1,636	29	36	3	198	18	65	1,505	39	173	376	6	2,383
y 1980	28	1,661	12	50	19	216	19	123	1,534	82	226	304	37	2,560
gust 1980	35	1,709	16	59	6	317	30	117	1,875	63	244	313	15	2,980
ɔtember 1980	30	1,576	14	36	34	249	18	121	1,343	41	206	333	58	2,403
tober 1980	26	1,647	27	54	2	214	17	121	1,196	34	112	279	105	2,080
vember 1980	27	1,548	29	28	5	168	15	102	1,051	37	159	317	50	1,909
cember 1980	31	1,256	34	25	5	108	20	95	738	33	196	274	23	1,492
uary 1981	32	1,299	14	31	2	150	22	75	699	31	233	260	43	1,515
ɔruary 1981	20	1,290	29	36	2	132	10	86	703	6	233	252	67	1,501
rch 1981	30	1,498	35	34	9	129	21	114	856	15	219	302	45	1,710
TOTALS	326	18,954	285	492	125	2,252	219	1,145	16,089	600	2,455	3,529	476	26,890

ıbbreviations:

Makers	Homemakers
Placement	Child Welfare Placement
ɔat	Repatriation
orm	Computer Document to Pay Voucher
ıg A	Drug Authority
orm	General (Hotel, Food, Clothing, Emergency Assistance)
	Meal Ticket
lti	Multi-use Meal Ticket (for use at 44 Club)

Table 100
Coquitlam Emergency Services Statistics, 1980-81

	Total Service Requests	APP*	CBC*	CIC*	GEN*	JDA*	NW*	PROB*	SUP*	TOTALS	Number of Children Abuse	Neglect	Sex Abuse	TOTALS
April 1980	942	24	29	93	349	6	43	1	5	550	104	69	17	1
May 1980	795	14	18	92	365	3	34	2	3	531	74	86	13	1
June 1980	892	22	18	120	411	3	34	0	3	611	64	91	10	1
July 1980	1,000	28	25	55	403	2	29	0	0	542	84	99	12	1
August 1980	983	22	28	88	517	6	26	0	4	691	67	113	7	1
September 1980	1,455	10	18	148	457	11	25	0	3	672	67	78	16	1
October 1980	1,209	27	17	135	492	0	35	0	3	709	82	70	7	1
November 1980	1,041	17	14	123	539	2	9	0	2	706	70	68	7	1
December 1980	796	17	9	146	334	2	24	3	0	535	51	51	4	1
January 1981	1,102	29	15	145	519	4	16	2	3	733	67	66	12	1
February 1981	912	13	10	108	423	0	18	0	2	574	63	45	8	1
March 1981	990	13	20	83	397	4	25	0	2	544	51	50	8	1
TOTALS	12,117	236	221	1,336	5,206	43	318	8	30	7,398	844	886	121	1,8

* Abbreviations:

APP	Apprehensions
CBC	Children Before the Court
CIC	Children in Care
GEN	General
JDA	Apprehended Under the Juvenile Delinquents Act
NW	Non-Wards
PROB	Probationary Status
SUP	Supervision Order

Table 101
Coquitlam Emergency Services Provided, 1980-81

	H/ Makers*	Shelter	CW Place-ment*	Repat*	A Form*	Cash	Drug A*	G Form*	MT*	Multi*	Refuse	Taxi	Other	TOTALS
April 1980	12	38	35	1	5	16	0	20	0	0	5	29	1	
May 1980	12	56	21	1	7	8	2	10	1	0	3	31	1	
June 1980	15	58	43	5	3	9	0	15	0	0	3	35	0	
July 1980	10	67	30	1	2	15	0	16	1	1	7	28	2	
August 1980	10	68	27	2	7	18	0	22	5	1	8	45	4	1
September 1980	26	56	49	8	3	30	1	17	2	1	9	49	9	1
October 1980	19	43	64	2	13	12	2	20	2	0	4	50	2	1
November 1980	18	58	47	3	4	10	0	17	0	0	15	62	7	1
December 1980	14	44	25	1	2	5	1	17	0	0	7	49	1	
January 1981	19	50	59	0	6	26	2	21	0	1	7	67	2	1
February 1981	10	63	38	1	5	23	1	35	0	0	7	57	4	1
March 1981	20	53	47	1	3	23	1	23	0	0	25	39	3	1

* Abbreviations:

H/Makers	Homemakers
CW Placement	Child Welfare Placement
Repat	Repatriation
A Form	Computer Document to Pay Voucher
Drug A	Drug Authority
G Form	General (Hotel, Food, Clothing, Emergency Assistance)
MT	Meal Ticket
Multi	Multi-use Meal Ticket (for use at 44 Club)

ble 102
centage Over One Year of types of Calls
Stress Car, on a Primary Basis, 1980-81

e of Call	Percentage
ault (non-family)	2
ild Welfare	13
nily Dispute	12
nily Dispute with Violence	12
xicated Persons	8
al (traffic, back-up nd other police matters)	17
cellaneous (death notifications, ouse fires, etc.)	26
chiatric	9
cide/Suicide Attempt	1

le 103
es of Calls on a Primary Basis, to Stress Car, 1980-81

e of Call	March 1980	July 1980	November 1980	March 1981
ault (non-family)	3	3	1	2
ld Welfare	19	11	16	13
ayed (calls in hich the response as been delayed ue to work-load)	0	10	3	4
ily Dispute	9	18	11	15
ily Dispute with iolence	14	12	8	18
xicated Persons	2	17	14	5
al (traffic, back-p, and other olice matters)	1	28	19	25
cellaneous (death otifications, house res, etc.)	26	36	25	30
chiatric	8	9	10	10
sed (calls refused ue to work-load)	0	5	0	0
ide or Suicide ttempt	1	2	3	3

e 104
couver Emergency Services, Number of Calls to Stress Car, 1980-81

th	Number of Calls
1980	110
1980	123
1980	154
1980	143
ist 1980	129
ember 1980	141
ber 1980	118
ember 1980	109
mber 1980	148
ary 1981	142
ary 1981	103
h 1981	120

Emergency Shelters

The Emergency Shelters program provides security for children, women, and families who are in emergency situations, by placing them in specialized resources where skilled care and support are available. These services are provided under the Family and Child Service Act, Guaranteed Available Income for Need Act, and Family Relations Act (section 29).

Emergency shelters operated under this program are:

Senator Hostel

The Senator Hostel is a short-stay hostel for street youths who frequent downtown Vancouver and who are in need of protection. Child-care services are contracted through the Alternate Shelter Society. Funding is provided by the Ministry of Human Resources, and other ministries and agencies. The shelter caters to juveniles between the ages of 12 and 18 who are on the street and who may be engaged in prostitution or drug and alcohol abuse. As part of the Vancouver Emergency Services Streetwork program, the Senator Hostel provides temporary shelter, offers skilled child-care services for up to 20 juveniles, and provides them with a counselling facility, medical care, and referrals to community resources. The resource shelter provides a place for youths to meet with social workers, family court workers, probation officers and police. The main objective is to get these juveniles off the street and to give them viable alternatives to street life. Since its inception, the Senator Hostel has served 49 juveniles.

Cypress House

Cypress House is a supervised 10-bed emergency resource for juveniles aged 13 to 16. Shelter is provided for teenagers needing protection who are in transition between repatriation or placement in resources as foster homes. Although Cypress House is not a treatment facility, its staff are trained to assess a child's circumstances and determine suitable types of placement. Referrals to Cypress House are handled through the Youth Section of Vancouver Emergency Services. While many of the youths are transients, some are teenagers from the Vancouver area whose placements have broken down. Cypress House accepts over 70 referrals per month from emergency services.

Transition House

Transition House has been operating si 1973 as a short-term refuge for battered w en with children. It provides a safe envi ment for these women while they exan their situations and consider the alternat available to them. The house provides f and shelter as well as counselling, liaison advocacy services, and information on m cal, legal and social services.

In the past year, a second child-care c sellor joined the staff, and plans to move resource to a better facility have been ini ed. From April 1980 to March 1981, women and children depended on Transi House.

Child Abuse Team

The Child Abuse Team program provides c sultation and training to improve the abilit ministry staff and other professionals workin the area of child abuse and neglect, and se abuse. This program operates under the st tory authority of the Guaranteed Available come for Need Act (section 2, subsection Family and Child Service Act, and Family R tions Act (section 29).

Lower Mainland Special Services has child abuse teams, based in Vancouver and quitlam. Social workers on these two teams consultants specialized in child abuse and glect, and sexual abuse, with expertise in rec nition, intervention, reporting and follow procedures. The teams give advice, informa and support to social workers and other pro sionals in the Vancouver and Lower Mainl regions. They also provide staff training for trict offices throughout the province. Every t months, approximately 100 people are trai by the child abuse teams at out-of-region, ir regional and city-wide workshops.

In addition to consultation and training, child abuse teams are committed to inter-mi terial liaison, resource development, comm ty education and research. They also act as pert witnesses in court cases involving c abuse and neglect, and sexual abuse, and available for consultation after hours to Er gency Services.

In 1980-81, the Vancouver team handled cases, of which 279 involved physical ab 145 involved neglect, 194 involved se abuse, and 91 involved emotional abuse.

Associated with the child abuse teams is Post Partum Counselling program, whose t

social workers provides assistance to parents oing with difficulties following the birth of a ld. This program works with an average of 70 men and their families each month.

Volunteer Services staff members also work sely with the child abuse teams. They co-linate the work of 300 volunteers who present ormation on child abuse and neglect to the nmunity. Members of the child abuse teams n volunteers to present workshops, talks, and seminars to schools, lay and church groups, and other community organizations. These sessions are supervised and co-ordinated by Volunteer Services. During the year, 295 such presentations were made.

Volunteers also provide a variety of services to families, children, the elderly and the handicapped. In 1980-81, more than 54,000 people benefited from the services provided by volunteers.

ble 105
ild Abuse Team Statistics, Vancouver, 1980-81

	April-June 1980			July-Sept. 1980			Oct.-Dec. 1980			Jan.-March 1981		
	Regions	Out of Regions	Total	Regions	Out of Regions	Total	Regions	Out of Regions	Total	Regions	Out of Regions	Total
mber of cases	90	32	122	126	43	169	121	54	175	122	53	175
ect	26	15	41	42	14	56	24	15	39	42	22	64
nsultation	79	12	91	98	5	103	151	5	156	99	23	122
scellaneous Consultation/ nquiries	2	12	14	9	19	28	6	44	50	12	20	32
nt Interview	18	3	21	41	1	42	22	2	44	21	5	26
essment	6	2	8	16	—	16	19	2	21	17	—	17
nt Counselling	2	—	2	6	1	7	6	—	6	3	—	3
rkshops/MHR	8	1	9	4	—	4	36	—	36	13	—	13
rkshops/ Community Multi-disciplinary	1	13	14	3	17	20	—	—	—	—	21	21
mmunity/High School Education	34	9	43	—	—	—	—	—	—	47	—	47

ble 106
pes of Abuse, Vancouver Child Abuse Team, 1980-81

		Breakdown of Cases			
	Total Number*	Physical Abuse	Neglect	Sexual Abuse	Emotional Abuse
ril 1980	35	6	11	20	3
y 1980	38	18	14	11	4
e 1980	46	25	13	12	4
1980	70	36	19	17	15
gust 1980	49	25	18	14	8
tember 1980	51	33	15	5	9
tober 1980	70	26	14	26	8
vember 1980	61	29	13	17	7
cember 1980	44	14	7	14	10
uary 1981	48	20	5	24	4
ruary 1981	51	27	9	18	10
rch 1981	44	23	6	18	7

ome cases may have been dealt with more than once.

Table 107
Post Partum Counselling Statistics, 1980-81

	1980									1981		
	Apr	May	Jun	Jul	Aug	Sep	Oct	Nov	Dec	Jan	Feb	M
Total Number of Clients	74	80	74	77	70	65	62	58	66	68	66	6
Number of New Clients	40	44	41	46	37	35	34	33	39	39	38	4
Number of Volunteers	29	28	26	25	27	27	24	24	24	20	20	2
Number of Men	5	8	7	6	6	3	4	1	3	9	8	
Bi-Monthly Figures												
Number of Hours Spent in One-to-One Counselling		19		12		6		8		6		
Number of Hours Spent in Conjoint Counselling		26		16		10		5		11		
Public Health Nurse Referrals		8		3		4		5		3		
Physician/Psychiatrist Referrals		5		—		2		7		4		
Self/Brochure Referrals		4		2		2		3		2		
Other Referrals		6		9		6		8		10		
Total Referrals		23		14		14		23		19		

Table 108
Child Abuse Team Statistics, Coquitlam, 1980-81

	April-June 1980			July-Sept. 1980			Oct.-Dec. 1980			Jan.-March 1981		
	Regions	Out of Regions	Total	Regions	Out of Regions	Total	Regions	Out of Regions	Total	Regions	Out of Regions	Tc
Number of cases	196	9	205	173	4	177	172	5	176	146	7	1
Direct	57	7	64	45	4	49	32	4	36	43	5	
Consultation	122	2	124	150	—	150	146	1	147	137	2	1
Miscellaneous Consultation/ Enquiries	30	—	30	39	1	40	22	—	22	13	1	
Joint Interview	83	1	84	65	—	65	78	—	78	102	—	1
Assessment	4	—	9	1	—	1	2	—	2	11	—	
Joint Counselling	—	—	—	—	—	—	9	—	9	2	—	
Workshops/MHR	22	2	24	7	—	7	10	1	11	1	1	
Workshops/ Community Multi-Disciplinary	15	4	19	8	3	11	9	13	22	12	—	
Community/High School Education	34	—	34	—	—	—	52	—	52	2	—	

Table 109
Types of Abuse, Coquitlam Child Abuse Team, 1980-81

		Breakdown of Cases			
	Total Number*	Physical Abuse	Neglect	Sexual Abuse	Emotional Abu
April 1980	68	39	16	22	11
May 1980	63	32	11	23	9
June 1980	75	44	17	20	14
July 1980	58	23	28	8	5
August 1980	59	28	18	16	4
September 1980	60	28	22	9	5
October 1980	66	21	34	7	5
November 1980	57	20	29	6	5
December 1980	53	22	25	10	6
January 1981	43	18	18	7	5
February 1981	53	19	30	7	4
March 1981	57	21	23	15	3

* *Some cases may have been dealt with more than once.*

edical Clinic and Clinical Services

The Medical Clinic and Clinical Services program provides comprehensive medical and psychiatric services to children in the ministry's care. These services are provided under the statutory authority of the Guaranteed Available Income for Need Act (section 2, subsection 1), Family and Child Service Act, and Family Relations Act (section 29).

The Medical Clinic program includes day-to-day medical care, and consultation for social workers, child-care workers, foster parents and natural parents on health problems.

A variety of other services are provided, including medical examinations for abused children, medical examinations for adoptions, year-health assessments and planning for handicapped children, prolonged adolescent counselling, workshop presentation on health care, and consulting services to foster parents and social workers for children with special needs. Physicians are available on call after hours to Vancouver Emergency Services. Last year, the program expanded to include sexual abuse medical examinations and back-up work in court cases when a medical examination is needed before a child is apprehended. During 1980-81, the Medical Clinic served 2,807 patients.

Psychiatrists and psychologists in Clinical Services work closely with the Medical Clinic by providing assessment and consulting services to social workers and foster parents in the Vancouver area. Clinical Services also provides support to ministry staff involved in complex child apprehension and custody court cases. In 1980-81, Clinical Services assessed approximately 520 children.

Table 110
Services Provided by Medical Clinic, 1980-81

Primary Care	1,709
Consultation	12
Admission Medical	507
Discharge Medical	121
Adoption Medical	27
Suspected Sexual Abuse*	2
Suspected Child Abuse	39
Minor Surgical Procedure	20
Subcutaneous Injection	138
Prolonged Counselling	134
Indirect Consultation	4
Hospital Visits	94
TOTAL Patients Seen	2,807
Total Number of Patients Referred to Specialists	209
Total Number of 'Not Kept' 'Cancelled'	816

** Prior to December 1, 1980, suspected sexual abuse was recorded under Suspected Child Abuse.*

In-Home Services

The In-Home Services program is a homemaker service for low income and income assistance families under stress. The services are administered under the Family and Child Service Act, and Guaranteed Available Income for Need Act (section 27; section 2, subsection 1).

In-Home Services provides relief for overburdened mothers, and a teaching service in the areas of nutrition, budgeting, meal preparation and household management. The service is provided to prevent family breakdown and avoid apprehension of children. Staff members offer support and help in whatever ways they can to encourage positive changes in the daily lives of these families.

During 1980-81, 9,748 families were served through this program.

In-Home Services also provides emergency homemaker services during evenings and weekends through Vancouver Emergency Services.

SENIOR CITIZENS' COUNSELLORS

The Senior Citizens' Counsellors program helps senior citizens in British Columbia become aware of services and programs available to them. The program is provided under the statutory authority of the Guaranteed Available Income for Need Act (section 2).

Senior citizens' counsellors are seniors who work as volunteers.

The program began in 1968 with 30 senior citizens' counsellors appointed by the ministry. The original selection of counsellors was made with the assistance of various senior citizen organizations throughout the province. The number of counsellors has grown to 176 in 1980-81.

The counsellors perform services which include driving elderly people for medical appointments, visiting the lonely, advising on government programs, assisting with the completion of forms, helping to develop new community programs to meet the special needs of senior citizens, and providing information, counselling, and referral services.

The volume of work, and number of calls and interviews made by counsellors during a month varies according to area. Counsellors submit

monthly reports for out-of-pocket expenses and may be reimbursed for up to $75 per month.

Counsellors work closely with their local ministry office. They update their knowledge of services, and changes in federal and provincial programs (OAS, GIS, GAIN, SAFER, etc.), by attending workshops and seminars.

Counsellors are appointed on recommendations from regional managers. They have usually been involved in some community work before retirement.

Regional workshops are held yearly, and a provincial conference takes place every two years. Upon appointment, counsellors attend a two-day orientation workshop in Victoria. Contact with other senior citizens' counsellors is maintained through monthly reports, letters, phone calls, the monthly newsletter 'Counsellor Reporter', and workshops.

Table 111
Estimated Numbers of People Served by Senior Citizens' Counsellors, 1976-77 to 1980-81

Year	Number
1980-81	120,000
1979-80	102,000
1978-79	85,500
1977-78	73,500
1976-77	70,000

Table 112
Senior Citizens' Counsellors, Expenditures, 1976-77 to 1980-81

Year	Expenditure
1980-81	$139,697
1979-80	126,125
1978-79	85,782
1977-78	56,208
1976-77	58,117

SENIORS' DAY CENTRES

The Seniors' Day Centres program prov community-based drop-in centres for the el ly. The centres may provide counselling anc formation, recreational activities, and arts crafts, together with an opportunity to social The program is provided under the statutory thority of the Guaranteed Available Income Need Act (section 2).

The Ministry of Human Resources be funding seniors' centres in 1974 when nonpi societies were unable to generate sufficient erating funds themselves.

Grants are provided to nonprofit socie which operate seniors' centres. The grants a with building upkeep, utilities, staff costs, program expenses. In some cases, a mo membership fee is charged.

Grants made during fiscal year 1980-81 talled $528,296.

Region	Name of Day Centre		Am
2	Kitsilano Senior Citizens' Recreation and Social Centre		$ 1,
3	Penticton and District Retirement Centre		28,
5	Elder Citizens' Dew-Drop In		11,
6	Matsqui-Abbotsford Seniors' Centre		27,
10	OAP Branch 52 Activity Centre	$ 7,646	
10	Cowichan Lake Seniors	4,247	26,
10	Coombs Hobby Pensioners	7,078	
10	Cowichan Valley Seniors' Program	7,981	
11	Silver Threads Service (four centres)		124,
14	Silver Harbour Manor Society		92,
15	Japanese Seniors' Drop-in Centre	16,815	
15	DERA Senior Citizens Club	12,714	43,
15	Strathcona Community Centre Association	14,394	
16	Renfrew Collingwood Seniors		50,
17	Marpole Oakridge Seniors' Drop-in		14,
17	'411' Seniors' Centre Society		107,
	TOTAL		$528,

JS PASSES

e Bus Passes program aids and encourages bility among low-income senior citizens and IN for Handicapped adults. All holders of nistry of Human Resources bus passes travel e on local transit in the province, according to at transit is available in the community. The gram operates under the statutory authority the Guaranteed Available Income for Need gulations (section 3, a and c) and Ministry of man Resources Act.

The program began in 1967, when the Minis- of Human Resources distributed fare cards to gible residents in Greater Vancouver and eater Victoria for British Columbia Hydro nsit service. The $5.00 fee charged by the nistry semi-annually was submitted to British lumbia Hydro.

During 1980, a new system was installed to lace the existing six-month $5.00 passes with lve-month $10 passes for 1981.

n 1980, the Bus Pass program was extended 17 British Columbia communities having lo- transit service.

Bus passes are issued to:

- residents of British Columbia, 65 years or over, who are receiving the Federal Guaranteed Income Supplement or GAIN Seniors Supplement;
- residents of British Columbia, 60 years of age or over, who are receiving GAIN benefits; and
- residents of British Columbia under 65 years of age who are receiving GAIN for Handicapped benefits.

Administrative costs, and a $60 per pass sub- y, are borne by the ministry, under the Office pply and Services division. In 1980-81, ex- ditures for the Bus Pass program totalled 496,186.

s of March 31, 1981, 34,096 persons had eived Ministry of Human Resources bus ses. These were distributed as follows:

- Greater Vancouver (GVRD), 27,759;
- Greater Victoria (CRD), 4,978; and
- other communities (UTA), 1,359.

Table 113
Number of Bus Passes Issued, 1976 to 1981

March 31, 1981	34,096
December 1980	32,638
June 1980	33,972
December 1979	31,930
June 1979	33,131
December 1978	32,100
June 1978	31,838
December 1977	29,765
June 1977	30,443
December 1976	29,543
June 1976	28,718

BRITISH COLUMBIA COUNCIL FOR THE FAMILY

The British Columbia Council for the Family, operating under the Societies Act of British Columbia, has three objectives:

- to act as a forum for representatives of communities to communicate with each other about the needs of families;
- to help representatives prepare plans and self-help projects to strengthen families in British Columbia; and
- to promote public support for the well-being of the family in association with local, provincial, or national groups.

The British Columbia Council for the Family is a nonprofit organization which was incorporated under the Societies Act of British Columbia on March 23, 1977. Since that time, the council has developed a wide network of local branches, affiliated organizations and contact persons, who represent 120 communities throughout British Columbia. Council representatives are from religious bodies, ethnic groups, and community agencies.

The council initiates and supports family programs, provides information to voluntary organizations about family support programs, and prepares program materials. As well, the council publishes a quarterly newsletter which contains information about council activities, current family concerns and resource addresses. An annual workshop is sponsored each year. In order to support private agencies, the council sponsors an annual workshop for private agency members and distributes a private agency directory.

In 1977, the British Columbia Council for the Family established the month of May as Family Month in British Columbia to increase public awareness of the importance of the family in our society.

The Ministry of Human Resources supports the work of the British Columbia Council for the Family by providing office space and salaries for a director and an administrative support person. Ministry funding of approximately $50,500 was provided in 1980-81. The council also raised approximately $24,800 through donations and membership fees. This covered the cost of program development and promotion, and assisted in the organization of local branches.

During 1980-81, the council held a series of regional workshops in Marriage Preparation Leadership training, in co-operation with community colleges. As well, the council held its first Working Together for Family Learning Conference this year, in co-operation with the M s try of Education Continuing Education Divis An advisory committee consisting of represea tives from the council and the Ministry of Edı tion will work to develop a discussion pape family learning activities in British Columb

During the year, the council published a ries of handbooks for instructors of progra *Marriage Preparation, New Parents, and Par of Toddlers.* New brochures initiated du 1980-81 included *Family Time, TV Time, tions for Fathering, Family Role in Educat Education and the Handicapped Child, and iors and the Family.*

Table 114
BC Council for the Family, Expenditures, 1976-77 to 1980-81

Year	Area Funded		Total Expenditure
1980-81	Ministry Funds (salaries, travel, office expenses)	$48,237	
	Council (Council operation and programs)	24,814	
			$73,051
1979-80	Ministry Funds	45,897	
	Council	24,760	
			70,657
1978-79	Ministry Funds	41,580	
	Council	19,020	
			60,600
1977-78			
(August 1 - March 31)	Ministry Funds	22,593	
(April 1 - March 31)	Council	12,683	
			35,276

SECTION VII

Residential Services for the Mentally Handicapped

INTRODUCTION TO RESIDENTIAL SERVICES

The goal of Residential Services for the Mentally Handicapped is to provide mentally handicapped persons with a place to live, in their own communities where possible, that will fulfill their specific needs and increase their independence.

The program provides different types of facilities throughout the province so that handicapped persons and their families can choose the residence that is best for them.

COMMUNITY RESIDENTIAL CARE

Community Residential Care provides homes for mentally handicapped adults in their own communities. The homes provide a setting in which trained staff assist and encourage mentally handicapped persons who are learning to become independent.

This program is operated under the statutory authority of the Guaranteed Available Income for Need Act (section 2, subsections 1 and 2) and Guaranteed Available Income for Need Regulations (sections 22, 24, 25, and schedule C). Standards of care are determined by the Community Care Facilities Licencing Act and Adult Care Regulations and Hospital Act (section 6).

To meet its objectives, the Community Residential Care program uses the following models, all of which are classified by the Community Care Facilities Licencing Act as specialized residential resources:

Group Homes

Group homes provide living quarters for six to twelve residents, and are operated by nonprofit societies.

Proprietary Boarding Homes

Proprietary boarding homes are commercial enterprises. If they have three or more beds, they require licencing under the Community Care Facilities Licencing (CCFL) Act. Assessments and rates in these homes are the same as those of the Ministry of Health Long-Term Care program.

Respite Care

Respite care for mentally retarded children is provided to families in several ways. Short-stay hostels are funded and staffed to provide emergency and respite care from overnight up to 30 days. They are sponsored by nonprofit societies. Bed subsidy homes offer a similar service, but are private homes which are paid a retainer fee by the Ministry of Human Resources plus an additional user fee by the families. Some group homes have one or beds set aside to provide respite care.

Independent Living Homes

Independent living homes are commun based facilities specially designed to prov the greatest amount of independence with alistic in-home support for mentally ha capped adults who are able to live in gro of two to four in homes or apartments lea from nonprofit societies. The objective i provide a bridge between institutional community residential care, and indepen living.

Community Living Society

The Community Living Society helps ministry make appropriate community pla ments for mentally handicapped persons are, or were, residents of Woodlands. Sta the society assess the needs of each per and, together with the individual's family ministry staff, develop a plan for a succes community placement. The plan inclu housing, life-skills training, recreation education. The Community Living Society develops local resources for mentally ha capped persons.

The ministry provides the administra and program funding to enable the societ develop the best plan for the development disabled person; one which will ease the tr sition from a residential centre to community.

The Community Living Society has ser the following number of clients:

- 40, in 1980-81;
- 33, in 1979-80; and
- 15, in 1978-79.

Community Living Skills

Community Living Skills provides ti limited training in life-skills to mentally ha capped adults.

Learning life-skills such as personal giene, good eating habits, and time mana ment, is an important step tow independence.

The ministry contracts with a society, qualified individual, to teach life-skills. F ment for service is based on an hourly rate maximum of 21 hours per week, for 12 we to 12 months, may be purchased on behal each person. A contract is drawn up for e client, detailing specific goals, the time quired to meet these goals, and method measuring progress.

ble 115
mmunity Living Skills, 1979-80 and 1980-81

ar	Average Cost Per Unit-Hour of Services	Number of Unit-Hours of Services Provided	Approximate Number of Clients Who Received Services
30-81	$8.50	109,214	433
79-80	7.65	20,575	80

ble 116
mmunity Living Society, 1978-79 to 1980-81

Year	Expenditure	Number of Clients Served
1980-81*	$954,000	40
1979-80	327,849	33
1978-79	238,523	15

** direct grant of $316,271 was provided for ommunity Living Society administrative osts and some services. Additional funds of approximately $550,000 were committed for life-skills training and semi-independent residential programs operated by the society.*

Training Centres

The four residential training centres for the mentally handicapped currently operated by nonprofit societies in British Columbia are:

- Beaver Lodge, Oliver;
- Endicott Centre, Creston;
- Northern Training Centre, Smithers; and
- Variety Farm, Ladner.

These training centres are co-educational, and provide vocational training during an average stay of approximately two years. They are run by nonprofit societies and serve large regions.

ble 117
ilities Operated by Nonprofit Societies, 1978-79 to 1980-81

Yr	Group Homes	Residents	Vocational Training Homes	Residents	Total Number of Mentally Handicapped Residents
80-81	37	397	4	150	547
79-80	31	340	4	150	490
78-79	26	315	4	153	468

ble 118
mber of Residents in Proprietary Residential Care Facilities, by Levels of Care, 1980-81

sidences*	Personal Care	Intermediate Care 1	Intermediate Care 2	Intermediate Care 3	Total Number of Mentally Handicapped Residents**
219	237	308	202	115	862

his includes all forms of proprietary residences, private hospitals, boarding homes, unlicenced fam- ly homes and long-term care facilities which provide care for some mentally handicapped persons.

***hese are end-of-year figures. Some residents came into the program during the year; others were eassessed to a higher level of care part of the way through the year.*

ble 119
Res for Levels of Care (Proprietary), 1978-79 to 1980-81

Yr	Personal Care	Intermediate Care 1	Intermediate Care 2	Intermediate Care 3	Average
80-81	$15.13	$19.65	$23.50	$37.80	$24.07
79-80	14.20	18.20	21.75	35.00	22.29
78-79	13.50	16.45	20.55	28.30	19.70

Table 120
Nonprofit Homes, Expenditures, 1978-79 to 1980-81

Year	Expenditure	Average Per Diem
1980-81	$6,723,649	$33.68
1979-80	5,816,759	32.52
1978-79	5,310,030	31.08

Table 121
Proprietary Care, Expenditures, 1978-79 to 1980-81

Year	Expenditure	Average Per Diem
1980-81	$6,603,104	$20.99
1979-80	5,821,745	18.26
1978-79	4,805,260	15.17

Table 122
Capital Grants*, Expenditures, 1978-79 to 1980-81

Year	Expenditure
1980-81	$125,000
1979-80	155,443
1978-79	524,367

* *Capital grants are provided for maintenance of building and equipment facilities for the mentally handicapped.*

Table 123
Start-up Grants*, Expenditures, 1978-79 to 1980-81

Year	Expenditure
1980-81	$29,850
1979-80	82,883
1978-79	30,052

* *Start-up grants are provided to start a program for the mentally handicapped.*

Table 124
Other Residences*, Expenditures, 1978-79 to 1980-81

Year	Expenditure
1980-81	$254,953
1979-80	327,791
1978-79	821,114

* *Funds are provided to accommodate handicapped persons who are living in homes which do not fall under other residential categories.*

During 1980-81, an in-depth review o i cenced residential facilities caring for ment handicapped adults was carried out by te composed of representatives from the Min of Human Resources, Ministry of Health, British Columbia Association of Private Care cilities. A total of 56 licenced facilities were viewed in 1980-81.

Throughout the province, new commu programs for the mentally handicapped v developed in 1980-81.

In August 1980, a residence for 10 ment handicapped adults was opened in Daw *Creek. Sponsored by the Dawson Creek Ass* ation for the Mentally Retarded, this residen the first community residential facility in Re 8 (North and South Peace River). In Regic (Kootenays), two semi-independent li homes were developed during 1980-81, e with the capacity to serve four mentally ha capped adults. New life-skills training progr were started in Region 13 (Fraser North) and gion 10 (Vancouver Island North of Malal These programs help mentally handicap adults develop skills to enable them to liv independently as possible in the communi

RESIDENTIAL CENTRES

Services to mentally handicapped pers whose special needs cannot be met in their c munity, are provided by three residential tres: Glendale Lodge, serving Vancouver Isl Tranquille, serving the interior of the provi and Woodlands, serving the Lower Main and the north coast. The resources and expe of the residential centres are made availab assist surrounding regions to develop their c munity services and to reduce admis requests.

Residential centres personnel work with ilies of handicapped persons, societies, and in nearby Ministry of Human Resources reg to develop alternative community resou These services are provided under the stat authority of the Mental Health Act, Guaran Available Income for Need Act, and Family Child Service Act.

Woodlands

Woodlands admits only those persons cannot benefit from community-based facil Woodlands is home to 836 persons, of whic out of seven are adult and most are severel tarded adults. Many residents have additi handicaps such as cerebral palsy, deafn

ndness, epilepsy, or severe emotional or be-
vioural problems.

There are 31 residential areas under the su-
rvision of the Nursing Department providing
-hour accommodation and life-skills training.
o wards provide acute medical care. Dietary,
usekeeping, and furniture and building main-
nance services are provided under the busi-
ss administrator.

Over 50 "off-ward" programs, including spe-
l education, adapted aquatics, camping,
mmunity school, and work, are provided as
t of resident training and education. In addi-
n to the educational, recreational, vocation-
nursing and health care workers, other pro-
sional staff, such as psychologists, social
rkers, dentists, physicians, physiotherapists,
d occupational therapists, provide an inter-
ciplinary service delivery.

Throughout the years in which Woodlands
s been providing care for mentally handi-
oped persons, successive changes in the phi-
lophy of working with the retarded have been
ected in the updating of facilities and the de-
opment of improved and innovative pro-
mming. Under the Ministry of Provincial Sec-
ary and Government Services, sheltered
todial care gave way to a developmental ap-
ach under the Ministry of Health. Wood-
ds reached its maximum population of 1,400
1959. By July 1, 1974, when the responsibil-
for Woodlands was transferred to the Ministry
Human Resources, the resident population
s 1,097. Over the years, increasing emphasis
voluntary admission, least restrictive envi-
ment, and replacement into the community,
h coincided with the trend towards a greater
olvement of parents and community staff in
nning for residents.

During the summer, the Division of Health
Svice Planning at the University of British Co-
mbia, provided a graduate student to work
h Woodlands, regional ministry staff, and
mmunity agencies, to develop plans for a pi-
community training home for severely and
pfoundly retarded adults. The first phase of the
p (Glenbrooke program) was implemented
ey in 1981.

he Glenbrooke program and three new pre-
vational programs (NOVA: Basic, Mid and
-h) provided off-ward programs for an addi-
tial 30 severely and profoundly retarded
dents.

here were 282 volunteers enrolled at Wood-
lds as of March 31, 1981. Throughout the
y, volunteers provided 3,345 hours of
stice.

Following planning and negotiation with Douglas College, the 11-month certificate program for human service workers in mental retardation commenced in September 1980. Over 40 Woodlands staff members are enrolled in the part-time program also offered by the college.

Table 125
Resident Population, Woodlands, 1979-80 and 1980-81

Year	Admissions	Discharges	Resident Population at March 31
1980-81	31	42	836
1979-80	40	55	849

Table 126
Woodlands, Expenditures, 1976-77 to 1980-81

Year	Expenditure
1980-81	$27,546,171
1979-80	23,620,917
1978-79	22,730,220
1977-78	19,598,096
1976-77	16,938,113

Tranquille

The primary goal of Tranquille's residential services is to provide care and training to help residents reach their developmental potential and acquire preparation for independent living. To meet this objective, an individual training plan is prepared for each resident, by a multi-disciplinary team. The team is responsible for ensuring that the appropriate social, educational, vocational, recreational and care services are provided.

Tranquille also provides a range of services to communities outside the centre, including assessments, case consultations, home management services, assistance with training of community service providers, and assistance with development of services and resources.

Tranquille's services are divided into four program units, each with a program director and manager who are responsible for directing and co-ordinating the work of multi-disciplinary teams in the delivery of programs:

Youth Program

This program unit provides care and training to children and young people. As a result of special services focussing on preparation for school, enrolment of Tranquille residents in community schools increased from 30 to 50 in the 1980-81 school year. The unit's pre-

vocational program, which was initiated during 1979-80, has expanded with the additional services of another staff person.

Adult East Program

This pre-vocational program for the profoundly retarded, started this year, places continuing emphasis on develoment of self-care and community living skills as a preliminary step towards placement into community facilities.

Adult West Program

The non-ambulant children and adults in this unit are given special stimulative services to develop mobility, co-ordination, and increased intellectual functioning. These children are now attending a community school. One resident has been transferred to the Youth Program as a result of his increased independence in walking and feeding.

In keeping with Tranquille's objective of normalizing living environments, two segregated wards in the main building (for ambulant residents) have been integrated into co-educational living areas.

Outreach Program

This program provides comprehensive assessments, consultation and home management services to non-resident mentally handicapped children and adults from the interior of the province. This year, the program expanded by providing follow-up services to residents discharged to the community, and developing training services for field staff and service providers in the community.

During 1980-81, priority was placed on developing independent living skills of residents. Concurrent with this objective, special effort has been made to upgrade staff skills through in-house programs and formal upgrading courses offered by Cariboo College. In this fiscal year, two five-month upgrading courses for the Health Care Worker 2 classification were completed by 39 staff members who received certification as Community Health Service Workers.

All staff hired this year have undergone two weeks of orientation at Tranquille and received an introduction to behavioural approaches in care and training.

Table 127
Resident Population, Tranquille, 1979-80 and 1980-81

Year	Admissions*	Discharges	Resider Populati at March
1980-81	36	41	363
1979-80	42	42	367

* *Of this number, 15 admissions were for short-term respite care; 3 were for in-patient assessment; and 18 admissions we for ongoing care and training.*

Table 128
Tranquille, Expenditures, 1976-77 to 1980-81

Year	Expenditure
1980-81	$11,529,979
1979-80	10,414,001
1978-79	9,327,128
1977-78	8,615,521
1976-77	7,604,316

Glendale

Glendale Lodge provides residential, ass ment, and training services to handicapped a mentally retarded adults and children from V couver Island and the Gulf Islands.

Services and facilities provided at Glenc Lodge include:

- 300 beds for the care and developmen severely and profoundly retarded pers on a long-term basis;
- 20 beds for the retarded on a short-term sis (one week to three months) to prov parent relief, parent vacation, parent res in family illness or emergency, or trainin facilitate accommodation in an individu own home or a community resource;
- short-term training for severely ha capped persons;
- comprehensive assessment service handicapped individuals, where there i indication of retardation or of severe c munication problems (a service which includes a travelling clinical team w visits the major centres in the geograph area served four times a year, or more o if requested by professional persons in area; this team operates in conjunction the Ministries of Health, Human Resou and Education, and provides training grams for teachers in schools, parent c selling in general, and advice and guida to parents who wish to keep childre their own homes);

- a screening assessment for those with impaired hearing (in conjunction with the Ministry of Health and other professional groups involved with hearing programs);
- a nine-to-five day-care program, five days a week, for the physically and mentally handicapped of the Greater Victoria area who live at home; and
- dental services for mentally handicapped persons in the Greater Victoria area.

Glendale Lodge is operated by the Glendale dge Society, a nonprofit society registered un- r the British Columbia Societies Act. In addi- n to the lodge, the society operates three oup homes, accommodating 25 severely re- ded residents, in Victoria.

ble 129
sident Population, Glendale,
79-80 and 1980-81

Year	Admissions	Discharges	Resident Population at March 31
980-81	110	112	318
979-80	134	144	329

ble 130
ndale, Expenditures, 1976-77 to 1980-81

Year	Expenditure
1980-81	$10,105,353
1979-80	8,975,568
1978-79	8,579,857
1977-78	8,306,394
1976-77	6,402,674

SECTION VIII

Legislation

The Ministry of Human Resources administers the following legislation. These statutes were revised and consolidated in 1979-80.

Ministry of Human Resources Act, RSBC 1979, Chapter 274

This act establishes the jurisdiction of the Ministry of Human Resources over all matters relating to social and public welfare and income assistance.

Guaranteed Available Income for Need Act, RSBC 1979, Chapter 158, and Regulations (BC Regulation 476-76) and Amendments

This act and regulations provide guaranteed minimum incomes to the handicapped, all residents 60 years of age and older, and financial assistance and social services that are essential for individuals and families. The social services include day-care, homemaker services, residential care, counselling and rehabilitation services.

Adoption Act, RSBC 1979, Chapter 4, and Regulations (BC Regulation 278-78)

The purpose of this act is to provide the same rights and privileges for adopted children as for children born to both parents in a family.

Child Paternity and Support Act, RSBC 1979, Chapter 49

This act ensures that the rights of children born out of wedlock and their mothers are protected.

Family and Child Service Act, RSBC 1979, Chapter 119

This act provides protection and care for children who are neglected, abused, abandoned, or living without proper supervision or guardianship.

Human Resources Facility Act, RSBC 1979, Chapter 185, and Regulations (BC Regulation 586-76)

This act and regulations authorize provincial grants to nonprofit organizations for the development of residential facilities or centres for children, disabled persons, and senior citizens.

Community Resource Board Act, RSBC 1979, Chapter 58

This act empowers the government to establish Human Resource and Health Centres where the provincial income assistance programs, social services, and health serv may be administered by boards compose local citizens.

Social Workers Act, RSBC 1979, Chapter 3 and Regulations (BC Regulation 45-69)

This act permits the government to estab the Board of Registration for social work

Shelter Aid for Elderly Renters Act, RSBC 1 (BC Regulation 411-78) and Amendments

This act provides for payment of monthly assistance to eligible residents of the provi who receive Old Age Security benefits pay rent.

Residence and Responsibility Act, RSBC 19 Chapter 364

This act requires municipalities to contrib to the costs of specific social assistance p grams for persons in need.