MINISTRY OF HEALTH

VITAL STATISTICS

OF THE PROVINCE OF BRITISH COLUMBIA

ONE HUNDRED AND FIFTH REPORT

FOR THE YEAR

1976

Printed by K. M. MACDONALD, Printer to the Queen's Most Excellent Majesty
in right of the Province of British Columbia.
1980

VICTORIA, B.C., JUNE 1, 1980

To Henry P. Bell-Irving, D.S.O., O.B.E., E.D.,
Lieutenant-Governor of the Province of British Columbia.

MAY IT PLEASE YOUR HONOUR:

The undersigned has the honour to present the Report on Vital Statistics in the Province of British Columbia for the year 1976.

K. RAFE MAIR
Minister of Health

MINISTRY OF HEALTH,
VICTORIA, B.C. JUNE 1, 1980

The Honourable K. Rafe Mair,
Minister of Health,
Victoria, B.C.

SIR: I have the honour to submit the One Hundred and Fifth Report on Vital Statistics in the Province of British Columbia.

I have the honour to be,
Sir,
Your obedient servant,

CHAPIN KEY, M.D.
Deputy Minister of Health

DIVISION OF VITAL STATISTICS,
VICTORIA, B.C., JUNE 1, 1980

Chapin Key, M.D.,
Deputy Minister of Health, Victoria, B.C.

SIR: I have the honour to submit the One Hundred and Fifth Report on Vital Statistics in the Province of British Columbia for the year ended December 31, 1976.

I have the honour to be,
Sir,
Your obedient servant,

W. D. BURROWES
Director of Vital Statistics

TABLE OF CONTENTS

PAGE

INTRODUCTION 11

MAP SHOWING REGIONAL DISTRICTS, BRITISH COLUMBIA 12

PART I — REPORT OF THE ACTIVITIES OF THE DIVISION, 1976

SUMMARY 13

REGISTRATION SERVICES—

Administration of the Vital Statistics Act 13
Volume of Registrations 15
Registration of Births 20
Registration of Deaths 20
Registration of Stillbirths 20
Registration of Marriages 21
Registration of Adoption Orders 21
Registration of Divorces 21
Administration of the Change of Name Act 21
Administration of the Marriage Act 22
Registry of Wills Notices 25
Microfilm and Photographic Services 25

BIOSTATISTICAL SERVICES—

Computerization 25
Health Surveillance Registry 26
Cancer Control 26
Infant Morbidity and Mortality 26
Dental Health 27
Mental Health 27
Metric Conversion Committee 27
Record Linkage 27
Health Program Evaluation 27
Tuberculosis Control 27
Vital Statistics 28
Other Services 28

TABLES

Table 1—Registration Districts, Location of Offices, and Designation of Appointees, as at December 31, 1976 14
Table 2—Summary of Registrations, British Columbia, 1936-76 15
Table 3—Volume of Searches Performed; Volume of Incoming Mail, Division of Vital Statistics, British Columbia, 1967-76 19
Table 4—Revenue-producing Certifications Issued by the Central Office, Division of Vital Statistics, British Columbia, 1967-76 19

Table 5—Revenue Collected by the Division of Vital Statistics, British Columbia, 1967-76 19
Table 6—Change of Name Applications Granted, by Marital Status and Sex of Applicant, and Total Number of Persons Affected, British Columbia, 1941-76 22
Table 7—Ministers and Clergymen Registered Under the Marriage Act and Registrations Cancelled, British Columbia, 1976 23
Table 8—Ministers and Clergymen on Register at End of 1976 by Religious Denomination, British Columbia 23

GRAPHS

Graph A—Summary of Volume of Registrations, Showing Total Received, and Live Births, Deaths, and Marriages, British Columbia, 1921-76 16
Graph B—Adoptions Registered, British Columbia, 1936-76 17
Graph C—Divorces Registered, British Columbia, 1936-76 18
Graph D—Crude Live Birth, Death, and Marriage Rates, British Columbia, 1921-76 32
Graph E—Illegitimate Live Births, British Columbia, 1921-76 38
Graph F—Infant Death Rates, British Columbia, 1921-76 52
Graph G—Maternal Death Rates, British Columbia, 1921-76 53
Graph H—Marriages Solemnized by Months, British Columbia, 1972-76 56

PART II — TREND TABLES WITH RATES
(By Place of Residence)

PROMINENT FEATURES, 1976 29

LONG-TERM TRENDS OF POPULATION AND VITAL EVENTS

Table 9—Population by Sex and Age-group, British Columbia, 1901-76 30
Table 10—Numbers of Live Births, Deaths, and Marriages, and Corresponding Crude Rates, Including the Standardized Death Rate, British Columbia, 1921-76 31
Table 11—Live Births and Deaths in Institutions Compared to Total Live Births and Deaths, British Columbia, 1926-76 32
Table 12—Live Births, Deaths, and Natural Increase, British Columbia, 1921-76 (Including Registered Indians, Excluding Registered Indians, and Registered Indians Only) 33
Table 13—Live Births and Deaths by Sex, showing Sex Ratios, British Columbia, 1921-76 (Including Registered Indians, Excluding Registered Indians, and Registered Indians Only) 34

TRENDS OF LIVE BIRTHS AND STILLBIRTHS

Table 14—Live Births by Months, British Columbia, 1961-76 (Including Registered Indians, Excluding Registered Indians, and Registered Indians Only) 35
Table 15—Legitimate Live Births by Age of Mother, British Columbia, 1931-76 (Including Registered Indians, Excluding Registered Indians, and Registered Indians Only) 36

Table 16—Illegitimate Live Births by Age of Mother, British Columbia, 1931-76 (Including Registered Indians, Excluding Registered Indians, and Registered Indians Only) 37
Table 17—Live Births by Age of Mother and Total Birth Order, British Columbia, 1972-76 39
Table 18—Stillbirth Numbers and Rates, British Columbia, 1921-76..... 40

TRENDS OF GENERAL MORTALITY

Table 19—Age-Sex Specific Death Rates, British Columbia, 1921-76 41
Table 20—Deaths by Month, British Columbia, 1967-76 42
Table 21A—Deaths From 10 Main Causes, British Columbia, 1967-76 43
Table 21B—Deaths From 10 Main Causes Among Registered Indians, British Columbia, 1967-76 44
Table 22—Deaths From Major Cardiovascular-Renal Diseases, British Columbia, 1972-76 45
Table 23—Deaths From Diseases of the Heart by Sex and Age-group, British Columbia, 1972-76 45
Table 24—Deaths From Cerebrovascular Diseases, by Sex and Age-group, British Columbia, 1972-76 46
Table 25—Deaths From Diseases of the Arteries, Arterioles, and Capillaries, by Sex and Age-group, British Columbia, 1972-76 46
Table 26—Deaths From Malignant Neoplasms by Site and Sex, British Columbia, 1972-76 47
Table 27—Rates of Death From Accidents and Violence by External Cause, British Columbia, 1972-76 48
Table 28—Deaths From Specified Infectious and Notifiable Diseases, British Columbia, 1972-76 48

TRENDS OF INFANT AND MATERNAL MORTALITY

Table 29—Perinatal, Neonatal, Infant, and Maternal Death Rates, British Columbia, 1967-76 (Total, Excluding Registered Indians, and Registered Indians Only) 49
Table 30—Infant Deaths by Sex and Month of Death, British Columbia, 1972-76..... 49
Table 31—Infant Deaths by Cause, British Columbia, 1972-76 (Total, and Registered Indians Only) 50
Table 32—Infant Deaths by Age at Death and Sex, British Columbia, 1921-76.. 51
Table 33—Maternal Deaths by Cause, British Columbia, 1972-76..... 52

MAIN CAUSES OF DEATH BY AGE-GROUPS

Table 34—Deaths From Four Main Causes in Each Specified Age-group, British Columbia, 1976..... 53

TRENDS OF MARRIAGES, ADOPTIONS, AND DIVORCES

Table 35—Marriages Solemnized by Conjugal Conditions of Contracting Parties, and Marriage Rates, British Columbia, 1967-76..... 55
Table 36—Marriages Solemnized by Months, British Columbia, 1967-76..... 55

Table 37—Marriages Solemnized According to Type, British Columbia, 1967-76 55
Table 38—Adoption Orders Filed With the Division of Vital Statistics From 1972-76, by Class of Adopting Parents and Sex of Child, Showing Year of Court Order for 1976 Filings, British Columbia 57
Table 39—Adoption Orders Filed With the Division of Vital Statistics From 1972-76, by Legitimacy and Sex of Child, Showing Year of Court Order for 1976 Filings, British Columbia 57
Table 40—Adoption Orders Filed With the Division of Vital Statistics From 1972-76, by Birthplace of Child, British Columbia 58
Table 41—Adoption Orders Filed With the Division of Vital Statistics by Legitimacy of Adopted Children, British Columbia, 1967-76 58
Table 42—Decrees of Dissolution and Nullity Filed with the Division of Vital Statistics From 1972 to 1976 by Sex of Petitioner, Showing Year of Court Order for 1976 Filings, British Columbia 58
Table 43—Decrees of Dissolution and Nullity Filed With the Division of Vital Statistics by Duration of Marriage, British Columbia, 1967-76 59

PART III—DETAILED STATISTICAL TABLES, 1976
(Classified by Place of Residence)

General Summary

Table 44—General Summary of Live Births, Deaths, Natural Increase, and Marriages, for Regional Districts and Municipalities, British Columbia, 1976 60

Live Births and Stillbirths

Table 45—Live Births by Places of Occurrence and Residence, and Stillbirths by Places of Residence, for Regional Districts and Municipalities, British Columbia, 1976 64
Table 46—Live Births by Single Years of Mother's Age and Age of Father in Five-year Groups, British Columbia, 1976 68
Table 47—Legitimate and Illegitimate Live Births by Single Years of Mother's Age, British Columbia, 1976 69
Table 48—Live Births by Single Years of Mother's Age, Sex, and Total Birth Order, British Columbia, 1976 70
Table 49—Single and Multiple Births of Live and Stillborn Children by Single Years of Mother's Age, British Columbia, 1976 72
Table 50—Stillbirths by Sex and Period of Gestation, British Columbia, 1976 ... 73

Infant Mortality

Table 51—Infant Deaths, Total and in Hospital, by Places of Occurrence and Residence for Regional Districts and Municipalities, British Columbia, 1976 74
Table 52—Infant Deaths by Selected Cause, Sex, and Age, British Columbia, 1976 78

General Mortality

Table 53—Deaths, Total and in Hospital, by Places of Occurrences and Residence for Regional Districts and Municipalities, British Columbia, 1976.... 80
Table 54—Deaths, by Cause (Intermediate List), Sex, and Regional District, British Columbia, 1976.... 84
Table 55—Deaths, by Cause (Intermediate List), and Sex for Rural and Urban Areas (Organized as Cities, Towns, and Districts), British Columbia, 1976.. 94
Table 56—Deaths, by Cause (Intermediate List), Sex, and Age, British Columbia, 1976.... 106
Table 57—Deaths, by Cause (Intermediate List), Sex, Marital Status, and Age, British Columbia, 1976.... 114
Table 58—Deaths from Accidents and Violence by Nature of Injury, External Cause, and Sex, British Columbia, 1976.... 122
Table 59—Non-transport Accidental Deaths by Place of Occurrence, External Cause, and Sex, British Columbia, 1976.... 124
Table 60—Deaths by Single Years of Age and Sex, British Columbia, 1976.... 125

Marriages

Table 61—Marriages Solemnized by Age of Bridegroom and of Bride, British Columbia, 1976.... 126
Table 62—Marriages Solemnized by Marital Status of Bridegroom and of Bride, British Columbia, 1976.... 127
Table 63—Marriages Solemnized by Marital Status and Age of Bridegroom, British Columbia, 1976.... 127
Table 64—Marriages Solemnized by Marital Status and Age of Bride, British Columbia, 1976.... 127
Table 65—Marriages Solemnized by Birthplace of Bridegroom and of Bride, British Columbia, 1976.... 128
Table 66—Marriages Solemnized by Religious Denomination of Bridegroom and of Bride, British Columbia, 1976.... 129
Table 67—Marriages Authorized by Banns or Licence, According to Religious Denomination of Officiating Minister, British Columbia, 1976.... 130

Native Indian Statistics

LIVE BIRTHS

Table 68—General Summary of Live Births Among Registered Indians for Regional Districts, British Columbia, 1976.... 131
Table 69—Live Births Among Registered Indians, by Single Years of Mother's Age and Age of Father in Five-year Groups, British Columbia, 1976.... 132
Table 70—Legitimate and Illegitimate Live Births Among Registered Indians, by Single Years of Mother's Age, British Columbia, 1976.... 133
Table 71—Live Births Among Registered Indians, by Single Years of Mother's Age and Total Birth Order, British Columbia, 1976.... 134

DEATHS

Table 72—General Summary of Deaths Among Registered Indians for Regional Districts, British Columbia, 1976 135
Table 73—Infant Deaths of Registered Indians, by Cause, Sex, and Age, British Columbia, 1976 136
Table 74—Deaths of Registered Indians, by Cause, Sex, and Age, British Columbia, 1976 137

APPENDIX

Deaths by Cause, Sex, and Age According to the Detailed List, British Columbia, 1976 145

VITAL STATISTICS REPORT, 1976

INTRODUCTION

This Report is divided into three parts. Part I is an administrative report of the activities of the Division, covering both registration and statistical functions, in the year under review. Part II presents summarized serial tables, showing trends over periods of varying lengths, usually accompanied by rates or percentages. Part III presents further detailed analysis of the current year's data.

The data on births and deaths in Parts II and III in most cases relate to residents of the Province and are generally classified by *place of residence*. In several instances where data by place of occurrence are shown, the table headings make this clear. As marriages involve the places of residence of two persons, it is the custom to show marriage data by place of occurrence, a custom which is followed in this Report.

In connection with cause of death, comparability between years is affected by major classification changes introduced in 1950 and 1969. In 1950 a major change in the death classification system took place with the implementation of the Sixth Revision of the International Statistical Classification of Diseases, Injuries, and Causes of Death which was designed for classification of both mortality and morbidity.

In 1969 a further major change in classification occurred with the implementation of the Eighth Revision. Certain categories such as mental disorders, cardiovascular diseases, perinatal conditions, and syphilis were subject to considerable revision. Also certain categories of external cause of accidents were expanded to provide more detail. The code numbers of both the Seventh and Eighth Revisions are presented in Tables 21A and 21B of Part II.

The tables which show cause of death, viz., Tables 21 (*a*) and (*b*), 22-28, 31, 33, 34, 52, 54-59, 73, 74 and the Appendix Table, do not reflect the adjustments resulting from the querying of original cause of death information by the medical coder, because these adjustments were inadvertently omitted from the computer data from which the printed tables were produced. Similar discrepancies arising from the same cause, are reflected in the 1974 and 1975 reports. Readers who are interested in obtaining amended totals for specific diagnostic categories should contact the Division of Vital Statistics.

Before 1968, vital statistics data for Indians were presented in terms of *racial origin* only, but it was found that rates calculated on this basis were unreliable because of the recognized weakness of available population estimates for racial Indians. In all tables which present vital statistics rate for Indians, the figures are now presented in terms of *registered* Indians, i.e., Indians by legal status, living on or off reserves. In the reports for the years 1968 to 1973 data were presented separately for *registered* and *racial* Indians in selected tables of Part III.

The Appendix Table presents the cause of death by sex and age according to the detailed list of the International Statistical Classification. Elsewhere in the Report, mortality data are generally classified according to the Intermediate List of the Classification.

In 1971 the 46 census subdivisions were replaced by 29 regional districts as the standard geographical divisions of the Province for census and related purposes. The new divisions first appeared in selected tables of Part III in the 1971 Report, and are uniformly adopted in the current Report wherever geographical divisions are presented.

MAP SHOWING REGIONAL DISTRICTS, BRITISH COLUMBIA

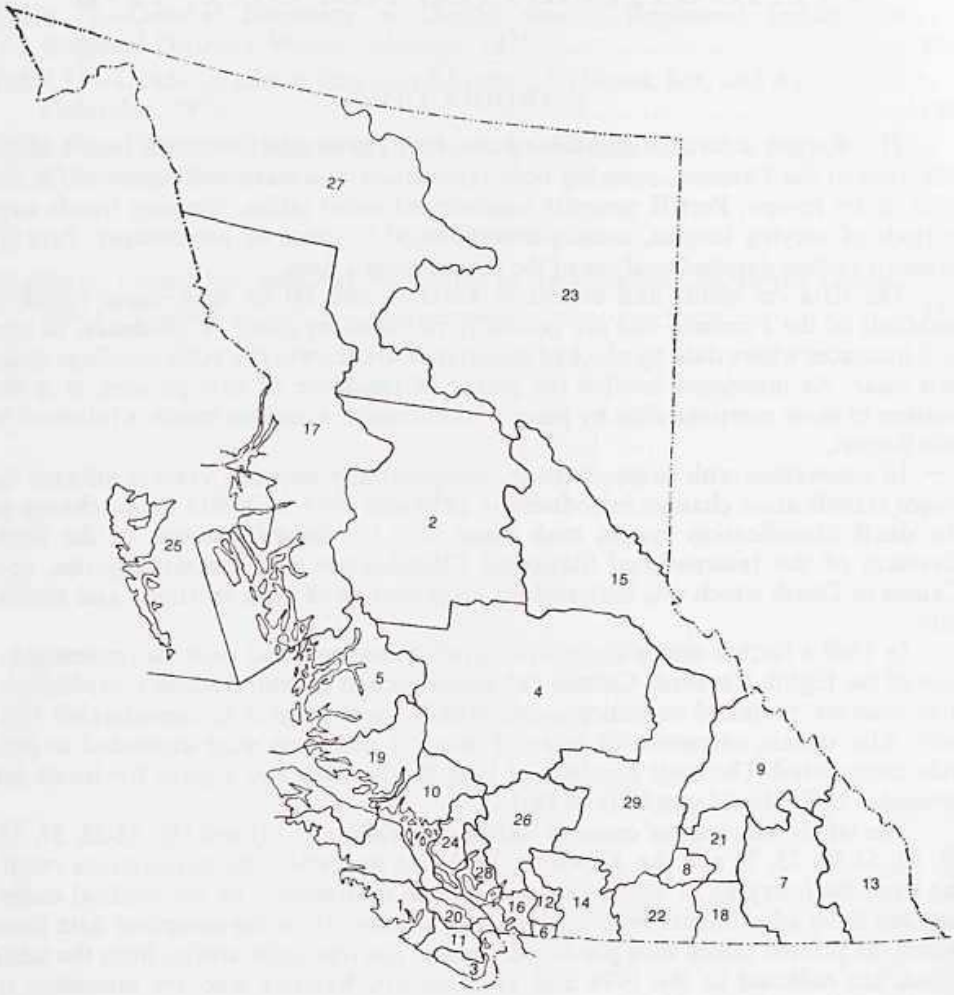

REGIONAL DISTRICTS

No.	Name
1.	Alberni-Clayoquot.
2.	Bulkley-Nechako.
3.	Capital (Victoria area).
4.	Cariboo.
5.	Central Coast.
6.	Central Fraser Valley.
7.	Central Kootenay.
8.	Central Okanagan.
9.	Columbia-Shuswap.
10.	Comox-Strathcona.
11.	Cowichan Valley.
12.	Dewdney-Alouette.
13.	East Kootenay.
14.	Fraser-Cheam.
15.	Fraser-Fort George.
16.	Greater Vancouver.
17.	Kitimat-Stikine.
18.	Kootenay Boundary.
19.	Mount Waddington.
20.	Nanaimo.
21.	North Okanagan.
22.	Okanagan-Similkameen.
23.	Peace River-Liard.
24.	Powell River.
25.	Skeena-Queen Charlotte.
26.	Squamish-Lillooet.
27.	Stikine.
28.	Sunshine Coast.
29.	Thompson-Nicola.

PART I—REPORT OF THE ACTIVITIES OF THE DIVISION, 1976

SUMMARY

The Division of Vital Statistics performs two major functions in the Health Branch. One of these is to administer the Province-wide vital statistics registration system while the other is to provide a centralized biostatistical service to the Health Branch, to the Mental Health Services Branch, and to certain voluntary health agencies.

The Division is required to administer the *Vital Statistics Act*, the *Marriage Act*, and the *Change of Name Act* and to operate a registry of wills notice under the *Wills Act*. These vital statistics registration services are available to the public through the central office in Victoria and 88 district offices and suboffices located in the main population centres throughout the Province. These are shown in Table 1 on page 14.

In order to carry out its extensive statistical responsibilities, the Division employs a staff of trained biostatisticians and statistical clerks located in Victoria and Vancouver, as well as a Data Processing Section which serves both major functions of the Division.

REGISTRATION SERVICES

Administration of the Vital Statistics Act

A very substantial part of the Division's responsibilities is connected with the administration of the *Vital Statistics Act*, which governs the registration of births, stillbirths, marriages, deaths, adoptions, and divorces, as well as the issuance of information and certificates based on registrations filed.

The Division received excellent co-operation from hospitals in arranging for the registration of births by mothers during confinement, and in the submission of monthly returns of births in hospital. Very good co-operation was also received from physicians, lawyers, funeral directors, ministers of religion, government agencies, and the general public in maintaining the timeliness and quality of registrations.

Revised vital statistics registration forms for births, deaths, marriages, and stillbirths were introduced in February 1974. The revisions were based on model forms developed over several years by the Vital Statistics Council of Canada.

TABLE 1—REGISTRATION DISTRICTS, LOCATION OF OFFICES, AND DESIGNATION OF APPOINTEES, AS AT DECEMBER 31, 1976

Registration District and Location of Offices	Designation of Appointee
ABBOTSFORD	Private Individual
ALBERNI	(*See* Port Alberni)
ALERT BAY	Private Individual.
ASHCROFT	Government Agent.
ATLIN	Government Agent.
BARKERVILLE (*a*)	(*See* Quesnel)
BURNS LAKE	Government Agent.
CAMPBELL RIVER	Government Agent.
CASSIAR	Private Individual.
CHEMAINUS	Municipal Clerk.
CHILLIWACK	Government Agent.
CLAYOQUOT (*b*)	Government Agent.
Gold River	Municipal Clerk.
Tahsis	RCMP.
CLINTON	Government Agent.
COURTENAY	Government Agent.
CRANBROOK	Government Agent.
CRESTON	Government Agent.
DUNCAN	Government Agent.
ENDERBY	Municipal Clerk.
FERNIE	Government Agent.
FORT NELSON	Government Agent.
FORT ST. JAMES	Government Agent.
FORT ST. JOHN	Government Agent.
GANGES	Government Agent.
GOLDEN	Government Agent.
GRAND FORKS	Government Agent.
GREENWOOD (*c*)	Municipal Clerk.
HANEY	Municipal Clerk.
HOPE	Private Individual.
HOUSTON	Government Agent.
INVERMERE	Government Agent.
KAMLOOPS	Government Agent.
KASLO	Government Agent.
KELOWNA	Government Agent.
KIMBERLEY	Municipal Clerk.
KITIMAT	Government Agent.
LADYSMITH	Municipal Clerk.
LILLOOET	Government Agent.
LYTTON	Private Individual.
McBRIDE (*d*)	Private Individual.
MERRITT	Government Agent.
MISSION	Private Individual.
NAKUSP (*e*)	Court Clerk.
NANAIMO	Government Agent.
NATAL (*f*)	
NELSON	Government Agent.
NEW DENVER (*e*)	Municipal Clerk.
NEW WESTMINSTER	Government Agent.
Murrayville	Municipal Clerk.
White Rock	Registrar of Voters
NORTH VANCOUVER	Private Individual.
OCEAN FALLS	Private Individual.
Bella Coola	Private Individual.
OLIVER	Government Agent.
100 MILE HOUSE	Government Agent.
PENTICTON	Government Agent.
PORT ALBERNI	Government Agent.
POUCE COUPE (*g*)	Government Agent.
POWELL RIVER	Government Agent.
PRINCE GEORGE	Government Agent.
PRINCE RUPERT	Government Agent.
PRINCETON	Government Agent.
QUATSINO (*h*)	Government Agent.
Quatsino	Private Individual.
QUEEN CHARLOTTE	Government Agent.
Masset	Private Individual.
QUESNEL	Government Agent.
REVELSTOKE	Government Agent.
ROSSLAND	Government Agent.
SALMON ARM	Government Agent.
SLOCAN CITY (*e*)	Municipal Clerk.
SMITHERS	Government Agent.
Hazelton	RCMP.
SQUAMISH	Private Individual.
STEWART	Government Agent.
SUMMERLAND	Private Individual.
TELEGRAPH CREEK	RCMP.
TERRACE	Government Agent.
TRAIL (*i*)	Government Agent.
Castlegar	Private Individual.
VANCOUVER	Vital Statistics personnel.
Sechelt	Municipal Clerk.
Gibsons	Private Individual.
VANDERHOOF	Government Agent.
VERNON	Government Agent.
VICTORIA	Vital Statistics personnel.
WILLIAMS LAKE	Government Agent.

The capitalized names are the names of legally defined districts, while the names in small letters indicate the locations of suboffices.

With few exceptions, registration districts are administered by District Registrars, and suboffices by Deputy District Registrars. The exceptional cases are included among the following footnotes:

(*a*) The District Registrar for Quesnel District administers the Barkerville District directly.
(*b*) The Clayoquot District main office is located at Ucluelet.
(*c*) The District Registrar for Grand Forks District administers the Greenwood District through a Deputy District Registrar.
(*d*) The McBride District main office is located at Valemount.
(*e*) The District Registrar for Nelson administers the Slocan, Nakusp and New Denver Districts through Deputy District Registrars.
(*f*) The District Registrar for Fernie District administers the Natal District.
(*g*) The Pouce Coupe District main office is located at Dawson Creek.
(*h*) The Quatsino District main office is located at Port Hardy.
(*i*) The District Registrar for Rossland administers the Trail District directly.

Volume of Registrations

The number of births, deaths, marriages, and stillbirths in Table 2 are related to the year of filing with the Division, hence will not necessarily coincide with those in Part II or Part III, which are related to the year of occurrence. In the case of adoptions, divorces, and wills notices, all figures in this Report are presented in terms of the year of filing with the Division.

TABLE 2—SUMMARY OF REGISTRATIONS, BRITISH COLUMBIA, 1936-76

Year	Live Births	Deaths	Marriages	Stillbirths	Adoptions	Divorces[1]	Wills Notices	Total
1936	11,186	7,254	5,465	236	80	463	.....	24,684
1937	13,033	7,981	6,232	254	109	536	.....	28,145
1938	13,812	7,455	6,158	259	134	652	.....	28,470
1939	13,176	7,626	7,897	279	150	608	.....	29,736
1940	15,616	8,386	9,694	280	163	687	.....	34,826
1941	17,025	8,617	9,828	308	191	563	.....	36,532
1942	18,346	8,916	10,905	313	157	847	.....	39,484
1943	20,068	9,918	9,476	338	249	886	.....	40,935
1944	19,962	9,833	8,549	321	303	1,031	.....	40,009
1945	20,229	9,848	9,317	340	330	1,366	.....	41,430
1946	23,870	10,212	11,875	331	402	2,052	441[2]	49,183
1947	26,758	10,768	11,892	355	509	1,880	2,254	54,416
1948	26,965	11,444	11,773	343	680	1,744	1,363	54,312
1949	27,786	11,311	11,374	399	760	1,554	1,500	54,684
1950	28,079	11,506	11,076	373	807	1,424	2,200	55,465
1951	28,509	11,658	11,374	348	789	1,394	2,700	56,772
1952	30,394	12,319	11,207	359	929	1,593	3,989	60,790
1953	32,487	12,234	11,326	383	1,034	1,512	4,279	63,255
1954	33,451	12,331	10,915	374	1,154	1,525	4,100	63,850
1955	34,506	12,938	11,090	380	1,121	1,528	4,700	66,263
1956	36,035	13,260	11,680	417	1,187	1,543	5,200	69,322
1957	39,696	14,003	12,961	422	1,172	1,601	6,386	76,241
1958	39,974	13,792	12,134	432	1,269	1,526	7,821	76,948
1959	40,303	14,341	11,922	425	1,253	1,449	6,333	76,026
1960	40,772	14,869	11,192	445	1,500	1,629	7,122	77,529
1961	38,344	14,075	10,775	399	1,484	1,434	8,301	74,812
1962	38,563	14,979	11,199	447	1,403	1,520	8,405	76,516
1963	37,926	14,998	11,699	488	1,485	1,552	11,298	79,446
1964	36,752	16,054	12,307	484	1,558	1,636	11,475	80,266
1965	33,829	15,503	13,335	442	2,167	2,006	11,188	78,470
1966	33,399	16,444	14,615	408	2,156	2,171	13,480	82,713
1967	33,431	16,244	15,882	411	2,183	2,781	15,241	86,173
1968	33,915	16,850	16,725	415	2,223	2,268	16,850	89,246
1969	35,929	17,597	18,502	469	2,736	4,279	17,331	96,843
1970	37,183	17,104	20,364	419	2,939	5,266	17,682	100,957
1971	35,542	17,829	20,422	427	2,578	5,021	19,295	101,114
1972	34,924	17,968	20,619	356	1,863	5,187	23,525	104,442
1973	34,657	17,717	21,251	365	1,839	5,412	27,233	108,474
1974	35,803	19,847	21,673	317	1,704	6,328	34,570	120,242
1975	35,948	18,862	21,573	417	1,637	7,249	37,295	122,981
1976	37,095	19,137	22,080	372	1,794	9,037	40,877	130,392

[1] Decrees of dissolution and nullity.

[2] Amendment of *Wills Act* providing for filing of wills notices with Division of Vital Statistics assented to March 28, 1945.

GRAPH A—SUMMARY OF VOLUME OF REGISTRATIONS, SHOWING TOTAL[1] RECEIVED, AND LIVE BIRTHS, DEATHS, AND MARRIAGES, BRITISH COLUMBIA, 1921-76

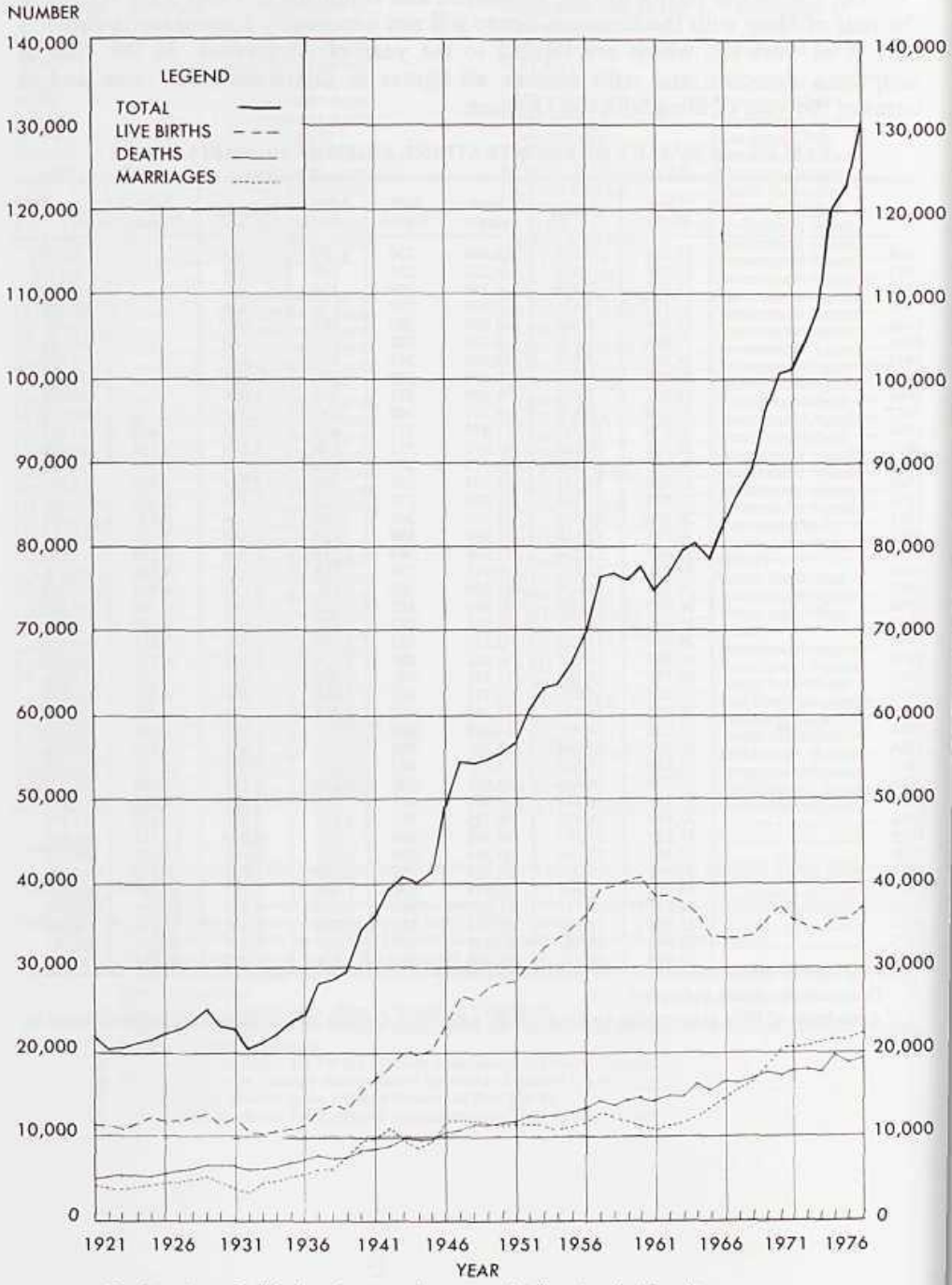

[1] Registrations of stillbirths, adoptions, divorces, and wills notices in "Total"

GRAPH B— ADOPTIONS REGISTERED, BRITISH COLUMBIA, 1936-76

GRAPH C—DIVORCES[1] REGISTERED, BRITISH COLUMBIA, 1936-76

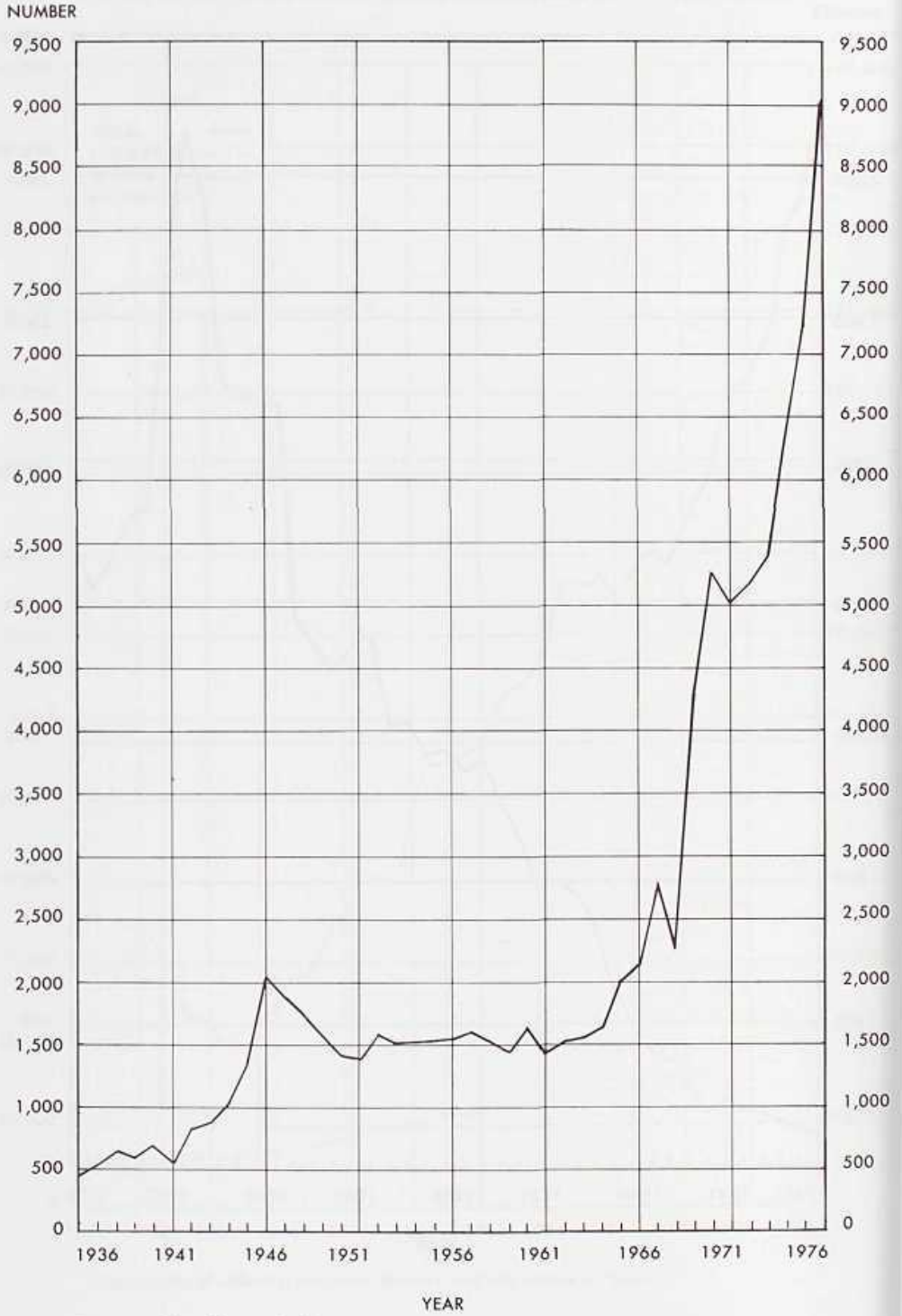

[1] Decrees of dissolution and nullity.

TABLE 3—VOLUME OF SEARCHES PERFORMED; VOLUME OF INCOMING MAIL, DIVISION OF VITAL STATISTICS, BRITISH COLUMBIA, 1967-76

Year	Searches			Pieces of Incoming Mail
	Total Searches	Searches for Government Ministries	Other Searches	
1967	106,406	13,712	92,694	141,821
1968	102,215	12,856	89,359	149,957
1969	113,066	15,120	97,946	166,444
1970	108,240	12,085	96,155	163,838
1971	108,926	13,718	95,208	161,181
1972	116,929	12,500	104,429	175,916
1973	128,342	12,244	116,098	187,341
1974	133,813	11,941	121,872	200,555
1975	134,368	11,203	123,165	193,350
1976	137,740	15,531	137,740	221,592

TABLE 4—REVENUE-PRODUCING CERTIFICATIONS ISSUED BY THE CENTRAL OFFICE, DIVISION OF VITAL STATISTICS, BRITISH COLUMBIA, 1967-76

Type of Certification Issued	1967	1968	1969	1970	1971[1]	1972	1973	1974	1975	1976
Certificates—										
Birth	59,130	54,346	60,267	60,861	58,915	65,658	75,043	78,194	79,340	89,120
Death	9,566	9,879	10,223	8,750	8,283	8,818	8,465	9,085	8,969	9,527
Marriage	6,157	6,049	6,815	6,817	7,204	7,798	8,592	8,220	8,601	10,141
Change of name	755	888	901	992	1,001	1,220	1,697	1,881	1,995	2,095
Divorce	282	286	251	234	239	248	303	263	225	319
Baptismal	27	16	16	12	17	26	22	3	17	7
Photographic copies	5,985	6,396	7,344	7,181	7,240	8,131	9,124	10,143	10,806	12,007
Wills notice certification	9,931	10,777	10,777	10,020	10,610	11,148	11,621	12,609	12,531	12,663
Total certifications	91,339	87,791	96,594	94,867	93,509	103,047	114,867	120,398	122,484	135,879

[1]In January 1971 the activities of the District Registrar for the Victoria Registration District were separated from the Central office, and are therefore not reflected in this table after 1970.

TABLE 5— REVENUE COLLECTED BY THE DIVISION OF VITAL STATISTICS, BRITISH COLUMBIA, 1967-76

Year	Total Revenue	Vital Statistics Act Revenue	Marriage Act Revenue
	$	$	$
1967	209,370.38	145,227.78	64,142.60
1968[1]	259,970.25	187,215.41	72,751.84
1969	357,060.24	271,239.26	85,820.98
1970	347,643.52	252,300.36	95,343.16
1971	385,282.29	271,510.00	113,772.29
1972	414,712.04	289,902.18	124,809.86
1973	463,556.26	334,532.70	129,023.56
1974	488,598.81	353,857.80	134,741.01
1975	534,894.62	389,246.00	145,648.62
1976	539,472.11	389,788.11	149,684.00

[1]The fee for a certificate or a certified copy of a registration was increased from $1 to $2 in April 1968.

Registration of Births

The responsibility for the registration of the birth of a child rests with the parent. The attending physician is required by law to report the birth within 48 hours of the event, although this reporting does not constitute registration. Although birth registrations rose by three per cent in 1976 (see Table 2), births declined marginally (see Table 10).

Legitimations—Under the *Legitimation Act,* a child born out of wedlock is deemed to have been legitimate from birth once its natural parents have intermarried. The *Vital Statistics Act* provides that under such circumstances a new registration may be substituted for the registration originally filed, the new registration showing the child to be legitimate. However, satisfactory evidence of paternity must be first provided.

There were 298 births legitimated in 1976, compared with 175 in 1975.

Alteration to given names—Under section 8 of the *Vital Statistics Act,* a change made in a child's given name before the age of 12 years may be entered on the birth registration by means of a notation.

Alterations of given names in 1976 numbered 276, as compared with 1975 figure 247.

Delayed registrations of birth—Special provision is made in the *Vital Statistics Act* for registration of a birth more than one year after the event. There were 289 delayed registrations of births processed during 1976, compared with 375 in 1975.

Fraudulent and improper registrations—The *Vital Statistics Act* makes provision for the cancellation of a registration of birth which has been fraudulently or improperly obtained.

Registrations cancelled numbered 55 in 1976, as compared with 52 in 1975. The majority of these arose from use of a false name on the original registration.

Registration of Deaths

The physician in attendance at the last illness of a deceased person, or the Coroner conducting an inquiry into the death of a person, is required to complete the Medical Certificate of Cause of Death, which forms an important part of the death registration. The responsibility for filing the completed death registration lies with the undertaker in charge of the burial, and the registration must be filed before the necessary burial permit is issued.

Classification of deaths for statistical purposes is made according to the International Statistical Classification of Diseases, Injuries, and Causes of Death, and this classification is based upon the physician's certification. Where there is doubt as to the cause to which the physician wishes the death assigned, he is queried through the local Medical Health Officer.

As indicated in the Introduction, the Eighth Revision of the International Classification of Diseases was adopted by this Province in 1969, in common with the other provinces of Canada and a number of other countries.

Registration of Stillbirths

The term "birth" where used in the *Vital Statistics Act* includes stillbirths, but separate forms are used for stillbirth registration. These forms combine the essential features of both birth and death registrations. In the revised *Vital Statistics Act* of 1962, the definition of a stillbirth reads as follows: "The complete expulsion or extraction from its mother, *after at least twenty weeks' pregnancy,* of a product of conception in which, after such expulsion or extraction, there is no breathing, beat-

ing of the heart, pulsation of the umbilical cord, or unmistakable movement of voluntary muscle."

There were 372 stillbirths registrations filed in 1976.

Registration of Marriages

The responsibility for registering a marriage rests with the person solemnizing the event, namely, the officiating clergyman or Marriage Commissioner.

Marriage registers are provided free of charge to clergymen and Marriage Commissioners. These are returned to the Division periodically in order that they may be checked against the indexes of registrations filed with the Division. If it is thus ascertained that an event has been unrecorded, steps are promptly taken to obtain a registration.

Registration of Adoption Orders

Copies of all adoption orders made by the Courts in this Province are forwarded to this Division by the Court Registrars, as required by the *Vital Statistics Act.*

On receipt of an order regarding an adoption by the Division, a marginal notation showing the child's adoptive name is made on the original registration. All certificates subsequently issued in respect of the registration bear this name. No information regarding the natural parents of the child may be released. This same procedure is followed when an adoption order is received from another province or state relating to the adoption of a child born in British Columbia.

Inspection of the documents filed regarding an adoption is only allowed to officials of the Crown in discharge of their official duties, or to a person authorized by the Provincial Secretary in writing, or to a person authorized by a Judge of the Court presiding in Chambers. Thus every effort is made to protect the interest of the adopted child and his adoptive parents.

Adoption orders filed with the Division in 1976 numbered 1794, as compared with 1,637 in 1975.

Registration of Divorces

The *Vital Statistics Act* also requires that all divorces and nullities granted in the Province be registered with the Division. The Division is supplied with a certified copy of each decree of dissolution or nullity by the Supreme Court Registrars.

There were 9,019 dissolutions of marriage and 18 nullities registered by this Division in 1976. The comparable figures for 1975 were 7,247 dissolutions and 2 nullities.

Administration of the Change of Name Act

The *Change of Name Act* provides a means whereby persons may change either their given names or their surnames and the names of their minor children upon meeting certain requirements set forth in the Act. The Act expressly forbids changes of name which are not made in accordance with its provisions, but exempts changes of name resulting from marriage, adoption, or legitimation, or changes in the given name of a child made under the *Vital Statistics Act* and prior to the child's 12th birthday. An amendment passed in March 1972 extended the scope of the Act by removing certain limitations upon changing the names of children, and provided that birth and marriage certificates issued after a legal change of name should not reveal the person's original name, as previously required.

MINISTRY OF HEALTH

During 1976, 2,054 change of name applications were granted, compared with 1,900 in the previous year. This increase reflects the continuing effects of the March 1972 amendment of the *Change of Name Act,* and the reduction of the age of majority in 1970. Many of these applications covered several members in a single family, so that in total 2,549 individuals were affected. Thirty per cent of the applications were made by married men, while an additional 30 per cent were made by divorced women, 16 per cent by single men, and 14 per cent by single women.

TABLE 6—CHANGE OF NAME APPLICATIONS GRANTED, BY MARITAL STATUS AND SEX OF APPLICANT, AND TOTAL NUMBER OF PERSONS AFFECTED, BRITISH COLUMBIA, 1941-76.

Year	Sex and Marital Status of Applicant													Total Number of Persons Affected
	Single		Married		Widowed		Divorced		Separated		Total			
	M	F	M	F	M	F	M	F	M	F	M	F	T	
1941	55	7	37	.....	2	3	4	3	.....	.....	98	13	111	180
1942	72	17	67	2	1	2	1	6	.....	.....	141	27	168	298
1943	59	25	92	5	3	5	4	10	.....	.....	158	45	203	351
1944	67	27	74	8	2	5	2	25	.....	.....	145	65	210	362
1945	103	33	119	10	2	4	21	.....	.....	228	74	302	524	
1946	128	36	146	14	6	3	8	39	.....	.....	228	92	380	638
1947	117	32	128	7	3	7	7	29	1	.....	256	75	331	555
1948	143	35	134	3	10	5	15	17	.....	.....	302	60	362	586
1949	128	46	140	11	3	4	4	19	1	.....	276	80	356	628
1950	128	33	138	8	2	5	9	25	.....	.....	277	71	348	591
1951	140	39	154	12	2	9	5	17	.....	.....	301	77	378	646
1952	155	59	167	11	3	3	6	40	.....	.....	331	113	444	777
1953	159	48	175	13	2	8	9	35	.....	1	345	105	450	768
1954	142	51	158	6	1	7	4	14	1	.....	306	80[1]	386[1]	702
1955	148	53	165	12	2	8	12	24	.....	.....	327	97	424	743
1956	170	58	163	15	2	3	13	27	.....	.....	348	103	451	769
1957	160	62	210	16	5	7	7	26	.....	.....	384[1]	111	495[1]	929
1958	141	46	205	13	4	14	8	24	1	.....	359	97	456	865
1959	152	58	195	13	3	13	7	33	1	.....	361	118	479[2]	825
1960	147	60	192	11	1	12	11	34	.....	.....	351	117	468	819
1961	138	41	198	16	5	12	10	19	.....	.....	351	88	439	743
1962	125	41	192	21	4	9	9	41	.....	.....	331[3]	112	443[3]	752
1963	139	57	202	22	5	13	15	34	.....	.....	361	126	487	812
1964	157	74	200	23	4	9	11	45	1	.....	373	151	524	879
1965	160	79	190	20	4	19	6	46	.....	.....	360	164	524	816
1966	183	78	224	33	7	16	10	56	1	1	425	184	609	984
1967	162	74	227	26	6	28	16	64	.....	1	411	193	604	915
1968	197	70	281	44	2	27	9	73	1	.....	491[3]	214	705[3]	1,154
1969	181	85	272	55	7	27	19	67	.....	.....	480[3]	234	714[3]	1,058
1970	232	119	304	45	7	13	15	100	.....	.....	558	272	830	1,150
1971	250	121	245	55	4	22	20	88	1	.....	520	286	806	1,046
1972	247	142	360	70	6	31	26	162	2	4	643	409[3]	1,052[3]	1,451
1973	315	211	539	111	8	49	37	284	1	.....	900	655	1,555	2,060
1974	308	258	598	116	6	51	44	334	.....	.....	956	759	1,715	2,248
1975	320	245	575	138	7	41	39	534	1	.....	942	958	1,900	2,374
1976	323	280	611	123	9	48	45	615	.....	.....	988	1,066	2,054	2,549

[1]Includes two cases for which marital status was not stated.
[2]Includes four cases for which marital status was not stated, three male and one female.
[3]Includes one case for which marital status was not stated.

Administration of the Marriage Act

The *Marriage Act* prescribes the legal requirements which must be observed in connection with the solemnizing of marriage, the legal qualifications of individuals to marry, and the authorization of ministers and clergymen and of Marriage Commissioners to perform the marriage ceremony. Under this Act the Division of Vital Statistics is required to license ministers and clergymen of established religious denominations who desire the authority to solemnize marriage. It is also the respon-

sibility of the Division to recommend for appointment Issuers of Marriage Licences throughout the Province and to supervise their work. The actual registration of marriages solemnized and the issuance of marriage certificates are governed by the *Vital Statistics Act*.

On December 31, 1976, there were 2,854 ministers and clergymen authorized to solemnize marriage. During the year, 370 resident clergymen and ministers were licensed, while 240 licences for those residing in the Province were cancelled due to transfer out of the Province or due to death. In addition, 80 temporary licences were issued to nonresident ministers and clergymen who were ministering in the Province for brief periods only, and 82 such licences were cancelled.

Forty orders of remarriage were issued under the *Marriage Act* in 1976.

TABLE 7—MINISTERS AND CLERGYMEN REGISTERED UNDER THE MARRIAGE ACT AND REGISTRATIONS CANCELLED, BRITISH COLUMBIA, 1976

	Permanent	Temporary	Total
Total number on register, December 31, 1975	2,723	3	2,726
Total number registered during 1976	370	80	450
Total number of registrations cancelled during 1976	240	82	322
Total number on register, December 31, 1976	2,853	1	2,854

TABLE 8—MINISTERS AND CLERGYMEN ON REGISTER AT END OF 1976 BY RELIGIOUS DENOMINATION, BRITISH COLUMBIA

Denominations	
Advent Christian Conference	1
Adventist	43
Anglican	358
Apostolic Church of Canada (New)	11
Apostolic Church of the Pentecost	28
Apostolic Faith Mission	2
Associated Gospel Churches	10
Baptist Churches, Independent	7
Baptist Conference (Columbia)	22
Baptist Convention, Northwest	18
Baptist Convention (Regular) of British Columbia	73
Baptist Pacific Conference (North American)	25
Baptist Union of Western Canada	81
Buddhist Churches of Canada	4
Canadian Armed Forces Chaplaincy	20
Canadian Reformed Church of New Westminster	4
Canadian Sunday School Mission Incorporated	4
Christ Church of China	1
Christadelphians	3
Christian and Missionary Alliance	57
Christian Apostolic Church	12
Christian Reformed	30
Church of Christ (Conservative)	14
Church of Christ (Independent)	8
Church of God, General Assembly, of the	10
Church of God of Prophecy	7
Church of God (German)	4
Church of God (Worldwide)	14
Church of Scientology	4
Church of the Nazarene	28
Churches of God	1
Covenant Bible Fellowship	2
Disciples of Christ	1
Doukhobor Fraternal Society	1
Emissaries of Divine Light	5
Evangelical Church	12
Evangelical Church of the Pentecost	43
Evangelical Covenant Church of America	3
Evangelical Free Church	49
Evangelical Russian-Slavonic Christian Church	1
Fellowship Deaconry Association of B.C.	1
Free Methodist Church	13
Glad Tidings Temple Missionary Society	18
Global Missions Incorporated	2
Independent Assemblies of God, International	25
Indian Shaker Church	4

[1]One category includes 1 minister under temporary registration.

TABLE 8—MINISTERS AND CLERGYMEN ON REGISTER AT END OF 1976 BY RELIGIOUS DENOMINATION, BRITISH COLUMBIA

International Foursquare Gospel Lighthouse	34
Jehovah's Witnesses	73
Jewish Congregation, Beth Israel	2
Jewish Congregation, Emanu-El	1
Jewish Congregation, Schara Tzedek	4
Jewish, Temple Sholom	1
Later-day Saints, Church of Alberta, Saskatchewan Mission	4
Latter-day Saints, Church of Jesus Christ, Alaska-Canadian Mission	40
Latter-day Saints, Church of Jesus Christ (Reorganized)	25
Latter-day Saints, Church of Jesus Christ (Vancouver Stake)	14
Latter-day Saints, Victoria B.C. Stake	13
Latter-day Saints, Vernon B.C. Stake	9
Liberal Catholic	3
Lutheran Church in America, Western Canada Synod	25
Lutherna Church (The), Missouri Synod	52
Lutheran Evangelical Church of Canada	46
Lutheran Evangelican (Latvian)	1
Lutheran, St. Mark's Evangelical	2
Mennonite Brethren Churches	69
Mennonite Brethren Conference, Evangelical	5
Mennonite Church of God in Christ	3
Mennonite Conference, Evangelical	3
Mennonite Conference, Evangelical Mission of Canada	3
Mennonite Conference of the United Mennonite Church in British Columbia	53
Mennonite Missionary Church	5
Mennonite Old Colony Church	3
Mennonite Old Colony Church in Saskatchewan	5
Mennonite Sommerfelder Church	4
Moravian Church in Canada	1
Muslim Association (B.C.)	3
Netherlands Reformed Congregation	1
New Jerusalem Church of the (Swedenborgian)	1
New Jerusalem, Church of the (Western Canada Conference)	1
Orthodox Church, Greek	1
Orthodox Church in America	3
Orthodox Church, Russian, Outside of Russia	2
Orthodox Church, Serbian	2
Orthodox Church, Serbian St. Sava	1
Orthodox Church, Ukrainian of Canada	5
Pentecostal Assemblies of Canada	152
Pentecostal Holiness	8
Pentecostal United	7
People's Fellowship	2
Plymouth Brethren	54
Prebyterian	71
Quaker (Society of Friends)	5
Reformed Church in America	3
Reformed Episcopal Church	4
Roman Catholic[1]	381
Salvation Army	92
Shantymen's Christian Association	8
Sikh, Akali Singh Society	2
Sikh, Alberni Valley Gudwara Society	1
Sikh Cultural Society	2
Sikh, Guru Nanak Temple (Delta)	2
Sikh, Indo-Canadian Association of Prince Rupert	1
Sikh, Kalghidar Shromani Society	2
Sikh, Khalsa Diwan Society	10
Sikh, Paldi Khalsa Diwan Society	3
Sikh, Vishva Hindu Parishad of B.C.	1
Spiritual Assembly of Victoria (Bahai's)	1
Spiritualist Alliance, International	16
Spiritualist Association of Canada Inc. (National)	2
Spiritualist Church, Open Door	5
Spiritualists' Association of British Columbia	4
Standard Church of America, Incorporated	3
Teury-Kyo Granville Church	1
Ukrainian Catholic Church of Canada	15
Unitarian	14
United Church of Canada	354
Unity Centre of Practical Christianity	2
Unity in Action	2
Victoria Truth Centre	3
Village Missions	12
Zion Tabernacle	2
Total	2,854

[1]Includes one minister under temporary registration.

Registry of Wills Notice

The Registry of Wills Notice maintained by this Division under the *Wills Act* makes it possible for a testator to file with this Division a notice stating that he has executed a will, and indicating where the will is deposited. The filing of a wills notice is not mandatory, but provides a convenient means of ensuring that information which will lead to the discovery of the will should be readily available after death. Adequate identifying information respecting the testator, such as date and place of birth, must be included in the wills notice.

In 1946, the first complete year in which notices were filed, there were only 441 notices received. The figures for the last six years show the increasing use of the service by the public. They are as follows: 1971, 19,295; 1972, 23,525; 1973, 27,223; 1974, 34,570; 1975, 37,295, and 1976, 40,877. Wills notice certifications numbered 12,663 in 1976, compared to 12,531 in 1975.

Microfilm and Photographic Services

All registrations of births, deaths, marriages, and stillbirths, together with delayed registrations and amended registrations, are microfilmed weekly. The film is forwarded under contract to Statistics Canada, where it is processed and positive rolls printed for their own use, after which the negative rolls are returned to this Division. The positive rolls are used by Statistics Canada in the compilation of national vital statistics and the national indexes of births, deaths, and marriages

In addition, the following documents are filmed on a continuing basis: Physician's Notices of Birth, wills notices, adoption notices, change of name files, and various supplementary records which the Division is required to file under *Vital Statistics Act.*

Extensive use is also made of the microfilm and photographic unit to provide photoprints of vital statistics registrations and other documents in connection with the administration of the Acts. In 1976, 47,047 photographic and copy machine prints were issued free of charge to government agencies, including a small number required for use by this office. In addition, 12,007 photographic prints were issued as certified copies at a charge of $2 per copy, as prescribed in the *Vital Statistics Act.*

BIOSTATISTICAL SERVICES

The Division's Research Section, in collaboration with the Mechanical Tabulation Section, compiles vital statistics from the registrations of births, deaths, marriages, stillbirths, adoptions, and divorces. Certain of these statistics appear in the Annual Report of Vital Statistics. In addition, the Division provides a comprehensive central statistical service to other Divisions of Public Health Programs, to Mental Health Programs, and to certain voluntary agencies subsidized by the Government.

The Division's main statistical activities during 1976 are outlined below in terms of subject-matter.

Computerization

Substantial further progress was made in the major task of computerizing the division's entire data processing operation, which was commenced in 1974 by the Computing and Consulting Services Branch, Department of Transport and Communications. A terminal linked with the central installation was installed in this division in the fall. The operation of the terminal will replace the use of the division's obsolescent IBM unit record equipment as rapidly as the necessary computer sytems can be designed and programmed.

Health Surveillance Registry

The Health Surveillance Registry (previously the Registry for Handicapped Children and Adults) received 11,816 reports of disabilities, congenital anomalies, and genetic disorders during 1976 from numerous sources of ascertainment. From these, 8,786 new cases were recorded, and 3,030 reports provided additional information concerning cases previously on file. This was a substantial increase in ascertainment over previous years and was due in most part to the co-operation of the Department of Human Resources in providing for the registration of handicapped adults through its Health Care Division.

Computer systems and programming of registry records, with the exception of the Cancer Register, were completed in 1976, an analysis of the case load to year-end 1974 was developed and reported from statistics and data supplied through use of computer facilties.

For several years, follow-up information on the condition, activity, and special needs of register cases has been obtained by means of annual surveys of registered children aged 7 and 14 years. The results of these surveys provide a basis for estimating the Province's rehabilitation needs.

Several research papers based on registry data were accepted for publication. Research staff provided the statistical services to registry consultants and also to nondepartmental researchers and agencies in connection with health related studies.

During the year the registry's medical and genetic consultants were active in international committees and symposia on subjects related to the work of the registry. These included conferences on such topics as the epidemiology and etiology of birth defects, psychological and social implications of developmental disabilities, comparison of teratogenesis, mutagenesis, and carcinogenesis; the classification and taxonomy of syndromes, monitoring systems, and the use of registers in morbidity studies.

The Cancer Register is a specialized unit within the framework of the Health Surveillance Registry. The register receives notifications of live cases of malignant neoplasms from hospital pathology laboratories, private physicians and the Cancer Control Agency, while information on cases of cancer ascertained at death is derived mainly from the Division of Vital Statistics registration system.

The Cancer Register provides a definitive source of annual Province-wide statistical data on the incidence of malignant neoplasms.

The registry's cancer consultant rendered invaluable assistance in interpreting pathology reports and determining their diagnostic classifications as well as in maintaining contact with hospital pathology departments.

Cancer Control

Close collaboration was maintained with the Cancer Control Agency of British Columbia, and also with the British Columbia Cancer Society and The University of British Columbia's Department of Health Care and Epidemiology.

A statistical report on cancer incidence, prevalence, and mortality in British Columbia, 1969 to 1973, was completed with the help of a grant from the Cancer Control Agency.

Statistics of the 1974 case load of women screened under the cytology screening program of the Cancer Control Agency of British Columbia were analysed.

Infant Morbidity and Mortality

The division continued to be actively involved in the work of the perinatal program of British Columbia. Two research officers of the division, one as a member

of the Program Executive Committee and one as the consultant, contributed special reports and statistical advice to the medical members of the committee.

The division continued to co-operate with the Department of National Health and Welfare in the maintenance of a National Surveillance System of Congenital Anomalies. Lists of congenital anomalies ascertained from physician's notice of births and from death and stillbirth registrations were submitted to Ottawa throughout the year, and assistance was given in the critical examination of the resulting data.

Dental Health

Statistical advice and data processing services were provided to the Division of Dental Health Service. Dental surveys were undertaken in two Greater Victoria public schools to assess the reliability and validity of the newly revised criteria and examination techniques for recording dental health.

Mental Health

The division continued to share in the responsibility for processing mental health statistics. Pending completion of the new information system which is in process of development, patient records are being processed through the use of SPSS (Statistical Package for Social Sciences).

Metric Conversion Committee

One of the division's research officers continued to represent community health programs on the Provincial Metric Conversion Co-ordinating Committee. A metric conversion committee for community health programs was formed during the year for the purpose of overseeing and co-ordinating the implementation of metric conversion as it affects various divisions of the Public Health and Mental Health Branches.

Record Linkage

Development work continued on the computerized record linkage program which was recently initiated by the division. The project involves the linkage of British Columbia vital and health records into individual and family histories, to provide data for health research.

Health Program Evaluation

The division's research section became increasingly involved in health program evaluation. The evalulation of the parent study group behavioural program in the Courtenay area, initiated in 1975, was completed in the fall of this year, and the results presented in one of the division's special report series.

Evaluation of a smoking education program for Grade VI and VII students undertaken by the South Okanagan Health Unit was initiated, and data collection was completed before the end of the year. Data collection for the evaluation of the family asthma program in Kelowna was also initiated in the spring and will be completed in 1977. This program is sponsored jointly by the Health Department, the B.C. Tuberculosis Christmas Seal Society, and the Kelowna General Hospital.

Tuberculosis Control

The division maintains a register of all known cases of tuberculosis and selected nontuberculosis chest diseases, as well as files of new active TB cases and contacts to these cases. The computertization of these files was completed, and the tables required for the annual report on tuberculosis were generated by computer, using the Statistical Package for Social Sciences.

Vital Statistics

Statistics derived from the vital statistics registration system were compiled in collaboration with Statistics Canada. A substantial part of the resulting tabulations appears in the relevant Annual Report of Vital Statistics, while some unpublished data are available on request.

Other Services

Assistance was given to the Division of Speech and Hearing in designing and undertaking a pilot project for the collection and processing of speech and hearing data.

Services were provided to the Divisions of Epidemiology, Venereal Disease Control, Environmental Engineering, Public Health Nursing, Public Health Inspection, and to the G. F. Strong Rehabilitation Centre, in the mechanical processing of records and statistical consultation.

PART II—TREND TABLES WITH RATES
(By Place of Residence)

PROMINENT FEATURES

The population count for the Province according to the 1976 census was 2,466,610. As this figure was somewhat below the expected count, the estimates of population for the 1972 to 1975 period required some downward revision by Statistics Canada and this in turn necessitated re-calculation of the rates based on the figures. The result in a number of cases was to increase the rates, as these had been understated by the use of the higher population figures. The 1976 Census count showed the population in the province had increased by over 50 percent in the 25 years since 1951.

The *crude birth rate* per 1,000 population in the province in 1976 was 14.5, a decline from the rate for the last three years, 14.9. This year's rate was the lowest recorded in almost forty years. *Illegitimate births* as a proportion of total births continue to increase reaching 12.9 percent this year. For Indians the proportion was at an all-time high of 63 percent.

The *crude marriage rate* in 1976 was down to 8.7 per 1,000 population from 9.0 the previous year. This year's rate was the lowest recorded since 1966.

The *crude death rate* in the province this year was at a record low of 7.6 compared to the 1975 figure of 7.9. The standardized or age adjusted rate was 6.0, almost 25 percent below the rate of 7.9 recorded 20 years ago.

For some years the same five causes of death have accounted for over three-quarters of the deaths in the province and with very few exceptions, in the same order. *Heart disease,* the leading cause of death, recorded a decline in the mortality rate per 100,000 to 253.5 compared to last year's figure of 253.8. This is 17 percent below the 1967 figure.

For the fourth year in a row the *cancer* death rate has increased. In 1976 a rate of 158.8 was recorded compared to 157.7 last year.

While the death rate from *cerebro-vascular disease* declined to 77.6 compared to 82.1 in 1975, it appears to have become re-established as the third leading cause of death.

For two years there has been a substantial decline in the death rate from *accidents,* a rate of 60.2 being recorded in 1976 compared to 76.6 in 1975 and 84.0 in 1974.

The *suicide* mortality rate also recorded a decline, but over a slightly longer span of years. In 1976 the rate was down to 16.4, the 1973 rate having been 18.6.

The *perinatal* rate per 1,000 total births has declined each year since 1972 and was down to 18.3 in 1976, the rate being 24.3 in 1971.

A record low was again established for the *infant mortality* per 1,000 live births in 1976. The rate this year was 13.8 compared to 14.4 in 1975.

Adoption orders filed with the Division in 1976 were somewhat higher in number than in the previous two years, the number for the year being 1,794. There was a sharp increase in the number of these that were illegitimate births.

There was a 25 percent increase in *divorces* this year, the number of court order filed with the Division being 9,037 compared to 7,249 in 1975.

LONG-TERM TRENDS OF POPULATION AND VITAL EVENTS

TABLE 9—POPULATION BY SEX AND AGE-GROUP, BRITISH COLUMBIA, 1901 – 76

Year	Total	Age-group (Years)										
		0 – 4	5 – 9	10 – 14	15 – 19	20 – 29	30 – 39	40 – 49	50 – 59	60 – 69	70 – 79	80+
1901 T	178.7	16.2	15.7	12.6	13.2	39.6	39.0	23.2	11.2	5.7	1.9	0.4
M	114.2	8.3	8.1	6.6	7.4	26.7	27.4	16.7	7.8	3.8	1.2	0.2
F	64.5	7.9	7.6	6.0	5.8	12.9	11.6	6.5	3.4	1.9	0.7	0.2
1911 T	392.5	36.1	29.6	25.5	27.7	99.1	83.4	50.3	25.1	10.8	3.8	1.1
M	251.6	18.1	15.2	13.1	15.7	70.0	58.2	34.8	16.6	7.0	2.3	0.6
F	140.9	18.0	14.4	12.4	12.0	29.1	25.2	15.5	8.5	3.8	1.5	0.5
1921 T	524.6	49.8	54.3	45.3	37.7	76.6	101.1	80.4	46.3	23.5	7.8	1.8
M	293.4	25.0	27.4	22.8	19.2	39.7	60.0	50.3	29.1	14.6	4.4	0.9
F	231.2	24.8	26.9	22.5	18.5	36.9	41.1	30.1	17.2	8.9	3.4	0.9
1931 T	694.3	52.0	59.2	59.9	62.4	107.5	98.8	112.5	79.2	41.8	17.2	3.8
M	385.2	26.2	30.1	30.2	31.9	58.1	54.1	68.1	49.0	25.6	10.0	1.9
F	309.1	25.8	29.1	29.7	30.5	49.4	44.7	44.4	30.2	16.2	7.2	1.9
1941 T	817.8	59.5	54.8	60.7	66.6	141.3	117.8	100.6	106.0	72.0	30.7	7.8
M	435.0	30.1	27.9	30.6	33.7	70.1	63.3	53.8	61.5	42.4	17.6	4.0
F	382.8	29.4	26.9	30.1	32.9	71.2	54.5	46.8	44.5	29.6	13.1	3.8
1951 T	1,165.2	125.9	99.9	78.6	70.3	171.4	182.1	143.3	112.1	108.4	58.7	14.5
M	597.0	64.2	51.0	39.8	35.8	83.1	88.1	76.3	58.5	60.1	32.5	7.6
F	568.2	61.7	48.9	38.8	34.5	88.3	94.0	67.0	53.6	48.3	26.2	6.9
1956 T	1,398.5	156.8	140.6	108.5	86.4	186.9	209.6	181.2	125.9	105.9	76.6	20.1
M	720.5	80.0	71.5	55.4	44.1	98.3	103.0	93.6	67.4	55.3	41.7	10.2
F	678.0	76.8	69.1	53.1	42.3	88.6	106.6	87.6	58.5	50.6	34.9	9.9
1961 T	1,629.1	186.8	171.7	150.7	112.6	197.4	228.4	209.1	150.6	107.0	85.7	29.1
M	829.1	95.3	87.9	76.9	57.7	101.0	114.9	103.3	79.2	53.6	44.6	14.7
F	800.0	91.5	83.8	73.8	54.9	96.4	113.5	105.8	71.4	53.4	41.1	14.4
1962 T	1,660.0	189.1	174.6	156.5	120.5	198.0	227.0	212.6	156.6	108.5	85.4	31.2
M	844.4	96.8	89.4	79.8	62.0	100.7	114.7	104.6	82.0	55.0	43.7	15.7
F	815.6	92.3	85.2	76.7	58.5	97.3	112.3	108.0	74.6	53.5	41.7	15.5
1963 T	1,699.0	190.7	179.6	161.9	129.7	202.8	225.9	216.3	163.2	110.4	85.1	33.4
M	863.6	97.9	92.1	82.6	66.9	102.8	114.8	105.8	84.8	56.3	42.9	16.7
F	835.4	92.8	87.5	79.3	62.8	100.0	111.1	110.5	78.4	54.1	42.2	16.7
1964 T	1,745.0	191.4	184.0	167.0	140.0	211.9	226.8	220.3	170.5	113.0	84.5	35.6
M	885.3	98.1	94.7	85.3	71.9	107.2	115.6	107.3	87.7	57.9	41.9	17.7
F	859.7	93.3	89.3	81.7	68.1	104.7	111.2	113.0	82.8	55.1	42.6	17.9
1965 T	1,797.0	190.1	191.5	173.1	148.9	224.4	229.0	224.7	178.1	116.2	84.2	36.8
M	910.9	98.1	98.3	88.4	76.1	113.5	117.3	109.4	90.9	59.6	41.3	18.0
F	886.1	92.0	93.2	84.7	72.8	110.9	111.7	115.3	87.2	56.6	42.9	18.8
1966 T	1,873.7	188.8	203.1	182.4	158.4	243.6	235.3	231.0	185.6	121.7	85.5	38.3
M	948.6	97.0	103.0	93.4	80.7	123.7	122.5	113.6	94.0	61.3	40.7	18.7
F	925.1	91.8	100.1	89.0	77.7	119.9	112.8	117.4	91.6	60.4	44.8	19.6
1967 T	1,945.0	185.9	209.1	191.9	167.7	264.8	241.7	238.3	193.5	126.1	85.9	40.1
M	983.6	95.3	106.4	98.1	85.5	134.5	126.3	117.6	97.0	63.3	40.5	19.1
F	961.4	90.6	102.7	93.8	82.2	130.3	115.4	120.7	96.5	62.8	45.4	21.0
1968 T	2,003.0	180.8	212.5	200.6	175.8	283.9	245.2	244.5	200.5	131.3	86.3	41.6
M	1,011.2	92.6	108.3	102.4	89.5	143.9	128.1	121.4	99.7	65.8	40.1	19.4
F	991.8	88.2	104.2	98.2	86.3	140.0	117.1	123.1	100.8	65.5	46.2	22.2
1969 T	2,060.0	177.8	213.4	209.0	183.8	302.7	248.8	249.6	207.4	137.6	86.5	43.4
M	1,038.4	90.9	109.0	106.5	93.7	153.3	129.6	124.8	102.2	68.8	39.7	19.9
F	1,021.6	86.9	104.4	102.5	90.1	149.4	119.2	124.8	105.2	68.8	46.8	23.5
1970 T	2,128.0	177.5	213.5	217.1	193.1	324.6	254.4	254.8	214.6	145.3	87.7	45.5
M	1,071.9	90.9	109.2	110.5	98.4	164.5	132.6	128.3	104.9	72.4	39.8	20.4
F	1,056.1	86.6	104.2	106.6	94.7	160.1	121.8	126.5	109.7	72.9	47.9	25.1
1971 T	2,184.6	175.4	212.2	222.3	201.1	345.3	260.1	257.7	220.8	152.9	89.5	47.3
M	1,100.4	89.7	108.3	113.2	102.8	175.0	135.2	130.9	107.7	76.2	40.5	20.9
F	1,084.2	85.7	103.9	109.1	98.3	170.3	124.9	126.8	113.1	76.7	49.0	26.4
1972 T	2,241.4	176.6	206.5	227.6	209.2	363.8	269.1	259.3	228.7	160.3	91.9	48.1
M	1,127.2	90.3	105.4	116.1	106.5	183.9	139.3	132.5	111.1	79.2	41.8	20.9
F	1,114.2	86.3	101.1	111.5	102.7	179.9	129.8	126.8	117.6	81.1	50.1	27.2
1973 T	2,302.4	178.9	198.9	232.5	217.6	383.2	280.7	263.2	235.3	168.4	94.6	49.0
M	1,156.0	91.4	101.4	118.7	110.4	193.8	144.8	135.1	113.8	82.6	43.1	20.9
F	1,146.4	87.5	97.5	113.8	107.2	189.4	135.9	128.1	121.5	85.8	51.5	28.1
1974 T	2,375.7	179.8	194.9	236.3	225.9	406.7	297.0	266.7	242.3	177.9	98.3	50.2
M	1,190.9	91.9	99.4	120.5	114.5	205.2	152.8	137.5	116.8	86.5	44.8	21.0
F	1,184.8	87.9	95.5	115.8	111.4	201.5	144.2	129.2	125.5	91.4	53.5	29.2
1975 T	2433.2	178.6	193.9	234.6	232.9	427.2	311.0	269.0	246.5	187.0	101.8	50.6
M	1,217.8	91.3	98.8	119.8	118.3	215.0	159.4	139.2	118.5	90.1	46.7	20.7
F	1,215.4	87.3	95.1	114.8	114.6	212.2	151.6	129.8	128.0	96.9	55.1	29.9
1976 T	2,466.6	173.3	194.0	227.9	237.0	440.3	321.6	269.8	251.2	193.5	105.7	51.4
M	1,232.5	88.6	99.2	116.2	121.0	220.8	164.4	139.9	120.7	92.5	48.8	20.4
F	1,234.1	84.7	94.8	111.7	116.9	219.5	157.2	129.9	130.5	101.0	56.9	31.0

Source: Figures for 1901, 1911, 1921, 1931, 1941, 1951, 1956, 1961, 1966, 1971 and 1976 are census counts, while the remainder are estimated by Statistics Canada. The 1972 to 1975 estimates are revised figures based on the 1976 census results. (See "Prominent Features," page 29).

TABLE 10—NUMBER OF LIVE BIRTHS, DEATHS, AND MARRIAGES, AND CORRESPONDING CRUDE RATES, INCLUDING THE STANDARDIZED DEATH RATE[1], BRITISH COLUMBIA, 1921–76

(Rates per 1,000 population)

Year	Population	Live Births		Deaths			Marriages	
		Number	Rate	Number	Rate	Standardized Rate	Number	Rate
1921	525,000	10,653	20.3	4,208	8.0	10.9	3,889	7.4
1922	541,000	10,166	18.8	4,907	9.1	12.2	3,763	7.0
1923	555,000	10,001	18.0	4,997	9.0	12.0	3,943	7.1
1924	571,000	10,119	17.7	5,004	8.8	11.4	4,038	7.1
1925	588,000	10,342	17.6	4,945	8.4	11.0	4,223	7.2
1926	606,000	10,063	16.6	5,474	9.0	11.9	4,418	7.3
1927	623,000	10,084	16.2	5,750	9.2	12.0	4,720	7.6
1928	641,000	10,385	16.2	5,910	9.2	11.7	4,942	7.7
1929	659,000	10,378	15.7	6,397	9.7	12.1	5,155	7.8
1930	676,000	10,867	16.1	6,400	9.5	11.7	4,697	6.9
1931	694,000	10,404	15.0	6,114	8.8	10.5	3,879	5.6
1932	707,000	10,214	14.4	6,150	8.7	10.4	3,604	5.1
1933	717,000	9,583	13.4	6,221	8.7	10.0	4,048	5.6
1934	727,000	9,813	13.5	6,378	8.8	9.9	4,771	6.6
1935	736,000	10,013	13.6	6,857	9.3	10.5	5,034	6.8
1936	745,000	10,571	14.2	7,222	9.7	10.8	5,451	7.3
1937	759,000	11,279	14.9	7,973	10.5	11.5	6,191	8.2
1938	775,000	12,476	16.1	7,460	9.6	10.1	6,135	7.9
1939	792,000	12,373	15.6	7,517	9.5	9.6	7,862	9.9
1940	805,000	13,830	17.2	8,315	10.3	10.2	9,624	12.0
1941	818,000	15,038	18.4	8,505	10.4	10.2	9,769	11.9
1942	870,000	16,808	19.3	8,869	10.2	9.9	10,877	12.5
1943	900,000	18,802	20.9	10,012	11.1	10.7	9,385	10.4
1944	932,000	18,999	20.4	9,697	10.4	9.8	8,434	9.0
1945	949,000	18,877	19.9	9,756	10.3	9.7	9,262	9.8
1946	1,003,000	22,609	22.5	10,137	10.1	9.5	11,762	11.7
1947	1,044,000	26,286	25.2	10,613	10.2	9.3	11,852	11.4
1948	1,082,000	25,984	24.0	11,316	10.5	9.2	11,718	10.8
1949	1,113,000	27,301	24.5	11,315	10.2	8.7	11,376	10.2
1950	1,137,000	27,116	23.8	11,581	10.2	8.6	11,110	9.8
1951	1,165,210	28,077	24.1	11,638	10.0	8.4	11,272	9.7
1952	1,205,000	29,827	24.8	12,080	10.0	8.4	11,081	9.2
1953	1,248,000	31,746	25.4	12,218	9.8	8.1	11,298	9.1
1954	1,295,000	32,946	25.4	12,414	9.6	7.9	10,991	8.5
1955	1,342,000	34,138	25.4	12,816	9.5	7.8	11,011	8.2
1956	1,398,464	36,241	25.9	13,415	9.6	7.9	11,950	8.5
1957	1,482,000	38,744	26.1	13,711	9.3	7.7	12,620	8.5
1958	1,538,000	39,577	25.7	13,741	8.9	7.5	12,094	7.9
1959	1,567,000	39,971	25.5	14,336	9.1	7.5	11,910	7.6
1960	1,602,000	40,116	25.0	14,696	9.2	7.4	11,203	7.0
1961	1,629,100	38,591	23.7	14,403	8.8	7.1	10,935	6.7
1962	1,660,000	38,128	12.0	14,912	9.0	7.1	11,196	6.7
1963	1,699,000	37,478	22.1	15,029	8.8	7.0	11,677	6.9
1964	1,745,000	35,897	20.6	16,051	9.2	7.2	12,158	7.0
1965	1,797,000	33,669	18.7	15,784	8.8	6.9	13,639	7.6
1966	1,873,674	32,502	17.3	16,290	8.7	6.9	14,682	7.8
1967	1,945,000	32,899	16.9	16,170	8.3	7.1	16,026	8.2
1968	2,003,000	33,687	16.8	16,828	8.4	7.2	16,914	8.4
1969	2,060,000	35,383	17.2	17,377	8.4	7.3	18,284	8.9
1970	2,128,000	36,861	17.3	17,020	8.0	6.9	20,020	9.4
1971	2,184,620	34,852	16.0	17,783	8.1	6.5	20,389	9.3
1972	2,241,400	34,563	15.4	18,021	8.0	6.2	20,659	9.2
1973	2,302,400	34,352	14.9	18,095	7.9	6.2	21,303	9.3
1974	2,375,700	35,450	14.9	19,177	8.1	6.3	21,734	9.1
1975	2,433,200	36,281	14.9	19,151	7.9	6.2	21,824	9.0
1976	2,466,610	35,848	14.5	18,788	7.6	6.0	21,536	8.7

[1]Standardized (age-adjusted) to 1956 Census Population of Canada.

GRAPH D—CRUDE LIVE BIRTH, DEATH, AND MARRIAGE RATES, BRITISH COLUMBIA, 1921–76

(Rates per 1,000 population)

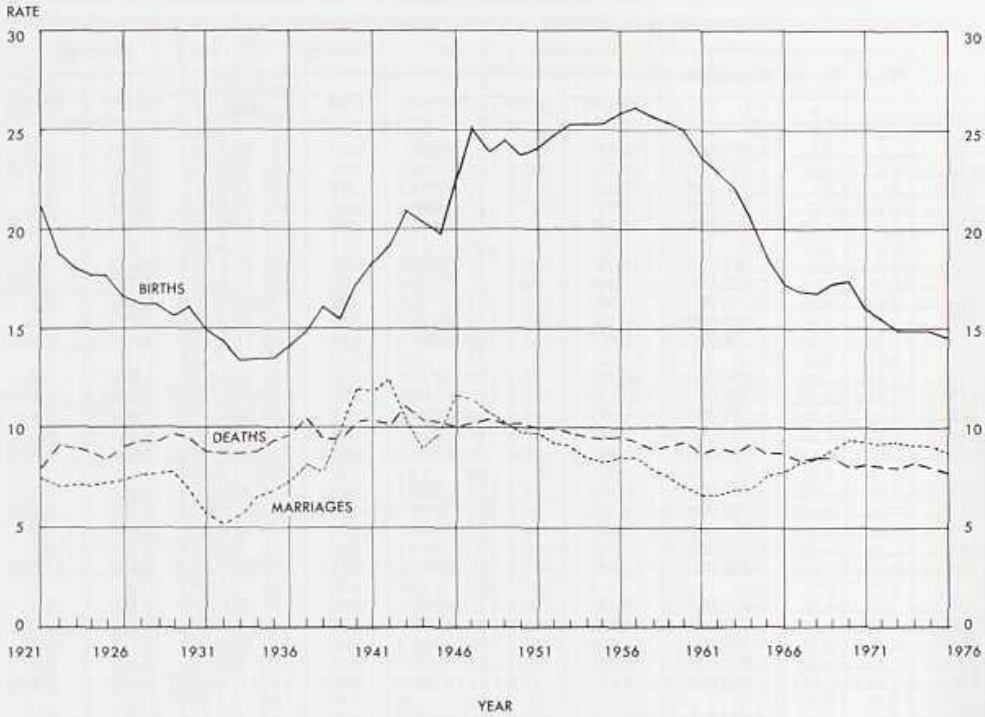

TABLE 11—LIVE BIRTHS AND DEATHS IN INSTITUTIONS COMPARED TO TOTAL LIVE BIRTHS AND DEATHS, BRITISH COLUMBIA, 1926–76

Year	Live Births			Deaths		
	Total	In Institutions	Percentage of Total in Institutions	Total	In Institutions	Percentage of Total in Institutions
Average, 1926–30	10,355	5,545	53.5	5,986	2,466	41.2
" 1931–35	10,005	6,769	67.7	6,290	3,102	49.3
" 1936–40	12,106	9,688	80.0	7,697	4,053	52.7
" 1941–45	17,705	16,158	91.3	9,368	5,350	57.1
" 1946–50	25,859	24,846	96.1	10,992	6,621	60.2
" 1951–55	31,347	30,619	97.7	12,233	7,875	64.4
" 1956–60	38,930	38,359	98.5	13,980	9,379	67.1
" 1961–65	36,753	36,395	99.0	15,236	10,153	66.6
" 1966–70	34,266	34,053	99.4	16,737	12,062	72.1
1971	34,852	34,665	99.5	17,783	12,948	72.8
1972	34,563	34,382	99.5	18,021	13,272	73.6
1973	34,352	34,174	99.5	18,095	13,196	72.9
1974	35,450	35,276	99.5	19,177	14,171	73.9
1975	36,281	36,074	99.4	19,151	14,334	74.8
1976	35,848	35,586	99.3	18,788	14,163	75.4

TABLE 12—LIVE BIRTHS, DEATHS, AND NATURAL INCREASE, BRITISH COLUMBIA, 1921–76

(Rates per 1,000 population)

A—Including Registered Indians

Year	Live Births		Deaths		Natural Increase	
	Number	Rate	Number	Rate	Number	Rate
Average, 1921–25	10,256	18.4	4,812	8.6	5,444	9.8
" 1926–30	10,356	16.2	5,987	9.3	4,369	6.8
" 1931–35	10,005	14.0	6,346	8.9	3,659	5.1
" 1936–40	12,105	15.6	7,697	9.9	4,408	5.7
" 1941–45	17,705	19.8	9,368	10.5	8,337	9.3
" 1946–50	25,859	24.0	10,992	10.2	14,867	13.8
" 1951–55	31,347	25.1	12,233	9.8	19,114	15.3
" 1956–60	38,930	25.7	13,980	9.2	24,950	16.4
" 1961–65	36,753	21.5	15,236	8.9	21,517	12.6
" 1966–70	34,266	17.1	16,737	8.4	17,529	8.8
1971	34,852	16.0	17,783	8.1	17,069	7.8
1972	34,563	15.4	18,021	8.0	16,542	7.4
1973	34,352	14.9	18,095	7.9	16,257	7.1
1974	35,450	14.9	19,177	8.1	16,273	6.8
1975	36,281	14.9	19,151	7.9	17,130	7.0
1976	35,848	14.5	18,788	7.6	17,060	6.9

B—Excluding Registered Indians

1961	36,803	23.1	14,003	8.8	22,800	14.3
1962	36,371	22.4	14,465	8.9	21,906	13.5
1963	35,685	21.5	14,610	8.8	21,075	12.7
1964	34,234	20.1	15,634	9.2	18,600	10.9
1965	31,977	18.2	15,365	8.8	16,688	9.5
1966	30,974	16.9	15,856	8.7	15,118	8.3
1967	31,416	16.5	15,750	8.3	15,666	8.2
1968	32,201	16.4	16,396	8.4	15,805	8.1
1969	33,951	16.9	16,957	8.4	16,994	8.4
1970	35,391	17.0	16,598	8.0	18,793	9.0
1971	33,529	15.7	17,356	8.1	16,173	7.6
1972	33,238	15.2	17,596	8.0	15,642	7.1
1973	33,063	14.7	17,656	7.8	15,407	6.8
1974	34,207	14.7	18,682	8.0	15,525	6.7
1975	35,016	14.7	18,693	7.9	16,323	6.9
1976	34,641	14.4	18,383	7.6	16,258	6.7

C—Registered Indians Only

1961	1,788	47.3	400	10.6	1,388	36.7
1962	1,757	45.1	447	11.5	1,310	33.4
1963	1,793	44.5	419	10.4	1,374	34.1
1964	1,663	40.1	417	10.0	1,246	30.0
1965	1,692	39.6	419	9.8	1,197	28.0
1966	1,528	34.9	434	9.9	1,094	25.0
1967	1,483	33.1	420	9.4	1,063	23.8
1968	1,486	32.7	432	9.5	1,054	23.2
1969	1,432	30.8	420	9.0	1,012	21.8
1970	1,470	31.0	422	8.9	1,048	22.1
1971	1,323	27.3	427	8.8	896	18.5
1972	1,325	26.7	425	8.6	900	18.1
1973	1,289	25.5	439	8.7	850	16.8
1974	1,243	24.2	495	9.6	748	14.6
1975	1,265	24.2	458	8.8	807	15.5
1976	1,207	22.7	405	7.6	802	15.1

NOTE—The term "registered Indian," as used in this Report, refers to Indians by legal status, whether living on or off the reserves.

TABLE 13—LIVE BIRTHS AND DEATHS BY SEX, SHOWING SEX RATIOS, BRITISH COLUMBIA, 1921–76

A—Including Registered Indians

Year	Live Births			Deaths		
	Male	Female	Sex Ratio[1]	Male	Female	Sex Ratio[2]
Average, 1921–25	5,310	4,946	1,073.6	2,970	1,842	1,612.4
" 1926–30	5,266	5,090	1,034.6	3,719	2,268	1,639.8
" 1931–35	5,136	4,869	1,054.8	3,887	2,459	1,580.7
" 1936–40	6,214	5,891	1,054.8	4,790	2,907	1,647.7
" 1941–45	9,082	8,623	1,053.2	5,841	3,527	1,656.1
" 1946–50	13,214	12,645	1,045.0	6,846	4,146	1,651.2
" 1951–55	16,109	15,238	1,057.2	7,635	4,598	1,660.5
" 1956–60	19,888	19,042	1,044.4	8,640	5,340	1,618.0
" 1961–65	18,748	18,004	1,041.3	9,299	5,937	1,566.3
" 1966–70	17,565	16,701	1,051.7	10,053	6,684	1,504.0
1971	18,003	16,849	1,068.5	10,509	7,274	1,444.7
1972	17,660	16,903	1,044.8	10,464	7,557	1,384.7
1973	17,640	16,712	1,055.5	10,759	7,336	1,466.6
1974	18,228	17,222	1,058.4	11,392	7,785	1,463.3
1975	18,492	17,789	1,039.5	11,345	7,806	1,453.4
1976	18,541	17,307	1,071.3	10,947	7,841	1,396.1

B—Excluding Registered Indians

1961	18,785	18,018	1,042.6	8,644	5,359	1,613.0
1962	18,497	17,874	1,034.9	8,942	5,523	1,619.0
1963	18,266	17,419	1,048.6	8,857	5,753	1,539.5
1964	17,520	16,714	1,048.2	9,560	6,074	1,573.9
1965	16,277	15,700	1,036.7	9,290	6,075	1,529.2
1966	15,824	15,150	1,044.5	9,621	6,235	1,543.1
1967	16,097	15,319	1,050.8	9,466	6,284	1,506.4
1968	16,488	15,713	1,049.3	9,803	6,593	1,486.9
1969	17,380	16,571	1,048.8	10,244	6,213	1,648.8
1970	18,257	17,134	1,065.5	9,888	6,710	1,473.6
1971	17,336	16,193	1,070.6	10,261	7,095	1,446.2
1972	16,980	16,258	1,044.4	10,217	7,379	1,384.6
1973	16,966	16,097	1,054.0	10,497	7,159	1,466.3
1974	17,577	16,630	1,056.9	11,097	7,585	1,463.0
1975	17,850	17,166	1,039.8	11,070	7,623	1,452.2
1976	17,930	16,711	1,072.9	10,707	7,676	1,394.9

C—Registered Indians Only

1961	928	860	1,079.1	240	160	1,500.0
1962	892	865	1,031.2	242	205	1,180.5
1963	874	919	951.0	241	178	1,353.9
1964	870	793	1,097.1	245	172	1,424.4
1965	833	859	969.7	233	186	1,252.7
1966	801	727	1,101.8	253	181	1,397.8
1967	734	749	980.0	254	166	1,530.1
1968	735	751	978.7	240	192	1,250.0
1969	747	685	1,090.5	253	167	1,515.0
1970	761	709	1,073.3	243	179	1,357.5
1971	667	656	1,016.8	248	179	1,385.5
1972	680	645	1,054.3	247	178	1,387.6
1973	674	615	1,095.9	262	177	1,480.2
1974	651	592	1,099.7	295	200	1,475.0
1975	642	623	1,030.5	275	183	1,502.7
1976	611	596	1,025.2	240	165	1,454.5

[1]Number of male births per 1,000 female births.
[2]Number of male deaths per 1,000 female deaths.
NOTE—The term "registered Indian," as used in this Report, refers to Indians by legal status, whether living on or off the reserves.

TRENDS OF LIVE BIRTHS AND STILLBIRTHS

TABLE 14—LIVE BIRTHS BY MONTH, BRITISH COLUMBIA, 1961 – 76

A—Including Registered Indians

Year	Total	Month											
		Jan.	Feb.	Mar.	Apr.	May	June	July	Aug.	Sept.	Oct.	Nov.	Dec.
1961	38,591	3,131	3,029	3,295	3,132	3,270	3,274	3,415	3,254	3,369	3,180	3,094	3,148
1962	38,128	3,167	2,822	3,140	3,167	3,340	3,361	3,273	3,264	3,337	3,192	2,955	3,110
1963	37,478	3,009	2,925	3,312	3,139	3,376	3,165	3,238	3,188	3,265	2,970	2,875	3,016
1964	35,897	2,922	2,883	3,157	3,058	3,164	3,118	3,169	2,949	3,081	2,887	2,622	2,887
1965	33,669	2,750	2,728	2,975	2,839	2,955	2,811	2,951	2,776	2,908	2,792	2,533	2,651
1966	32,502	2,683	2,408	2,862	2,738	2,870	2,711	2,820	2,773	2,790	2,749	2,537	2,561
1967	32,899	2,648	2,504	2,836	2,802	2,951	2,812	2,905	2,873	2,775	2,596	2,524	2,673
1968	33,687	2,612	2,542	2,783	2,829	3,052	2,853	2,866	2,885	3,054	2,796	2,665	2,750
1969	35,383	2,812	2,619	3,111	3,027	3,246	2,901	3,095	2,952	2,998	2,974	2,712	2,936
1970	36,861	2,907	2,718	3,161	3,248	3,253	3,114	3,269	2,996	3,151	2,984	2,932	3,128
1971	34,852	3,132	2,845	3,144	2,834	2,909	2,824	3,059	2,794	2,825	2,889	2,817	2,780
1972	34,563	2,731	2,710	3,076	2,830	3,016	2,951	2,980	2,942	2,973	2,915	2,661	2,778
1973	34,352	2,783	2,640	2,980	2,873	3,146	2,927	3,040	2,908	2,774	2,823	2,681	2,777
1974	35,450	2,882	2,656	2,870	3,001	3,117	2,933	3,032	3,041	2,966	3,126	2,885	2,941
1975	36,281	2,891	2,737	3,171	3,143	3,247	3,061	3,126	3,113	3,040	3,048	2,774	2,930
1976	35,848	2,975	2,792	3,096	3,002	3,223	2,958	3,118	3,088	3,103	2,925	2,699	2,869

B—Excluding Registered Indians

1961	36,808	2,993	2,903	3,103	2,987	3,136	3,134	3,270	3,090	3,216	3,028	2,934	3,014
1962	36,363	3,005	2,691	3,011	3,035	3,179	3,190	3,108	3,122	3,194	3,038	2,811	2,979
1963	35,677	2,845	2,774	3,148	2,993	3,219	3,004	3,092	3,043	3,130	2,830	2,749	2,850
1964	34,257	2,787	2,728	3,019	2,898	3,029	2,975	3,021	2,810	2,941	2,768	2,519	2,762
1965	31,955	2,588	2,570	2,840	2,697	2,792	2,679	2,813	2,642	2,766	2,665	2,379	2,524
1966	31,010	2,551	2,313	2,739	2,618	2,735	2,579	2,688	2,663	2,650	2,637	2,403	2,434
1967	31,378	2,526	2,359	2,715	2,666	2,803	2,697	2,761	2,738	2,652	2,473	2,419	2,569
1968	32,201	2,503	2,429	2,666	2,693	2,918	2,746	2,732	2,747	2,919	2,671	2,545	2,632
1969	33,951	2,686	2,507	2,947	2,917	3,123	2,791	2,972	2,834	2,867	2,859	2,617	2,831
1970	35,391	2,778	2,594	3,025	3,109	3,120	3,003	3,134	2,887	3,018	2,876	2,812	3,035
1971	33,529	3,007	2,750	3,015	2,716	2,798	2,714	2,928	2,671	2,735	2,794	2,718	2,683
1972	33,238	2,621	2,603	2,971	2,727	2,900	2,824	2,871	2,824	2,854	2,809	2,559	2,675
1973	33,063	2,670	2,551	2,853	2,772	3,034	2,798	2,946	2,795	2,684	2,727	2,566	2,667
1974	34,207	2,753	2,554	2,762	2,894	3,021	2,834	2,932	2,945	2,868	3,011	2,789	2,844
1975	35,016	2,788	2,632	3,034	3,047	3,143	2,955	3,009	3,019	2,924	2,953	2,677	2,835
1976	34,605	2,864	2,675	2,997	2,907	3,090	2,854	3,026	2,967	3,016	2,830	2,601	2,778

C—Registered Indians Only

1961	1,783	138	126	192	145	134	140	145	164	153	152	160	134
1962	1,765	162	131	129	132	161	171	165	142	143	154	144	131
1963	1,801	164	151	164	146	157	161	146	145	135	140	126	166
1964	1,640	135	155	138	160	135	143	148	139	140	119	103	125
1965	1,714	162	158	135	142	163	132	138	134	142	127	154	127
1966	1,492	132	95	123	120	135	132	132	110	140	112	134	127
1967	1,521	122	145	121	136	148	115	144	135	123	123	105	104
1968	1,486	109	113	117	136	134	107	134	138	135	125	120	118
1969	1,432	126	112	164	110	123	110	123	118	131	115	95	105
1970	1,470	129	124	136	139	133	111	135	109	133	108	120	93
1971	1,323	125	95	129	118	111	110	131	123	90	95	99	97
1972	1,325	110	107	105	103	116	127	109	118	119	106	102	103
1973	1,289	113	89	127	101	112	129	94	113	90	96	115	110
1974	1,243	129	102	108	107	96	99	100	96	98	115	96	97
1975	1,265	103	105	137	96	104	106	117	94	116	95	97	95
1976	1,243	111	117	99	95	133	104	92	121	87	95	98	91

TABLE 15—LEGITIMATE LIVE BIRTHS BY AGE OF MOTHER, BRITISH COLUMBIA, 1931 – 76

(Showing percentage legitimate)

A—Including Registered Indians

Year	Age-group (Years)									Total Legitimate	Legitimate per cent of Live Births
	Under 15	15 – 19	20 – 24	25 – 29	30 – 34	35 – 39	40 – 44	45 and Over	Not Stated		
Average, 1931 – 35	0.8	620.6	2,759.2	2,766.2	1,907.6	1,138.6	425.2	47.8	9.0	9,675.0	96.7
" 1936 – 40	1.6	767.8	3,606.8	3,607.6	2,134.2	1,099.8	365.2	42.0	6.0	11,631.0	96.1
" 1941 – 45	1.0	891.8	5,028.4	5,465.4	3,422.6	1,552.2	410.6	40.2	4.0	16,816.2	95.0
" 1946 – 50	1.0	1,374.2	6,977.4	7,963.6	5,010.4	2,391.0	570.4	50.8	4.2	24,343.0	94.1
" 1951 – 55	2.4	1,911.4	8,204.2	8,990.2	6,361.6	3,084.4	835.6	55.6	3.4	29,448.8	93.9
" 1956 – 60	3.4	3,105.8	10,828.4	10,481.6	7,066.2	3,854.4	1,012.4	68.4	4.0	36,424.6	93.6
" 1961 – 65	1.2	3,189.8	10,711.2	9,295.8	6,063.6	3,302.8	990.0	60.6	0.2	33,615.2	91.5
" 1966 – 70	1.0	3,175.4	10,576.4	8,916.4	4,380.0	2,079.6	587.4	41.8	1.6	29,759.6	86.8
1971	1	3,010	11,602	10,078	4,087	1,461	349	25	3	30,616	87.8
1972	.....	2,998	11,162	10,679	4,187	1,272	308	27	.....	30,633	88.6
1973	2	2,912	10,972	11,015	4,066	1,170	239	18	4	30,398	88.5
1974	2	2,752	11,045	11,543	4,471	1,114	227	13	2	31,167	88.0
1975	1	2,499	11,075	11,987	4,772	1,092	230	14	1	31,671	87.3
1976	3	2,102	10,726	12,141	4,857	1,192	194	12	4	31,231	87.1

B—Excluding Registered Indians

1961	2	3,047	10,861	9,780	6,460	3,527	1,004	64	1	34,746	94.4
1962	.....	3,052	10,983	9,451	6,240	3,421	969	43	.....	34,159	93.9
1963	1	3,025	10,634	9,240	6,027	3,254	991	57	.....	33,229	93.1
1964	2	2,975	10,215	8,633	5,597	3,040	958	48	.....	31,468	91.9
1965	.....	3,210	9,136	8,006	5,018	2,710	821	63	.....	28,964	90.6
1966	2	3,170	9,230	7,786	4,388	2,351	686	57	1	27,671	89.3
1967	.....	3,043	9,972	7,917	4,195	2,139	608	34	.....	27,908	88.8
1968	2	2,925	10,186	8,532	4,227	1,935	562	46	1	29,416	88.2
1969	1	3,006	10,715	9,376	4,270	1,904	489	35	2	29,798	87.8
1970	.....	3,164	11,413	10,046	4,307	1,702	481	29	3	31,145	88.0
1971	1	2,906	11,381	9,934	4,004	1,427	337	24	3	30,017	89.5
1972	.....	2,870	10,934	10,555	4,127	1,250	297	24	.....	30,057	90.4
1973	2	2,810	10,748	10,902	4,017	1,144	227	17	3	29,870	90.3
1974	2	2,656	10,842	11,421	4,431	1,105	219	13	2	30,689	89.8
1975	1	2,395	10,862	11,879	4,733	1,071	223	14	1	31,179	89.0
1976	2	2,021	10,526	12,029	4,823	1,180	188	11	4	30,784	88.9

C—Registered Indians Only

1961	.....	140	360	289	209	114	46	7	.....	1,165	65.3
1962	.....	133	352	308	212	118	36	6	.....	1,165	66.1
1963	.....	133	372	276	220	111	55	3	.....	1,170	65.3
1964	1	117	329	255	184	110	34	6	.....	1,036	62.3
1965	.....	117	314	241	151	109	36	6	.....	974	57.6
1966	.....	113	333	218	124	90	24	3	.....	905	59.2
1967	.....	109	273	186	110	84	31	3	1	797	53.7
1968	.....	123	259	191	104	71	19	2	.....	769	51.7
1969	.....	114	244	177	82	70	21	.....	.....	708	49.4
1970	.....	110	257	153	93	52	16	.....	.....	681	46.3
1971	.....	104	221	144	83	34	12	1	.....	599	45.3
1972	.....	128	228	124	60	22	11	3	.....	576	43.5
1973	.....	102	224	113	49	26	12	1	1	528	41.0
1974	.....	98	203	122	40	9	8	.....	.....	480	38.6
1975	.....	104	213	108	39	21	7	.....	.....	492	38.9
1976	1	81	200	112	34	12	6	1	.....	447	37.0

NOTE—The term "registered Indian," as used in this Report, refers to Indians by legal status, whether living on or off the reserves.

TABLE 16—ILLEGITIMATE LIVE BIRTHS[1] BY AGE OF MOTHER, BRITISH COLUMBIA, 1931 – 76

(Showing percentage illegitimate)

A—Including Registered Indians

Year	Age-group (Years)									Total Illegitimate	Illegitimate per cent of Live Births
	Under 15	15 – 19	20 – 24	25 – 29	30 – 34	35 – 39	40 – 44	45 and Over	Not Stated		
Average, 1931 – 35	3.6	101.8	122.4	48.8	29.0	17.0	5.8	0.8	1.2	330.4	3.3
" 1936 – 40	4.0	133.4	176.6	83.8	42.8	21.8	9.8	1.2	1.4	474.8	3.9
" 1941 – 45	6.6	225.4	355.6	160.8	77.4	44.8	14.4	2.8	0.8	888.6	5.0
" 1946 – 50	7.6	368.4	545.8	312.0	165.8	84.6	26.8	3.2	2.0	1,516.2	5.9
" 1951 – 55	10.8	458.0	628.8	387.4	214.2	126.6	40.6	3.6	1.0	1,890.0	6.1
" 1956 – 60	20.6	728.8	728.2	464.4	305.4	191.8	61.0	4.4	0.6	2,505.2	6.4
" 1961 – 65	22.0	1,021.6	1,023.6	493.6	314.6	190.0	62.6	6.8	0.6	3,137.4	8.5
" 1966 – 70	38.0	1,782.4	1,543.0	634.0	295.4	159.8	50.0	3.6	1.0	4,507.2	13.1
1971	39	1,765	1,386	614	279	115	34	2	2	4,236	12.2
1972	39	1,696	1,239	580	235	104	34	3	.....	3,930	11.4
1973	43	1,621	1,223	642	284	109	32	.....	.....	3,954	11.5
1974	33	1,751	1,403	714	261	91	28	.....	.....	4,281	12.0
1975	40	1,908	1,483	777	278	102	21	1	.....	4,610	12.7
1976	43	1,873	1,526	762	306	89	15	2	1	4,617	12.9

B—Excluding Registered Indians

1961	16	661	628	324	245	142	42	4	.....	2,062	5.6
1962	16	675	658	386	253	168	48	2	1	2,207	6.1
1963	18	812	794	379	242	145	60	6	.....	2,456	6.9
1964	17	977	879	415	246	163	59	10	.....	2,766	8.1
1965	24	1,089	1,040	422	252	138	42	4	2	3,013	9.4
1966	32	1,299	1,049	461	263	142	53	2	2	3,303	10.7
1967	21	1,481	1,093	480	239	152	38	3	1	3,508	11.2
1968	22	1,483	1,375	515	224	117	45	5	1	3,785	11.8
1969	37	1,657	1,449	557	260	142	43	7	1	4,153	12.2
1970	37	1,771	1,482	571	234	122	28	1	.....	4,246	12.0
1971	26	1,478	1,144	497	234	100	29	2	2	3,512	10.5
1972	29	1,390	982	469	186	90	32	3	.....	3,181	9.6
1973	31	1,311	970	534	232	88	27	.....	.....	3,193	10.0
1974	27	1,409	1,125	594	222	76	27	.....	.....	3,480	10.2
1975	30	1,561	1,216	677	244	89	19	1	.....	3,837	11.0
1976	28	1,546	1,247	683	261	75	15	1	1	3,857	11.1

C—Registered Indians Only

1961	4	182	195	107	70	47	11	2	.....	618	34.7
1962	5	158	203	105	68	41	13	4	.....	597	33.9
1963	6	188	228	95	59	35	12	.....	.....	623	34.7
1964	8	175	219	106	68	37	13	1	.....	627	37.7
1965	6	191	274	129	70	34	13	1	.....	718	42.4
1966	10	210	230	90	48	28	7	.....	.....	623	40.8
1967	7	228	255	119	44	21	12	.....	.....	686	46.3
1968	8	229	262	125	52	29	12	.....	.....	717	48.3
1969	7	241	268	127	57	18	6	.....	.....	724	50.6
1970	9	313	252	125	56	28	6	.....	.....	789	53.7
1971	13	287	242	117	45	15	5	.....	.....	724	54.7
1972	10	306	257	111	49	14	2	.....	.....	749	56.5
1973	12	310	253	108	52	21	5	.....	.....	761	59.0
1974	6	340	264	106	33	13	1	.....	.....	763	61.4
1975	10	347	267	100	34	13	2	.....	.....	773	61.1
1976	15	327	279	79	45	14	.....	1	.....	760	63.0

[1]Includes births to unmarried women and births to married women where the husband was not the infant's father.

NOTE—The term "registered Indian," as used in this Report, refers to Indians by legal status, whether living on or off the reserves.

GRAPH E—ILLEGITIMATE LIVE BIRTHS, BRITISH COLUMBIA, 1921 – 76

(Illegitimate births as a proportion of live births)

TABLE 17—LIVE BIRTHS, BY AGE OF MOTHER AND TOTAL BIRTH ORDER[1], BRITISH COLUMBIA, 1971 – 76

Age-group of Mother and Year	Order of Birth of Child											Total	Per Cent of All Births
	1st	2nd	3rd	4th	5th	6th	7th	8th	9th	10th and Over	Not Stt'd		
1972													
Under 15 Years	39	.....	.....	.....	.....	.....	.....	.....	.....	.....	.....	39	0.1
15 – 19 years	3,764	806	110	14	.....	.....	.....	.....	.....	.....	.....	4,694	13.6
20 – 24 "	5,963	4,705	1,325	307	76	18	6	.....	1	.....	.....	12,401	35.9
25 – 29 "	3,668	4,223	2,109	811	277	99	42	20	8	2	.....	11,259	32.6
30 – 34 "	837	1,327	1,071	613	276	152	78	37	19	12	.....	4,422	12.8
35 years and over	197	341	343	286	177	164	76	46	39	79	.....	1,748	5.0
Not stated	.....	.....	.....	.....	.....	.....	.....	.....	.....	.....	.....	.....	.....
Totals	14,468	11,402	4,958	2,031	806	433	202	103	67	93	.....	34,563	100
Per cent of all births	41.8	33.0	14.3	5.9	2.3	1.3	0.6	0.3	0.2	0.3	.....	100	.....
1973													
Under 15 Years	44	1	.....	.....	.....	.....	.....	.....	.....	.....	.....	45	0.1
15 – 19 years	3,639	799	90	4	1	.....	.....	.....	.....	.....	.....	4,533	13.2
20 – 24 "	5,962	4,660	1,232	56	12	3	1	.....	1	.....	.....	12,195	35.5
25 – 29 "	3,977	4,521	2,173	673	81	21	10	5	3	.....	.....	11,657	33.9
30 – 34 "	929	1,413	1,027	507	239	121	59	22	18	13	.....	4,350	12.7
35 years and over	200	306	292	255	181	121	68	51	36	60	.....	1,568	4.6
Not stated	1	2	.....	.....	.....	1	.....	.....	.....	.....	.....	4	(1)
Totals	14,752	11,702	4,814	1,707	670	336	151	84	59	77	.....	34,352	100
Per cent of all births	42.9	34.1	14.0	5.0	2.0	1.0	0.4	0.2	0.2	0.2	.....	100	.....
1974													
Under 15 Years	34	1	.....	.....	.....	.....	.....	.....	.....	.....	.....	35	0.1
15 – 19 years	3,628	792	62	17	1	2	1	.....	.....	.....	.....	4,503	12.7
20 – 24 "	6,427	4,480	1,210	253	54	18	2	3	.....	.....	1	12,448	35.1
25 – 29 "	4,383	4,823	2,086	665	188	69	21	19	1	2	.....	12,257	34.6
30 – 34 "	1,098	1,607	1,049	551	232	99	48	27	10	11	.....	4,732	13.3
35 years and over	242	329	311	224	135	80	58	36	18	40	.....	1,473	4.2
Not stated	.....	.....	.....	.....	.....	.....	.....	.....	.....	.....	2	2	(2)
Totals	15,812	12,032	4,718	1,710	610	268	130	85	29	53	3	35,450	100
Per cent of all births	44.6	34.0	13.3	4.8	1.7	0.8	0.4	0.2	0.1	0.1	(2)	100	.....
1975													
Under 15 Years	41	.....	.....	.....	.....	.....	.....	.....	.....	.....	.....	41	0.1
15 – 19 years	3,615	702	74	15	1	.....	.....	.....	.....	.....	.....	4,407	12.2
20 – 24 "	6,757	4,316	1,180	237	49	14	2	1	.....	1	1	12,558	34.6
25 – 29 "	4,838	4,948	2,064	659	163	57	22	5	6	2	.....	12,764	35.2
30 – 34 "	1,265	1,768	1,144	534	181	85	31	20	9	13	.....	5,050	13.9
35 years and over	234	350	310	199	131	96	48	37	21	34	.....	1,460	4.0
Not stated	.....	.....	.....	.....	.....	.....	.....	.....	.....	.....	1	1	(2)
Totals	16,750	12,084	4,772	1,644	525	252	103	63	36	50	2	36,281	100
Per cent of all births	46.2	33.3	13.2	4.5	1.4	0.7	0.3	0.2	0.1	0.1	(2)	100	.....
1976													
Under 15 years	46	.....	.....	.....	.....	.....	.....	.....	.....	.....	.....	46	0.1
15 – 19 years	3,188	697	80	7	2	.....	.....	.....	.....	.....	1	3,975	11.1
20 – 24 "	6,606	4,238	1,134	213	41	17	2	1	.....	.....	.....	12,252	34.2
25 – 29 "	4,939	4,956	2,112	627	188	49	22	8	.....	2	.....	12,903	36.0
30 – 34 "	1,284	1,873	1,169	521	179	80	34	9	10	4	.....	5,163	14.4
35 years and over	263	388	337	204	126	78	43	31	15	19	.....	1,504	4.2
Not stated	1	.....	1	.....	.....	.....	.....	.....	.....	.....	3	5	(2)
Totals	16,327	12,152	4,833	1,572	536	224	101	49	25	25	4	35,848	100
Per cent of all births	45.5	33.9	113.5	4.4	1.5	0.6	0.3	0.1	0.1	0.1	(2)	100	.....

[1]Order of birth of child is determined on the basis of total births to the mother, which include live births and stillbirths but exclude abortions and miscarriages.
[2]Less than 0.5.

TABLE 18—STILLBIRTH NUMBERS AND RATES, BRITISH COLUMBIA, 1921 – 76

Year	Number of Stillbirths	Number of Live Births	Rate per 1,000 Live Births
28 Weeks' Gestation Period and Over			
Average, 1921 – 25	288	10,256	28.1
" 1926 – 30	286	10,355	27.6
" 1931 – 35	247	10,005	24.7
" 1936 – 40	249	12,106	20.6
" 1941 – 45	307	17,705	17.3
" 1946 – 50	353	25,859	13.7
" 1951 – 55	374	31,347	11.9
" 1956 – 60	418	38,930	10.7
" 1961 – 65	370	36,753	10.1
" 1966 – 70	311	34,266	9.1
1971	310[3]	34,852	8.9
1972	238	34,563	6.9
1973	243	34,352	7.1
1974	252	35,450	7.1
1975	285	36,281	7.9
1976	252	35,848	7.1
20 – 27 Weeks' Gestation Period			
1963	111	37,478	3.0
1964	112	35,897	3.1
1965	124	33,669	3.7
1966	108[1]	32,502	3.3
1967	111[2]	32,899	3.4
1968	117	33,687	3.5
1969	137	35,383	3.9
1970	111[2]	38,861	3.0
1971	132[3]	34,852	3.8
1972	118	34,563	3.4
1973	96	34,352	2.8
1974	112	35,450	3.2
1975	129	36,281	3.6
1976	109	35,848	3.0

[1]There were two stillbirths for which gestation period was not stated.
[2]There was one stillbirth for which gestation period was not stated.
[3]There were four stillbirths for which gestation period was not stated.

TRENDS OF GENERAL MORTALITY

TABLE 19—AGE-SEX SPECIFIC DEATH RATES, BRITISH COLUMBIA, 1921 – 76

(Rates per 1,000 population)

Year	Age-group (Years)																						Total[1]	
	Under 1		1 – 4		5 – 9		10 – 19		20 – 29		30 – 39		40 – 49		50 – 59		60 – 69		70 – 79		80 +			
	M	F	M	F	M	F	M	F	M	F	M	F	M	F	M	F	M	F	M	F	M	F	M	F
Average, 1921 – 25	71.4	56.8	6.1	5.1	2.4	1.9	2.9	2.0	4.3	3.4	4.9	4.2	7.4	6.2	13.4	10.7	28.2	24.5	60.7	56.6	160.9	131.9	9.6	7.5
" 1926 – 30	67.7	54.1	6.4	5.8	2.7	2.3	2.8	2.4	4.5	3.6	4.8	4.0	7.8	6.2	13.5	10.4	29.8	23.8	66.0	54.5	174.4	147.6	10.4	8.0
" 1931 – 35	57.9	45.3	4.8	4.4	2.0	1.8	2.1	1.9	3.5	2.9	4.2	3.5	6.4	4.9	12.0	9.4	26.7	22.7	63.3	52.6	152.1	136.2	9.9	7.6
" 1936 – 40	59.9	45.1	4.6	4.1	2.1	1.9	2.3	1.8	3.1	2.5	3.7	3.1	6.7	4.8	12.8	9.2	28.5	20.7	67.1	53.3	155.3	138.8	11.5	8.2
" 1941 – 45	51.9	40.5	3.5	2.5	1.6	1.3	1.9	1.3	2.9	1.8	3.2	2.5	6.0	4.3	14.0	9.1	30.1	20.1	70.1	53.9	169.1	147.2	12.5	8.3
" 1946 – 50	46.3	34.0	2.4	2.0	1.4	0.9	1.5	0.9	2.2	1.5	2.7	2.0	5.9	4.0	13.1	8.1	29.3	19.4	62.9	48.6	148.8	138.4	12.1	8.0
" 1951 – 55	33.9	25.6	1.7	1.4	0.8	0.4	1.1	0.6	2.3	0.9	2.4	1.5	4.9	3.1	12.5	7.0	29.9	16.7	62.1	45.4	154.4	133.6	12.1	7.6
" 1956 – 1960	29.4	23.9	1.4	1.2	0.7	0.4	1.0	0.4	1.8	0.8	2.1	1.1	4.5	3.2	12.1	6.6	29.0	15.4	61.9	41.4	150.4	128.0	11.1	7.2
" 1961 – 1965	26.3	19.3	1.1	1.1	0.6	0.4	0.8	0.4	2.0	0.6	2.2	1.2	4.5	2.6	11.5	5.9	28.1	14.8	64.4	39.1	140.5	121.0	10.8	7.1
" 1966 – 70	22.2	17.6	1.1	0.8	0.6	0.4	0.9	0.4	1.9	0.7	2.3	1.3	4.7	2.8	11.2	6.1	27.2	13.6	60.7	34.7	145.7	112.9	9.9	6.7
1971	21.5	16.1	1.0	0.8	0.6	0.3	0.9	1.5	2.0	0.8	2.2	1.2	4.8	2.8	11.1	5.8	25.2	12.9	59.6	32.4	142.1	111.1	9.6	6.7
1972	19.2	14.1	1.1	0.7	0.5	0.3	1.2	0.5	2.2	0.7	2.2	1.3	4.6	2.7	10.4	5.9	24.8	13.1	56.0	34.9	141.3	112.6	9.3	6.8
1973	17.5	14.6	0.7	0.7	0.6	0.4	1.3	0.5	2.2	0.7	2.3	1.1	4.9	2.8	10.9	6.0	23.9	12.3	56.2	31.0	140.8	102.5	9.3	6.4
1974	18.7	12.7	1.2	0.6	0.5	0.3	1.4	0.6	2.5	0.9	2.3	1.2	4.6	2.6	11.4	5.9	25.4	12.2	55.8	30.3	144.1	109.4	9.6	6.6
1975	16.1	13.2	0.8	0.8	0.6	0.3	1.1	0.5	2.3	0.7	2.2	1.1	4.4	2.8	10.8	5.5	25.7	12.8	55.6	31.7	145.4	100.5	9.3	6.4
1976	16.6	12.1	0.8	0.7	0.4	0.3	1.1	0.5	1.9	0.6	1.7	1.1	4.2	2.2	9.7	5.2	24.0	12.1	54.9	30.1	145.0	105.1	8.9	6.4

[1]Includes deaths for which age was not stated.

TABLE 20—DEATHS BY MONTH, BRITISH COLUMBIA, 1967–76

Year	Total	Month											
		Jan.	Feb.	Mar.	Apr.	May	June	July	Aug.	Sept.	Oct.	Nov.	Dec.
1967	16,170	1,403	1,225	1,384	1,378	1,330	1,289	1,318	1,251	1,333	1,440	1,366	1,453
1968	16,828	1,405	1,426	1,533	1,428	1,420	1,282	1,398	1,297	1,297	1,392	1,413	1,537
1969	17,377	1,826	1,390	1,598	1,467	1,467	1,420	1,427	1,328	1,338	1,439	1,326	1,454
1970	17,020	1,571	1,403	1,495	1,388	1,449	1,284	1,356	1,326	1,432	1,413	1,343	1,560
1971	17,783	1,456	1,296	1,616	1,809	1,452	1,327	1,461	1,332	1,442	1,534	1,476	1,582
1972	18,021	1,632	1,535	1,446	1,465	1,465	1,428	1,435	1,473	1,386	1,574	1,419	1,763
1973	18,095	1,667	1,368	1,548	1,450	1,458	1,380	1,501	1,527	1,461	1,508	1,631	1,596
1974	19,177	1,654	1,447	1,636	1,644	1,632	1,593	1,595	1,623	1,536	1,581	1,535	1,701
1975	19,151	1,905	1,585	1,635	1,563	1,609	1,553	1,565	1,464	1,511	1,555	1,527	1,679
1976	18,788	1,689	1,701	1,893	1,507	1,506	1,483	1,500	1,517	1,443	1,454	1,432	1,663

TABLE 21A—DEATHS FROM 10 MAIN CAUSES, BRITISH COLUBIA, 1967—76

Year	Diseases of the Heart, 410–443;[1] 393–398, 400.1, 400.9, 402, 404–429[2]		Maglignant Neoplasms 140–205, 292.3, 294;[1] 140–209[2]		Cerebro-vascular Diseases 330–334;[1] 430–438[2]		Accidents E800–E962;[1] E800–E949[2]		Diseases of the Arteries, Arterioles, and Capillaries 450–456;[1] 440–448[3]		Cirrhosis of Liver 581;[1] 571[2]		Suicide E963, E970–E979;[1] E950–E959[2]		Pneumonia 490–493, 763;[1] 480–486[2]		Diabetes 260;[1] 250[2]		Certain Causes of Perinatal Mortality 760–762, 769–776;[1] 760–779[2]	
	Rating	No. of deaths	Rating	No. of deaths	Rating	No. of deaths	Rating	No. of deaths	Rating	No. of deaths	Rating	No. of deaths	Rating	No. of deaths	Rating	No. of deaths	Rating	No. of deaths	Rating	No. of deaths
1967	1	5,914	2	2,992	3	1,843	4	1,354	6	434	9	174	8	259	5	674	10	173	7	373
1968	1	6,108	2	3,013	3	1,871	4	1,416	6	495	10	170	8	305	5	783	9	184	7	360
1969	1	6,154[3]	2	3,270	3	1,784	4	1,447	6	589	9	212	8	335	5	851	10	175	7	338
1970	1	5,809	2	3,321	3	1,807	4	1,519	6	545	9	246	7	341	5	705	10	218	8	320
1971	1	5,812	2	3,362	3	1,851	4	1,645	6	645	9	247	7	381	5	747	10	218	8	363
1972	1	6,089	2	3,444	3	1,995	4	1,700	5	639	8	277	7	356	6	625	10	229	9	271
1973	1	5,988	2	3,578	4	1,817	3	1,852	5	643	8	322	7	428	6	509	9	266	10	262
1974	1	6,317	2	3,716	4	1,980	3	1,995	5	600	7	410	8	407	6	586	10	236	9	275
1975	1	6,175	2	3,838	3	1,998	4	1,864	5	643	7	430	8	412	6	615	9	238	10	235
1976	1	6,254	2	3,916	3	1,899	4	1,484	5	665	6	404	6	404	7	390	8	233	9	229

Year	Per Cent of Total Deaths	Rate per 100,000 Population	Per Cent of Total Deaths	Rate per 100,000 Population	Per Cent of Total Deaths	Rate per 100,000 Population	Per Cent of Total Deaths	Rate per 100,000 Population	Per Cent of Total Deaths	Rate per 100,000 Population	Per Cent of Total Deaths	Rate per 100,000 Population	Per Cent of Total Deaths	Rate per 100,000 Population	Per Cent of Total Deaths	Rate per 100,000 Population	Per Cent of Total Deaths	Rate per 100,000 Population	Per Cent of Total Deaths	Rate per 100,000 Population
1967	36.6	304.1	18.5	153.8	11.4	94.8	8.4	69.6	2.7	22.3	1.1	8.9	1.6	13.3	4.2	34.7	1.1	8.9	2.3	19.2
1968	36.3	304.9	17.9	150.4	11.1	93.4	8.4	70.7	2.9	24.7	1.0	8.5	1.8	15.2	4.7	39.1	1.1	9.2	2.1	18.0
1969	35.4	298.7	18.8	158.7	10.3	86.6	8.3	70.2	3.4	28.6	1.2	10.3	1.9	16.3	4.9	41.2	1.0	8.5	1.9	16.4
1970	34.1	273.0	19.5	156.1	10.6	84.9	8.9	71.4	3.2	25.6	1.4	11.6	2.0	16.0	4.1	33.1	1.2	10.2	1.9	15.0
1971	32.7	266.0	18.9	153.9	10.4	84.7	9.3	75.3	3.6	29.5	1.4	11.3	2.1	17.4	4.2	34.2	1.4	11.1	2.4	16.6
1972	33.8	271.7	19.1	153.7	11.1	89.0	9.4	75.8	3.5	28.5	1.5	12.4	2.0	15.9	3.5	27.9	1.3	10.2	1.5	12.1
1973	33.1	260.1	19.8	155.4	10.0	78.9	10.2	80.4	3.6	27.9	1.8	14.0	2.4	18.6	2.8	22.1	1.5	11.6	1.4	11.4
1974	32.9	265.9	19.4	156.4	10.3	83.3	10.4	84.0	3.1	25.3	2.1	17.3	2.1	17.1	3.1	24.7	1.2	9.9	1.4	11.6
1975	32.2	253.8	20.0	157.7	10.4	82.1	9.7	76.6	3.4	26.4	2.2	17.7	2.2	16.9	3.2	25.3	1.2	9.0	1.2	9.7
1976	33.3	253.5	20.8	158.8	10.1	77.6	7.9	60.2	3.5	27.0	2.2	16.4	2.2	16.4	2.1	15.8	1.2	9.4	1.2	9.3

[1]Code numbers according to the Seventh Revision, International Classification of Diseases, for years 1967–68.
[2]Code numbers according to the Eighth Revision, International Classification of Diseases, for years 1969–76.
[3]Under the Eighth Revision, "arteriosclerotic heart disease with hypertension" (code number 412.1) is included with "heart disease," but under the Seventh Revision it is considered "hypertension" (code number 444).
NOTE—Cause of death adjustments resulting from medical coder's queries are not reflected in this table. *See* Introduction.

TABLE 21B—DEATHS FROM 10 MAIN CAUSES AMONG REGISTERED INDIANS, BRITISH COLUMBIA, 1967–76

Year	Accidents E800–E962;[1] E800–E949[2]		Diseases of the Heart 410–443;[1] 393–398, 400.1 400.9, 402, 404–429[2]		Malignant Neoplasms 140–205, 292.3, 294;[1] 140–209[2]		Cirrhosis of Liver 581;[1] 571[2]		Suicide E963, E970–E979;[1] E950–E959[2]		Cerebrovascular Diseases 330–334;[1] 430–438[2]		Certain Causes of Perinatal Mortality 760–762, 769–776;[1] 760–779[2]		Pneumonia 490–493, 763;[1] 480–486[2]		Homicide E980–3985;[1] E960–E978[2]		Congenital Anomalies 750–759;[1] 740–759[2]	
	Rating	No. of Deaths	Rating	No. of Deaths	Rating	No. of Deaths	Rating	No. of Deaths	Rating	No. of Deaths	Rating	No. of Deaths	Rating	No. of Deaths	Rating	No. of Deaths	Rating	No. of Deaths	Rating	No. of Deaths
1967.....	1	104	2	55	6	22	7	14	8	10	5	23	4	42	3	49	9	9	10	5
1968.....	1	91	2	78	4	34	9	7	6	19	6	19	5	31	3	49	7	17	9	5
1969.....	1	116	2	76[3]	5	18	9	6	7	12	6	16	4	29	3	45	8	10	8	10
1970.....	1	129	2	59	6	17	8	8	9	7	5	24	4	31	3	37	7	12	8	11
1971.....	1	120	2	52	5	28	10	5	8	10	6	24	4	38	3	43	7	11	9	6
1972.....	1	119	2	55	4	32	6	21	7	15	5	22	6	21	3	39	8	11	9	3
1973.....	1	135	2	56	4	25	4	25	7	13	6	21	5	22	3	27	9	7	8	10
1974.....	1	148	2	65	4	25	3	31	6	22	5	24	5	24	4	25	7	14	8	6
1975.....	1	144	2	67	4	26	3	32	9	12	7	16	8	15	5	23	6	18	10	11
1976.....	1	105	2	44	3	35	4	28	5	21	6	20	7	19	8	16	9	10	10	5

Year	Per Cent of Total Deaths	Rate per 100,000 Population	Per Cent of Total Deaths	Rate per 100,000 Population	Per Cent of Total Deaths	Rate per 100,000 Population	Per Cent of Total Deaths	Rate per 100,000 Population	Per Cent of Total Deaths	Rate per 100,000 Population	Per Cent of Total Deaths	Rate per 100,000 Population	Per Cent of Total Deaths	Rate per 100,000 Population	Per Cent of Total Deaths	Rate per 100,000 Population	Per Cent of Total Deaths	Rate per 100,000 Population	Per Cent of Total Deaths	Rate per 100,000 Population
1967.....	24.8	232.4	13.1	122.9	5.2	49.2	3.3	31.3	2.4	22.3	5.5	51.4	10.0	93.9	11.6	109.5	2.1	20.1	1.2	11.2
1968.....	21.1	200.0	18.0	171.4	7.9	74.7	1.6	15.4	4.4	41.8	4.4	41.8	7.2	68.1	11.3	107.7	3.9	37.4	1.2	11.0
1969.....	27.6	249.9	17.4	163.7	4.3	38.8	1.4	12.9	2.9	25.9	3.8	34.5	6.9	62.5	10.7	96.9	2.4	21.5	2.4	21.5
1970.....	30.6	272.3	14.0	124.6	4.0	35.9	1.9	16.9	1.7	14.8	5.7	50.7	7.3	65.5	8.8	78.1	2.8	25.3	2.6	23.2
1971.....	28.1	247.5	12.2	107.2	6.6	57.7	1.2	10.3	2.3	20.6	5.6	49.5	8.9	78.4	10.1	88.7	2.6	22.7	1.4	12.4
1972.....	28.0	239.7	12.9	110.8	7.5	64.5	4.9	42.3	3.5	30.2	5.2	44.3	4.9	42.3	9.2	78.6	2.6	22.2	0.7	6.0
1973.....	30.8	267.0	12.7	110.8	5.7	49.4	5.7	49.4	3.0	25.7	4.8	41.5	5.0	43.5	6.2	53.4	1.6	13.8	2.3	19.8
1974.....	29.9	288.4	13.1	126.7	5.1	48.7	6.3	60.4	1.0	9.8	4.8	46.7	4.8	46.8	5.1	48.7	2.8	27.6	1.2	11.8
1975.....	31.4	275.9	14.6	128.4	5.7	49.8	7.0	61.3	2.6	23.0	3.5	30.7	3.3	28.7	5.0	44.1	3.9	34.5	2.4	21.1
1976.....	25.9	195.9	10.9	82.1	8.6	65.3	6.9	52.2	5.2	39.2	4.9	37.3	4.7	35.4	4.0	29.8	2.5	18.7	1.2	9.3

[1]Code numbers according to the Seventh Revision, International Classification of Diseases, for years 1967–68.
[2]Code numbers according to the Eighth Revision, International Classification of Diseases, for years 1969–76.
[3]See footnote 3 to Table 21A.
NOTE 1—The term "registered Indian," as used in this Report, refers to Indians by legal status, whether living on or off reserve.
NOTE 2—Cause of death adjustments resulting from medical coder's queries are not reflected in this table. *See* Introduction.

TABLE 22—DEATHS FROM MAJOR CARDIOVASCULAR-RENAL DISEASES, BRITISH COLUMBIA, 1972–76

Eighth Revision, Intermed. Int. List No.	Cause of Death	1972	1973	1974	1975	1976
A80	Active rheumatic fever	1	.....	.....	.....	.....
A81, A82a, A83, A84	Diseases of the heart	6,089	5,988	6,317	6,175	6,254
A82b	Other hypertensive disease	62	49	46	42	58
A85	Cerebrovascular disease	1,995	1,817	1,980	1,998	1,899
A86	Diseases of the arteries, arterioles, and capillaries	639	643	600	643	665
A87, A88	Other diseases of the circulatory system	67	65	73	83	99
A105, A106	Nephritis and nephrosis	61	52	60	77	63
	Totals	8,914	8,614	9,076	9,018	9,038
	Per cent of all deaths	49.5	47.6	47.3	47.1	48.1
	Rate per 100,000 population	397.7	374.1	382.0	370.6	366.4

NOTE—Cause of death adjustments resulting from medical coder's queries are not reflected in this table. *See* Introduction.

TABLE 23—DEATHS FROM DISEASES OF THE HEART BY SEX AND AGE-GROUP, BRITISH COLUMBIA, 1972–76

Age-group (Years)		Total Deaths From Diseases of the Heart					Rate per 100,000 Population				
		1972	1973	1974	1975	1976	1972	1973	1974	1975	1976
0–39	M	30	40	45	38	44	4.0	5.3	5.7	4.7	5.6
	F	11	15	20	8	17	1.5	2.1	2.6	1.0	2.2
40–49	M	178	144	149	134	126	134.3	106.6	108.4	96.3	90.1
	F	28	31	34	28	27	22.1	24.2	26.3	21.6	20.8
50–59	M	422	445	474	467	427	379.8	391.0	405.8	394.1	333.9
	F	114	102	110	120	100	96.9	84.0	87.6	93.8	76.6
60–69	M	794	820	901	908	876	1,002.5	992.7	1,041.6	1,007.8	946.6
	F	311	313	314	364	332	383.5	364.8	343.5	375.6	328.7
70–79	M	943	1,009	1,002	976	1,084	2,256.0	2,341.1	2236.6	2,089.9	2,219.7
	F	681	611	672	673	629	1,359.3	1,186.4	1,256.1	1,221.4	1,104.8
80 and over	M	1,238	1,195	1,231	1,202	1,204	5,923.4	5,717.7	5,861.9	5,806.8	5,900.5
	F	1,339	1,263	1,364	1,257	1,388	4,922.8	4,340.2	4,671.2	4,204.0	4,475.3
Totals	M	3,605	3,653	3,802	3,725	3,761	319.8	316.0	319.3	305.9	305.1
	F	2,484	2,335	2,515[1]	2,450	2,493	222.9	203.7	212.3	201.6	202.0
	T	6,089	5,988	6,317	6,175	6,254	271.7	260.1	265.9	253.8	253.5

[1]Total includes one female for whom age was not stated.

NOTE—Cause of death adjustments resulting from medical coder's queries are not reflected in this table. *See* Introduction.

TABLE 24—DEATHS FROM CEREBROVASCULAR DISEASES, BY SEX AND AGE-GROUP, BRITISH COLUMBIA, 1972–76

Age-group (Years)		Total Deaths From Cerebrovascular Disease					Rate per 100,000 Population				
		1972	1973	1974	1975	1976	1972	1973	1974	1975	1976
0–39	M	14	12	8	11	14	1.9	1.6	1.0	1.4	1.7
	F	19	9	11	16	10	2.7	1.2	1.5	2.1	1.3
40–49	M	13	28	21	18	8	9.8	20.7	15.3	12.9	5.7
	F	23	27	26	19	18	18.1	21.1	20.1	14.6	13.9
50–59	M	45	54	58	45	38	40.5	47.5	49.7	38.0	31.5
	F	51	66	42	49	44	43.4	54.3	33.5	38.3	33.7
60–69	M	140	138	151	141	125	176.8	167.1	174.6	156.5	135.1
	F	121	99	97	121	122	149.2	115.4	106.1	124.9	120.8
70–79	M	259	216	246	272	250	619.6	501.2	549.1	582.4	511.9
	F	248	240	247	267	243	495.0	466.0	461.7	484.6	426.8
80 and over	M	451	403	413	418	402	2,157.9	1,928.2	1,966.7	2,019.3	1,970.1
	F	611	525	660	621	625	2,246.3	1,868.3	2,260.3	2,076.9	2,015.2
Totals	M	922	851	897	905	837	81.8	73.6	75.3	74.3	167.9
	F	1,073	966	1,083	1,093	1,062	96.3	84.3	91.4	89.9	86.1
	T	1,995	1,817	1,980	1,998	1,899	89.0	78.9	83.3	82.1	77.0

NOTE—Cause of death adjustments resulting from medical coder's queries are not reflected in this table. *See* Introduction.

TABLE 25—DEATHS FROM DISEASES OF THE ARTERIES, ARTERIOLES, AND CAPILLARIES, BY SEX AND AGE-GROUP, BRITISH COLUMBIA, 1972–76

Age-group (Years)		Total Deaths From Diseases of the Arteries, Arterioles, and Capillaries					Rate per 100,000 Population				
		1972	1973	1974	1975	1976	1972	1973	1974	1975	1976
0–39	M	2	2	2	2	6	0.3	0.3	0.3	0.2	0.8
	F	.....	2	2	3	2	.....	0.3	0.3	0.4	0.3
40–49	M	4	6	2	1	5	3.0	4.4	1.5	0.7	3.6
	F	2	2	1	5	3	1.6	1.6	0.8	3.9	2.3
50–59	M	14	15	18	19	22	12.6	13.2	15.4	16.0	18.2
	F	9	6	10	12	8	7.7	4.9	8.0	9.4	6.1
60–69	M	54	68	60	69	63	68.2	82.3	69.4	76.6	68.1
	F	22	20	15	25	20	27.1	23.3	16.4	25.8	19.8
70–79	M	106	95	97	108	102	253.6	220.4	216.5	231.3	208.9
	F	56	44	39	52	57	111.8	85.4	72.9	94.4	100.1
80 and over	M	158	190	166	155	179	756.0	909.1	790.5	748.8	877.2
	F	212	193	188	192	198	779.4	686.8	643.8	642.1	638.4
Totals	M	338	376	345	354	377	30.0	32.5	29.0	29.1	30.6
	F	301	267	255	289	288	27.0	23.3	21.5	23.8	23.3
	T	639	643	600	643	665	28.5	27.9	25.3	26.4	27.0

NOTE—Cause of death adjustments resulting from medical coder's queries are not reflected in this table. *See* Introduction.

TABLE 26—DEATHS FROM MALIGNANT NEOPLASMS, BY SITE AND SEX, BRITISH COLUMBIA, 1972–76

A—Numbers

Eighth Revision, Intermed. List No.	Malignant Neoplasm of—	1972		1973		1974		1975		1976	
		M	F	M	F	M	F	M	F	M	F
A45	Bucal cavity and pharynx	41	22	44	28	26	17	50	19	44	16
A46	Oesophagus	41	24	44	17	51	36	47	16	45	29
A47	Stomach	149	85	173	82	164	91	166	99	145	98
A48	Intestine, except rectum	145	161	175	216	202	208	174	197	183	198
A49	Rectum and rectosigmoid junction	101	70	115	65	83	61	91	52	92	65
A50	Larynx	15	6	22	4	25	2	21	9	17	2
A51	Trachea, and of bronchus and lung not specified as secondary	542	142	597	143	591	161	631	188	707	193
A52	Bones	6	5	9	1	9	6	7	7	11	8
A53	Skin	24	24	29	16	22	22	27	27	15	21
A54	Breast	.....	305	.....	322	2	358	3	321	1	352
A55	Cervix uteri	.....	60	.....	53	.....	43	.....	49	.....	47
A56	Other and unspecified parts of uterus	.....	42	.....	50	.....	34	.....	47	.....	53
A57	Prostate	216	.....	195	.....	226	.....	253	.....	235	.....
A58	Other and unspecified sites	410	419	397	432	472	461	496	462	474	508
A59	Leukaemia and aleukaemia	100	56	80	63	87	65	111	64	81	47
A60	Lymphosarcoma and other neoplasms of lymphatic and haematopoietic system	146	87	128	78	115	76	124	80	134	95
	Totals	1,936	1,508	2,008	1,570	2,075	1,641	2,201	1,637	2,184	1,732
	Per cent of all deaths	18.5	20.0	18.7	21.4	18.2	21.1	19.4	21.0	20.0	22.1

B—Rate per 100,000 Population

A45	Bucal cavity and pharynx	3.6	2.0	3.8	2.4	2.2	1.4	4.1	1.6	3.6	1.3
A46	Oesophagus	3.6	2.2	3.8	1.5	4.3	3.0	3.9	1.3	3.7	2.3
A47	Stomach	13.2	7.6	14.9	7.2	13.8	7.7	13.6	8.1	11.8	7.9
A48	Intestine, except rectum	12.9	14.4	15.1	18.8	17.0	17.6	14.3	16.2	14.8	16.0
A49	Rectum and rectosigmoid junction	9.0	6.3	9.9	5.7	7.0	5.1	7.5	4.3	7.5	5.3
A50	Larynx	1.3	0.5	1.9	0.3	2.1	0.2	1.7	0.7	1.4	0.2
A51	Trachea, and of bronchus and lung not specified as secondary	48.1	12.7	51.6	12.5	49.6	13.6	51.8	15.5	57.4	15.6
A52	Bones	0.5	0.4	0.8	0.1	0.8	0.5	0.6	0.6	0.9	0.6
A53	Skin	2.1	2.2	2.5	1.4	1.8	1.9	2.2	2.2	1.2	1.7
A54	Breast	.....	27.4	.....	28.1	0.2	30.2	0.2	26.4	0.1	28.5
A55	Cervix uteri	.....	5.4	.....	4.6	.....	3.6	.....	4.0	.....	3.8
A56	Other and unspecified parts of uterus	.....	3.8	.....	4.4	.....	2.9	.....	3.9	.....	4.3
A57	Prostate	19.2	.....	16.8	.....	19.0	.....	20.8	.....	19.1	.....
A58	Other and unspecified sites	36.4	37.6	34.3	37.7	39.6	38.9	40.7	38.0	38.5	41.2
A59	Leukaemia and aleukaemia	8.9	5.0	6.9	5.5	7.3	5.5	9.1	5.3	6.6	3.8
A60	Lymphosarcoma and other neoplasms of lymphatic and haematopoietic system	13.0	7.8	11.1	6.8	9.7	6.4	10.2	6.6	10.9	7.7
	Totals	171.8	135.3	173.4	136.9	174.2	138.5	180.7	134.7	177.2	140.3

NOTE—Cause of death adjustments resulting from medical coder's queries are not reflected in this table. *See* Introduction.

DEATHS FROM ACCIDENTS AND VIOLENCE

In order to obtain as much information as possible regarding deaths from accidents and violence, a dual coding is used. These deaths are classified according to the *external cause* and also according to the *nature of the injury*. Statistics showing both types of classification are presented in the detailed tables in Part III of this Report

TABLE 27—RATES OF DEATH FROM ACCIDENTS AND VIOLENCE, BY EXTERNAL CAUSE, BRITISH COLUMBIA, 1972–76

(Rates per 100,000 population)

Eighth Revision, Intermed. Int. List No.	External Cause of Death	1972		1973		1974		1975		1976	
		No.	Rate	No.	Rate	No.	Rate	No.	Rate	No.	Rate
AE138	Motor-vehicle accident	697	31.1	806	35.0	870	36.6	770	31.6	638	25.9
AE129	Other transport accident	94	4.2	103	4.5	138	5.8	133	5.5	85	3.4
AE140	Accidental poisoning	273	12.2	247	10.7	219	9.2	228	9.4	147	6.0
AE141	Accidental fall	250	11.2	308	13.4	315	13.3	324	13.3	269	10.9
AE142	Accident caused by fire	92	4.1	110	4.8	102	4.3	109	4.5	85	3.4
AE143	Accidental drowning and submersion	79	3.5	90	3.9	125	5.3	108	4.4	86	3.5
AE144	Accident caused by firearm missile	18	0.8	6	0.3	8	0.3	4	0.2	5	0.2
AE145	Accident, mainly of industrial type	118	5.3	105	4.6	89	3.7	92	3.8	85	3.4
AE146	All other accidents	79	3.5	77	3.3	129	5.4	96	3.9	84	3.4
AE147	Suicide	356	15.9	428	18.6	407	17.1	412	16.9	404	16.4
AE148	Homicide	92	4.1	91	4.0	100	4.2	101	4.2	86	3.5
AE149	Injury, undetermined whether accidentally or purposely inflicted	22	1.0	49	2.1	80	3.4	74	3.0	95	3.9
AE150	Injury resulting from operations of war	2	0.1	.....	.....	.....	.....	1	([1])	2	0.1
	Totals	2,172	96.9	2,420	105.1	2,582	108.7	2,452	100.8	2,071	84.0

[1]Less than 0.005.

NOTE—Cause of death adjustments resulting from medical coder's queries are not reflected in this table. *See* Introduction.

TABLE 28—DEATHS FROM SPECIFIED INFECTIOUS AND NOTIFIABLE DISEASES, BRITISH COLUMBIA, 1972–76

Eighth Revision, Intermed. Int. List No.	Cause of Death	1972	1973	1974	1975	1976
A3	Paratyphoid fever	.....	.....	.....	2	.....
A4	Bacilary dysentery and amoebiasis	.....	.....	.....	1	.....
A5	Enteritis and other diarrhoeal diseases	30	42	35	43	29
A6–A10	Tuberculosis	40	26	26	25	32
A15	Diphtheria	.....	1	4	1	3
A16	Whooping-cough	.....	1	1	.....	.....
A17	Streptococcal sore throat and scarlet fever	.....	.....	1	.....	.....
A19	Meningococcal infections	9	10	6	5	3
A20	Tetanus	1	.....	.....	.....	.....
A21	Other bacterial diseases	5	7	11	7	9
A23	Late effects of acute poliomyelitis and encephalitis	1	1	2	1	4
A25	Measles	1	2	2	.....	.....
A27	Viral encephalitis	7	1	2	3	2
A28	Infectious hepatitis	10	21	13	8	4
Resid. in A22–A29	Other viral diseases	9	12	12	13	9
A34–A37	Venereal disease—Syphilis	5	4	3	2	3
A40	Hydatidosis	1	1	.....	.....	.....
Resid. in A1–A44	Other infective and parasitic diseases	8	8	8	7	3
A45–A60	Malignant neoplasms	3,444	3,578	3,716	3,838	3,916
A90	Influenza	94	81	59	94	224
	Pneumonia—					
A91	Viral	22	22	19	14	17
A92	Other	603	487	567	601	373
	Totals	4,290	4,305	4,487	4,665	4,631

NOTE—Cause of death adjustments resulting from medical coder's queries are not reflected in this table. *See Introduction.*

TRENDS OF INFANT AND MATERNAL MORTALITY

TABLE 29—PERINATAL,[1] NEONATAL, INFANT, AND MATERNAL DEATH RATES, BRITISH COLUMBIA, 1967–76

(Total, excluding registered Indians, and registered Indians only)

Item	1967	1968	1969	1970	1971	1972	1973	1974	1975	1976
Perinatal death rates per 1,000 *total* births—										
Total	25.6	23.8	21.9	21.0	24.3	19.6	19.4	19.2	19.1	18.3
Excluding registered Indians	24.9	22.9	22.9	20.3	23.6	19.0	18.9	18.4	18.6	17.8
Registered Indians	43.3	42.8	43.0	37.0	50.3	34.8	30.7	40.6	33.4	33.4
Neonatal death rates per 1,000 *live* births—										
Total	14.4	13.2	12.1	11.4	13.2	11.0	11.1	10.3	9.3	9.3
Excluding registered Indians	13.6	12.5	11.7	10.7	12.4	10.7	10.6	9.8	9.0	8.9
Registered Indians	33.0	26.9	23.0	29.3	31.7	19.6	23.3	22.5	18.2	19.9
Infant death rates per 1,000 *live* births—										
Total	21.4	19.6	18.1	16.9	18.7	16.8	16.7	16.1	14.4	13.8
Excluding registered Indians	19.1	18.2	16.5	15.3	17.2	15.6	15.8	14.9	13.4	12.8
Registered Indians	70.1	49.8	55.9	55.1	56.7	46.0	41.9	49.9	42.7	42.3
Maternal death rates per 1,000 *live* births—										
Total	0.2	0.3	0.3	0.1	0.2	0.1	0.1	0.1	0.1	0.1
Excluding registered Indians	0.1	0.2	0.2	0.1	0.2	0.1	0.1	0.1	0.1	0.1
Registered Indians	0.7	2.7	2.1	.....	.....	.....	0.8	.....	.....	.....

[1]Includes deaths of infants under seven days old and stillbirths of 20 or more weeks' gestation.

NOTE—The term "registered Indian," as used in this Report, refers to Indians by legal status, whether living on or off reserves.

TABLE 30—INFANT DEATHS, BY SEX AND MONTH OF DEATH, BRITISH COLUMBIA, 1972–76

Year		Total	Jan.	Feb.	Mar.	Apr.	May	June	July	Aug.	Sept.	Oct.	Nov.	Dec.
1972	T	580	50	50	42	50	47	47	55	44	41	58	41	55
	M	343	23	26	23	32	30	29	38	28	25	34	24	31
	F	237	27	24	19	18	17	18	17	16	16	24	17	24
1973	T	575	51	46	57	58	48	38	47	43	46	42	46	53
	M	319	31	26	23	33	28	19	27	24	24	30	26	28
	F	256	20	20	34	25	20	19	20	19	22	12	20	25
1974	T	572	42	38	61	50	53	43	37	44	42	55	44	63
	M	349	25	22	30	37	31	22	23	28	26	35	27	43
	F	223	17	16	31	13	22	21	14	16	16	20	17	20
1975	T	524	42	44	50	48	50	47	41	35	37	53	41	36
	M	295	26	26	30	26	25	26	21	22	20	27	27	19
	F	229	16	18	20	22	25	21	20	13	17	26	14	17
1976	T	495	37	49	43	46	38	41	36	43	49	41	31	41
	M	292	26	26	23	30	18	21	23	31	27	18	21	28
	F	203	11	23	20	16	20	20	13	12	22	23	10	13

TABLE 31—INFANT DEATHS, BY CAUSE, BRITISH COLUMBIA, 1972–76

(Total, and registered Indians[1] only)

Eighth Revision Det. Int. List No.	Cause of Death	Total					Registered Indians Only				
		1972	1973	1974	1975	1976	1972	1973	1974	1975	1976
009.1, 009.2, 563	Diarrhoea and enteritis	5	7	8	10	3	1	1	.....	3	1
033	Whooping-cough	.....	1	1	.....	.....	.....	.....	1	.....	.....
036	Meningococcal infections	2	3	1	1	.....	.....	.....	.....	.....	.....
055	Measles	.....	.....	.....	.....	.....	.....	.....	.....	.....	.....
254	Diseases of the thymus gland	.....	1	.....	1	.....	.....	.....	.....	1	.....
466, 490, 491	Bronchitis	12	14	5	4	2	6	5	2	2	2
470–474	Influenza	.....	1	.....	.....	.....	.....	1	.....	.....	.....
480–486	Pneumonia	54	32	33	28	22	15	7	7	10	6
740–759	Congenital anomalies	133	145	107	110	116	2	1	2	7	3
764–768, 770–772	Birth injuries and difficult labour, conditions of placenta and cord	93	76	40	50	42	7	4	7	4	8
776	Anoxic and hypoxic conditions, not elsewhere classified	40	48	112	91	96	2	5	5	9	6
777	Immaturity	22	24	52	42	34	3	2	4	2	.....
800–949	Accidents	22	24	32	24	15	7	3	6	2	4
	Other causes	197	199	181	163	165	18	25	28	14	21
	Totals	580	575	572	524	495	61	54	62	54	51
	Live births	34,563	34,352	35,450	36,277	35,848	1,325	1,289	1,243	1,265	1,207
	Rate per 1,000 live births	16.8	16.7	16.1	14.4	13.8	46.0	41.9	49.9	42.7	42.3

[1]The term "registered Indian," as used in this Report, refers to Indians by legal status, whether living on or off reserves.
NOTE—Cause of death adjustments resulting from medical coder's queries are not reflected in this table. *See* Introduction.

TABLE 32—INFANT DEATHS, BY AGE AT DEATH AND SEX, BRITISH COLUMBIA, 1921 – 76

(Rates per 1,000 live births)

Year	Under 1 Day				1 day and Under 1 Week				1 Week and Under 28 Days				28 Days and Under 2 Months				2 Months and Under 4 Months				4 Months and Under 6 Months				6 Months and Under 12 Months				Total			
	Number		Rate		Number		Rate		Number		Rate		Number		Rate		Number		Rate		Number		Rate		Number		Rate		Number		Rate	
	M	F	M	F	M	F	M	F	M	F	M	F	M	F	M	F	M	F	M	F	M	F	M	F	M	F	M	F	M	F	M	F
Average, 1921 – 25...	[1]	[1]	[1]	[1]	144.0[2]	111.0[2]	27.1[2]	22.4[2]	51.8	39.4	9.8	8.1	28.6	17.4	5.5	3.4	41.0	28.6	7.7	5.7	28.2	20.8	5.3	4.3	61.4	48.8	11.5	9.7	355.0	266.0	66.9	53.6
" 1926 – 30...	63.4	54.6	12.0	10.8	67.4	52.2	12.9	10.2	44.2	28.4	8.4	5.5	25.4	19.0	4.7	3.7	41.4	28.8	7.8	5.7	25.8	19.2	4.9	3.7	55.4	45.8	10.1	9.1	323.0	248.0	60.8	48.7
" 1931 – 35...	61.6	44.6	12.1	9.3	60.2	42.0	11.7	8.6	27.2	18.6	5.3	3.9	15.2	15.4	2.9	3.1	30.8	21.0	6.0	4.3	23.4	15.6	4.5	3.3	46.2	41.4	9.0	8.4	264.6	198.6	51.5	40.9
" 1936 – 40...	64.6	42.4	10.5	7.1	68.4	45.8	10.9	7.8	29.4	22.2	4.7	3.7	23.0	18.8	3.7	3.2	40.6	27.8	6.6	4.8	25.0	20.8	4.0	3.6	58.0	45.2	9.3	7.6	309.0	223.0	49.7	37.8
" 1941 – 45...	111.2	76.4	12.2	8.8	81.4	58.8	9.0	6.8	42.4	29.6	4.6	3.5	28.8	20.8	3.2	2.4	44.2	40.8	4.9	4.8	34.0	25.0	3.7	2.9	48.8	41.4	5.4	4.8	390.8	292.8	43.0	34.0
" 1946 – 50...	142.2	96.4	10.7	7.7	119.6	86.4	9.0	6.8	51.8	36.2	3.9	2.8	35.4	25.0	2.8	2.0	59.4	36.8	4.5	2.9	39.6	35.2	3.0	2.8	59.4	45.0	4.5	3.5	507.4	361.0	38.4	28.5
" 1951 – 55...	140.2	104.4	8.8	6.9	131.0	81.0	8.2	5.3	44.0	34.8	2.7	2.3	39.0	26.8	2.4	1.8	56.8	40.0	3.5	2.6	33.0	31.4	2.1	2.0	49.2	43.8	3.0	2.9	493.8	362.2	30.7	23.8
" 1956 – 60...	178.2	138.4	9.0	7.3	133.8	100.8	6.7	5.3	56.4	40.2	2.8	2.1	44.4	37.6	2.2	2.0	69.2	47.8	3.5	2.5	35.8	33.6	1.8	1.8	49.8	45.4	2.5	2.4	547.6	443.8	28.5	23.3
" 1961 – 65...	183.8	129.6	9.8	7.2	106.8	76.2	5.7	4.2	36.4	26.2	1.9	1.4	38.0	27.6	2.0	1.6	61.2	39.8	3.3	2.2	32.6	20.8	1.8	1.2	35.8	28.0	1.9	1.5	495.2	348.2	26.4	19.3
" 1966 – 70...	154.8	108.2	8.8	6.5	78.8	61.4	4.5	3.7	28.2	23.6	1.6	1.4	29.2	21.6	1.7	1.3	45.8	36.4	2.6	2.2	25.2	21.0	1.4	1.3	25.4	21.8	1.4	1.3	387.4	294.0	22.1	17.6
1971	165	109	9.2	6.5	79	64	4.4	3.8	27	15	1.5	0.9	20	25	1.1	1.5	41	33	2.3	2.0	24	11	1.3	0.7	25	15	1.4	0.9	381	272	21.2	16.1
1972	118	90	6.6	5.3	81	40	4.6	2.4	25	27	1.4	1.6	25	24	1.4	1.4	58	25	3.3	1.5	18	15	1.0	0.9	18	16	1.0	0.9	343	237	19.4	14.0
1973	121	96	6.9	5.7	61	55	3.5	3.3	29	18	1.6	1.1	24	29	1.4	1.7	39	31	2.2	1.9	20	12	1.1	0.7	25	15	1.4	0.9	319	256	18.1	15.3
1974	141	69	7.7	4.0	67	48	3.7	2.8	18	21	1.0	1.2	36	23	2.0	1.3	48	30	2.6	1.7	16	10	0.9	0.6	23	22	1.3	1.3	349	223	19.1	12.9
1975	100	83	5.4	4.7	58	48	3.1	2.7	30	18	1.6	1.0	19	22	1.0	1.2	49	31	2.6	1.7	16	9	0.9	0.5	23	18	1.2	1.0	295	229	16.0	12.9
1976	115	84	6.2	4.9	67	35	3.6	2.0	19	12	1.0	0.7	27	16	1.5	0.9	30	26	1.6	1.5	21	12	1.1	0.7	13	18	0.7	1.0	292	203	15.7	11.7

[1]Figures not available.
[2]Figure represents period under one week.

GRAPH F—INFANT DEATH RATES, BRITISH COLUMBIA, 1921–76

(Rates per 1,000 live births)

TABLE 33—MATERNAL DEATHS, BY CAUSE, BRITISH COLUMBIA, 1972–76

Eighth Revision, Intermed. Int. List No.	Cause of Death	1972	1973	1974	1975	1976
A112	Toxaemias of childbirth and the puerperium	3	1	....	....	....
A113	Haemorrhage of pregnancy and childbirth	....	4	....	....	1
A114	Abortion induced for medical and other legal indications	....	....	1	....	....
A115	Other and unspecified abortion	....	....	....	....	....
A116	Sepsis of childbirth and the puerperium	....	....	....	2	....
A117	Other complications of pregnancy, childbirth, and the puerperium	1	....	2	....	2
	Totals	4	5	3	2	3
	Rate per 1,000 live births	0.1	0.1	0.1	0.1	0.1

NOTE—Cause of death adjustments resulting from medical coder's queries are not reflected in this table. *See* Introduction.

GRAPH G—MATERNAL DEATH RATES, BRITISH COLUMBIA, 1921 – 76

MAIN CAUSES OF DEATH BY AGE-GROUPS

TABLE 34—DEATHS FROM FOUR MAIN CAUSES IN EACH SPECIFIED AGE-GROUP, BRITISH COLUMBIA, 1976

Detailed Int. List No.	Cause of Death	Deaths in Age-groups by Cause of Death	Per Cent of All Deaths in Age-group	Per Cent of All Deaths Due to Specified Causes	Age-specific Death Rate per 100,000 Population
	Under 1 Year—Deaths, 495				
740 – 759	1. Congenital anomalies	116	23.4	69.5	387.3
776	2. Anoxic and hypoxic conditions not elsewhere classified	96	19.4	100.0	279.1
764 – 768, 770 – 772	3. Birth injuries difficult labour, conditions of placenta and cord	42	8.5	100.0	122.1
480 – 486	4. Pneumonia	22	4.4	5.6	64.0
	1 – 4 Years—Deaths, 109				
E800 – E949	1. Accidents	47	43.1	3.2	33.8
740 – 759	2. Congenital anomalies	13	11.9	7.8	9.4
140 – 209	3. Malignant neoplasms, including neoplasms of lymphatic and haematopoietic tissues	12	11.0	0.3	8.6
460 – 466	4. Acute respiratory infections	2	1.8	11.1	1.4
	5 – 9 Years—Deaths, 65				
E800 – E949	1. Accidents	30	46.2	2.0	15.5
740 – 759	2. Congenital anomalies	7	10.8	4.2	3.6
140 – 209	3. Malignant neoplasms, including neoplasms of lymphatic and haematopoietic tissues	6	9.2	0.2	3.1
E960 – E978	4. Homicides	5	7.7	5.8	2.6
	10 – 19 Years—Deaths, 376				
E800 – E949	1. Accidents	23.2	61.7	15.6	49.8
140 – 209	2. Malignant neoplasms, including neoplasms of lymphatic and haematopoietic tissues	41	10.9	1.0	8.8
E950 – E959	3. Suicides	39	10.4	9.7	8.4
E960 – E978	4. Homicides	7	1.9	8.1	1.5

NOTE—Cause of death adjustments resulting from medical coder's queries are not reflected in this table. *See* Introduction.

TABLE 34—DEATHS FROM FOUR MAIN CAUSES IN EACH SPECIFIED AGE-GROUP, BRITISH COLUMBIA, 1976—*Continued*

Detailed Int. List No.	Cause of Death	Deaths in Age-groups by Cause of Death	Per Cent of All Deaths in Age-group	Per Cent of All Deaths Due to Specified Causes	Age-specific Death Rate per 100,000 Population
	20 – 29 Years—Deaths, 531				
E800 – E949	1. Accidents	2.99	50.3	20.1	67.9
E950 – E959	2. Suicides	101	19.0	25.0	22.9
140 – 209	3. Malignant neoplasms, including neoplasms of lymphatic and haematopoietic tissues	32	6.0	0.8	7.3
E960 – E978	4. Homicides	16	3.0	18.6	3.6
	30 – 39 Years—Deaths, 446				
E800 – E949	1. Accidents	139	31.6	9.4	43.2
140 – 209	2. Malignant neoplasms, including neoplasms of lymphatic and haematopoietic tissues	70	15.9	1.8	21.8
E950 – E959	3. Suicides	48	10.9	11.9	14.9
393 – 398, 400.1, 400.9 402,404 – 429	4. Diseases of the heart	47	10.7	0.8	14.6
	40 – 49 Years—Deaths, 870				
140 – 209	1. Malignant neoplasms, including neoplasms of lymphatic and haematopoietic tissues	211	24.3	5.4	78.2
393 – 398, 400.1, 400.9 402,404 – 429	2. Diseases of the heart	153	17.6	2.4	56.7
E800 – E949	3. Accidents	147	16.9	9.9	54.5
571	4. Cirrhosis	72	8.3	17.8	26.7
	50 – 59 Years—Deaths, 1,850				
140 – 209	1. Malignant neoplasms, including neoplasms of lymphatic and haematopoietic tissues	614	33.2	15.7	244.5
393 – 398, 400.1, 400.9 402,404 – 429	2. Diseases of the heart	527	28.5	8.4	209.8
E800 – E949	3. Accidents	157	8.5	10.6	62.5
571	4. Cirrhosis	107	5.8	26.5	42.6
	60 – 69 Years—Deaths, 3,442				
393 – 398, 400.1, 400.9 402,404 – 429	1. Diseases of the heart	1,208	35.1	19.3	624.1
140 – 209	2. Malignant neoplasms, including neoplasms of lymphatic and haematopoietic tissues	1,029	29.9	26.3	531.7
430 – 438	3. Cerebrovascular diseases	247	7.2	13.0	127.6
E800 – E949	4. Accidents	145	4.2	9.8	74.9
	70 – 79 Years—Deaths, 4,390				
393 – 398, 400.1, 400.9 402,404 – 429	1. Diseases of the heart	1,713	39.0	27.4	1,619.6
140 – 209	2. Malignant neoplasms, including neoplasms of lymphatic and haematopoietic tissues	1,093	24.9	27.9	1,033.4
430 – 438	3. Cerebrovascular diseases	493	11.2	26.0	466.1
440 – 448	4. Diseases of arteries, arterioles, and capillaries	159	3.6	23.9	150.3
	80 Years and Over—Deaths, 6,217				
393 – 398, 400.1, 400.9 402,404 – 429	1. Diseases of the heart	2,592	41.7	41.4	5,040.8
430 – 438	2. Cerebrovascular diseases	1,027	16.5	54.1	1,997.3
140 – 209	3. Malignant neoplasms, including neoplasms of lymphatic and haematopoietic tissues	814	18.1	20.8	1,583.0
440 – 448	4. Diseases of arteries, arterioles, and capillaries	377	6.1	56.9	733.2

NOTE—Cause of death adjustments resulting from medical coder's queries are not reflected in this table. *See* Introduction.

TRENDS OF MARRIAGES, ADOPTIONS, AND DIVORCES

TABLE 35—MARRIAGES SOLEMNIZED, BY CONJUGAL CONDITIONS OF CONTRACTING PARTIES, AND MARRIAGE RATES, BRITISH COLUMBIA, 1967–76

Year	Conjugal Condition of Contracting Parties						Total Number of Marriages	Marriage Rate per 1,000 Population
	Single		Widowed		Divorced			
	Male	Female	Male	Female	Male	Female		
1967	13,289	13,263	803	1,001	1,934	1,762	16,026	8.2
1968	14,210	14,041	796	1,043	1,908	1,830	16,914	8.4
1969	14,956	14,860	816	1,100	2,512	2,324	18,284	8.8
1970	16,315	16,317	854	1,078	2,857	2,631	20,026	9.4
1971	16,497	16,450	850	1,084	3,042	2,855	20,389	9.3
1972	16,575	16,677	895	1,067	3,189	2,915	20,659	9.2
1973	16,858	16,900	877	1,038	3,658	3,365	21,303	9.3
1974	16,812	16,949	855	1,006	4,066	3,778	21,734[1]	9.1
1975	16,665	16,791	877	1,017	4,282	4,016	21,824	9.0
1976	16,214	16,426	815	959	4,502	4,146	21,536	8.7

[1]Includes one marriage for which conjugal condition was not stated.
[2]Includes five marriages for which conjugal condition was not stated.

TABLE 36—MARRIAGES SOLEMNIZED, BY MONTHS, BRITISH COLUMBIA, 1967–76

Year	Jan.	Feb.	Mar.	Apr.	May	June	July	Aug.	Sept.	Oct.	Nov.	Dec.	Total
1967	673	882	1,160	1,148	1,319	1,630	1,699	1,649	1,855	1,317	1,198	1,496	16,026
1968	651	903	1,101	1,307	1,396	1,974	1,509	2,303	1,423	1,403	1,408	1,464	16,914
1969	650	976	1,163	1,471	1,738	1,890	1,660	2,464	1,532	1,570	1,563	1,607	18,284
1970	863	1,104	1,367	1,355	1,977	2,068	1,914	2,359	1,797	1,856	1,649	1,717	20,026
1971	855	1,107	1,200	1,752	1,864	1,971	2,213	2,219	1,903	1,978	1,565	1,762	20,389
1972	830	1,166	1,395	1,745	1,673	2,196	2,233	2,327	2,173	1,638	1,471	1,812	20,659
1973	821	1,146	1,523	1,810	1,691	2,472	1,993	2,492	2,138	1,772	1,662	1,783	21,303
1974	754	1,189	1,513	1,614	1,930	2,499	2,118	2,890	1,784	1,786	1,786	1,871	21,734
1975	883	1,113	1,504	1,553	2,199	2,300	2,081	3,088	1,854	1,836	1,636	1,777	21,824
1976	823	1,263	1,276	1,723	2,173	2,053	2,584	2,372	1,914	1,854	1,478	2,023	21,536

TABLE 37—MARRIAGES SOLEMNIZED ACCORDING TO TYPE, BRITISH COLUMBIA, 1967–76

Year	Religious Ceremony				Civil Ceremony		Total	
	Licence		Banns					
	Number	Per Cent	Number	Per Cent	Number	Per Cent	Number	Per Cent
1967	10,035	62.6	3,418	21.3	2,572	16.0	16,026[1]	100
1968	10,665	63.1	3,369	19.9	2,879	17.0	16,914[1]	100
1969	11,594	63.4	3,249	17.8	3,440	18.8	18,284[1]	100
1970	12,510	62.5	3,260	16.3	4,256	21.2	20,026	100
1971	12,557	61.6	3,325	16.3	4,507	22.1	20,389	100
1972	12,573	60.9	3,168	15.3	4,918	23.8	20,659	100
1973	13,214	62.0	2,886	13.6	5,203	24.4	21,303	100
1974	13,125	60.4	2,834	13.0	5,775	26.6	21,734	100
1975	13,216	60.6	2,607	11.9	6,000	27.5	21,824	100
1976	12,744	59.2	2,441	11.3	6,350	29.5	21,536[1]	100

[1]Includes one marriage for which type was not stated.

GRAPH H—MARRIAGES SOLEMNIZED BY MONTHS, BRITISH COLUMBIA, 1972–76

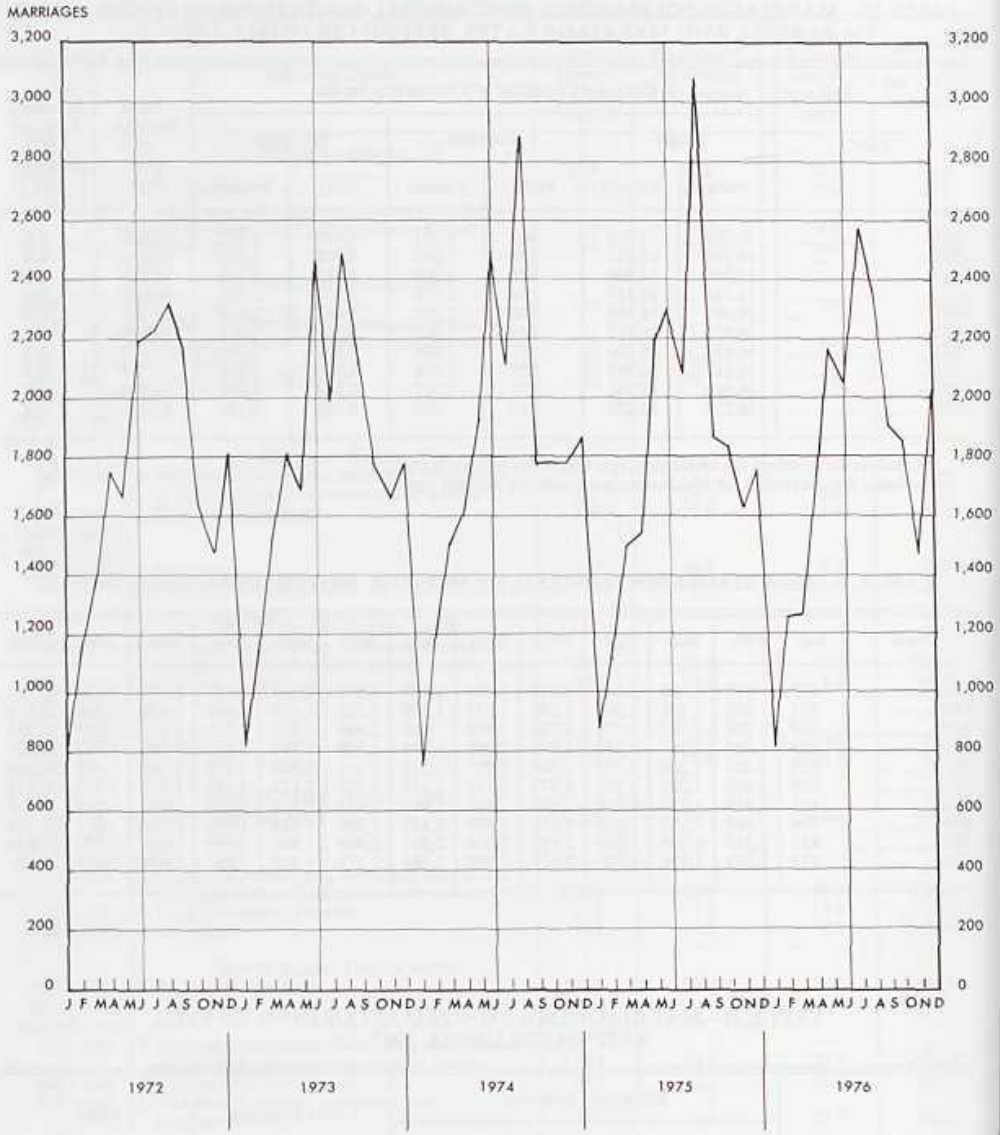

TABLE 38—ADOPTION ORDERS FILED WITH THE DIVISION OF VITAL STATISTICS FROM 1972 TO 1976 BY CLASS OF ADOPTING PARENTS AND SEX OF CHILD, SHOWING YEAR OF COURT ORDER FOR 1976 FILINGS, BRITISH COLUMBIA

Year Filed	Number of Orders Entered and Certificates Issued		Adopted by—			Total
	Male	Female	Man and Wife	Man Only	Woman Only	
1972	955	908	1,855	4	4	1,863
1973	946	893	1,813	6	20	1,839
1974	854	850	1,694	1	9	1,704
1975	840	797	1,613	14	10	1,637
1976—						
1966 court orders	2	.....	2	.....	.....	2
1974 " "	2	2	3	1	.....	4
1975 " "	80	82	161	.....	1	162
1976 " "	798	828	1,589	8	29	1,626
1976 totals	882	912	1,755	9	30	1,794

TABLE 39—ADOPTION ORDERS FILED WITH THE DIVISION OF VITAL STATISTICS FROM 1972 TO 1976, BY LEGITIMACY AND SEX OF CHILD, SHOWING YEAR OF COURT ORDER FOR 1976 FILINGS, BRITISH COLUMBIA

Year Filed	Legitimate Births			Illegitimate Births			Status Not Given or Unknown			Total
	Male	Female	Total	Male	Female	Total	Male	Female	Total	
1972	198	213	411	628	572	1,200	129	123	252	1,863
1973	269	236	505	549	526	1,075	128	131	259	1,839
1974	254	228	482	484	456	940	116	166	282	1,704
1975	297	292	589	389	361	750	154	144	298	1,637
1976—										
1966 court orders	.....	.....	.....	1	.....	1	1	.....	1	2
1974 court orders	.....	1	1	.....	1	1	2	.....	2	4
1975 court orders	31	34	65	29	40	69	20	8	28	162
1976 court orders	195	229	424	475	484	959	128	115	243	1,626
1976 totals	226	264	490	505	525	1,030	151	123	274	1,794

TABLE 40—ADOPTION ORDERS FILED WITH THE DIVISION OF VITAL STATISTICS FROM 1972 TO 1976, BY BIRTHPLACE OF CHILD, BRITISH COLUMBIA

Place of Birth	1972	1973	1974	1975	1976
British Columbia	1,577	1,551	1,395	1,280	1,470
Alberta	65	86	97	83	91
Saskatchewan	26	23	33	39	13
Manitoba	33	31	33	27	21
Ontario	61	61	57	74	63
Quebec	11	10	11	11	17
Nova Scotia	11	8	9	14	9
New Brunswick	1	.....	7	4	4
Prince Edward Island	1	.....	.....	.....	.....
Newfoundland and Labrador	5	1	1	3	4
Yukon	3	2	4	4	8
Northwest Territories	2	3	2	2	1
England	11	11	7	9	6
Scotland	4	3	1	4	.....
Wales	.....	.....	.....	.....	.....
Other British Commonwealth countries	5	1	2	4	6
United States	23	24	20	31	33
Europe	15	12	15	20	10
Asia	7	8	8	19	30
Other countries	2	4	2	9	8
Not given or unknown	.....	.....	.....	.....	.....
Totals	1,863	1,839	1,704	1,637	1,794

TABLE 41—ADOPTION ORDERS FILED WITH THE DIVISION OF VITAL STATISTICS, BY LEGITIMACY OF ADOPTED CHILDREN, BRITISH COLUMBIA, 1967 – 1976

Year of Registration	Legitimate Births		Illegitimate Births		Status Not Given or Unknown		Total	
	Number	Per Cent	Number	Per Cent	Number	Per Cent	Number	Per Cent
1967	421	19.3	1,614	73.9	148	6.8	2,183	100
1968	366	16.5	1,696	76.3	161	7.2	2,223	100
1969	473	17.3	2,063	75.4	200	7.3	2,736	100
1970	558	19.0	2,159	73.5	222	7.5	2,939	100
1971	454	17.6	1,921	74.5	203	7.9	2,578	100
1972	411	22.1	1,200	64.4	252	13.5	1,863	100
1973	505	27.5	1,075	58.4	259	14.1	1,839	100
1974	482	28.3	940	55.2	282	16.5	1,704	100
1975	589	36.0	750	45.8	298	18.2	1,637	100
1976	490	27.3	1,030	57.4	274	15.3	1,794	100

TABLE 42—DECREES OF DISSOLUTION AND NULLITY FILED WITH THE DIVISION OF VITAL STATISTICS FROM 1972 TO 1976 BY SEX OF PETITIONER, SHOWING YEAR OF COURT ORDER FOR 1976 FILINGS, BRITISH COLUMBIA

Year Filed	Dissolution of Marriage			Nullity of Marriage		
	Sex of Petitioner		Total	Sex of Petitioner		Total
	Male	Female		Male	Female	
1972	1,952	3,215	5,167	9	11	20
1973	2,063	3,329	5,392	7	13	20
1974	2,366	3,957	6,323	2	3	5
1975	2,691	4,556	7,247	1	1	2
1976—						
1965 court orders	.....	1	1	.....	.....	.....
1970 " "	.....	1	1	.....	.....	.....
1973 " "	1	2	3	.....	.....	.....
1974 " "	59	129	188	.....	.....	.....
1975 " "	520	985	1,505	2	5	7
1976 " "	2,554	4,755	7,309	1	10	11
1976 totals	3,134	5,873	9,019[1]	3	15	18

[1]Includes 12 decrees petitioned by both parties.

TABLE 43—DECREES OF DISSOLUTION AND NULLITY FILED WITH THE DIVISION OF VITAL STATISTICS, BY DURATION OF MARRIAGE, BRITISH COLUMBIA, 1967 – 76

Years of Registration	Years Married														Total	
	Under 5		5 – 9		10 – 14		15 – 19		20 – 29		30 and Over		Not Stated			
	Number	Per Cent	Number	Per Cent	Number	Per Cent	Number	Per Cent	Number	Per Cent	Number	Per Cent	Number	Per Cent	Number	Per Cent
1967	585	21.0	768	27.6	561	20.2	357	12.9	440	15.8	70	2.5	.....	.....	2,781	100
1968	516	22.7	604	26.6	429	18.9	278	12.3	380	16.8	61	2.7	.....	.....	2,268	100
1969	600	14.0	934	21.8	804	18.8	585	13.7	975	22.8	381	8.9	.....	.....	4,279	100
1970	863	16.4	1,277	24.3	912	17.3	723	13.7	1,076	20.4	415	7.9	.....	.....	5,266	100
1971	938	18.7	1,313	26.2	883	17.6	649	12.9	946	18.8	292	5.8	.....	.....	5,021	100
1972	934	18.0	1,446	27.9	876	16.9	666	12.8	908	17.5	357	6.9	.....	.....	5,187	100
1973	998	18.5	1,583	29.2	886	16.4	685	12.6	921	17.0	339	6.3	.....	.....	5,412	100
1974	1,160	18.4	1,901	30.0	1,102	17.4	768	12.1	998	15.8	399	6.3	.....	.....	6,328	100
1975	1,415	19.5	2,257	31.2	1,205	16.6	908	12.5	1,082	14.9	380	5.3	2	(1)	7,249	100
1976	1,699	18.8	2,950	32.6	1,565	17.3	1,059	11.7	1,278	14.1	482	5.4	4	0.1	9,037	100

[1]Less than 0.05.

PART III—DETAILED TABLES 1976
(Classified by Place of Residence)

TABLE 44—GENERAL SUMMARY OF LIVE BIRTHS, DEATHS, NATURAL INCREASE, AND MARRIAGES FOR REGIONAL DISTRICTS AND MUNICIPALITIES, BRITISH COLUMBIA, 1976

Regional District and Place	Live Births					Deaths				Excess of Births Over Deaths	Marriages
	Total	M	F	In Hospital	Illegitimate	Total	M	F	In Hospital		
British Columbia	35,848	18,541	17,307	35,586	4,617	18,788	10,947	7,841	14,163	17,060	21,536
Alberni-Clayoquot	589	314	275	587	87	175	96	79	122	414	245
Port Alberni	354	203	151	354	42	125	69	56	93	229	222
Tofino	21	8	13	21	4	4	1	3	2	17	1
Ucluelet	30	14	16	30	5	4	2	2	3	26	13
Unincorporated	184	89	95	182	36	42	24	18	24	142	9
Bulkley-Nechako	725	374	351	717	138	139	83	56	85	586	292
Burns Lake	43	21	22	43	17	22	16	6	15	21	50
Fort St. James	80	36	44	79	25	11	7	4	7	69	27
Fraser Lake	24	12	12	24	3	3	1	2	3	21	12
Granisle	29	14	15	29	2	.....	.....	.....	.....	29	2
Houston	67	35	32	66	11	5	4	1	3	62	27
Smithers	82	50	32	81	17	23	8	15	16	59	80
Telkwa	9	8	1	9	1	2	1	1	1	7	2
Vanderhoof	75	40	35	75	8	16	10	6	12	59	60
Unincorporated	316	158	158	311	54	57	36	21	28	259	32
Capital (Victoria area)	2,446	1,249	1,197	2,416	309	2,391	1,289	1,102	1,864	55	2,228
Central Saanich	104	56	48	103	7	57	29	28	45	47	74
Esquimalt	237	113	124	234	59	159	97	62	128	78	137
North Saanich	39	18	21	39	1	37	23	14	32	2	28
Oak Bay	87	57	30	86	5	260	140	120	198	-173	177
Saanich	707	356	351	699	51	518	296	222	390	189	392
Sidney	78	40	38	78	3	63	37	26	48	15	31
Victoria	565	287	278	558	107	1,005	497	508	827	-440	1,185
Unincorporated	629	322	307	619	76	292	170	122	196	337	204
Cariboo	1,111	556	555	1,095	193	232	146	86	148	879	442
Quesnel	212	98	114	212	39	53	29	24	42	159	151
Williams Lake	219	114	105	219	24	29	16	13	21	190	177
100 Mile House	44	25	19	44	5	8	5	3	4	36	53
Unincorporated	636	319	317	620	125	142	96	46	81	494	61
Central Coast	83	46	37	81	17	37	22	15	22	46	25
Unincorporated	83	46	37	81	17	37	22	15	22	46	25
Central Fraser Valley	1,512	753	759	1,510	103	627	369	258	498	885	669
Abbotsford	140	72	68	139	13	55	36	19	43	85	163
Langley City	215	106	109	214	13	86	48	38	75	129	91
Langley District	641	326	315	641	39	203	126	77	163	438	221
Matsqui	509	245	264	509	35	279	156	123	213	230	194
Unincorporated	7	4	3	7	3	4	3	1	4	3	.....
Central Kootenay	695	350	345	677	109	374	212	162	284	321	334
Castlegar	88	50	38	88	8	44	25	19	30	44	34
Creston	34	20	14	34	7	44	25	19	33	-10	64
Kaslo	15	8	7	15	3	9	3	6	6	6	15
Nakusp	33	14	19	33	9	14	9	5	9	19	10
Nelson	113	47	66	111	20	93	46	47	83	20	145
New Denver	8	5	3	8	1	9	4	5	5	-1	12
Salmo	17	11	6	17	1	7	5	2	5	10	7
Silverton	3	1	2	3	.....	3	2	1	1	.....	.....
Slocan	9	2	7	9	2	2	2	.....	1	7	2
Unincorporated	375	192	183	359	58	149	91	58	111	226	45

TABLE 44—GENERAL SUMMARY OF LIVE BIRTHS, DEATHS, NATURAL INCREASE, AND MARRIAGES FOR REGIONAL DISTRICTS AND MUNICIPALITIES, BRITISH COLUMBIA, 1976—*Continued*

Regional District and Place	Live Births					Deaths				Excess of Births Over Deaths	Marriages
	Total	M	F	In Hospital	Illegitimate	Total	M	F	In Hospital		
Central Okanagan	908	475	433	907	88	537	328	209	413	371	588
Kelowna	654	348	306	654	62	443	266	177	353	211	529
Peachland	26	13	13	26	5	13	8	5	9	13	8
Unincorporated	228	114	114	227	21	81	54	27	51	147	51
Columbia-Shuswap	519	271	248	513	66	223	130	93	156	296	284
Golden	66	41	25	66	8	21	11	10	19	45	50
Revelstoke	66	30	36	65	8	32	20	12	24	34	67
Salmon Arm	127	71	56	125	15	71	37	34	56	56	120
Unincorporated	260	129	131	257	35	99	62	37	57	161	47
Comox-Strathcona	890	448	442	874	125	337	208	129	243	553	442
Campbell River	306	146	160	305	38	98	59	39	69	208	159
Comox	74	40	34	74	7	34	18	16	30	40	33
Courtenay	104	55	49	104	16	58	39	19	40	46	165
Cumberland	29	17	12	29	3	20	13	7	15	9	8
Gold River	44	22	22	44	3	2	2	.....	1	42	10
Sayward	5	3	2	5	.....	1	1	.....	1	4	1
Tahsis	39	22	17	39	3	5	2	3	5	34	8
Zeballos	8	4	4	8	1	2	2	.....	.....	6	3
Unincorporated	281	139	142	266	54	117	72	45	82	164	55
Cowichan Valley	748	382	366	748	132	304	186	118	242	444	412
Duncan	68	35	33	68	15	37	18	19	32	31	186
Ladysmith	59	29	30	59	10	38	28	10	31	21	40
Lake Cowichan	31	16	15	31	5	10	10	.....	5	21	19
North Cowichan	233	110	123	233	27	85	50	35	73	148	94
Unincorporated	357	192	165	357	75	134	80	54	101	223	73
Dewdney-Alouette	910	473	437	907	94	413	250	163	326	497	374
Maple Ridge	463	234	229	462	40	263	157	106	210	200	234
Mission	310	168	142	308	41	112	65	47	88	198	117
Pitt Meadows	94	52	42	94	10	27	19	8	21	67	15
Unincorporated	43	19	24	43	3	11	9	2	7	32	8
East Kootenay	800	393	407	799	94	292	200	92	211	508	352
Cranbrook	262	132	130	262	32	107	72	35	79	155	149
Elkford	53	31	22	53	2	3	2	1	1	50	1
Fernie	90	39	51	90	11	43	30	13	32	47	72
Invermere	16	8	8	16	1	6	4	2	5	10	28
Kimberley	95	45	50	95	11	56	34	22	47	39	61
Sparwood	85	45	40	85	10	14	10	4	6	71	13
Unincorporated	199	93	106	198	27	63	48	15	41	136	28
Fraser-Cheam	760	405	355	758	129	364	229	135	285	396	461
Chilliwack City	70	40	30	70	14	93	65	28	80	-23	233
Chilliwhack City	457	236	221	457	63	194	113	81	149	263	148
Harrison Hot Springs	10	5	5	10	1	3	2	1	3	7	6
Hope	55	28	27	55	7	26	15	11	20	29	43
Kent	46	28	18	46	7	22	13	9	16	24	14
Unincorporated	122	68	54	120	37	26	21	5	17	96	17
Fraser-Fort George	1,807	923	884	1,802	292	287	199	88	192	1,520	677
Mackenzie	166	91	75	166	20	8	4	4	6	158	24
McBride	15	9	6	15	2	3	1	2	2	12	7
Prince George	1,338	676	662	1,336	221	222	156	66	155	1,116	610
Valemount	16	10	6	16	4	11	9	2	6	5	16
Unincorporated	272	137	135	269	45	43	29	14	23	229	20
Greater Vancouver	13,913	7,275	6,638	13,844	1,421	9,037	5,069	3,968	6,856	4,876	10,053
Burnaby	1,534	804	730	1,528	143	1,028	550	478	825	506	770
Coquitlam	664	331	333	662	51	291	159	132	223	373	221
Delta	1,020	561	459	1,018	46	268	150	118	180	752	259
Lions Bay	20	8	12	20	2	.....	.....	.....	.....	20	
New Westminster	462	245	217	462	84	420	236	184	312	42	1,195

TABLE 44—GENERAL SUMMARY OF LIVE BIRTHS, DEATHS, NATURAL INCREASE, AND MARRIAGES FOR REGIONAL DISTRICTS AND MUNICIPALITIES, BRITISH COLUMBIA, 1976—*Continued*

Regional District and Place	Live Births					Deaths				Excess of Births Over Deaths	Marriages
	Total	M	F	In Hospital	Illegitimate	Total	M	F	In Hospital		
Greater Vancouver—*Continued*											
North Vancouver City	426	206	220	426	55	287	142	145	236	139	950
North Vancouver District	761	396	365	756	37	316	178	138	255	445	383
Port Coquitlam	390	192	198	390	26	126	81	45	103	264	111
Port Moody	183	104	79	183	16	31	21	10	24	152	43
Richmond	1,314	676	638	1,313	66	408	225	183	319	906	526
Surrey	2,009	1,084	925	2,006	215	705	411	294	558	1,304	590
University Endowment Area	90	42	48	89	1	21	17	4	17	69	142
Vancouver	4,627	2,403	2,224	4,585	641	4,579	2,630	1,949	3,333	48	4,189
West Vancouver	240	126	114	237	13	332	148	174	256	-82	387
White Rock	120	67	53	120	10	223	116	107	206	-103	270
Unincorporated	53	30	23	49	15	12	5	7	9	41	17
Kitimat-Stikine	810	403	407	802	149	164	122	42	111	646	272
Hazelton	16	11	5	16	13	3	3	.....	3	13	5
Kitimat	241	130	111	241	15	27	17	10	22	214	68
Stewart	35	17	18	35	.....	3	2	1	3	32	8
Terrace	224	104	120	224	31	60	47	13	49	164	147
Unincorporated	294	141	153	286	90	71	53	18	34	223	44
Kootenay-Boundary	373	207	166	370	43	238	152	86	180	135	241
Fruitvale	22	10	12	22	4	8	6	2	7	14	11
Grand Forks	32	18	14	32	2	37	19	18	27	-5	48
Greenwood	16	9	7	16	3	13	10	3	9	3	12
Midway	6	4	2	6	2	4	1	3	3	2	1
Montrose	19	8	11	19	2	3	3	.....	3	16	2
Rossland	46	27	19	46	2	28	16	12	23	18	52
Trail	110	69	41	110	12	84	58	26	67	26	99
Warfield	2	1	1	2	1	3	2	1	1	-1	3
Unincorporated	120	61	59	117	15	58	37	21	40	62	13
Mount Waddington	271	123	148	268	47	48	31	17	31	223	76
Alert Bay	13	6	7	13	5	7	5	2	4	6	15
Port Alice	24	14	10	24	3	2	1	1	2	22	4
Port Hardy	75	31	44	73	9	8	4	4	5	67	37
Port McNeill	35	17	18	35	4	2	2	.....	.....	33	12
Unincorporated	124	55	69	123	26	29	19	10	20	95	8
Nanaimo	794	417	377	786	110	521	320	201	369	273	561
Nanaimo	433	231	202	432	64	273	164	109	198	160	438
Parksville	49	24	25	49	7	42	25	17	27	7	36
Qualicum Beach	13	9	4	12	.....	21	15	6	10	-8	25
Unincorporated	299	153	146	293	39	185	116	69	134	114	62
North Okanagan	752	392	360	751	86	425	251	174	336	327	396
Armstrong	34	21	13	34	4	36	17	19	35	-2	24
Coldstream	28	16	12	28	2	13	9	4	19	15	3
Enderby	19	7	12	19	5	22	11	11	15	-3	29
Lumby	17	7	10	17	2	13	7	6	11	4	16
Spallumcheen	58	32	26	58	4	16	13	3	10	42	4
Vernon	315	154	161	315	35	216	119	97	181	99	297
Unincorporated	281	155	126	280	34	109	75	34	75	172	23
Okanagan-Similkameen	658	338	320	654	99	469	297	172	357	189	446
Keremeos	5	3	2	5	2	8	7	1	5	-3	6
Oliver	26	16	10	26	10	36	25	11	26	-10	72
Osoyoos	28	13	15	27	6	22	15	7	17	6	18
Penticton	264	129	135	264	25	208	123	85	162	56	248
Princeton	52	28	24	52	6	22	10	12	15	30	34
Summerland	60	30	30	59	7	61	36	25	52	-1	41
Unincorporated	223	119	104	221	43	112	81	31	80	111	27

TABLE 44—GENERAL SUMMARY OF LIVE BIRTHS, DEATHS, NATURAL INCREASE, AND MARRIAGES FOR REGIONAL DISTRICTS AND MUNICIPALITIES, BRITISH COLUMBIA, 1976—*Continued*

Regional District and Place	Live Births					Deaths				Excess of Births Over Deaths	Marriages
	Total	M	F	In Hospital	Illegitimate	Total	M	F	In Hospital		
Peace River-Liard	874	455	419	846	182	219	150	69	143	655	391
Chetwynd	37	17	20	37	16	5	5	.....	4	32	27
Dawson Creek	152	76	76	152	29	59	39	20	45	93	167
Fort Nelson	64	31	33	64	18	10	7	3	7	54	29
Fort St. John	223	121	102	223	46	43	28	15	30	180	128
Hudson's Hope	21	10	11	21	1	5	2	3	4	16	5
Pouce Coupé	10	4	6	9	3	18	13	5	16	-8	1
Taylor	13	8	5	13	1	7	6	1	2	6	1
Unincorporated	354	188	166	327	68	72	50	22	35	282	33
Powell River	288	150	138	281	45	117	77	40	80	171	122
Powell River	188	101	87	186	21	79	47	32	58	109	115
Unincorporated	100	49	51	95	24	38	30	8	22	62	7
Skeena-Queen Charlotte	470	245	225	465	89	137	79	58	90	333	176
Masset	38	22	16	38	13	8	4	4	5	30	8
Port Clements	4	3	1	4	.....	6	4	2	2	-2	.....
Port Edward	18	9	9	18	6	4	2	2	.....	14	4
Prince Rupert	289	155	134	288	51	94	50	44	69	195	131
Unincorporated	121	56	65	117	19	25	19	6	14	96	33
Squamish-Lillooet	351	178	173	347	88	90	59	31	57	261	94
Lillooet	47	21	26	47	21	20	9	11	16	27	16
Pemberton	11	4	7	11	2	7	5	2	1	4	4
Squamish	176	91	85	176	17	34	22	12	21	142	61
Whistler	5	5	.....	5	.....	.....	.....	.....	.....	5	4
Unincorporated	112	57	55	108	48	29	23	6	19	83	9
Stikine	49	25	24	48	12	12	9	3	2	37	4
Unincorporated	49	25	24	48	12	12	9	3	2	37	4
Sunshine Coast	169	92	77	168	19	102	66	36	79	67	81
Gibsons	27	15	12	27	4	22	12	10	19	5	34
Sechelt	14	8	6	14	3	11	7	4	8	3	35
Unincorporated	128	69	59	127	12	69	47	22	52	59	12
Thompson-Nicola	1,573	829	744	1,565	251	477	318	159	381	1,096	798
Ashcroft	34	16	18	34	1	10	8	2	9	24	32
Cache Creek	30	11	19	30	8	1	1	.....	.....	29	2
Chase	25	13	12	25	5	21	12	9	17	4	10
Clinton	18	10	8	18	7	9	6	3	7	9	7
Kamloops	995	541	454	991	136	282	189	93	237	713	602
Logan Lake	28	17	11	27	.....	.....	.....	.....	.....	28	3
Lytton	19	10	9	18	12	4	1	3	3	15	3
Merritt	107	48	59	107	19	38	24	14	30	69	67
Unincorporated	317	163	154	315	63	112	77	35	78	205	72

LIVE BIRTHS AND STILLBIRTHS

TABLE 45—LIVE BIRTHS BY PLACES OF OCCURRENCE AND RESIDENCE, AND STILLBIRTHS BY PLACES OF RESIDENCE, FOR REGIONAL DISTRICTS AND MUNICIPALITIES, BRITISH COLUMBIA, 1976

Regional District and Place	Total Live Births				Stillbirths	
	Total by Occurrence	Total by Residence	By Occurrence, Residence Elsewhere	By Residence, Occurrence Elsewhere	20–27 Weeks	28 Weeks and Over
British Columbia	35,910	35,848	218	156	109	252
Alberni-Clayoquot	562	589	29	53	3	4
Port Alberni	501	354	171	24	1	3
Tofino	59	21	43	5	1	.....
Ucluelet	.....	30	.....	30	.....	1
Unincorporated	2	184	.....	182	1	.....
Bulkley-Nechako	682	725	23	66	1	7
Burns Lake	128	43	86	1	.....	.....
Fort St. James	114	80	37	3	.....	2
Fraser Lake	.....	24	.....	24	.....	.....
Granisle	.....	29	.....	29	.....	.....
Houston	2	67	.....	65	.....	.....
Smithers	240	82	162	4	.....	1
Telkwa	.....	9	.....	9	.....	.....
Vanderhoof	.....	75	.....	75	.....	2
Unincorporated	198	316	98	216	1	2
Capital (Victoria area)	2,547	2,446	134	33	5	19
Central Saanich	1	104	.....	103	.....	.....
Esquimalt	3	237	.....	234	.....	3
North Saanich	92	39	79	26	.....	1
Oak Bay	.....	87	.....	87	.....	1
Saanich	8	707	.....	699	3	2
Sidney	.....	78	.....	78	.....	.....
Victoria	2,392	565	1,839	12	1	8
Unincorporated	51	629	2	580	1	4
Cariboo	1,081	1,111	30	60	8	10
Quesnel	420	212	211	3	.....	2
Williams Lake	472	219	264	11	1	1
100 Mile House	168	44	131	7	1	1
Unincorporated	21	636	.....	615	6	6
Central Coast	80	83	14	17	.....	3
Unincorporated	80	83	14	17	.....	3
Central Fraser Valley	1,293	1,512	161	380	7	13
Abbotsford	.....	140	.....	140	.....	1
Langley City	2	215	1	214	.....	3
Langley District	641	641	249	249	5	7
Matsqui	650	509	233	92	2	2
Unincorporated	.....	7	.....	7	.....	.....
Central Kootenay	668	695	32	59	1	1
Castlegar	147	88	68	9	.....	.....
Creston	129	34	97	2	.....	.....
Kaslo	6	15	3	12	.....	.....
Nakusp	62	33	29	.....	.....	.....
Nelson	302	113	194	5	1	.....
New Denver	8	8	5	5	.....	.....
Salmo	.....	17	.....	17	.....	.....
Silverton	.....	3	.....	3	.....	.....
Slocan	1	9	1	9	.....	.....
Unincorporated	13	375	.....	362	.....	1
Central Okanagan	910	908	25	23	1	9
Kelowna	909	654	262	7	1	8
Peachland	.....	26	.....	26	.....	.....
Unincorporated	1	228	.....	227	.....	1

TABLE 45—LIVE BIRTHS BY PLACES OF OCCURRENCE AND RESIDENCE, AND STILLBIRTHS BY PLACES OF RESIDENCE, FOR REGIONAL DISTRICTS AND MUNICIPALITIES, BRITISH COLUMBIA, 1976—*Continued*

Regional District and Place	Total Live Births				Stillbirths	
	Total by Occurrence	Total by Residence	By Occurrence, Residence Elsewhere	By Residence, Occurrence Elsewhere	20–27 Weeks	28 Weeks and Over
Columbia-Shuswap	491	519	27	55	1	4
Golden	111	66	49	4	1	.....
Revelstoke	1	66	.....	65	.....	1
Salmon Arm	243	127	125	9	.....	.....
Unincorporated	136	260	63	187	.....	3
Comox-Strathcona	873	890	47	64	6	14
Campbell River	406	306	129	29	4	5
Comox	415	74	342	1	.....	1
Courtenay	.....	104	.....	104	.....	3
Cumberland	.....	29	.....	29	.....	.....
Gold River	1	44	.....	43	.....	.....
Sayward	.....	5	.....	5	.....	.....
Tahsis	32	39	8	15	.....	1
Zeballos	.....	8	.....	8	.....	.....
Unincorporated	19	281	.....	262	2	4
Cowichan Valley	646	748	29	131	1	6
Duncan	.....	68	.....	68	.....	.....
Ladysmith	32	59	20	47	.....	.....
Lake Cowichan	.....	31	.....	31	.....	.....
North Cowichan	569	233	359	23	.....	3
Unincorporated	45	357	29	341	1	3
Dewdney-Alouette	758	910	93	245	.....	5
Maple Ridge	437	463	107	133	.....	2
Mission	321	310	87	76	.....	3
Pitt Meadows	.....	94	.....	94	.....	.....
Unincorporated	.....	43	.....	43	.....	.....
East Kootenay	766	800	23	57	3	8
Cranbrook	347	262	96	11	2	4
Elkford	.....	53	.....	53	.....	1
Fernie	189	90	109	10	1	1
Invermere	75	16	62	3	.....	.....
Kimberley	116	95	31	10	.....	1
Sparwood	38	85	5	52	.....	.....
Unincorporated	1	199	.....	198	.....	1
Fraser-Cheam	675	760	19	104	.....	6
Chilliwack City	.....	70	.....	70	.....	1
Chilliwhack City	570	457	163	50	.....	3
Harrison Hot Springs	.....	10	.....	10	.....	.....
Hope	103	55	63	15	.....	.....
Kent	.....	46	.....	46	.....	1
Unincorporated	2	122	.....	120	.....	1
Fraser-Fort George	1,820	1,807	72	59	4	11
Mackenzie	140	166	6	32	.....	.....
McBride	54	15	40	1	.....	.....
Prince George	1,624	1,338	308	22	3	8
Valemount	.....	16	.....	16	.....	.....
Unincorporated	2	272	.....	270	1	3
Greater Vancouver	14,775	13,913	1,056	194	39	89
Burnaby	1,181	1,534	652	1,005	3	8
Coquitlam	2	664	.....	662	1	2
Delta	3	1,020	.....	1,017	4	6
Lions Bay	.....	20	.....	20	.....	2
New Westminster	1,983	462	1,667	146	1	7
North Vancouver City	1,404	426	1,061	83	2	2
North Vancouver District	4	761	.....	757	.....	5
Port Coquitlam	.....	390	.....	390	1	2
Port Moody	.....	183	.....	183	1	.....
Richmond	1,262	1,314	490	542	2	9
Surrey	1,616	2,009	544	937	5	18
University Endowment Area	1	90	.....	89	.....	4

TABLE 45—LIVE BIRTHS BY PLACES OF OCCURRENCE AND RESIDENCE, AND STILLBIRTHS BY PLACES OF RESIDENCE, FOR REGIONAL DISTRICTS AND MUNICIPALITIES, BRITISH COLUMBIA, 1976—*Continued*

Regional District and Place	Total Live Births				Stillbirths	
	Total by Occurrence	Total by Residence	By Occurrence, Residence Elsewhere	By Residence, Occurrence Elsewhere	20–27 Weeks	28 Weeks and Over
Greater Vancouver—*Continued*						
Vancouver	7,005	4,627	2,853	475	18	21
West Vancouver	4	240	1	237	1	1
White Rock	306	120	222	36	.....	2
Unincorporated	4	53	.....	49	.....	.....
Kitimat-Stikine	737	810	14	87	5	10
Hazelton	.....	16	.....	16	.....	.....
Kitimat	252	241	19	8	2	1
Stewart	19	35	.....	16	1	.....
Terrace	379	224	160	5	1	3
Unincorporated	87	294	12	219	1	6
Kootenay-Boundary	410	373	75	36	.....	3
Fruitvale	.....	22	.....	22	.....	1
Grand Forks	111	32	82	3	.....	.....
Greenwood	1	16	.....	15	.....	.....
Midway	.....	6	.....	6	.....	.....
Montrose	.....	19	.....	19	.....	.....
Rossland	.....	46	.....	46	.....	.....
Trail	295	110	188	3	.....	2
Warfield	.....	2	.....	2	.....	.....
Unincorporated	3	120	.....	117	.....	.....
Mount Waddington	179	271	3	95	.....	2
Alert Bay	64	13	51	.....	.....	.....
Port Alice	16	24	7	15	.....	.....
Port Hardy	82	75	30	23	.....	1
Port McNeill	1	35	.....	34	.....	.....
Unincorporated	16	124	.....	108	.....	1
Nanaimo	868	794	118	44	3	5
Nanaimo	855	433	439	17	1	2
Parksville	2	49	.....	47	.....	.....
Qualicum Beach	1	13	1	13	.....	1
Unincorporated	10	299	1	290	2	2
North Okanagan	756	752	38	34	3	2
Armstrong	54	34	33	13	.....	.....
Coldstream	.....	28	.....	28	.....	.....
Enderby	45	19	36	10	.....	.....
Lumby	.....	17	.....	17	.....	.....
Spallumcheen	.....	58	.....	58	.....	.....
Vernon	656	315	350	9	2	.....
Unincorporated	1	281	.....	280	1	2
Okanagan-Similkameen	693	658	53	18	3	3
Keremeos	.....	5	.....	5	.....	.....
Oliver	122	26	106	10	.....	.....
Osoyoos	1	28	1	28	.....	1
Penticton	421	264	164	7	1	1
Princeton	80	52	33	5	.....	.....
Summerland	65	60	10	5	1	.....
Unincorporated	4	223	1	220	1	1
Peace River-Liard	874	874	40	40	4	5
Chetwynd	68	37	40	9	.....	.....
Dawson Creek	280	152	132	4	4	.....
Fort Nelson	77	64	20	7	.....	2
Fort St. John	419	223	202	6	.....	2
Hudson's Hope	.....	21	.....	21	.....	.....
Pouce Coupé	1	10	.....	9	.....	.....
Taylor	.....	13	.....	13	.....	.....
Unincorporated	29	354	1	326	.....	1
Powell River	281	288	13	20	1	1
Powell River	275	188	95	8	.....	1
Unincorporated	6	100	.....	94	1	.....

TABLE 45—LIVE BIRTHS BY PLACES OF OCCURRENCE AND RESIDENCE, AND STILLBIRTHS BY PLACES OF RESIDENCE, FOR REGIONAL DISTRICTS AND MUNICIPALITIES, BRITISH COLUMBIA, 1976—*Continued*

Regional District and Place	Total Live Births				Stillbirths	
	Total by Occurrence	Total by Residence	By Occurrence, Residence Elsewhere	By Residence, Occurrence Elsewhere	20–27 Weeks	28 Weeks and Over
Skeena-Queen Charlotte	467	470	39	42	.....	1
Masset	36	38	10	12	.....	1
Port Clements	.....	4	.....	4	.....	.....
Port Edward	.....	18	.....	18	.....	.....
Prince Rupert	379	289	101	11	.....	.....
Unincorporated	52	121	4	73	.....	.....
Squamish-Lillooet	239	351	5	117	1	.....
Lillooet	84	47	38	1	1	.....
Pemberton	.....	11	.....	11	.....	.....
Squamish	151	176	31	56	.....	.....
Whistler	.....	5	.....	5	.....	.....
Unincorporated	4	112	.....	108	.....	.....
Stikine	25	49	.....	24	1	1
Unincorporated	25	49	.....	24	1	1
Sunshine Coast	144	169	6	31	3	.....
Gibsons	.....	27	.....	27	.....	.....
Sechelt	.....	14	.....	14	1	.....
Unincorporated	144	128	39	23	2	.....
Thompson-Nicola	1,610	1,573	87	50	5	10
Ashcroft	78	34	51	7	.....	.....
Cache Creek	.....	30	.....	30	.....	.....
Chase	.....	25	.....	25	.....	.....
Clinton	.....	18	.....	18	.....	.....
Kamloops	1,283	995	303	15	2	6
Logan Lake	.....	28	.....	28	.....	.....
Lytton	26	19	12	5	.....	1
Merritt	137	107	41	11	1	.....
Unincorporated	86	317	3	234	2	3

TABLE 46—LIVE BIRTHS, BY SINGLE YEARS OF MOTHER'S AGE AND AGE OF FATHER IN FIVE-YEAR GROUPS, BRITISH COLUMBIA, 1976

Age of Mother	Live Births by Age-group of Father (Years)																								Total	
	Under 20		20–24		25–29		30–34		35–39		40–44		45–49		50–54		55–59		60–64		65+		Not Stated			
	M	F	M	F	M	F	M	F	M	F	M	F	M	F	M	F	M	F	M	F	M	F	M	F	M	F
Totals	398	344	3,535	3,336	6,783	6,335	4,223	3,993	1,653	1,543	550	518	191	164	61	43	15	18	6	2	3	....	1,123	1,011	18,541	17,307
13 years	....	....	....	....	....	....	....	....	....	....	....	....	....	....	....	....	....	....	....	....	....	....	2	5	2	5
14 "	1	2	2	....	....	1	....	....	....	....	....	....	....	....	....	....	....	....	....	....	....	....	15	18	18	21
15 "	14	8	13	11	3	2	....	....	....	....	....	....	....	....	....	....	....	....	....	....	....	....	52	51	82	72
16 "	42	44	47	43	7	9	4	1	1	....	1	....	....	....	....	....	....	....	....	....	....	....	114	88	216	185
17 "	104	91	108	126	29	26	6	4	2	2	....	2	....	1	....	....	....	....	....	....	....	....	139	137	388	389
18 "	108	85	242	246	61	54	11	11	5	3	....	....	....	....	....	....	....	....	....	....	....	....	131	141	559	542
19 "	72	59	433	395	142	116	40	24	6	10	4	1	....	....	....	....	....	....	....	....	....	....	133	107	830	712
20 "	31	30	555	520	251	220	51	38	13	15	3	3	1	2	....	1	....	....	....	....	....	....	87	95	992	934
21 "	13	15	641	553	409	362	61	72	25	23	6	7	5	....	....	....	....	....	....	1	....	....	91	60	1,251	1,093
22 "	4	6	532	550	586	540	98	101	34	24	5	7	3	1	4	....	....	....	....	....	....	....	68	56	1,334	1,285
23 "	....	2	384	362	685	674	145	155	30	35	7	9	6	5	....	....	....	....	....	....	....	....	46	41	1,303	1,283
24 "	4	1	260	223	862	843	195	171	44	47	16	8	8	4	4	2	....	....	1	1	1	....	47	35	1,442	1,335
25 "	4	....	133	112	930	852	260	247	50	64	16	20	5	3	5	5	1	....	1	....	....	....	31	31	1,436	1,334
26 "	....	....	70	68	869	833	347	330	85	79	21	17	6	4	3	....	....	2	....	....	....	....	32	26	1,433	1,359
27 "	....	....	34	50	715	639	428	431	104	104	22	24	11	7	3	....	1	....	2	....	....	....	24	25	1,344	1,280
28 "	1	1	31	32	540	486	547	503	135	113	25	31	5	9	4	1	1	3	....	....	....	....	26	17	1,315	1,196
29 "	....	....	13	18	823	333	582	537	143	120	42	33	6	15	1	2	....	1	....	....	....	....	16	21	1,126	1,080
30 "	....	....	11	13	168	153	481	412	145	140	31	29	10	12	1	3	4	1	....	....	....	....	13	10	864	773
31 "	....	....	10	4	73	75	350	341	151	130	35	29	12	7	2	2	....	....	....	....	....	....	9	11	642	599
32 "	....	....	5	2	51	31	233	267	141	115	41	35	10	7	2	1	2	....	....	....	....	....	17	7	502	465
33 "	....	....	5	3	25	37	175	148	149	131	25	34	15	8	3	2	1	1	....	....	....	....	7	7	405	371
34 "	....	....	1	1	21	12	92	82	124	121	26	29	11	10	4	2	2	1	....	....	....	....	2	1	283	259
35 "	....	....	2	2	12	14	47	38	90	98	49	33	9	13	6	3	1	1	1	....	....	....	6	5	223	207
36 "	....	....	2	....	5	9	23	34	69	69	29	46	10	11	3	1	....	3	....	....	....	....	3	6	144	179
37 "	....	....	....	1	8	6	17	13	37	46	42	28	14	7	3	4	....	1	1	....	....	....	4	2	126	108
38 "	....	....	....	....	1	2	13	9	29	29	32	30	17	10	2	1	....	1	....	....	....	....	1	2	95	84
39 "	....	....	1	1	3	2	7	4	21	12	27	16	4	8	1	2	....	1	....	....	....	....	4	1	68	47
40 "	....	....	....	....	3	....	2	3	15	6	15	19	7	10	1	2	2	....	....	....	1	....	....	2	46	42
41 "	....	....	....	....	....	1	2	2	4	3	16	11	5	2	3	4	....	1	....	....	....	....	....	1	30	25
42 "	....	....	....	....	....	2	2	2	1	2	7	9	4	2	1	2	....	1	....	....	....	....	....	....	15	20
43 "	....	....	....	....	1	1	....	....	....	1	2	3	3	2	2	....	....	....	....	....	....	....	....	....	8	7
44 "	....	....	....	....	....	....	2	....	....	....	5	2	2	2	1	1	....	....	....	....	1	....	....	....	11	5
45 "	....	....	....	....	....	....	1	1	....	....	....	....	1	1	....	....	....	....	....	....	....	....	....	....	2	2
46 "	....	....	....	....	....	....	1	....	....	....	....	2	....	....	1	1	....	....	....	....	....	....	....	....	2	3
47 "	....	....	....	....	....	....	....	1	....	1	....	....	1	....	....	....	....	....	....	....	....	....	....	....	1	2
48 "	....	....	....	....	....	....	....	....	....	....	....	1	....	....	....	....	....	....	....	....	....	....	....	....	....	1
50 and over	....	....	....	....	....	....	....	1	....	....	....	....	....	....	....	....	....	....	....	....	....	....	....	....	....	1
Not stated	....	....	....	....	....	....	....	....	....	....	....	....	....	....	....	....	....	....	....	....	....	....	3	2	3	2

TABLE 47—LEGITIMATE AND ILLEGITIMATE LIVE BIRTHS, BY SINGLE YEARS OF MOTHER'S AGE, BRITISH COLUMBIA, 1976

Age of Mother	Legitimate Births		Illegitimate Births		Total Born to All Mothers	
	Male	Female	Male	Female	Male	Female
Total	16,115	15,116	2,426	2,191	18,541	17,307
13 years	.....	.....	2	5	2	5
14 "	2	1	16	20	18	21
15 "	6	6	76	66	82	72
16 "	51	50	165	135	216	185
17 "	145	158	243	231	388	389
18 "	303	309	256	233	559	542
19 "	575	499	255	213	830	712
20 "	799	735	193	199	992	934
21 "	1,058	924	193	169	1,251	1,093
22 "	1,172	1,150	162	135	1,334	1,295
23 "	1,169	1,165	134	118	1,303	1,283
24 "	1,318	1,236	124	99	1,442	1,335
25 "	1,348	1,247	88	87	1,436	1,334
26 "	1,346	1,279	87	80	1,433	1,359
27 "	1,271	1,206	73	74	1,344	1,280
28 "	1,237	1,136	78	65	1,315	1,196
29 "	1,070	1,006	56	74	1,126	1,080
30 "	816	728	48	45	864	773
31 "	599	572	43	27	642	599
32 "	464	436	38	29	502	465
33 "	380	349	25	22	405	371
34 "	268	245	15	14	283	259
35 "	205	197	18	10	223	207
36 "	132	164	12	15	144	179
37 "	117	101	9	7	126	108
38 "	93	78	2	6	95	84
39 "	61	44	7	3	68	47
40 "	43	37	3	5	46	42
41 "	29	23	1	2	30	25
42 "	15	18	.....	2	15	20
43 "	6	7	2	.....	8	7
44 "	11	5	.....	.....	11	5
45 "	1	2	1	.....	2	2
46 "	2	3	.....	.....	2	3
47 "	1	1	.....	1	1	2
48 "	.....	1	.....	.....	.....	1
50 and over	.....	1	.....	.....	.....	1
Not stated	2	2	1	.....	3	2

TABLE 48—LIVE BIRTHS BY SINGE YEARS OF MOTHER'S AGE, SEX,

Age of Mother	Total		1st		2nd		3rd		4th		5th		6th	
	M	F	M	F	M	F	M	F	M	F	M	F	M	F
Total	18,541	17,307	8,559	7,768	6,197	5,955	2,494	2,339	793	779	275	261	118	106
13 years	2	5	2	5	.....	.....	.....	.....	.....	.....	.....	.....	.....	.....
14 "	18	21	18	21	.....	.....	.....	.....	.....	.....	.....	.....	.....	.....
15 "	82	72	80	69	2	3	.....	.....	.....	.....	.....	.....	.....	.....
16 "	216	185	205	172	10	13	1	.....	.....	.....	.....	.....		
17 "	388	389	336	335	49	48	2	6	1	.....	.....	.....	.....	.....
18 "	559	542	446	432	100	99	12	10	1	.....	.....	1	.....	.....
19 "	830	712	598	515	207	166	20	29	3	2	1	.....	.....	.....
20 "	992	934	665	584	257	305	64	37	4	6	.....	1	2	1
21 "	1,251	1,093	738	630	412	371	86	74	12	16	2	1	1	.....
22 "	1,334	1,285	725	661	450	474	127	121	25	19	6	7	.....	3
23 "	1,303	1,283	660	655	487	443	123	149	26	33	6	3	.....	.....
24 "	1,442	1,335	688	600	530	509	188	165	24	48	8	7	4	6
25 "	1,436	1,334	628	561	525	527	208	179	54	47	16	15	4	3
26 "	1,433	1,359	623	532	527	522	203	221	61	60	16	16	2	4
27 "	1,344	1,280	507	472	505	511	230	220	70	63	18	11	9	.....
28 "	1,315	1,196	481	434	510	468	220	206	74	55	19	21	8	8
29 "	1,126	1,080	353	348	442	419	226	199	67	76	29	27	4	7
30 "	864	773	249	228	343	290	175	162	67	65	17	15	9	7
31 "	642	599	156	163	240	218	159	133	60	56	18	19	7	4
32 "	502	465	115	96	175	159	128	122	51	58	22	20	8	5
33 "	405	371	81	68	137	141	103	70	43	49	21	22	14	9
34 "	283	259	71	57	84	86	64	53	36	36	12	13	9	8
35 "	223	207	47	43	72	60	46	65	31	17	10	12	9	7
36 "	144	179	24	34	43	40	37	48	18	21	8	15	6	9
37 "	126	108	21	17	24	31	30	22	25	14	14	10	6	6
38 "	95	84	16	8	29	25	21	23	9	15	11	7	2	1
39 "	68	47	9	10	14	9	14	9	11	5	6	6	1	4
40 "	46	42	7	8	9	4	3	8	7	6	5	7	7	5
41 "	30	25	4	7	8	1	2	4	3	3	4	4	2	5
42 "	15	20	1	3	3	6	1	3	4	3	4	.....	1	2
43 "	8	7	.....	.....	1	2	.....	1	3	1	.....	1	1	.....
44 "	11	5	4	.....	1	1	.....	.....	2	2	1	.....	1	1
45 "	2	2	.....	.....	1	.....	.....	.....	.....	1	.....	.....	.....	1
46 "	2	3	.....	.....	.....	1	.....	.....	1	2	1	.....	.....	.....
47 "	1	2	.....	.....	.....	1	.....	.....	.....	.....	.....	.....	1	.....
48 "	.....	1	.....	.....	.....	1	.....	.....	.....	.....	.....	.....	.....	.....
50 and over	.....	1	.....	.....	.....	1	.....	.....	.....	.....	.....	.....	.....	.....
Not stated	3	2	1	.....	.....	.....	1	.....	.....	.....	.....	.....	.....	.....

AND TOTAL BIRTH ORDER, BRITISH COLUMBIA, 1976

Order of Birth of Child																	
7th		8th		9th		10th		11th		12th		13th		14th		Not Stated	
M	F	M	F	M	F	M	F	M	F	M	F	M	F	M	F	M	F
45	56	30	19	14	11	6	5	5	3	3	.....	.....	1	.....	2	2	2
.....	.....	.....	.....	.....	.....	.....	.....	.....	.....	.....	.....	.....	.....	.....	.....	.....	.....
.....	.....	.....	.....	.....	.....	.....	.....	.....	.....	.....	.....	.....	.....	.....	.....	.....	.....
.....	.....	.....	.....	.....	.....	.....	.....	.....	.....	.....	.....	.....	.....	.....	.....	.....	.....
.....	.....	.....	.....	.....	.....	.....	.....	.....	.....	.....	.....	.....	.....	.....	.....	.....	.....
.....	.....	.....	.....	.....	.....	.....	.....	.....	.....	.....	.....	.....	.....	.....	.....	.....	.....
.....	.....	.....	.....	.....	.....	.....	.....	.....	.....	.....	.....	.....	.....	.....	.....	.....	.....
.....	.....	.....	.....	.....	.....	.....	.....	.....	.....	.....	.....	.....	.....	.....	.....	1	.....
.....	.....	.....	.....	.....	.....	.....	.....	.....	.....	.....	.....	.....	.....	.....	.....	.....	.....
.....	1	.....	.....	.....	.....	.....	.....	.....	.....	.....	.....	.....	.....	.....	.....	.....	.....
.....	.....	1	.....	.....	.....	.....	.....	.....	.....	.....	.....	.....	.....	.....	.....	.....	.....
1	.....	.....	.....	.....	.....	.....	.....	.....	.....	.....	.....	.....	.....	.....	.....	.....	.....
.....	.....	.....	.....	.....	.....	.....	.....	.....	.....	.....	.....	.....	.....	.....	.....	.....	.....
.....	2	1	.....	.....	.....	.....	.....	.....	.....	.....	.....	.....	.....	.....	.....	.....	.....
1	3	.....	1	.....	.....	.....	.....	.....	.....	.....	.....	.....	.....	.....	.....	.....	.....
3	2	2	1	.....	.....	.....	.....	.....	.....	.....	.....	.....	.....	.....	.....	.....	.....
2	3	.....	.....	.....	.....	.....	.....	1	1	.....	.....	.....	.....	.....	.....	.....	.....
3	3	2	1	.....	.....	.....	.....	.....	.....	.....	.....	.....	.....	.....	.....	.....	.....
3	4	.....	.....	1	.....	.....	1	.....	1	.....	.....	.....	.....	.....	.....	.....	.....
1	4	.....	.....	1	2	.....	.....	.....	.....	.....	.....	.....	.....	.....	.....	.....	.....
1	5	2	.....	.....	.....	.....	.....	.....	.....	.....	.....	.....	.....	.....	.....	.....	.....
2	7	.....	3	2	2	2	.....	.....	.....	.....	.....	.....	.....	.....	.....	.....	.....
4	3	2	2	1	1	.....	.....	.....	.....	.....	.....	.....	.....	.....	.....	.....	.....
3	2	3	.....	1	.....	1	1	.....	.....	.....	.....	.....	.....	.....	.....	.....	.....
3	4	2	6	1	2	.....	.....	1	.....	1	.....	.....	.....	.....	.....	.....	.....
3	6	2	.....	1	2	.....	.....	.....	.....	.....	.....	.....	.....	.....	.....	.....	.....
3	3	3	1	1	.....	.....	.....	.....	1	.....	.....	.....	.....	.....	.....	.....	.....
6	1	3	2	2	1	2	.....	.....	.....	.....	.....	.....	.....	.....	.....	.....	.....
1	.....	2	1	3	.....	1	2	1	.....	.....	.....	.....	.....	.....	1	.....	.....
3	1	3	.....	.....	.....	.....	.....	.....	.....	1	.....	.....	.....	.....	.....	.....	.....
.....	.....	.....	.....	.....	1	.....	1	.....	.....	1	.....	.....	1	.....	.....	.....	.....
1	2	1	.....	.....	.....	.....	.....	1	.....	.....	.....	.....	.....	.....	.....	.....	.....
1	.....	.....	1	.....	.....	.....	.....	1	.....	.....	.....	.....	.....	.....	.....	.....	.....
.....	.....	1	.....	.....	.....	.....	.....	.....	.....	.....	.....	.....	.....	.....	.....	.....	.....
.....	.....	.....	.....	.....	.....	.....	.....	.....	.....	.....	.....	.....	.....	.....	.....	.....	.....
.....	.....	.....	.....	.....	.....	.....	.....	.....	.....	.....	.....	.....	.....	.....	1	.....	.....
.....	.....	.....	.....	.....	.....	.....	.....	.....	.....	.....	.....	.....	.....	.....	.....	.....	.....
.....	.....	.....	.....	.....	.....	.....	.....	.....	.....	.....	.....	.....	.....	.....	.....	.....	.....
.....	.....	.....	.....	.....	.....	.....	.....	.....	.....	.....	.....	.....	.....	.....	.....	1	2

TABLE 49—SINGLE AND MULTIPLE BIRTHS OF LIVE AND STILLBORN CHILDREN, BY SINGLE YEARS OF MOTHER'S AGE, *BRITISH COLUMBIA, 1976*

Age of Mother	Total Children			Single		Sets of Twins			Sets of Triplets		Total Confinements
	Total	Liveborn	Stillborn	Liveborn	Stillborn	Both Liveborn	1 Liveborn 1 Stillborn	Both Stillborn	All Liveborn	2 Liveborn 1 Stillborn	
Totals	36,209	35,848	361	35,244	334	292	12	7	2	1	35,892
13 years	7	7	...	7	...	...	...	...	...	...	7
14 "	41	39	2	39	2	...	...	...	...	...	41
15 "	154	154	...	152	...	1	...	...	...	...	153
16 "	405	401	4	399	4	1	...	...	...	...	404
17 "	787	777	10	767	10	5	...	...	...	...	782
18 "	1,109	1,101	8	1,097	8	2	...	...	...	...	1,107
19 "	1,555	1,542	13	1,526	13	8	...	...	...	...	1,547
20 "	1,961	1,926	35	1,899	30	13	1	2	...	...	1,945
21 "	2,362	2,344	18	2,304	17	18	1	...	1	...	2,341
22 "	2,649	2,619	30	2,565	28	27	...	1	...	...	2,621
23 "	2,609	2,586	23	2,545	22	20	1	...	...	...	2,588
24 "	2,803	2,777	26	2,729	25	22	1	...	1	...	2,778
25 "	2,809	2,770	39	2,732	34	18	...	2	...	1	2,787
26 "	2,810	2,792	18	2,748	16	22	...	1	...	...	2,787
27 "	2,650	2,624	26	2,580	26	22	...	...	...	...	2,628
28 "	2,529	2,511	18	2,463	18	24	...	...	...	...	2,505
29 "	2,223	2,206	17	2,164	15	20	2	...	...	...	2,201
30 "	1,647	1,637	10	1,613	10	12	...	...	...	...	1,635
31 "	1,253	1,241	12	1,222	9	9	1	1	...	...	1,242
32 "	980	967	13	936	12	15	1	...	...	...	964
33 "	786	776	10	750	8	12	2	...	...	...	772
34 "	547	542	5	528	5	7	...	...	...	...	540
35 "	434	430	4	420	4	5	...	...	...	...	429
36 "	329	323	6	317	6	3	...	...	...	...	326
37 "	237	234	3	227	2	3	1	...	...	...	233
38 "	181	179	2	175	2	2	...	...	...	...	179
39 "	119	115	4	115	4	...	...	...	...	...	119
40 "	89	88	1	86	1	1	...	...	...	...	88
41 "	55	55	...	55	...	...	...	...	...	...	55
42 "	37	35	2	34	1	...	1	...	...	...	36
43 "	15	15	...	15	...	...	...	...	...	...	15
44 "	18	16	2	16	2	...	...	...	...	...	18
45 "	4	4	...	4	...	...	...	...	...	...	4
46 "	5	5	...	5	...	...	...	...	...	...	5
47 "	3	3	...	3	...	...	...	...	...	...	3
48 "	1	1	...	1	...	...	...	...	...	...	1
50 and over	1	1	...	1	...	...	...	...	...	...	1
Not stated	5	5	...	5	...	...	...	...	...	...	5

TABLE 50—STILLBIRTHS BY SEX AND PERIOD OF GESTATION, BRITISH COLUMBIA, 1976

Period of Gestation	Male	Female	Period of Gestation	Male	Female
20 weeks	5	5	35 weeks	6	2
21 "	5	1	36 "	16	12
22 "	10	12	37 "	5	12
23 "	4	7	38 "	11	3
24 "	11	10	39 "	8	8
25 "	7	4	40 "	25	25
26 "	9	6	41 "	9	8
27 "	5	8	42 "	7	1
28 "	7	3	43 "	2	1
29 "	3	5	44 weeks and over	1	1
30 "	9	4	Not stated	3	1
31 "	4	2			
32 "	11	8	Totals	197[1]	164[2]
33 "	7	7	Totals, 20 – 27 weeks	56	53
34 "	7	8	Totals, 28 weeks and over	138	110

[1]Includes three stillbirths for which gestation period was not stated.
[2]Includes one stillbirth for which gestation period was not stated.

INFANT MORTALITY

TABLE 51—INFANT DEATHS, TOTAL AND IN HOSPITAL, BY PLACES OF OCCURRENCE AND RESIDENCE, FOR REGIONAL DISTRICTS AND MUNICIPALITIES, BRITISH COLUMBIA, 1976

Regional District and Place	Total Infant Deaths					Infant Deaths in Hospital	
	Total by Occurrence	By Residence				Total by Occurrence	Total by Residence
		Total	Neonatal		Post Neonatal		
			Under 7 Days	7–27 Days			
British Columbia	498	495	301	31	163	405	403
Alberni-Clayoquot	8	13	5	2	6	3	8
Port Alberni	4	7	4	2	1	1	4
Tofino	2	.....	.....	.....	.....	2	.....
Ucluelet	.....	1	.....	.....	1	.....	1
Unincorporated	2	5	1	.....	4	.....	3
Bulkley-Nechako	7	12	5	.....	7	4	9
Burns Lake	.....	1	1	.....	.....	.....	1
Fort St. James	1	1	.....	.....	1	1	1
Fraser Lake	.....	.....	.....	.....	.....	.....	.....
Houston	.....	.....	.....	.....	.....	.....	.....
Smithers	2	2	1	.....	1	2	2
Telkwa	.....	.....	.....	.....	.....	.....	.....
Vanderhoof	.....	2	1	.....	1	.....	2
Unincorporated	4	6	2	.....	4	1	3
Capital (Victoria area)	26	22	12	1	9	21	18
Central Saanich	1	2	1	.....	1	.....	1
Esquimalt	.....	3	3	.....	.....	.....	3
North Saanich	.....	.....	.....	.....	.....	.....	.....
Oak Bay	.....	.....	.....	.....	.....	.....	.....
Saanich	.....	6	4	1	1	.....	6
Sidney	.....	.....	.....	.....	.....	.....	.....
Victoria	25	7	3	.....	4	21	7
Unincorporated	.....	4	1	.....	3	.....	1
Cariboo	17	17	11	.....	6	12	13
100 Mile House	.....	1	1	.....	.....	.....	1
Quesnel	7	3	3	.....	.....	5	3
Williams Lake	9	3	3	.....	.....	7	3
Unincorporated	1	10	4	.....	6	.....	6
Central Coast	3	3	.....	.....	3	1	1
Unincorporated	3	3	.....	.....	3	1	1
Central Fraser Valley	12	16	7	.....	9	6	11
Abbotsford	.....	1	.....	.....	1	.....	1
Langley City	1	3	1	.....	2	.....	2
Langley District	4	6	4	.....	2	2	4
Matsqui	7	6	2	.....	4	4	4
Unincorporated	.....	.....	.....	.....	.....	.....	.....
Central Kootenay	11	13	8	1	4	10	12
Castlegar	3	2	.....	.....	2	2	1
Creston	3	2	1	.....	1	3	2
Kaslo	1	.....	.....	.....	.....	1	.....
Nakusp	.....	.....	.....	.....	.....	.....	.....
Nelson	4	2	1	1	.....	4	2
New Denver	.....	.....	.....	.....	.....	.....	.....
Salmo	.....	.....	.....	.....	.....	.....	.....
Silverton	.....	.....	.....	.....	.....	.....	.....
Slocan	.....	.....	.....	.....	.....	.....	.....
Unincorporated	.....	7	6	.....	1	.....	7
Central Okanagan	10	12	8	.....	4	9	11
Kelowna	10	10	8	.....	2	9	9
Peachland	.....	1	.....	.....	1	.....	1
Unincorporated	.....	1	.....	.....	1	.....	1

TABLE 51—INFANT DEATHS, TOTAL AND IN HOSPITAL, BY PLACES OF OCCURRENCE AND RESIDENCE, FOR REGIONAL DISTRICTS AND MUNICIPALITIES, BRITISH COLUMBIA, 1976—*Continued*

Regional District and Place	Total Infant Deaths					Infant Deaths in Hospital	
	Total by Occurrence	By Residence				Total by Occurrence	Total by Residence
		Total	Neonatal		Post Neonatal		
			Under 7 Days	7–27 Days			
Columbia-Shuswap	4	3	2	.....	1	2	2
Golden	.....	.....	.....	.....	.....	.....	.....
Revelstoke	.....	1	1	.....	.....	.....	1
Salmon Arm	1	1	1	.....	.....	1	1
Unincorporated	3	1	.....	.....	1	1	.....
Comox-Strathcona	13	17	12	.....	5	10	14
Campbell River	3	4	2	.....	2	2	4
Comox	6	2	1	.....	1	5	1
Courtenay	1	2	1	.....	1	.....	1
Cumberland	.....	1	1	.....	.....	.....	1
Gold River	.....	.....	.....	.....	.....	.....	.....
Sayward	.....	1	1	.....	.....	.....	1
Tahsis	3	2	2	.....	.....	3	2
Zeballos	.....	.....	.....	.....	.....	.....	.....
Unincorporated	.....	5	4	.....	1	.....	4
Cowichan Valley	6	14	8	1	5	4	11
Duncan	.....	2	2	.....	.....	.....	2
Ladysmith	.....	2	2	.....	.....	.....	2
Lake Cowichan	.....	.....	.....	.....	.....	.....	.....
North Cowichan	4	4	2	.....	2	4	3
Unincorporated	2	6	2	1	3	.....	4
Dewdney-Alouette	6	12	5	1	6	1	7
Maple Ridge	5	5	1	1	3	1	2
Mission	1	4	2	.....	2	.....	3
Pitt Meadows	.....	3	2	.....	1	.....	2
Unincorporated	.....	.....	.....	.....	.....	.....	.....
East Kootenay	7	9	8	1	.....	7	9
Cranbrook	6	5	4	1	.....	6	5
Elkford	.....	.....	.....	.....	.....	.....	.....
Fernie	1	.....	.....	.....	.....	1	.....
Invermere	.....	.....	.....	.....	.....	.....	.....
Kimberley	.....	.....	.....	.....	.....	.....	.....
Sparwood	.....	2	2	.....	.....	.....	2
Unincorporated	.....	2	2	.....	.....	.....	2
Fraser-Cheam	5	5	3	.....	2	2	3
Chilliwack City	.....	.....	.....	.....	.....	.....	.....
Chilliwhack District	3	5	3	.....	2	2	3
Harrison Hot Springs	.....	.....	.....	.....	.....	.....	.....
Hope	1	.....	.....	.....	.....	.....	.....
Kent	.....	.....	.....	.....	.....	.....	.....
Unincorporated	1	.....	.....	.....	.....	.....	.....
Fraser-Fort George	22	20	12	1	7	14	12
Mackenzie	.....	.....	.....	.....	.....	.....	.....
McBride	.....	.....	.....	.....	.....	.....	.....
Prince George	20	17	10	1	6	14	11
Valemount	.....	1	1	.....	.....	.....	.....
Unincorporated	2	2	1	.....	1	.....	1
Greater Vancouver	212	175	113	18	44	195	155
Burnaby	12	16	12	1	3	11	13
Coquitlam	1	12	8	1	3	.....	11
Delta	.....	14	10	1	3	.....	13
Lions Bay	.....	.....	.....	.....	.....	.....	.....
New Westminster	31	9	6	2	1	28	8
North Vancouver City	9	4	3	1	.....	8	4
North Vancouver District	.....	13	9	.....	4	.....	11
Port Coquitlam	.....	4	4	.....	.....	.....	4

TABLE 51—INFANT DEATHS, TOTAL AND IN HOSPITAL, BY PLACES OF OCCURRENCE AND RESIDENCE, FOR REGIONAL DISTRICTS AND MUNICIPALITIES, BRITISH COLUMBIA, 1976—*Continued*

Regional District and Place	Total Infant Deaths					Infant Deaths in Hospital	
	Total by Occurrence	By Residence				Total by Occurrence	Total by Residence
		Total	Neonatal		Post Neonatal		
			Under 7 Days	7–27 Days			
Greater Vancouver—*Continued*							
Port Moody	.....	2	2	.....	.....	.....	2
Richmond	10	12	6	2	4	8	10
Surrey	15	30	17	4	9	12	27
University Endowment Area	.....	1	1	.....	.....	.....	1
Vancouver	134	55	33	5	17	128	48
West Vancouver	.....	3	2	1	.....	.....	3
White Rock	.....	.....	.....	.....	.....	.....	.....
Unincorporated	.....	.....	.....	.....	.....	.....	.....
Kitimat-Stikine	16	18	8	2	8	13	15
Hazelton	.....	1	.....	1	.....	.....	1
Kitimat	2	2	2	.....	.....	1	2
Stewart	.....	.....	.....	.....	.....	.....	.....
Terrace	11	7	3	1	3	11	7
Unincorporated	3	8	3	.....	5	1	5
Kootenay-Boundary	5	6	3	1	2	4	5
Fruitvale	.....	.....	.....	.....	.....	.....	.....
Grand Forks	2	.....	.....	.....	.....	2	.....
Greenwood	.....	1	1	.....	.....	.....	1
Midway	.....	.....	.....	.....	.....	.....	.....
Montrose	.....	.....	.....	.....	.....	.....	.....
Rossland	.....	1	1	.....	.....	.....	1
Trail	2	.....	.....	.....	.....	2	.....
Warfield	.....	.....	.....	.....	.....	.....	.....
Unincorporated	1	4	1	1	2	.....	3
Mount Waddington	4	4	4	.....	.....	4	4
Alert Bay	2	.....	.....	.....	.....	2	.....
Port Alice	.....	.....	.....	.....	.....	.....	.....
Port Hardy	2	1	1	.....	.....	2	1
Port McNeill	.....	.....	.....	.....	.....	.....	.....
Unincorporated	.....	3	3	.....	.....	.....	3
Nanaimo	20	17	9	.....	8	16	13
Nanaimo	19	12	7	.....	5	16	10
Parksville	.....	2	2	.....	.....	.....	2
Qualicum Beach	.....	.....	.....	.....	.....	.....	.....
Unincorporated	1	3	.....	.....	3	.....	1
North Okanagan	8	9	5	.....	4	6	7
Armstrong	.....	.....	.....	.....	.....	.....	.....
Coldstream	.....	.....	.....	.....	.....	.....	.....
Enderby	.....	1	1	.....	.....	.....	1
Lumby	.....	.....	.....	.....	.....	.....	.....
Spallumcheen	.....	1	.....	.....	1	.....	1
Vernon	7	4	3	.....	1	6	3
Unincorporated	1	3	1	.....	2	.....	2
Okanagan-Similkameen	13	13	8	.....	5	11	11
Keremeos	.....	.....	.....	.....	.....	.....	.....
Oliver	1	1	.....	.....	1	1	.....
Osoyoos	.....	2	2	.....	.....	.....	2
Penticton	12	6	5	.....	1	10	6
Princeton	.....	.....	.....	.....	.....	.....	.....
Summerland	.....	.....	.....	.....	.....	.....	.....
Unincorporated	.....	4	1	.....	3	.....	3
Peace River-Liard	14	14	11	.....	3	10	11
Chetwynd	.....	1	1	.....	.....	.....	1
Dawson Creek	5	3	3	.....	.....	4	3

TABLE 51—INFANT DEATHS, TOTAL AND IN HOSPITAL, BY PLACES OF OCCURRENCE AND RESIDENCE, FOR REGIONAL DISTRICTS AND MUNICIPALITIES, BRITISH COLUMBIA, 1976—*Continued*

Regional District and Place	Total Infant Deaths					Infant Deaths in Hospital	
	Total by Occurrence	By Residence				Total by Occurrence	Total by Residence
		Total	Neonatal		Post Neonatal		
			Under 7 Days	7–27 Days			
Peace River-Liard—*Continued*							
Fort Nelson	1	3	2	.....	1	1	2
Fort St. John	6	4	2	.....	2	5	3
Hudson's Hope	.....	.....	.....	.....	.....	.....	.....
Pouce Coupé	.....	.....	.....	.....	.....	.....	.....
Taylor	.....	.....	.....	.....	.....	.....	.....
Unincorporated	2	3	3	.....	.....	.....	2
Powell River	1	1	1	.....	.....	1	1
Powell River	1	1	1	.....	.....	1	1
Unincorporated	.....	.....	.....	.....	.....	.....	.....
Skeena-Queen Charlotte	9	9	7	.....	2	7	7
Masset	.....	2	1	.....	1	.....	1
Port Clements	.....	.....	.....	.....	.....	.....	.....
Port Edward	.....	.....	.....	.....	.....	.....	.....
Prince Rupert	9	6	5	.....	1	7	5
Unincorporated	.....	1	1	.....	.....	.....	1
Squamish-Lillooet	3	4	2	.....	2	2	3
Lillooet	2	.....	.....	.....	.....	2	.....
Pemberton	.....	.....	.....	.....	.....	.....	.....
Squamish	1	2	1	.....	1	.....	1
Unincorporated	.....	2	1	.....	1	.....	2
Stikine	1	2	1	.....	1	.....	.....
Unincorporated	1	2	1	.....	1	.....	.....
Sunshine Coast	2	2	1	.....	1	2	2
Gibsons	.....	.....	.....	.....	.....	.....	.....
Sechelt	.....	.....	.....	.....	.....	.....	.....
Unincorporated	2	2	1	.....	1	2	2
Thompson-Nicola	33	33	22	2	9	28	28
Ashcroft	1	1	1	.....	.....	1	1
Cache Creek	.....	.....	.....	.....	.....	.....	.....
Chase	2	1	1	.....	.....	.....	.....
Clinton	.....	1	1	.....	.....	.....	1
Kamloops	26	17	11	1	5	24	15
Logan Lake	.....	.....	.....	.....	.....	.....	.....
Lytton	.....	.....	.....	.....	.....	.....	.....
Merritt	2	4	3	.....	1	2	4
Unincorporated	2	9	5	1	3	1	7

TABLE 52—INFANT DEATHS BY SELECTED CAUSE, SEX, AND AGE, BRITISH COLUMBIA, 1976

Detailed Int. List No.	Cause of Death		Age at Death																							
				Neonatal											Post-neonatal											
			Total	Total Under 28 Days	Under 1 Day	1 Day	2 Days	3 Days	4 Days	5 Days	6 Days	7–13 Days	14–20 Days	21–27 Days	Total, 28 Days to 1 Year	28 Days and Under 2 Months	2 Months	3 Months	4 Months	5 Months	6 Months	7 Months	8 Months	9 Months	10 Months	11 Months
	All causes	T	495	332	199	45	23	16	8	5	5	15	10	6	163	43	36	20	23	10	9	7	8	3	2	2
		M	292	201	115	31	16	11	5	2	2	8	6	5	91	27	19	11	13	8	3	4	2	2	1	1
		F	203	131	84	14	7	5	3	3	3	7	4	1	72	16	17	9	10	2	6	3	6	1	1	1
004, 008–009	Dysentery	M	2	1	....	....	....	....	....	....	....	1	....	....	1	....	1	....	....	....	....	....	....	....	....	....
038	Septicaemia	M	2	2	....	....	....	....	....	....	....	1	1	....	....	....	....	....	....	....	....	....	....	....	....	....
		F	1	1	....	....	....	....	....	....	....	1	....	....	....	....	....	....	....	....	....	....	....	....	....	....
191–192	Malignant neoplasm of brain and nervous system	M	1	....	....	....	....	....	....	....	....	....	....	....	1	....	....	....	....	....	....	....	1	....	....	....
Resid. in 140–209	Other malignant neoplasms	M	1	....	....	....	....	....	....	....	....	....	....	....	1	....	....	....	....	....	....	....	....	1	....	....
230–239	Neoplasm of unspecified nature	M	2	1	1	....	....	....	....	....	....	....	....	....	1	....	....	....	....	....	....	1	....	....	....	....
270–279	Other metabolic diseases	M	1	....	....	....	....	....	....	....	....	....	....	....	1	....	....	....	....	1	....	....	....	....	....	....
		F	1	....	....	....	....	....	....	....	....	....	....	....	1	....	....	....	....	....	....	....	....	1	....	....
Resid. in 240–279	Other allergic, endocrine, and metabolic diseases	M	1	1	....	....	....	....	....	....	....	1	....	....	....	....	....	....	....	....	....	....	....	....	....	....
		F	1	....	....	....	....	....	....	....	....	....	....	....	1	....	....	....	....	....	....	....	1	....	....	
280–289	Diseases of blood and blood-forming organs	F	1	....	....	....	....	....	....	....	....	....	....	....	1	....	....	....	1	....	....	....	....	....	....	
320	Meningitis	M	3	1	....	....	....	....	....	....	....	....	....	1	2	....	....	....	1	....	....	1	....	....	....	....
Resid. in 320–389	Other diseases of the nervous system and sense organs	F	1	....	....	....	....	....	....	....	....	....	....	....	1	....	....	....	1	....	....	....	....	....	....	....
390–458	Diseases of the circulatory system	M	1	....	....	....	....	....	....	....	....	....	....	....	1	....	....	1	....	....	....	....	....	....	....	....
		F	2	....	....	....	....	....	....	....	....	....	....	....	2	....	....	....	....	....	....	....	1	....	....	1
460–466	Acute respiratory infections	F	4	....	....	....	....	....	....	....	....	....	....	....	4	....	1	....	2	....	1	....	....	....	....	....
480–486	Pneumonia	M	13	3	2	1	....	....	....	....	....	....	....	....	10	4	3	1	1	....	1	....	....	....	....	....
		F	9	1	....	....	....	....	....	....	1	....	....	....	8	3	2	1	....	....	1	....	1	....	....	....
490–493	Bronchitis, emphysema, and asthma	F	1	....	....	....	....	....	....	....	....	....	....	....	1	....	1	....	....	....	....	....	....	....	....	....
Resid. in 460–519	Other diseases of the respiratory system	M	2	1	....	....	....	....	....	....	....	....	1	....	1	1	....	....	....	....	....	....	....	....	....	....
		F	2	....	....	....	....	....	....	....	....	....	....	....	2	....	1	....	....	....	1	....	....	....	....	....
550–553	Hernia	M	2	2	1	....	....	....	....	....	....	....	1	....	....	....	....	....	....	....	....	....	....	....	....	....
		F	2	2	1	....	....	1	....	....	....	....	....	....	....	....	....	....	....	....	....	....	....	....	....	....
Resid. in 520–577	Other diseases of the digestive system	M	5	1	....	....	....	....	1	....	....	....	....	....	4	1	2	....	....	1	....	....	....	....	....	....
580–629	Diseases of the genito-urinary system	M	4	....	....	....	....	....	....	....	....	....	....	....	4	2	1	....	....	....	1	....	....	....	....	....
680–709	Diseases of the skin and subcutaneous tissue	M	1	....	....	....	....	....	....	....	....	....	....	....	1	1	....	....	....	....	....	....	....	....	....	....

740 – 743	Congenital anomalies of the brain, spinal cord, and nervous system	M	13	10	7	2	....	....	....	....	....	1	....	....	3	1	1	....	1	....	....	....	....	....	....	....
		F	9	5	4	....	1	....	....	....	....	....	....	....	4	2	....	....	1	....	....	....	1	....	....	....
746	Congenital anomaly of heart	M	24	12	2	....	1	2	3	1	1	2	....	....	12	2	3	3	....	1	....	1	1	....	....	1
		F	17	12	1	3	1	....	1	2	....	2	2	....	5	1	1	1	....	....	....	1	1	....	....	....
747	Other congenital anomalies of circulatory system	M	4	2	....	1	1	....	....	....	....	....	....	....	2	1	....	....	....	....	....	....	....	....	1	....
		F	5	4	1	....	....	....	....	....	....	2	1	....	1	....	....	....	1	....	....	....	....	....	....	....
748	Congenital anomalies of respiratory system	M	2	2	2	....	....	....	....	....	....	....	....	....	....	....	....	....	....	....	....	....	....	....	....	....
		F	1	....	....	....	....	....	....	....	....	....	....	....	1	....	....	....	....	....	1	....	....	....	....	....
749 – 751	Congenital anomalies of digestive system	M	6	2	1	....	....	1	....	....	....	....	....	....	4	1	1	....	....	1	....	....	....	....	1	....
		F	1	....	....	....	....	....	....	....	....	....	....	....	1	....	....	....	....	....	....	....	1	....	....	....
753	*Congenital anomalies of the urinary* system	M	2	1	1	....	....	....	....	....	....	....	....	....	1	....	....	1	....	....	....	....	....	....	....	....
		F	1	1	....	....	....	....	....	....	1	....	....	....	....	....	....	....	....	....	....	....	....	....	....	....
759	Congenital anomalies of multiple systems	M	12	9	6	....	2	....	....	....	....	1	....	....	3	1	....	....	2	....	....	....	....	....	....	....
		F	8	6	4	1	....	....	1	....	....	....	....	....	2	1	....	1	....	....	....	....	....	....	....	....
Resid. in 740 – 759	Other congenital anomalies	M	5	5	3	2	....	....	....	....	....	....	....	....	....	....	....	....	....	....	....	....	....	....	....	....
		F	6	5	4	....	1	....	....	....	....	....	....	....	1	....	1	....	....	....	....	....	....	....	....	....
760 – 761	Maternal conditions unrelated to pregnancy	M	1	1	....	....	....	....	....	1	....	....	....	....	....	....	....	....	....	....	....	....	....	....	....	....
		F	3	3	2	....	....	....	1	....	....	....	....	....	....	....	....	....	....	....	....	....	....	....	....	....
762 – 763	Maternal toxaemia and infection	M	4	4	2	1	....	1	....	....	....	....	....	....	....	....	....	....	....	....	....	....	....	....	....	....
764 – 768	Difficult labour	M	6	6	5	1	....	....	....	....	....	....	....	....	....	....	....	....	....	....	....	....	....	....	....	....
		F	5	5	2	1	1	1	....	....	....	....	....	....	....	....	....	....	....	....	....	....	....	....	....	....
769	Other complications of pregnancy and childbirth	M	24	24	21	2	....	....	....	....	1	....	....	....	....	....	....	....	....	....	....	....	....	....	....	....
		F	15	15	13	1	....	....	....	....	....	1	....	....	....	....	....	....	....	....	....	....	....	....	....	....
770 – 771	Conditions of placenta and umbilical cord	M	14	14	10	1	2	1	....	....	....	....	....	....	....	....	....	....	....	....	....	....	....	....	....	....
		F	8	8	7	1	....	....	....	....	....	....	....	....	....	....	....	....	....	....	....	....	....	....	....	....
772	Birth injury	M	6	5	3	2	....	....	....	....	....	....	....	....	1	1	....	....	....	....	....	....	....	....	....	....
		F	3	3	1	1	....	1	....	....	....	....	....	....	....	....	....	....	....	....	....	....	....	....	....	....
774 – 775	Haemolytic disease of newborn	M	1	1	1	....	....	....	....	....	....	....	....	....	....	....	....	....	....	....	....	....	....	....	....	....
		F	2	2	2	....	....	....	....	....	....	....	....	....	....	....	....	....	....	....	....	....	....	....	....	....
776	Anoxia and hypoxia	M	63	63	33	13	8	5	1	....	....	1	1	1	....	....	....	....	....	....	....	....	....	....	....	....
		F	33	33	22	6	1	1	....	1	1	....	1	....	....	....	....	....	....	....	....	....	....	....	....	....
777	Immaturity	M	16	16	11	3	1	1	....	....	....	....	....	....	....	....	....	....	....	....	....	....	....	....	....	....
		F	18	18	17	....	1	....	....	....	....	....	....	....	....	....	....	....	....	....	....	....	....	....	....	....
Resid. in 760 – 779	Other causes of perinatal mortality	M	3	3	1	1	1	....	....	....	....	....	....	....	....	....	....	....	....	....	....	....	....	....	....	....
		F	4	4	3	....	1	....	....	....	....	....	....	....	....	....	....	....	....	....	....	....	....	....	....	....
780 – 796	Symptoms and ill-defined conditions	M	34	5	....	1	....	....	....	....	....	....	1	3	29	9	6	4	7	2	1	....	....	....	....	....
		F	33	2	....	....	....	....	....	....	....	1	....	1	31	8	9	6	4	2	1	1	....	....	....	....
E810 – E823	Motor-vehicle accidents	M	2	....	....	....	....	....	....	....	....	....	....	....	2	1	....	....	....	1	....	....	....	....	....	....
		F	2	....	....	....	....	....	....	....	....	....	....	....	2	....	....	....	....	....	1	1	....	....	....	....
E890 – E899	Fire accidents	M	1	....	....	....	....	....	....	....	....	....	....	....	1	....	....	....	....	....	....	1	....	....	....	....
E911 – E912	Inhalation and ingestion	M	4	1	....	....	....	....	....	....	....	....	1	....	3	1	1	1	....	....	....	....	....	....	....	....
		F	2	....	....	....	....	....	....	....	....	....	....	....	2	1	1	....	....	....	....	....	....	....	....	....
E913	Mechanical suffocation	M	1	....	....	....	....	....	....	....	....	....	....	....	1	....	....	....	....	1	....	....	....	....	....	....
Resid. in E800 – E999	Other accidents and violence	M	3	2	2	....	....	....	....	....	....	....	....	....	1	....	....	....	1	....	....	....	....	....	....	....
		F	2	1	....	....	....	1	....	....	....	....	....	....	1	....	....	....	....	....	....	....	....	....	1	....

NOTE—Cause of death adjustments resulting from medical coder's queries are not reflected in this table. *See* Introduction.

GENERAL MORTALITY

TABLE 53—DEATHS, TOTAL AND IN HOSPITAL, BY PLACES OF OCCURRENCE AND RESIDENCE FOR REGIONAL DISTRICTS AND MUNICIPALITIES, BRITISH COLUMBIA, 1976

Regional District and Place	Total Deaths				Deaths in Hospital	
	Total by Occurrence	Total by Residence	By Occurrence, Residence Elsewhere	By Residence, Occurrence Elsewhere	Total by Occurrence	Total by Residence
British Columbia	18,899	18,788	311	200	14,195	14,163
Alberni-Clayoquot	149	175	10	36	97	122
Port Alberni	117	125	24	32	88	93
Tofino	10	4	8	2	8	2
Ucluelet	.....	4	.....	4	.....	3
Unincorporated	22	42	11	31	1	24
Bulkley-Nechako	124	139	14	29	66	85
Burns Lake	23	22	9	8	17	15
Fort St. James	5	11	1	7	5	7
Fraser Lake	.....	3	.....	3	.....	3
Granisle	.....	.....	.....	.....	.....	.....
Houston	3	5	1	3	.....	3
Smithers	34	23	17	6	24	16
Telkwa	.....	2	.....	2	.....	1
Vanderhoof	3	16	1	14	.....	12
Unincorporated	56	57	27	28	20	28
Capital (Victoria area)	2,439	2,391	145	97	1921	1,864
Central Saanich	37	57	14	34	28	45
Esquimalt	13	159	.....	146	.....	128
North Saanich	88	37	64	13	75	32
Oak Bay	35	260	4	229	.....	198
Saanich	206	518	96	408	149	390
Sidney	6	63	.....	57	.....	48
Victoria	1,938	1,005	1,028	95	1,609	827
Unincorporated	116	292	8	184	60	196
Cariboo	217	232	27	42	131	148
100 Mile House	26	8	23	5	19	4
Quesnel	79	53	40	14	64	42
Williams Lake	64	29	42	7	48	21
Unincorporated	48	142	10	104	.....	81
Central Coast	29	37	4	12	12	22
Unincorporated	29	37	4	12	12	22
Central Fraser Valley	570	627	71	128	447	498
Abbotsford	7	55	.....	48	.....	43
Langley City	2	86	.....	84	.....	75
Langley District	241	203	104	66	200	163
Matsqui	320	279	87	46	247	213
Unincorporated	.....	4	.....	4	.....	4
Central Kootenay	335	374	25	64	237	284
Castlegar	52	44	24	16	34	30
Creston	63	44	31	12	54	33
Kaslo	10	9	4	3	6	6
Nakusp	16	14	8	6	11	9
Nelson	127	93	47	13	117	83
New Denver	6	9	.....	3	3	5
Salmo	2	7	1	6	.....	5
Silverton	.....	3	.....	3	.....	1
Slocan	1	2	.....	1	.....	1
Unincorporated	58	149	22	113	12	111
Central Okanagan	541	537	55	51	428	413
Kelowna	507	443	108	44	428	353
Peachland	4	13	.....	9	.....	9
Unincorporated	30	81	9	60	.....	51

TABLE 53—DEATHS, TOTAL AND IN HOSPITAL, BY PLACES OF OCCURRENCE AND RESIDENCE FOR REGIONAL DISTRICTS AND MUNICIPALITIES, BRITISH COLUMBIA, 1976—*Continued*

Regional District and Place	Total Deaths				Deaths in Hospital	
	Total by Occurrence	Total by Residence	By Occurrence, Residence Elsewhere	By Residence, Occurrence Elsewhere	Total by Occurrence	Total by Residence
Columbia-Shuswap	233	223	64	54	134	156
Golden	27	21	11	5	22	19
Revelstoke	5	32	2	29	.....	24
Salmon Arm	90	71	33	14	76	56
Unincorporated	111	99	69	57	36	57
Comox-Strathcona	322	337	37	52	217	243
Campbell River	116	98	42	24	72	69
Comox	159	34	128	3	138	30
Courtenay	9	58	.....	49	.....	40
Cumberland	2	20	1	19	.....	15
Gold River	1	2	.....	1	.....	1
Sayward	.....	1	.....	1	.....	1
Tahsis	7	5	2	.....	6	5
Zeballos	1	2	.....	1	.....	.....
Unincorporated	27	117	8	98	1	82
Cowichan Valley	272	304	22	54	206	242
Duncan	27	37	15	25	24	32
Ladysmith	10	38	1	29	6	31
Lake Cowichan	3	10	1	8	.....	5
North Cowichan	176	85	113	22	152	73
Unincorporated	56	134	26	104	24	101
Dewdney-Alouette	346	413	40	107	261	326
Maple Ridge	251	263	51	63	206	210
Mission	94	112	26	44	55	88
Pitt Meadows	1	27	.....	26	.....	21
Unincorporated	.....	11	.....	11	.....	7
East Kootenay	279	292	25	38	194	211
Cranbrook	122	107	31	16	98	79
Elkford	1	3	.....	2	.....	1
Fernie	42	43	11	12	31	32
Invermere	17	6	13	2	16	5
Kimberley	55	56	6	7	46	47
Sparwood	11	14	5	8	3	6
Unincorporated	31	63	10	42	.....	41
Fraser-Cheam	358	364	55	61	252	285
Chilliwack City	12	93	1	82	.....	80
Chilliwhack District	280	194	114	28	234	149
Harrison Hot Springs	1	3	1	3	.....	3
Hope	39	26	25	12	18	20
Kent	5	22	1	18	.....	16
Unincorporated	21	26	15	20	.....	17
Fraser-Fort George	287	287	45	45	189	192
Mackenzie	6	8	1	3	5	6
McBride	3	3	2	2	2	2
Prince George	239	232	57	40	182	155
Valemount	2	11	.....	9	.....	6
Unincorporated	37	43	22	28	.....	23
Greater Vancouver	9,431	9,037	661	267	7,282	6,856
Burnaby	626	1,028	180	582	511	825
Coquitlam	335	291	261	217	274	223
Delta	75	268	13	206	12	180
Lions Bay	.....	.....	.....	.....	.....	.....
New Westminster	1,149	420	821	92	879	312
North Vancouver City	746	287	504	45	634	236
North Vancouver District	47	316	13	282	25	255
Port Coquitlam	13	126	2	115	.....	103
Port Moody	2	31	.....	29	.....	24
Richmond	408	408	130	130	322	319
Surrey	539	705	136	302	432	558

TABLE 53—DEATHS, TOTAL AND IN HOSPITAL, BY PLACES OF OCCURRENCE AND RESIDENCE FOR REGIONAL DISTRICTS AND MUNICIPALITIES, BRITISH COLUMBIA, 1976—*Continued*

Regional District and Place	Total Deaths				Deaths in Hospital	
	Total by Occurrence	Total by Residence	By Occurrence, Residence Elsewhere	By Residence, Occurrence Elsewhere	Total by Occurrence	Total by Residence
Greater Vancouver—*Continued*						
University Endowment Area	7	21	4	18	4	17
Vancouver	5,054	4,579	981	506	3,633	3,333
West Vancouver	113	322	27	236	68	256
White Rock	313	223	115	25	288	206
Unincorporated	4	12	3	11	.....	9
Kitimat-Stikine	156	164	14	22	100	111
Hazelton	.....	3	.....	3	.....	3
Kitimat	35	27	13	5	30	22
Stewart	2	3	.....	1	2	3
Terrace	66	60	16	10	55	49
Unincorporated	53	71	14	32	13	34
Kootenay-Boundary	245	238	35	28	189	180
Fruitvale	.....	8	.....	8	.....	7
Grand Forks	61	37	33	9	53	27
Greenwood	3	13	.....	10	.....	9
Midway	1	4	.....	3	.....	3
Montrose	.....	3	.....	3	.....	3
Rossland	19	28	.....	9	16	23
Trail	137	84	63	10	120	67
Warfield	2	3	.....	1	.....	1
Unincorporated	22	58	10	46	.....	40
Mount Waddington	42	48	7	13	23	31
Alert Bay	18	7	15	4	17	4
Port Alice	2	2	1	1	1	2
Port Hardy	9	8	4	3	5	5
Port McNeill	.....	2	.....	2	.....	.....
Unincorporated	13	29	8	24	.....	20
Nanaimo	495	521	57	83	345	369
Nanaimo	447	273	216	42	345	198
Parksville	10	42	.....	32	.....	27
Qualicum Beach	9	21	2	14	.....	10
Unincorporated	29	185	5	161	.....	134
North Okanagan	447	425	63	41	357	336
Armstrong	33	36	10	13	27	35
Coldstream	4	13	1	10	.....	9
Enderby	31	22	16	7	24	15
Lumby	2	13	1	12	.....	11
Spallumcheen	4	16	.....	12	.....	10
Vernon	348	216	150	18	306	181
Unincorporated	25	109	6	90	.....	75
Okanagan-Similkameen	435	469	34	68	323	357
Keremeos	3	8	1	6	.....	5
Oliver	66	36	46	16	51	26
Osoyoos	5	22	1	18	.....	17
Penticton	242	208	68	34	201	162
Princeton	38	22	19	3	28	15
Summerland	50	61	5	16	43	52
Unincorporated	31	112	15	96	.....	80
Peace River-Liard	212	219	20	27	134	143
Chetwynd	12	5	9	2	7	4
Dawson Creek	86	59	40	13	65	45
Fort Nelson	8	10	3	5	6	7
Fort St. John	47	43	17	13	38	30
Hudson's Hope	3	5	2	4	.....	4
Pouce Coupé	18	18	9	9	18	16
Taylor	1	7	.....	6	.....	2
Unincorporated	37	72	14	49	.....	35

TABLE 53—DEATHS, TOTAL AND IN HOSPITAL, BY PLACES OF OCCURRENCE AND RESIDENCE FOR REGIONAL DISTRICTS AND MUNICIPALITIES, BRITISH COLUMBIA, 1976—*Continued*

Regional District and Place	Total Deaths				Deaths in Hospital	
	Total by Occurrence	Total by Residence	By Occurrence, Residence Elsewhere	By Residence, Occurrence Elsewhere	Total by Occurrence	Total by Residence
Powell River	101	117	7	23	64	80
Powell River	84	79	17	12	64	58
Unincorporated	17	38	6	27	.....	22
Skeena-Queen Charlotte	138	137	21	20	88	90
Masset	4	8	2	6	3	5
Port Clements	1	6	.....	5	.....	2
Port Edward	2	4	1	3	.....	.....
Prince Rupert	108	94	26	12	80	69
Unincorporated	23	25	10	12	5	14
Squamish-Lillooet	77	90	13	26	42	57
Lillooet	26	20	13	7	22	15
Pemberton	1	7	.....	6	.....	1
Squamish	36	34	12	10	20	21
Whistler	.....	.....	.....	.....	.....	.....
Unincorporated	14	29	6	21	.....	19
Stikine	13	12	5	4	.....	2
Unincorporated	13	12	5	4	.....	2
Sunshine Coast	85	102	11	28	60	79
Gibsons	6	22	3	19	.....	19
Sechelt	.....	11	.....	11	.....	8
Unincorporated	79	69	27	17	60	52
Thompson-Nicola	521	477	104	60	396	381
Ashcroft	21	10	14	3	16	9
Cache Creek	1	1	.....	.....	.....	.....
Chase	4	21	2	19	.....	17
Clinton	1	9	.....	8	.....	7
Kamloops	380	282	128	30	337	237
Logan Lake	.....	.....	.....	.....	.....	.....
Lytton	9	4	7	2	4	3
Merritt	43	38	18	13	37	30
Unincorporated	62	112	35	85	2	78

TABLE 54—DEATHS, BY CAUSE (INTERMEDIATE LIST), SEX, AND REGIONAL DISTRICT, BRITISH COLUMBIA, 1976

Intermediate International List No.	Cause of Death		Total	Alberni-Clayoquot	Bulkley-Nechako	Capital (Victoria Area)	Cariboo	Central Coast	Central Fraser Valley	Central Kootenay	Central Okanagan	Columbia-Shuswap	Comox-Strathcona	Cowichan Valley	Dewdney-Alouette	East Kootenay	Fraser-Cheam	Fraser-Fort George	Greater Vancouver	Kitimat-Stikine	Kootenay Boundary	Mount Waddington	Nanaimo	North Okanagan	Okanagan-Similkameen	Peace River-Liard	Powell River	Skeena-Queen Charlotte	Squamish-Lillooet	Stikine	Sunshine Coast	Thompson-Nicola
	All causes	T	18788	175	139	2391	232	37	627	374	537	223	337	304	413	292	364	287	9037	104	238	48	521	425	469	219	117	137	90	12	102	477
		M	10947	96	83	1289	146	22	369	212	328	130	208	186	250	200	229	199	5069	122	152	31	320	251	297	150	77	79	59	9	66	318
		F	7841	79	56	1102	86	15	258	162	209	93	129	118	163	92	135	88	3968	42	86	17	201	174	172	69	40	58	31	3	36	159
	I. Infective and parasitic diseases	T	101	...	...	10	...	...	3	1	2	2	1	3	...	...	...	5	55	3	1	1	2	3	3	1	...	2	...	...	...	3
		M	51	...	...	3	...	...	2	...	2	2	...	2	...	...	...	3	29	2	1	...	1	1	...	1	...	1	...	...	...	1
		F	50	...	...	7	...	...	1	1	...	...	1	1	...	...	...	2	26	1	...	1	1	2	3	...	...	1	...	...	...	2
A5	Enteritis and other diarrhoeal diseases	M	15	...	...	1	...	...	2	...	...	...	...	...	...	...	...	...	8	1	1	...	...	1	...	...	...	...	...	...	...	1
		F	14	...	...	3	...	...	...	1	...	...	...	...	...	...	...	...	7	...	...	...	...	1	1	...	...	1	...	...	...	...
A6	Tuberculosis of respiratory system	M	19	...	...	2	...	...	...	...	1	2	...	1	...	...	...	2	9	...	...	...	...	...	...	1	...	1	...	...	...	...
		F	4	...	...	...	...	...	1	...	...	...	...	...	...	...	...	...	3	...	...	...	...	...	...	...	...	...	...	...	...	...
A7	Tuberculosis of meninges and central nervous system	F	1	...	...	...	...	...	...	...	...	...	...	...	...	...	...	...	1	...	...	...	...	...	...	...	...	...	...	...	...	...
A9	Tuberculosis of bones and joints	F	1	...	...	...	...	...	...	...	...	...	...	...	...	...	...	...	...	...	...	1	...	...	...	...	...	...	...	...	...	...
A10	Other tuberculosis including late effects	M	1	...	...	...	...	...	...	...	...	...	...	...	...	...	...	...	1	...	...	...	...	...	...	...	...	...	...	...	...	...
		F	6	...	...	2	...	...	...	...	...	...	...	...	...	...	...	...	3	...	...	...	...	...	...	...	...	...	...	...	...	1
A12	Anthrax	F	1	...	...	...	...	...	...	...	...	...	...	...	...	...	...	...	1	...	...	...	...	...	...	...	...	...	...	...	...	...
A15	Diphtheria	M	2	...	...	...	...	...	...	...	...	...	...	...	...	...	...	...	2	...	...	...	...	...	...	...	...	...	...	...	...	...
		F	1	...	...	...	...	...	...	...	...	...	...	...	...	...	...	...	...	...	...	...	1	...	...	...	...	...	...	...	...	...
A19	Meningococcal infection	M	3	...	...	...	...	...	...	...	...	...	...	...	...	...	...	...	1	2	...	...	...	...	...	...	...	...	...	...	...	...
A21	Other bacterial diseases	M	4	...	...	...	...	...	...	...	...	...	...	...	...	...	...	...	4	...	...	...	...	...	...	...	...	...	...	...	...	...
		F	5	...	...	...	...	...	...	...	...	...	...	1	...	...	...	...	3	...	...	...	...	1	...	...	...	...	...	...	...	...
A23	Late effects of acute poliomyelitis	M	2	...	...	...	...	...	...	...	...	...	...	...	...	...	...	...	...	1	...	...	1	...	...	...	...	...	...	...	...	...
		F	2	...	...	...	...	...	...	...	...	...	...	...	...	...	...	...	2	...	...	...	...	...	...	...	...	...	...	...	...	...
A27	Viral encephalitis	M	1	...	...	...	...	...	...	...	1	...	...	...	...	...	...	...	...	...	...	...	...	...	...	...	...	...	...	...	...	...
		F	1	...	...	...	...	...	...	...	...	...	...	...	...	...	...	...	...	...	...	...	...	...	...	...	...	...	...	...	...	1
A28	Infectious hepatitis	M	1	...	...	...	...	...	...	...	...	...	...	1	...	...	...	...	...	...	...	...	...	...	...	...	...	...	...	...	...	...
		F	3	...	...	2	...	...	...	...	...	...	...	...	...	...	...	1	...	...	...	...	...	...	...	...	...	...	...	...	...	...
A29	Other viral diseases	M	2	...	...	...	...	...	...	...	...	...	...	...	...	...	...	...	2	...	...	...	...	...	...	...	...	...	...	...	...	...
		F	7	...	...	...	...	...	...	...	...	...	...	...	...	...	...	1	4	1	...	...	...	...	1	...	...	...	...	...	...	...
A36	Syphilis of central nervous system	M	1	...	...	...	...	...	...	...	...	...	...	...	...	...	...	...	1	...	...	...	...	...	...	...	...	...	...	...	...	...
		F	1	...	...	...	...	...	...	...	...	...	...	...	...	...	...	...	1	...	...	...	...	...	...	...	...	...	...	...	...	...
A37	Other syphilis	F	1	...	...	...	...	...	...	...	...	...	...	...	...	...	...	...	...	...	...	...	...	...	1	...	...	...	...	...	...	...

NOTE—Cause of death adjustments resulting from medical coder's queries are not reflected in this table. *See* Introduction.

A43	Other helminthiases F	1	...	...	...	...	...	...	...	...	...	...	...	...	...	...	...	1	...	...	...	...	...	...	...	...	...	...	...	...	...
A44	All other infective and parasitic diseases F	1	...	...	...	...	...	...	...	...	...	...	1	...	...	...	...	...	...	...	...	...	...	...	...	...	...	...	...	...	...
	II. Neoplasms T	3963	45	24	568	44	8	132	67	109	43	65	65	83	60	68	80	1919	20	54	10	107	78	87	32	21	26	19	...	31	98
	M	2207	26	15	283	23	7	73	36	66	22	38	43	49	39	45	49	1032	17	32	5	67	49	53	22	12	14	11	...	19	60
	F	1756	19	9	285	21	1	59	31	43	21	27	22	34	21	23	31	887	3	22	5	40	29	34	10	9	12	8	...	12	38
	Malignant neoplasms M	2184	25	14	281	23	7	72	36	65	22	38	43	49	38	44	49	1019	17	32	5	67	48	52	22	12	14	11	...	19	60
	F	1732	19	9	282	20	1	58	30	42	21	27	21	34	20	23	28	878	3	22	5	39	29	34	10	9	12	8	...	11	37
A45	Malignant neoplasm of buccal cavity and pharynx M	44	...	...	...	1	...	1	...	1	2	1	...	1	...	...	1	27	1	...	...	2	2	...	1	1	1	...	...	...	1
	F	16	...	...	...	...	...	1	...	1	2	...	...	...	...	...	...	10	...	...	...	...	...	...	...	...	1	...	...	...	1
A46	Malignant neoplasm of oesophagus M	45	...	2	7	...	...	2	...	...	...	1	2	1	...	...	...	20	1	1	...	...	...	3	...	...	1	1	...	1	2
	F	29	...	...	5	...	...	2	...	1	...	...	1	...	...	...	1	16	...	...	1	...	...	1	...	...	...	...	...	1	...
A47	Malignant neoplasm of stomach M	145	2	...	14	1	1	3	4	4	1	3	3	1	2	3	6	68	1	1	1	7	7	4	1	2	...	...	...	2	3
	F	98	1	...	14	1	...	4	2	3	2	1	...	4	3	2	1	48	1	...	...	3	1	1	1	...	2	...	...	...	3
A48	Malignant neoplasm of intestine, except rectum M	183	1	...	31	1	...	3	2	3	1	1	8	1	...	5	4	96	...	1	1	3	6	4	1	2	2	...	...	1	5
	F	198	1	...	39	2	...	7	2	5	2	1	2	3	...	3	1	105	1	4	...	3	4	2	2	1	1	1	...	1	5
A49	Malignant neoplasm of rectum and rectosigmoid junction M	92	1	...	8	2	...	6	1	3	1	2	...	3	2	1	...	46	4	1	1	2	...	...	...	...	1	1	...	1	5
	F	65	1	...	7	...	...	2	1	...	1	1	1	2	1	...	...	37	...	...	...	5	...	2	1	...	...	...	...	1	2
A50	Malignant neoplasm of larynx M	17	...	1	2	...	...	...	...	...	...	...	1	...	...	...	1	10	...	1	...	...	1	...	...	...	...	...	...	...	...
	F	2	...	...	1	...	...	...	...	...	...	...	...	...	...	...	...	1	...	...	...	...	...	...	...	...	...	...	...	...	...
A51	Malignant neoplasm of trachea, bronchus, and lung M	707	7	4	91	11	2	23	3	18	9	16	14	25	10	15	13	326	4	14	1	24	13	19	9	2	1	3	...	5	25
	F	193	2	2	29	1	...	9	5	5	1	2	1	4	2	4	5	95	...	1	...	3	5	5	...	1	...	1	...	2	8
A52	Malignant neoplasm of bone M	11	...	...	2	...	...	...	1	1	...	...	...	...	...	...	...	4	...	...	...	...	...	1	...	...	...	1	...	...	1
	F	8	...	...	1	...	...	...	...	...	...	...	...	...	...	...	...	4	...	...	...	...	...	1	...	...	...	...	...	...	2
A53	Malignant neoplasm of skin M	15	1	...	2	...	...	1	...	1	1	...	...	...	...	...	...	8	...	...	...	...	...	...	...	...	...	...	...	...	1
	F	21	2	...	5	...	...	...	...	...	...	...	...	...	...	...	1	11	...	...	...	...	...	1	...	...	...	...	...	...	1
A54	Malignant neoplasm of breast M	1	...	...	...	...	...	...	...	...	...	...	...	...	...	...	...	...	...	...	...	...	1	...	...	...	...	...	...	...	...
	F	352	2	3	63	3	...	12	5	9	7	7	7	7	4	4	6	169	1	2	2	7	7	6	5	3	3	1	...	4	3
A55	Malignant neoplasm of cervix uteri F	47	...	...	7	2	...	2	...	...	1	...	...	2	2	...	1	22	...	1	...	...	2	1	...	1	...	1	...	...	2
A56	Other malignant neoplasm of uterus F	53	1	1	10	...	...	3	...	1	...	1	...	...	...	1	1	26	...	...	...	2	1	2	...	...	...	1	...	...	2
A57	Malignant neoplasm of prostate M	235	...	1	50	2	...	10	5	13	2	4	4	6	2	3	7	94	...	3	...	9	3	9	1	...	1	...	...	1	5
A58	Malignant neoplasm of other and unspecified sites M	474	9	5	46	4	4	13	15	13	4	5	5	6	16	11	12	233	3	8	1	13	11	5	4	4	7	2	...	5	10
	F	508	7	2	78	8	1	12	14	12	4	12	7	8	5	7	11	258	...	13	2	13	7	9	1	3	4	3	...	2	5
(a)	Digestive organs and peritoneum (155 – 159) M	175	5	1	16	4	1	6	4	5	1	1	2	3	8	5	2	92	2	3	...	4	2	2	...	2	1	...	...	1	2
	F	153	4	1	23	6	1	1	7	2	1	4	...	2	1	1	4	77	...	4	1	4	3	3	...	1	...	1	...	...	1
(b)	Respiratory organs (160, 163) M	9	...	...	2	...	...	1	1	...	1	...	...	...	...	...	...	2	...	...	...	...	2	...	...	...	...	...	...	...	...
	F	4	...	...	1	...	...	...	...	...	...	...	...	...	...	...	...	2	...	...	...	...	1	...	...	...	...	...	...	...	...
(c)	Connective and other soft tissue (171) M	7	...	1	...	...	...	...	1	...	...	1	...	...	...	...	1	1	...	...	...	...	...	1	...	...	1	...	...	...	...
	F	6	...	...	1	...	...	...	...	...	...	1	...	...	...	...	...	2	...	...	...	...	...	...	1	...	...	...	...	...	1
(d)	Ovary, fallopian tube, and broad ligament (183) F	123	1	...	14	...	...	4	4	...	1	1	3	3	1	1	1	72	...	2	1	5	1	1	...	1	...	2	...	2	2

NOTE—Cause of death adjustments resulting from medical coder's queries are not reflected in this table. *See* Introduction.

TABLE 54—DEATHS, BY CAUSE (INTERMEDIATE LIST), SEX, AND REGIONAL DISTRICT, BRITISH COLUMBIA, 1976—*Continued*

Intermediate International List No.	Cause of Death		Total	Alberni-Clayoquot	Bulkley-Nechako	Capital (Victoria Area)	Cariboo	Central Coast	Central Fraser Valley	Central Kootenay	Central Okanagan	Columbia-Shuswap	Comox-Strathcona	Cowichan Valley	Dewdney-Alouette	East Kootenay	Fraser-Cheam	Fraser-Fort George	Greater Vancouver	Kitimat-Stikine	Kootenay Boundary	Mount Waddington	Nanaimo	North Okanagan	Okanagan-Similkameen	Peace River-Liard	Powell River	Skeena-Queen Charlotte	Squamish-Lillooet	Stikine	Sunshine Coast	Thompson-Nicola
(e)	Other and unspecified female genital organs (184)	F	8	...	...	...	...	...	...	...	1	...	...	...	1	...	...	...	6	...	...	...	...	...	...	...	...	...	...	...	...	...
(f)	Other male genital organs (186, 187)	M	9	...	...	...	...	...	...	1	...	...	...	...	...	...	1	...	5	...	...	...	...	...	...	...	...	...	...	...	...	2
(g)	Bladder (188)	M	74	2	...	7	...	...	...	3	2	1	...	...	...	1	2	3	42	...	1	...	2	3	1	1	2	...	...	...	...	1
		F	28	...	...	5	...	...	...	...	2	...	1	...	...	1	...	1	15	...	...	...	1	...	...	...	1	1	...	...	...	...
(h)	Other and unspecified urinary organs (189)	M	52	1	1	4	...	1	1	2	2	1	...	2	...	...	2	...	31	...	1	...	1	...	...	2	...	...	...	...	...	...
		F	30	...	...	6	2	...	...	1	1	1	...	1	...	1	...	...	13	...	3	...	...	...	...	...	...	1	...	...	...	...
(i)	Brain and nervous system (191, 192)	M	59	...	2	8	...	...	3	1	1	...	...	...	...	5	1	1	27	...	2	1	1	1	...	1	...	3	...	...	...	1
		F	48	...	1	8	...	...	3	...	1	1	1	2	...	...	...	3	22	...	3	...	1	...	1	...	...	...	...	...	...	1
(j)	Other	M	89	1	...	9	...	2	2	2	3	...	3	1	3	2	...	5	33	1	1	...	5	3	1	...	...	2	2	...	4	4
		F	108	2	...	20	...	...	4	2	5	...	4	1	2	1	5	2	49	...	1	...	2	2	4	...	...	2	...	...	...	...
A59	Leukaemia	M	81	1	...	12	...	...	3	1	5	1	2	3	1	4	2	3	32	...	...	...	4	1	3	...	...	...	...	...	1	2
		F	47	1	...	7	1	...	4	...	1	...	...	1	1	...	1	...	26	...	1	...	1	1	1	...	...	...	...	...	...	...
A60	Other lymphatic and haemotopoietic tissue	M	134	3	1	16	1	...	7	4	3	...	3	3	4	2	4	2	55	3	2	-	3	3	4	5	1	...	3	...	2	...
		F	95	1	1	16	2	...	...	1	4	1	2	1	3	3	1	...	50	...	...	...	2	1	2	...	...	1	...	...	...	3
(a)	Hodgkin's disease (201)	M	21	...	...	3	...	...	...	...	2	...	...	...	1	1	...	1	12	...	...	...	...	...	...	1	...	...	...	...	...	...
		F	11	...	...	1	1	...	...	...	1	...	...	...	...	2	...	...	5	...	...	...	...	...	...	...	...	1	...	...	...	...
(b)	Other	M	113	3	1	13	1	...	7	4	1	...	3	3	3	1	4	1	43	3	2	...	3	3	4	4	1	...	3	...	2	...
		F	84	1	1	15	1	...	...	1	3	1	2	1	3	1	1	...	45	...	...	...	2	1	2	...	...	...	...	...	...	3
A61	Benign and unspecified	M	23	1	1	2	...	...	1	...	1	...	...	...	...	1	1	...	13	...	...	...	...	1	1	...	...	...	...	...	...	...
		F	24	...	...	3	1	...	1	1	1	...	...	1	...	1	...	3	9	...	...	...	1	...	...	...	...	...	...	...	1	1
	III. Endocrine, nutritional and metabolic diseases	T	297	5	4	40	3	...	14	8	12	6	5	6	4	2	12	11	116	5	4	1	6	8	7	7	...	3	2	...	...	6
		M	149	3	2	22	1	...	8	3	5	4	3	3	1	2	7	5	57	1	3	1	2	4	3	4	...	2	2	...	...	1
		F	148	2	2	18	2	...	6	5	7	2	2	3	3	...	5	6	59	4	1	...	4	4	4	3	...	1	...	...	...	5
A62	Nontoxic goitre	F	1	1	...	...	...	...	...	...	...	...	...	...	...	...	...	...	...	...	...	...	...	...	...	...	...	...	...	...	...	...
A63	Thyrotoxicosis with or without goitre	F	2	...	...	...	...	...	...	...	...	...	...	...	...	...	...	1	1	...	...	...	...	...	...	...	...	...	...	...	...	...
A64	Diabetes melitus	M	119	3	2	17	1	...	7	3	4	4	2	3	1	1	6	3	45	...	3	1	2	4	1	4	...	...	1	...	...	1
		F	114	1	...	17	1	...	4	3	6	2	2	3	2	...	4	4	46	1	1	...	3	4	2	3	...	1	...	...	...	4
A65	Nutritional deficiency states	M	9	...	...	...	...	...	1	...	...	...	...	...	...	1	1	...	3	1	...	...	...	...	1	...	...	...	1	...	...	...
		F	8	...	...	1	...	...	1	1	...	...	...	...	...	...	...	...	5	...	...	...	...	...	...	...	...	...	...	...	...	...

NOTE—Cause of death adjustments resulting from medical coder's queries are not reflected in this table. *See* Introduction.

A66	Other endocrine and metabolic diseases M	21	...	...	5	...	...	...	...	1	...	1	...	...	...	...	2	9	...	...	...	...	...	1	...	...	2	...	...	...	...
	F	23	...	2	...	1	...	1	1	1	...	...	...	1	...	1	1	7	3	...	...	1	...	2	...	...	...	...	...	...	1
	IV. Diseases of blood and blood-forming organs T	44	1	...	8	1	...	2	6	1	...	...	...	1	...	...	...	20	1	...	...	2	...	1	...	...	...	...	...	...	...
	M	25	...	...	5	1	...	...	4	1	...	...	...	...	...	...	...	12	1	...	...	...	...	1	...	...	...	...	...	...	...
	F	19	1	...	3	...	...	2	2	...	...	...	...	1	...	...	...	8	...	...	...	2	...	...	...	...	...	...	...	...	...
A67	Anaemias M	17	...	...	3	1	...	...	4	1	...	...	...	...	...	...	...	7	...	...	...	...	...	1	...	...	...	...	...	...	...
	F	13	...	...	2	...	...	1	2	...	...	...	...	...	...	...	...	6	...	...	...	2	...	...	...	...	...	...	...	...	...
A68	Other diseases of blood and blood-forming organs M	8	...	...	2	...	...	...	...	...	...	...	...	...	...	...	...	5	1	...	...	...	...	...	...	...	...	...	...	...	...
	F	6	1	...	1	...	...	1	...	...	...	...	...	1	...	...	...	2	...	...	...	...	...	...	...	...	...	...	...	...	...
	V. Mental disorders T	159	4	1	14	1	1	8	1	6	4	3	2	1	...	5	2	79	2	3	1	3	3	3	...	2	5	1	...	...	4
	M	90	1	1	10	...	...	2	...	3	3	1	...	1	...	4	1	43	2	3	...	1	3	1	...	2	5	1	...	...	2
	F	69	3	...	4	1	1	6	1	3	1	2	2	...	...	1	1	36	...	...	1	2	...	2	...	...	...	...	...	...	2
A69	Psychoses M	13	...	...	1	...	...	...	...	...	1	1	...	...	...	1	...	8	...	1	...	...	...	...	...	...	...	...	...	...	...
	F	25	1	...	2	1	...	3	...	1	...	...	...	...	...	1	...	14	...	...	...	1	...	...	...	...	...	...	...	...	1
A70	Neuroses, personality disorders, and other nonpsychotic mental disorders M	75	1	1	8	...	...	2	...	3	2	...	...	1	...	3	1	34	2	2	...	1	3	1	...	2	5	1	...	...	2
	F	43	2	...	2	...	1	3	1	2	1	2	2	...	...	...	1	21	...	...	1	1	...	2	...	...	...	...	...	...	1
A71	Mental retardation M	2	...	...	1	...	...	...	...	...	...	...	...	...	...	...	...	1	...	...	...	...	...	...	...	...	...	...	...	...	...
	F	1	...	...	...	...	...	...	...	...	...	...	...	...	...	...	...	1	...	...	...	...	...	...	...	...	...	...	...	...	...
	VI. Diseases of the nervous system and sense organs T	244	4	5	30	6	...	5	5	4	2	4	2	8	4	8	2	118	4	1	...	8	6	7	2	2	1	1	...	2	3
	M	144	3	2	15	4	...	3	3	4	...	2	2	4	2	5	2	74	3	1	...	2	2	3	2	1	1	1	...	...	3
	F	100	1	3	15	2	...	2	2	...	2	2	...	4	2	3	...	44	1	...	...	6	4	4	...	1	...	...	...	2	...
A72	Meningitis M	13	1	...	2	...	...	...	...	...	...	...	...	2	1	...	...	5	1	...	...	...	...	...	...	...	1	...	...	...	...
	F	4	...	...	1	...	...	...	...	...	...	1	...	...	...	...	...	1	...	...	...	...	...	1	...	...	...	...	...	...	...
A73	Multiple sclerosis M	11	...	...	1	1	...	...	...	...	...	...	1	...	...	1	1	5	...	...	...	...	1	...	...	...	...	...	...	...	...
	F	14	...	...	1	...	...	...	...	...	...	1	...	...	1	1	...	8	1	...	...	1	...	...	...	...	...	...	...	...	...
A74	Epilepsy M	16	...	...	3	1	...	...	1	...	...	1	...	...	...	...	...	5	2	...	...	1	1	...	...	1	...	...	...	...	...
	F	13	...	1	3	...	...	...	...	...	...	...	...	...	1	...	...	5	...	...	...	...	1	1	...	...	...	...	...	1	...
A76	Cataract M	1	...	...	...	...	...	...	...	...	...	...	...	...	...	...	...	1	...	...	...	...	...	...	...	...	...	...	...	...	...
A79	Other diseases of nervous system and sense organs M	103	2	2	9	2	...	3	2	4	...	1	1	2	1	4	1	58	...	1	...	1	...	3	2	...	...	1	...	...	3
	F	69	1	2	10	2	...	2	2	...	2	...	...	4	...	2	...	30	...	...	...	5	3	2	...	1	...	...	...	1	...
	VII. Diseases of the circulatory system T	8975	64	42	1190	73	14	309	194	253	91	147	124	205	134	185	95	4557	54	110	8	247	209	234	75	58	50	26	4	48	175
	M	5060	34	22	633	47	10	169	109	153	51	90	72	123	91	111	68	2470	39	68	7	153	113	151	53	36	25	15	3	32	112
	F	3915	30	20	557	26	4	140	85	100	40	57	52	82	43	74	27	2087	15	42	1	94	96	83	22	22	25	11	1	16	63

NOTE—Cause of death adjustments resulting from medical coder's queries are not reflected in this table. *See* Introduction.

TABLE 54—DEATHS, BY CAUSE (INTERMEDIATE LIST), SEX, AND REGIONAL DISTRICT, BRITISH COLUMBIA, 1976—*Continued*

Intermediate International List No.	Cause of Death		Total	Alberni-Clayoquot	Bulkley-Nechako	Capital (Victoria Area)	Cariboo	Central Coast	Central Fraser Valley	Central Kootenay	Central Okanagan	Columbia-Shuswap	Comox-Strathcona	Cowichan Valley	Dewdney-Alouette	East Kootenay	Fraser-Cheam	Fraser-Fort George	Greater Vancouver	Kitimat-Stikine	Kootenay Boundary	Mount Waddington	Nanaimo	North Okanagan	Okanagan-Similkameen	Peace River-Liard	Powell River	Skeena-Queen Charlotte	Squamish-Lillooet	Stikine	Sunshine Coast	Thompson-Nicola
A81	Chronic rheumatic heart disease	M	76	...	1	10	...	1	2	2	5	1	1	1	...	...	2	2	35	...	...	...	3	1	3	...	2	...	...	...	2	2
		F	91	2	2	17	1	...	...	...	...	3	1	4	...	1	3	2	39	...	1	...	4	2	2	...	1	3	1	...	...	2
A82	Hypertensive disease	M	63	1	...	11	1	...	1	2	1	3	1	1	2	...	1	1	27	...	...	...	3	...	...	1	...	...	...	...	...	6
		F	72	1	...	15	1	1	1	3	2	...	...	1	1	...	1	1	34	...	...	...	5	1	2	...	1	...	...	...	...	1
(a)	With heart involvement (400.1, 400.9, 402, 404)	M	34	1	...	5	1	...	...	...	1	1	1	1	...	...	...	...	17	...	...	...	1	...	...	...	...	...	...	...	...	5
		F	43	...	...	6	1	1	1	3	1	...	...	1	...	...	1	1	20	...	...	...	4	...	2	...	...	...	...	...	...	1
(b)	Other	M	29	...	...	6	...	...	1	2	...	2	...	...	2	...	1	1	10	...	...	...	2	...	...	1	...	...	...	...	...	1
		F	29	1	...	9	...	...	...	...	1	...	...	...	1	...	...	...	14	...	...	...	1	1	...	...	1	...	...	...	...	...
A83	Ischaemic heart disease	M	3470	24	12	419	34	4	125	69	98	34	53	43	85	60	67	44	1756	22	47	1	111	75	106	36	27	18	12	2	19	67
		F	2230	14	12	291	14	1	97	50	57	20	29	32	46	23	41	10	1223	6	24	1	53	50	52	11	14	15	4	...	10	30
A84	Other forms of heart disease	M	181	1	3	26	...	1	5	5	4	3	8	7	3	7	6	4	60	1	2	1	3	4	7	6	...	1	1	1	3	8
		F	129	...	1	20	1	...	2	2	3	2	1	2	7	2	2	1	60	3	2	...	3	2	3	3	...	1	...	1	...	5
A85	Cerebrovascular disease	M	837	8	6	111	5	3	21	24	37	6	16	10	20	12	18	7	392	10	13	4	19	28	26	8	2	5	2	...	4	20
		F	1052	11	4	147	4	2	33	23	30	14	18	12	21	13	23	11	567	3	13	...	20	32	18	6	5	3	5	...	5	19
A86	Diseases of arteries, arterioles, and capillaries	M	377	...	...	47	6	...	15	3	5	3	10	8	11	10	15	8	1812	4	5	1	14	4	9	1	4	1	...	...	4	8
		F	288	2	1	61	4	...	7	5	7	1	8	1	7	3	4	2	139	3	2	...	4	7	6	2	1	3	1	...	1	6
A87	Venous thrombosis and embolism	M	49	...	...	8	1	1	...	2	3	1	1	2	2	2	1	...	18	2	1	...	...	1	...	1	1	...	...	...	...	1
		F	37	...	...	5	1	...	...	2	1	...	...	...	...	1	...	...	22	...	...	...	3	2	...	...	...	...	...	...	...	...
A88	Other diseases of circulatory system	M	7	...	...	1	...	...	...	2	...	...	...	...	...	...	1	2	1	...	...	...	...	...	...	...	...	...	...	...	...	...
		F	6	...	...	1	...	...	...	...	...	...	...	...	...	...	...	...	3	...	...	...	2	...	...	...	...	...	...	...	...	...
	VIII. Diseases of the respiratory system	T	1285	6	8	187	23	4	46	12	36	18	13	17	32	17	17	9	628	22	16	...	41	37	29	19	4	4	5	1	5	29
		M	826	4	5	109	17	1	32	7	24	12	9	14	22	12	12	5	398	19	12	...	24	24	20	10	3	2	1	1	3	24
		F	459	2	3	78	6	3	14	5	12	6	4	3	10	5	5	4	230	3	4	...	17	13	9	9	1	2	4	...	2	5
A89	Acute respiratory infections	M	10	...	...	...	...	...	1	...	1	...	...	...	1	...	...	...	5	...	...	...	1	...	...	...	1	...	...	...	...	...
		F	8	...	...	2	...	...	...	1	...	1	...	...	...	...	...	...	3	...	...	...	1	...	...	...	...	...	...	...	...	...
A90	Influenza	M	105	...	...	18	2	...	3	...	1	3	...	1	3	2	1	1	54	10	...	...	1	...	1	2	1	...	1	...	...	...
		F	119	...	...	28	...	...	5	...	1	...	...	2	4	1	...	...	69	...	...	...	1	2	2	3	...	...	...	...	...	1
A91	Viral pneumonia	M	6	...	...	...	1	...	...	...	...	...	1	...	...	...	...	...	3	...	...	...	...	...	...	...	...	...	...	...	...	1
		F	11	...	...	...	...	...	...	...	...	...	2	...	...	...	...	...	6	...	...	...	...	1	1	...	...	...	...	...	1	...
A92	Other pneumonia	M	224	2	...	34	5	...	9	1	5	2	1	2	3	...	3	2	115...	7	3	...	8	9	2	3	...	...	...	...	2	6
		F	149	...	1	28	3	...	3	...	8	2	...	...	3	2	1	3	69	3	2	...	5	7	3	1	...	2	...	...	1	2

NOTE—Cause of death adjustments resulting from medical coder's queries are not reflected in this table. *See* Introduction.

A93	Bronchitis, emphysema, and asthma	M	264	2	3	39	5	...	9	4	10	5	5	6	8	2	3	...	115	2	2	...	7	10	10	1	1	1	...	1	1	12
		F	95	1	...	12	2	1	6	3	3	1	1	1	2	1	2	1	41	...	...	...	6	1	2	4	1	...	1	...	...	2
A95	Empyema and lung abscess	M	8	...	...	...	...	...	1	...	...	...	...	...	1	...	...	...	5	...	...	...	1	...	...	...	...	...	...	...	...	...
		F	2	...	...	...	...	1	...	...	...	...	...	...	...	...	...	...	1	...	...	...	...	...	...	...	...	...	...	...	...	...
A96	Other diseases of respiratory system	M	209	...	2	18	4	1	9	2	7	2	2	5	6	8	5	2	101	...	7	...	6	5	7	4	...	1	...	...	...	5
		F	75	1	2	8	1	1	...	1	...	2	1	...	1	1	2	...	41	...	2	...	4	2	1	1	...	...	3	...	...	...
	IX. Diseases of the digestive system	T	831	3	7	84	9	...	24	15	35	7	12	15	18	15	14	7	418	4	15	5	17	20	26	9	4	10	10	...	2	26
		M	497	1	4	51	5	...	17	8	18	5	8	8	10	9	8	5	248	2	10	3	10	12	16	6	3	5	7	...	1	17
		F	334	2	3	33	4	...	7	7	17	2	4	7	8	6	6	2	170	2	5	2	7	8	10	3	1	5	3	...	1	9
A97	Diseases of teeth and supporting structures	M	1	...	...	...	...	...	...	...	...	...	...	...	...	...	...	...	...	...	...	...	...	...	1	...	...	...	...	...	...	...
A98	Peptic ulcer	M	57	...	...	9	...	...	3	1	2	1	1	1	1	...	1	1	31	...	1	...	...	1	...	...	...	1	...	...	1	1
		F	36	...	...	1	...	...	2	1	2	...	1	1	...	...	...	...	20	1	1	...	1	1	2	1	...	...	...	...	...	1
A99	Gastritis and duodenitis	F	4	...	...	...	...	...	...	...	...	...	1	...	...	1	...	...	1	...	...	1	...	...	...	...	...	...	...	...	...	...
A100	Appendicitis	F	4	...	...	...	...	...	...	...	...	...	...	...	...	...	...	...	1	1	...	...	...	1	1	...	...	...	...	...	...	...
A101	Intestinal obstruction and hernia	M	38	...	...	2	...	...	1	1	1	...	1	2	2	1	1	...	14	...	1	...	1	1	3	1	1	1	...	...	...	3
		F	46	...	...	3	...	...	1	1	2	...	...	1	1	1	...	...	30	...	...	...	3	...	1	1	...	1	...	...	...	...
A102	Cirrhosis of liver	M	267	...	3	24	4	...	5	3	7	3	4	3	1	6	4	3	152	1	4	3	2	6	7	5	2	2	4	...	...	9
		F	137	2	1	13	1	...	1	3	9	1	1	3	4	3	1	2	70	...	2	1	2	1	4	...	...	3	3	...	1	5
A103	Cholelithiasis and cholecystitis	M	41	1	...	5	...	...	4	1	4	...	...	...	1	...	1	...	13	1	1	...	3	1	3	...	...	...	1	...	...	1
		F	21	...	1	2	1	...	2	...	...	...	...	...	...	...	1	...	12	...	1	...	...	...	1	...	...	...	...	...	...	...
A104	Other diseases of digestive system	M	93	...	1	11	1	...	4	2	4	1	2	2	5	2	1	1	38	...	3	...	4	3	2	...	...	1	2	...	...	3
		F	86	...	1	14	2	...	1	2	4	1	1	2	3	1	4	...	36	...	1	...	1	5	1	1	1	1	...	...	...	3
	X. Diseases of the genito-urinary system	T	211	2	...	27	2	...	5	6	7	6	3	3	3	1	2	3	115	2	6	1	5	5	4	2	1	...	...	...	...	...
		M	129	1	...	14	2	...	5	4	4	2	1	2	2	1	1	3	68	1	6	...	3	5	1	2	1	...	...	...	...	...
		F	82	1	...	13	...	...	...	2	3	4	2	1	1	...	1	...	47	1	...	1	2	...	3	...	...	...	...	...	...	...
A105	Acute nephritis	M	1	...	...	...	...	...	...	...	...	...	...	...	...	...	...	...	...	...	1	...	...	...	...	...	...	...	...	...	...	...
		F	2	...	...	1	...	...	...	...	...	...	...	1	...	...	...	...	...	...	...	...	...	...	...	...	...	...	...	...	...	...
A106	Other nephritis and nephrosis	M	33	...	...	3	...	...	2	1	2	1	...	...	...	...	1	...	15	1	3	...	1	1	...	1	1	...	...	...	...	...
		F	27	...	...	6	...	...	...	...	2	2	...	...	...	...	1	...	15	...	...	...	...	...	1	...	...	...	...	...	...	...
A107	Infections of kidney	M	19	...	...	1	1	...	1	...	...	...	1	1	...	...	...	...	13	...	1	...	...	...	...	...	...	...	...	...	...	...
		F	26	1	...	...	...	...	...	1	1	1	1	...	...	...	...	...	18	1	...	...	2	...	...	...	...	...	...	...	...	...
A108	Calculus of urinary system	M	6	...	...	1	...	...	1	...	...	...	...	...	...	...	...	...	4	...	...	...	...	...	...	...	...	...	...	...	...	...
		F	1	...	...	...	...	...	...	...	...	...	...	...	...	...	...	...	1	...	...	...	...	...	...	...	...	...	...	...	...	...
A109	Hyperplasia of prostate	M	27	1	...	2	...	...	1	2	...	...	...	...	...	1	...	2	14	...	1	...	1	2	...	...	...	...	...	...	...	...
A111	Other diseases of the genito-urinary system	M	43	...	...	7	1	...	...	1	2	1	...	1	2	...	...	1	22	...	...	...	1	2	1	1	...	...	...	...	...	...
		F	26	...	...	6	...	...	...	1	...	1	1	...	1	...	...	...	13	...	...	1	...	...	2	...	...	...	...	...	...	...
	XI. Complications of pregnancy, childbirth and the puerperium	F	3	...	...	...	...	...	...	...	...	...	1	...	...	...	...	...	1	...	...	...	1	...	...	...	...	...	...	...	...	...
A113.	Haemorrhage of pregnancy and childbirth	F	1	...	...	...	...	...	...	...	...	...	1	...	...	...	...	...	...	...	...	...	...	...	...	...	...	...	...	...	...	...
A117	Other complications of pregnancy, childbirth and puerperium	F	2	...	...	...	...	...	...	...	...	...	...	...	...	...	...	...	1	...	...	...	1	...	...	...	...	...	...	...	...	...

NOTE—Cause of death adjustments resulting from medical coder's queries are not reflected in this table. *See* Introduction.

TABLE 54—DEATHS, BY CAUSE (INTERMEDIATE LIST), SEX, AND REGIONAL DISTRICT, BRITISH COLUMBIA, 1976—*Continued*

Intermediate International List No.	Cause of Death		Total	Alberni-Clayoquot	Bulkley-Nechako	Capital (Victoria Area)	Cariboo	Central Coast	Central Fraser Valley	Central Kootenay	Central Okanagan	Columbia-Shuswap	Comox-Strathcona	Cowichan Valley	Dewdney-Alouette	East Kootenay	Fraser-Cheam	Fraser-Fort George	Greater Vancouver	Kitimat-Stikine	Kootenay Boundary	Mount Waddington	Nanaimo	North Okanagan	Okanagan-Similkameen	Peace River-Liard	Powell River	Skeena-Queen Charlotte	Squamish-Lillooet	Stikine	Sunshine Coast	Thompson-Nicola
	XII. Diseases of the skin and subcutaneous tissue	T	13	...	...	1	...	...	...	...	1	...	...	...	...	1	1	...	9	...	...	...	...	...	...	...	...	...	...	...	...	...
		M	8	...	...	1	...	...	...	...	1	...	...	...	...	1	1	...	4	...	...	...	...	...	...	...	...	...	...	...	...	...
		F	5	...	...	...	...	...	...	...	...	...	...	...	...	...	...	...	5	...	...	...	...	...	...	...	...	...	...	...	...	...
A119	Infections of skin and subcutaneous tissue	M	6	...	...	1	...	...	...	...	1	...	...	...	...	...	1	...	3	...	...	...	...	...	...	...	...	...	...	...	...	...
A120	Other diseases of skin and subcutaneous tissue	M	2	...	...	...	...	...	...	...	...	...	...	...	...	1	...	...	1	...	...	...	...	...	...	...	...	...	...	...	...	...
		F	5	...	...	...	...	...	...	...	...	...	...	...	...	...	...	...	5	...	...	...	...	...	...	...	...	...	...	...	...	...
	XIII. Diseases of the musculoskeletal system and connective tissue	T	81	2	1	10	...	...	6	1	2	...	3	4	2	1	2	1	30	3	2	...	3	...	1	2	...	...	1	...	...	4
		M	31	1	1	6	...	...	2	1	...	...	2	...	...	...	...	1	6	2	...	...	3	...	1	1	...	...	...	...	...	4
		F	50	1	...	4	...	...	4	...	2	...	1	4	2	1	2	...	24	1	2	...	...	...	...	1	...	...	1	...	...	...
A121	Arthritis and spondylitis	M	19	1	1	2	...	...	2	1	...	...	1	...	...	...	...	...	4	1	...	...	1	...	1	1	...	...	...	...	...	3
		F	29	1	...	2	...	...	3	...	1	...	1	2	1	1	...	...	14	1	1	...	...	...	...	1	...	...	...	...	...	...
A122	Nonarticular rheumatism and rheumatism unspecified	M	2	...	...	1	...	...	...	...	...	...	...	...	...	...	...	...	1	...	...	...	...	...	...	...	...	...	...	...	...	...
		F	1	...	...	...	...	...	...	...	...	...	...	...	1	...	...	...	...	...	...	...	...	...	...	...	...	...	...	...	...	...
A123	Osteomyelitis and periostitis	M	5	...	...	3	...	...	...	...	...	...	...	...	...	...	...	1	...	...	...	...	1	...	...	...	...	...	...	...	...	...
A124	Ankylosis and acquired musculoskeletal deformities	M	1	...	...	...	...	...	...	...	...	...	...	...	...	...	...	...	...	...	...	...	...	...	...	...	...	...	...	...	...	1
		F	2	...	...	...	...	...	...	...	...	...	...	...	...	...	...	...	2	...	...	...	...	...	...	...	...	...	...	...	...	...
A125	Other diseases of musculoskeletal system and connective tissue	M	4	...	...	...	...	...	...	...	...	...	1	...	...	...	...	...	1	1	...	...	1	...	...	...	...	...	...	...	...	...
		F	18	...	...	2	...	...	1	...	1	...	...	2	...	...	2	...	8	...	1	...	...	...	...	...	...	...	1	...	...	...
	XIV. Congenital anomalies	T	167	2	2	10	5	...	4	4	5	2	4	4	4	2	4	4	70	3	2	2	7	5	3	5	...	2	1	...	...	11
		M	96	...	2	3	2	...	2	2	4	2	3	1	2	1	4	3	39	2	...	1	6	2	3	3	...	1	1	...	...	7
		F	71	2	...	7	3	...	2	2	1	...	1	3	2	1	...	1	31	1	2	1	1	3	...	2	...	1	...	...	...	4
A126	Spina bifida	M	2	...	...	...	...	...	...	...	...	...	...	...	...	...	...	...	2	...	...	...	...	...	...	...	...	...	...	...	...	...
		F	4	...	...	...	...	...	1	1	...	...	...	...	...	...	...	...	2	...	...	...	...	...	...	...	...	...	...	...	...	...

NOTE—Cause of death adjustments resulting from medical coder's queries are not reflected in this table. *See* Introduction.

A127	Congenital anomalies of heart	M	37	...	1	2	1	...	1	1	...	1	3	...	1	...	2	...	15	...	...	1	4	...	2	1	...	...	...	...	...	1
		F	25	2	...	3	...	...	1	...	1	...	...	1	1	...	...	...	10	...	...	1	...	3	...	2	...	...	...	...	...	...
A128	Other congenital anomalies of circulatory system	M	7	...	...	...	1	...	1	...	...	...	...	...	...	...	...	...	2	1	...	...	...	...	...	1	...	...	1	...	...	...
		F	9	...	...	1	1	...	...	...	...	...	...	...	...	1	...	...	3	...	2	...	...	...	...	...	...	...	...	...	...	1
A129	Cleft palate and cleft lip	M	1	...	...	...	...	...	...	...	...	...	...	1	...	...	...	...	...	...	...	...	...	...	...	...	...	...	...	...	...	...
A130	All other congenital anomalies	M	49	...	1	1	...	...	...	1	4	1	...	...	1	1	2	3	20	1	...	...	2	2	1	1	...	1	...	...	...	6
		F	33	...	...	3	2	...	...	1	...	...	1	2	1	...	...	1	16	1	...	...	1	...	...	...	...	1	...	...	...	3
	XV. Certain causes of perinatal mortality	T	229	4	5	7	8	...	7	6	6	1	11	7	4	6	2	9	87	7	3	3	5	2	7	9	1	5	2	1	1	13
		M	138	1	3	4	4	...	5	3	4	...	8	5	2	3	...	6	57	3	1	3	4	1	4	5	...	3	1	1	...	7
		F	91	3	2	3	4	...	2	3	2	1	3	2	2	3	2	3	30	4	2	...	1	1	3	4	1	2	1	...	1	6
A131	Birth injury and difficult labour	M	12	...	1	1	...	...	1	...	...	...	1	...	...	1	...	...	2	...	...	...	1	1	...	1	...	1	...	...	...	1
		F	8	...	1	...	...	...	...	1	...	...	...	...	...	...	...	...	2	1	...	...	...	1	1	...	1	...	...	...	...	...
A132	Conditions of placenta and cord	M	14	...	...	1	...	...	1	...	1	...	1	...	1	1	...	2	4	...	...	...	...	...	1	...	...	...	...	...	...	1
		F	8	...	1	...	...	...	1	...	...	...	...	...	...	1	...	1	3	...	...	...	...	...	...	...	...	...	...	...	1	...
A133	Haemolytic disease of newborn	M	1	...	...	...	...	...	...	...	...	...	...	...	...	...	...	...	1	...	...	...	...	...	...	...	...	...	...	...	...	...
		F	2	...	...	...	...	...	...	...	...	...	...	...	...	...	...	...	2	...	...	...	...	...	...	...	...	...	...	...	...	...
A134	Anoxic and hypoxic conditions not elsewhere classified	M	63	1	2	1	3	...	1	3	2	...	2	3	...	1	...	3	25	2	...	2	3	...	1	2	...	1	1	1	...	3
		F	33	1	...	1	2	...	...	2	...	...	1	1	...	2	...	1	10	2	1	...	...	...	...	2	...	2	1	...	...	4
A135	Other causes of perinatal morbidity and mortality	M	48	...	...	1	1	...	2	...	1	...	4	2	1	...	...	1	25	1	1	1	...	...	2	2	...	1	...	...	...	2
		F	40	2	...	2	2	...	1	...	2	1	2	1	2	...	2	1	13	1	1	...	1	...	2	2	...	...	...	...	...	2
	XVI. Symptoms and ill-defined conditions	T	114	4	2	9	4	4	6	5	2	1	3	3	5	1	3	4	25	1	3	...	6	5	5	4	...	1	...	1	...	7
		M	60	2	...	5	1	1	3	1	...	1	3	1	3	1	1	3	11	1	2	...	4	4	1	4	...	...	...	1	...	6
		F	54	2	2	4	3	3	3	4	2	...	...	2	2	...	2	1	14	...	1	...	2	1	4	...	...	1	...	...	...	1
A136	Senility without mention of psychosis	M	4	...	...	...	1	...	...	...	...	...	...	...	...	...	...	...	1	...	...	...	...	...	1	1	...	...	...	...	...	...
		F	8	...	...	1	...	...	...	1	1	...	...	...	...	...	1	...	3	...	...	...	...	...	1	...	...	...	...	...	...	...
A137	Symptoms and other ill-defined conditions	M	46	2	...	5	...	1	3	1	...	1	3	1	3	1	1	3	10	1	2	...	4	4	...	3	...	...	...	1	...	6
		F	56	2	2	3	3	3	3	3	1	...	...	2	2	...	1	1	11	...	1	...	2	1	3	...	...	1	...	...	...	1
	XVII. Accidents, poisonings, and violence (classification according to external cause)	T	2071	29	38	196	53	6	56	43	56	40	62	49	43	48	41	55	790	33	18	16	61	44	52	52	24	28	22	5	13	98
		M	1436	19	26	125	39	3	46	31	39	26	40	33	31	38	30	45	521	27	13	11	40	31	39	37	19	20	19	3	11	74
		F	635	10	12	71	14	3	10	12	17	14	22	16	12	10	11	10	269	6	5	5	21	13	13	15	5	8	3	2	2	24
AE138	Motor-vehicle accidents	M	462	3	15	35	17	...	17	11	16	11	19	10	15	15	13	16	114	6	7	4	22	13	15	17	4	5	8	...	4	30
		F	176	4	7	12	8	...	2	6	6	3	12	6	5	3	3	6	51	2	4	2	5	5	4	7	2	1	...	1	...	9
(a)	Traffic (E810–E819)	M	448	3	15	35	16	...	17	10	15	11	19	10	15	14	13	15	112	6	7	3	21	11	15	17	4	5	8	...	4	27
		F	174	4	7	12	8	...	2	5	6	2	12	6	5	3	3	6	51	2	4	2	5	5	4	7	2	1	...	1	...	9
(b)	Non-traffic (E820–E823)	M	14	...	...	...	1	...	...	1	1	...	...	...	...	1	...	1	2	...	...	1	1	2	...	...	...	...	...	...	...	3
		F	2	...	...	...	...	...	...	1	...	1	...	...	...	...	...	...	...	...	...	...	...	...	...	...	...	...	...	...	...	...
AE139	Other transport accidents	M	75	6	4	9	2	...	1	2	5	2	1	...	2	...	3	2	20	4	1	2	2	...	1	2	2	1	...	...	...	1
		F	10	1	...	1	...	...	...	...	...	1	...	1	...	...	...	...	5	...	...	...	1	...	...	...	...	...	...	...	...	...

NOTE—Cause of death adjustments resulting from medical coder's queries are not reflected in this table. *See* Introduction.

TABLE 54—DEATHS, BY CAUSE (INTERMEDIATE LIST), SEX, AND REGIONAL DISTRICT, BRITISH COLUMBIA, 1976—*Continued*

Intermediate International List No.	Cause of Death		Total	Alberni-Clayoquot	Bulkley-Nechako	Capital (Victoria Area)	Cariboo	Central Coast	Central Fraser Valley	Central Kootenay	Central Okanagan	Columbia-Shuswap	Comox-Strathcona	Cowichan Valley	Dewdney-Alouette	East Kootenay	Fraser-Cheam	Fraser-Fort George	Greater Vancouver	Kitimat-Stikine	Kootenay Boundary	Mount Waddington	Nanaimo	North Okanagan	Okanagan-Similkameen	Peace River-Liard	Powell River	Skeena-Queen Charlotte	Squamish-Lillooet	Stikine	Sunshine Coast	Thompson-Nicola
(a)	Drownings involving small boats (E830.0, E832.0)	M	25	4	2	3	...	...	1	...	1	2	...	...	...	...	...	1	5	2	...	2	1	...	1	...	...	...	...	...	...	...
		F	2	1	...	...	...	...	...	...	...	...	...	...	...	...	...	...	...	...	...	...	1	...	...	...	...	...	...	...	...	...
(b)	Drownings involving other watercraft (E830.1 – E830.9, E832.1 – E832.9)	M	9	1	...	2	...	...	...	...	...	...	...	...	...	...	...	...	4	...	...	...	1	...	...	...	...	1	...	...	...	...
(c)	Other transport	M	41	1	2	4	2	...	...	2	4	...	1	...	2	...	3	1	11	2	1	...	...	...	...	2	2	...	...	...	...	1
		F	8	...	...	1	...	...	...	...	...	1	...	1	...	...	...	...	5	...	...	...	...	...	...	...	...	...	...	...	...	...
AE140	Accidental poisoning	M	103	1	...	4	2	...	...	...	1	2	1	...	1	1	...	3	80	...	2	...	...	...	2	...	1	1	...	...	...	1
		F	44	...	...	1	1	...	1	...	1	...	1	1	...	...	1	...	34	1	...	...	...	...	...	...	...	...	1	...	...	1
AE141	Accidental falls	M	143	1	1	19	2	1	2	1	8	...	1	1	2	1	2	2	75	1	...	...	5	1	3	2	1	4	2	...	...	5
		F	126	...	1	28	...	...	1	4	2	5	...	...	1	3	...	1	61	...	...	1	3	2	5	2	1	2	...	...	1	2
AE142	Accidents caused by fires	M	62	3	...	4	1	...	2	1	2	1	2	4	1	2	3	2	13	5	...	...	1	1	...	2	5	1	...	3	...	3
		F	23	...	1	1	1	...	2	...	2	...	...	...	1	...	...	...	10		...	...	...	1	...	1	1	1	...	1	...	...
AE143	Accidental drowning	M	66	...	1	6	3	...	1	4	...	2	1	...	4	5	2	1	17	3	...	1	1	2	2	3	...	1	1	...	2	3
		F	20	...	...	...	...	1	1	...	...	...	1	...	1	...	...	...	7	1	1	...	...	1	...	2	...	1	...	...	...	3
AE144	Accidents caused by firearm missiles	M	5	...	1	...	...	...	1	...	...	...	...	1	...	...	...	...	...	1	...	...	...	...	...	...	...	...	...	...	...	1
AE145	Accidents mainly of industrial type	M	79	1	2	6	2	...	3	1	1	1	3	4	...	5	1	3	16	1	1	1	2	5	4	1	3	3	1	...	...	8
		F	6	1	...	...	...	...	...	...	...	1	2	...	1	...	...	...	1	...	...	...	...	...	...	...	...	...	...	...	...	...
AE146	All other accidents	M	55	...	...	3	2	...	5	3	1	4	2	5	3	1	1	1	14	...	...	...	1	1	...	3	...	2	...	...	1	2
		F	29	1	...	6	...	...	...	...	1	...	1	1	...	...	1	...	15	1	...	1	...	1	...	...	...	...	...	...	...	...
AE147	Suicide	M	280	3	1	26	5	2	7	7	4	2	8	4	2	6	4	12	124	2	2	2	6	7	10	6	3	2	6	...	2	15
		F	124	2	2	7	2	1	2	1	2	1	2	6	2	3	4	3	59	...	...	1	9	2	3	1	...	2	1	...	...	6
AE148	Homicide	M	52	1	1	...	2	...	4	...	...	...	1	1	1	1	...	3	27	3	...	...	...	...	1	1	...	...	1	...	1	3
		F	34	...	1	1	2	1	...	1	3	1	...	...	1	1	1	...	13	...	...	...	2	1	...	2	...	...	...	...	...	3
AE149	Injury undetermined if accidentally or purposely inflicted	M	52	...	...	11	1	...	3	1	1	1	3	...	1	1	...	...	21	1	...	1	...	1	1	...	...	...	...	...	1	2
		F	43	1	...	14	...	...	1	...	...	2	3	1	...	...	1	...	13	1	...	...	1	...	1	...	1	1	1	...	1	...
AE150	Injuries resulting from operations of war	M	2	...	...	2	...	...	...	...	...	...	...	...	...	...	...	...	...	...	...	...	...	...	...	...	...	...	...	...	...	...
	NXVII. Accidents, poisonings, and violence (classified according to nature of injury)	T	2071	29	38	196	53	6	56	43	56	40	62	49	43	48	41	55	790	33	18	16	61	44	52	52	24	28	22	5	13	98
		M	1436	19	26	125	39	3	46	31	39	26	40	33	31	38	30	45	521	27	13	11	40	31	39	37	19	20	19	3	11	74
		F	635	10	12	71	14	3	10	12	17	14	22	16	12	10	11	10	269	6	5	5	21	13	13	15	5	8	3	2	2	24

NOTE—Cause of death adjustments resulting from medical coder's queries are not reflected in this table. *See* Introduction.

AN138	Fracture of skull	M	245	...	6	21	8	1	9	6	7	5	6	8	8	4	7	9	80	3	2	1	10	3	5	8	2	1	6	...	1	18
		F	82	2	2	9	1	...	...	2	3	1	4	3	1	1	2	4	31	1	1	1	2	1	1	3	2	1	...	...	...	3
AN139	Fracture of spine and trunk	M	46	...	1	4	2	...	2	3	4	...	2	...	...	...	2	2	15	...	...	...	1	1	3	...	2	1	...	...	...	1
		F	39	...	...	4	1	...	1	1	1	1	...	2	1	...	1	...	14	1	...	...	2	2	2	1	...	1	...	...	...	3
AN140	Fracture of limbs	M	66	1	1	10	2	1	2	...	4	...	...	...	...	1	1	1	27	1	...	...	4	1	1	2	...	2	...	...	1	3
		F	77	...	...	21	...	...	1	2	...	3	...	...	1	3	...	...	36	...	...	1	1	1	2	2	1	1	...	...	1	...
AN141	Dislocation without fracture	M	3	...	...	1	...	...	1	...	...	...	...	...	...	...	...	...	...	...	...	...	...	...	...	...	...	...	...	...	...	1
		F	1	...	...	...	...	...	...	...	...	1	...	...	...	...	...	...	...	...	...	...	...	...	...	...	...	...	...	...	...	...
AN143	Intracranial injury exluding skull fracture	M	203	2	2	19	4	...	7	7	7	5	8	3	5	6	5	6	59	2	1	...	8	6	9	8	1	4	3	...	1	15
		F	56	3	4	3	2	...	...	2	3	1	4	1	1	3	...	1	18	...	...	1	3	...	2	1	...	...	...	...	...	3
AN144	Internal injury of chest, abdomen, and pelvis	M	309	2	8	20	13	...	11	4	8	3	10	10	5	13	3	14	93	6	7	3	11	8	11	11	4	5	7	...	2	17
		F	95	...	2	5	6	...	1	4	5	3	5	3	3	2	1	3	31	...	3	...	3	3	3	5	1	...	1	...	...	2
AN145	Laceration and open wound	M	16	1	...	1	...	1	...	...	...	1	1	...	2	...	1	1	5	1	...	...	...	...	...	...	...	...	...	...	1	...
		F	2	...	...	...	...	1	...	...	...	...	...	...	...	...	...	...	...	...	...	...	...	...	1	...	...	...	...	...	...	...
AN146	Superficial injury, contusion, and crushing with intact skin surface	M	1	...	...	...	...	...	...	...	...	...	...	...	...	...	...	...	1	...	...	...	...	...	...	...	...	...	...	...	...	...
AN147	Foreign body entering through orifice	M	18	...	...	1	...	...	4	...	...	...	1	2	1	...	...	1	5	...	...	...	...	...	...	1	...	1	...	...	...	1
		F	13	...	...	3	...	...	...	...	...	...	1	1	...	...	1	...	4	1	...	1	...	1	...	...	...	...	...	...	...	...
AN148	Burn	M	41	...	1	2	2	...	2	1	2	...	1	1	...	2	2	...	12	4	...	...	1	2	...	...	2	...	...	...	...	4
		F	17	...	1	...	...	...	1	...	1	...	...	...	...	...	...	...	9	...	...	...	...	1	...	...	1	...	...	...	...	3
AN149	Adverse effects of chemical substances	M	227	5	...	26	2	...	3	1	2	3	4	5	2	3	2	5	135	1	2	2	...	5	3	2	4	2	2	3	...	3
		F	167	1	2	19	3	1	4	...	3	2	2	6	2	1	6	...	87	2	...	1	9	2	2	1	...	4	2	1	1	3
AN150	All other and unspecified effects of external causes	M	261	8	7	20	6	...	5	9	5	9	7	4	8	9	7	6	89	9	1	5	5	5	7	5	4	4	1	...	5	11
		F	86	4	1	7	1	1	2	1	1	2	6	...	3	...	...	2	39	1	1	...	1	2	...	2	...	1	...	1	...	7

NOTE—Cause of death adjustments resulting from medical coder's queries are not reflected in this table. *See* Introduction.

TABLE 55—DEATHS, BY CAUSE (INTERMEDIATE LIST

Intermediate International List No.	Cause of Death		Total	Urban: D.M., Cities, Towns, Vills. of 1,000–4,999 Population	Urban: D.M., Cities, Towns, Vills. of 5,000+ Population	Residential (Rural)	Abbotsford Dist.	Burnaby Dist.	Campbell River	Castlegar	Cent. Saanich Dist.	Chilliwack	Chilliwhack Dist.	Comox	Coquitlam Dist.	Courtenay	Cranbrook	Dawson Creek	Delta Dist.	Esquimalt Dist.
	All causes	T	18,788	977	15,435	2,376	55	1,028	98	44	57	93	194	34	291	58	107	59	268	159
		M	10,947	601	8,792	1,554	36	550	59	25	29	65	113	18	159	39	72	39	150	97
		F	7,841	376	6,643	822	19	478	39	19	28	28	81	16	132	19	35	20	118	62
	I. Infective and parasitic diseases	T	101	5	85	11	...	8	...	1	...	...	...	...	...	...	...	...	3	...
		M	51	1	43	7	...	3	...	...	...	...	...	...	...	...	...	...	2	...
		F	50	4	42	4	...	5	...	1	...	...	...	...	...	...	...	...	1	...
A5	Enteritis and other diarrhoeal diseases	M	15	...	13	2	...	...	...	...	...	...	...	...	...	...	...	...	1	...
		F	14	2	12	...	...	2	...	1	...	...	...	...	...	...	...	...	...	...
A6	Tuberculosis of respiratory system	M	19	1	15	3	...	1	...	...	...	...	...	...	...	...	...	...	...	...
		F	4	...	4	...	...	...	...	...	...	...	...	...	...	...	...	...	...	...
A7	Tuberculosis of meninges and central nervous system	F	1	...	1	...	...	1	...	...	...	...	...	...	...	...	...	...	...	...
A9	Tuberculosis of bones and joints	F	1	...	...	1	...	...	...	...	...	...	...	...	...	...	...	...	...	...
A10	Other tuberculosis including late effects	M	1	...	1	...	...	...	...	...	...	...	...	...	...	...	...	...	...	...
		F	6	...	5	1	...	1	...	...	...	...	...	...	...	...	...	...	...	...
A12	Anthrax	F	1	...	1	...	...	...	...	...	...	...	...	...	...	...	...	...	...	...
A15	Diphtheria	M	2	...	2	...	...	1	...	...	...	...	...	...	...	...	...	...	...	...
		F	1	...	1	...	...	...	...	...	...	...	...	...	...	...	...	...	...	...
A19	Meningococcal infection	M	3	...	2	1	...	...	...	...	...	...	...	...	...	...	...	...	...	...
A21	Other bacterial diseases	M	4	...	4	...	...	...	...	...	...	...	...	...	...	...	...	...	...	...
		F	5	...	4	1	...	1	...	...	...	...	...	...	...	...	...	...	...	...
A23	Late effects of acute poliomyelitis	M	2	...	1	1	...	...	...	...	...	...	...	...	...	...	...	...	...	...
		F	2	...	2	...	...	...	...	...	...	...	...	...	...	...	...	...	...	...
A27	Viral encephalitis	M	1	...	1	...	...	...	...	...	...	...	...	...	...	...	...	...	...	...
		F	1	...	...	1	...	...	...	...	...	...	...	...	...	...	...	...	...	...
A28	Infectious hepatitis	M	1	...	1	...	...	...	...	...	...	...	...	...	...	...	...	...	...	...
		F	3	...	3	...	...	...	...	...	...	...	...	...	...	...	...	...	...	...
A29	Other viral diseases	M	2	...	2	...	...	1	...	...	...	...	...	...	...	...	...	...	1	...
		F	7	1	6	...	...	...	...	...	...	...	...	...	...	...	...	...	1	...
A36	Syphilis of central nervous system	M	1	...	1	...	...	...	...	...	...	...	...	...	...	...	...	...	...	...
		F	1	...	1	...	...	...	...	...	...	...	...	...	...	...	...	...	...	...
A37	Other syphilis	F	1	...	1	...	...	...	...	...	...	...	...	...	...	...	...	...	...	...
A43	Other helminthiases	F	1	...	1	...	...	...	...	...	...	...	...	...	...	...	...	...	...	...
A44	All other infective and parasitic diseases	F	1	1	...	...	...	...	...	...	...	...	...	...	...	...	...	...	...	...
	II. Neoplasms	T	3,963	213	3,297	453	15	240	17	10	16	19	32	6	59	13	18	9	63	36
		M	2,207	124	1,795	288	10	141	9	5	5	14	19	2	30	10	12	5	34	19
		F	1,756	89	1,502	165	5	99	8	5	11	5	13	4	29	3	6	4	29	17
	All Malignant neoplasms (A45 – A60)	M	2,184	124	1,775	285	10	140	9	5	5	14	19	2	30	10	11	5	34	18
		F	1,732	88	1,483	161	5	99	8	5	10	5	13	4	28	3	5	4	29	17
A45	Malignant neoplasm of buccal cavity and pharynx	M	44	4	35	5	...	1	...	...	...	...	...	...	1	...	...	...	...	...
		F	16	2	14	...	...	...	...	...	...	...	...	...	1	...	...	...	...	...
A46	Malignant neoplasm of oesophagus	M	45	2	36	7	1	5	...	...	1	...	...	...	1	...	...	...	1	1
		F	29	1	26	2	...	...	...	...	...	...	...	...	...	...	...	...	...	...
A47	Malignant neoplasm of stomach	M	145	5	115	25	...	6	...	1	...	1	1	...	3	2	2	1	2	1
		F	98	2	89	7	...	5	...	1	1	1	1	1	1	...	...	...	1	...
A48	Malignant neoplasm of intestine, except rectum	M	183	11	153	19	1	9	...	1	...	3	2	...	5	...	...	...	3	...
		F	198	9	172	17	1	16	1	1	2	1	2	...	1	...	...	1	3	2
A49	Malignant neoplasm of rectum and rectosigmoid junction	M	92	1	79	12	...	10	...	...	...	1	...	1	1	1	1	...	2	1
		F	65	1	57	7	...	3	...	...	1	...	...	...	...	...	...	...	...	...
A50	Malignant neoplasm of larynx	M	17	3	13	1	...	2	...	...	...	...	...	...	...	...	...	...	...	...
		F	2	...	2	...	...	...	...	...	...	...	...	...	...	...	...	...	...	...
A51	Malignant neoplasm of trachea, bronchus, and lung	M	707	45	573	89	3	46	5	...	1	3	7	1	4	4	1	3	11	11
		F	193	13	162	18	...	8	1	...	1	...	1	...	4	1	1	...	5	2
A52	Malignant neoplasm of bone	M	11	...	10	1	...	1	...	...	...	...	...	...	...	...	...	...	...	...
		F	8	...	8	...	...	1	...	...	...	...	...	...	...	...	...	...	...	...
A53	Malignant neoplasm of skin	M	15	1	12	2	1	2	...	...	...	...	...	...	...	...	...	...	...	...
		F	21	...	19	2	...	1	...	...	...	...	...	...	...	...	...	...	2	...

NOTE—Cause of death adjustments resulting from medical coder's queries are not reflected in this table. *See* Introduction.

L AND URBAN AREAS, BRITISH COLUMBIA, 1976

Areas of 5,000 or More Population (Cities, Towns, and Districts)

Langley Dist.	Maple Ridge Dist.	Matsqui Dist.	Merritt	Mission Dist.	Nanaimo	Nelson	New Westminster	N. Cowichan Dist.	North Vancouver	N. Vancouver Dist.	Oak Bay Dist.	Penticton	Port Alberni	Port Coquitlam	Port Moody	Powell River Dist.	Prince George	Prince Rupert	Quesnel	Richmond Dist.	Saanich Dist.	Salmon Arm Dist.	Sidney	Squamish Dist.	Summerland Dist.	Surrey Dist.	Terrace Dist.	Trail	Vancouver	Vernon	Victoria	W. Vancouver	White Rock	Williams Lake	Intermediate International List No.
263	263	279	38	112	273	93	420	85	287	316	260	208	125	126	31	79	222	94	53	408	518	71	63	34	61	705	60	84	4,579	216	1,005	322	223	29	
264	157	156	24	65	164	46	236	50	142	178	140	123	69	81	21	47	156	50	29	225	296	37	37	22	36	411	47	58	2,630	119	497	148	116	16	
074	106	123	14	47	109	47	184	35	145	138	120	85	56	45	10	32	66	44	24	183	222	34	26	12	25	294	13	26	1,949	97	508	174	107	13	
2.	...	1	...	...	2	...	2	1	1	3	2	2	...	...	...	...	4	2	...	2	1	...	...	...	...	6	...	...	28	2	7	1	...	...	
1.	...	1	...	...	1	...	...	1	1	2	2	...	...	...	...	...	2	1	...	...	...	...	...	...	...	3	...	...	18	1	1	...	...	...	
1.	...	...	...	...	1	...	2	...	...	1	...	2	...	...	...	...	2	1	...	2	1	...	...	...	...	3	...	...	10	1	6	1	...	...	
1.	...	1	...	...	...	...	...	...	...	2	1	...	...	...	...	...	...	...	...	...	...	...	...	...	...	1	...	...	4	1	...	...	...	...	A5
...	...	...	...	...	...	...	2	...	...	1	...	...	...	...	...	...	...	1	...	...	...	...	...	...	...	...	...	...	1	...	3	1	...	...	
...	...	...	...	...	...	...	...	...	1	...	1	...	...	...	...	...	2	1	...	...	...	...	...	...	...	...	...	...	7	...	1	...	...	...	A6
1.	...	...	...	...	...	...	...	...	...	...	...	...	...	...	...	...	...	...	...	...	...	...	...	...	...	...	...	...	3	...	...	...	...	...	
...	...	...	...	...	...	...	...	...	...	...	...	...	...	...	...	...	...	...	...	...	...	...	...	...	...	...	...	...	...	...	...	...	...	...	A7
...	...	...	...	...	...	...	...	...	...	...	...	...	...	...	...	...	...	...	...	...	...	...	...	...	...	...	...	...	...	...	...	...	...	...	A9
...	...	...	...	...	...	...	...	...	...	...	...	...	...	...	...	...	...	...	...	...	...	...	...	...	...	...	...	...	1	...	...	...	...	...	A10
...	...	...	...	...	...	...	...	...	...	...	...	...	...	...	...	...	...	...	...	1	...	...	...	...	...	...	...	...	1	...	2	...	...	...	
...	...	...	...	...	...	...	...	...	...	...	...	...	...	...	...	...	...	...	...	...	...	...	...	...	...	...	...	...	1	...	...	...	...	...	A12
...	...	...	...	...	...	...	...	...	...	...	...	...	...	...	...	...	...	...	...	...	...	...	...	...	...	...	...	...	1	...	...	...	...	...	A15
...	...	...	...	...	1	...	...	...	...	...	...	...	...	...	...	...	...	...	...	...	...	...	...	...	...	...	...	...	...	...	...	...	...	...	
...	...	...	...	...	...	...	...	...	...	...	...	...	...	...	...	...	...	...	...	...	...	...	...	...	...	1	...	...	1	...	...	...	...	...	A19
...	...	...	...	...	...	...	...	...	...	...	...	...	...	...	...	...	...	...	...	...	...	...	...	...	...	1	...	...	3	...	...	...	...	...	A21
...	...	...	...	...	...	...	...	...	...	...	...	...	...	...	...	...	...	...	...	...	...	...	...	...	...	2	...	...	...	1	...	...	...	...	
...	...	...	...	...	1	...	...	...	...	...	...	...	...	...	...	...	...	...	...	...	...	...	...	...	...	...	...	...	...	...	...	...	...	...	A23
...	...	...	...	...	...	...	...	...	...	...	...	...	...	...	...	...	...	...	1	...	...	...	...	...	...	...	...	...	1	...	...	...	...	...	
...	...	...	...	...	...	...	...	...	...	...	...	...	...	...	...	...	...	...	...	...	...	...	...	...	...	...	...	...	...	...	...	...	...	...	A27
...	...	...	...	...	...	...	...	...	...	...	...	...	...	...	...	...	...	...	...	...	...	...	...	...	...	...	...	...	...	...	...	...	...	...	
...	...	...	...	...	...	...	...	1	...	...	...	...	...	...	...	...	...	...	...	...	...	...	...	...	...	...	...	...	...	...	...	...	...	...	A28
...	...	...	...	...	...	...	...	...	...	...	...	...	...	...	...	...	1	...	...	...	1	...	...	...	...	...	...	...	...	...	1	...	...	...	
...	...	...	...	...	...	...	...	...	...	...	...	...	...	...	...	...	...	...	...	...	...	...	...	...	...	...	...	...	...	...	...	...	...	...	A29
...	...	...	...	...	...	...	...	...	...	...	...	1	...	...	...	...	1	...	...	...	...	...	...	...	...	...	...	...	2	...	...	...	...	...	
...	...	...	...	...	...	...	...	...	...	...	...	...	...	...	...	...	...	...	...	...	...	...	...	...	...	...	...	...	1	...	...	...	...	...	A36
...	...	...	...	...	...	...	...	...	...	...	...	...	...	...	...	...	...	...	...	...	...	...	...	...	...	1	...	...	...	...	...	...	...	...	
...	...	...	...	...	...	...	...	...	...	...	...	1	...	...	...	...	...	...	...	...	...	...	...	...	...	...	...	...	...	...	...	...	...	...	A37
...	...	...	...	...	...	...	...	...	...	...	...	...	...	...	...	...	...	...	...	...	...	...	...	...	...	...	...	...	1	...	...	...	...	...	A43
...	...	...	...	...	...	...	...	...	...	...	...	...	...	...	...	...	...	...	...	...	...	...	...	...	...	...	...	...	...	...	...	...	...	...	A44
463	49	47	6	30	52	15	95	22	65	68	72	35	35	12	17	60	18	9	95	126	12	14	11	17	164	8	19		919	35	227	65	44	5	
221	29	31	1	16	35	7	52	14	32	34	34	20	21	13	8	9	37	8	3	44	73	6	7	7	8	92	6	15	494	21	103	32	23	2	
242	20	16	5	14	17	8	43	8	33	34	38	15	14	12	4	8	23	10	6	51	53	6	7	4	9	72	2	4	425	14	124	33	21	3	
221	29	31	1	16	35	7	52	14	30	32	34	19	21	13	8	9	37	8	3	44	73	6	7	7	8	89	6	15	490	20	102	32	22	2	
232	20	16	5	14	16	8	43	8	33	34	37	15	14	11	4	8	21	10	6	50	53	6	7	4	9	70	2	4	421	14	124	33	21	2	
1.	...	...	...	...	2	...	...	...	...	...	...	...	...	1	...	1	1	1	...	1	...	...	...	...	...	4	...	...	19	...	...	...	...	...	A45
1.	...	...	...	...	...	...	...	...	...	...	...	...	...	...	...	...	...	1	...	...	...	...	...	...	...	1	...	...	6	...	...	2	...	...	
1.	1	...	...	...	...	...	1	1	...	1	1	2	...	...	...	...	...	...	...	...	2	...	...	1	...	...	1	1	9	...	1	1	...	...	A46
1.	...	1	...	...	...	...	...	1	...	...	1	...	...	...	...	...	...	...	...	1	1	...	...	...	1	1	...	...	13	...	3	1	...	...	
...	...	3	...	1	3	1	1	...	1	...	3	1	1	1	...	1	4	...	...	6	2	1	1	...	1	7	...	...	39	2	7	2	...	...	A47
...	3	3	...	1	2	...	3	...	3	...	2	...	1	...	...	...	1	1	1	3	1	1	...	...	1	5	1	...	26	1	10	1	...	...	
...	1	2	...	...	1	...	6	2	3	1	6	1	1	2	2	2	4	...	...	4	8	...	1	...	1	8	...	...	46	3	10	5	2	...	A48
2.	3	2	1	...	2	1	7	2	4	7	5	2	...	2	...	...	1	...	...	6	7	...	...	1	...	8	1	...	42	2	17	2	6	...	
3.	3	3	...	...	1	...	3	...	2	...	...	...	1	...	2	...	...	1	1	1	3	...	1	...	...	2	2	1	19	...	3	2	1	...	A49
...	2	1	...	...	3	1	4	1	2	...	...	1	...	...	...	...	...	...	...	3	1	1	...	...	...	3	...	...	20	...	4	2	...	...	
...	...	...	...	...	...	...	1	...	...	...	...	...	...	...	...	...	...	...	...	...	...	...	...	...	...	1	...	...	6	1	2	...	...	...	A50
...	...	...	...	...	...	...	...	...	...	...	...	...	...	...	...	...	...	...	...	...	...	...	...	...	...	...	...	...	1	...	1	...	...	...	
101	13	7	...	10	11	1	22	8	9	7	9	6	7	5	2	1	9	1	1	9	22	2	2	3	2	27	1	4	167	5	31	8	8	1	A51
4.	1	1	...	3	1	3	7	...	5	4	3	2	1	...	2	1	3	...	1	6	7	...	...	1	1	7	...	...	42	2	12	2	2	...	
...	...	...	...	...	...	1	...	...	...	...	...	1	...	...	...	...	...	...	...	...	...	...	1	...	...	...	...	...	3	...	1	...	...	...	A52
...	...	...	...	...	...	...	...	...	...	...	1	1	...	1	...	...	...	...	...	1	...	...	...	...	...	...	...	...	1	...	...	...	...	...	
...	...	...	...	...	...	...	1	...	...	...	...	...	1	...	...	...	...	...	...	...	1	...	...	...	...	...	...	...	3	...	1	...	2	...	A53
...	...	...	1	...	...	...	...	...	...	1	...	1	2	...	...	...	1	...	...	...	...	...	...	...	...	2	...	...	4	...	3	1	...	...	

TABLE 55—DEATHS, BY CAUSE (INTERMEDIATE LIST), AND

Intermediate International List No.	Cause of Death		Total	Urban: D.M., Cities, Towns, Vills. of 1,000–4,999 Population	Urban: D.M., Cities, Towns, Vills. of 5,000+ Population	Residential (Rural)	Abbotsford Dist.	Burnaby Dist.	Campbell River	Castlegar	Cent. Saanich Dist.	Chilliwack	Chilliwhack Dist.	Comox	Coquitlam Dist.	Courtenay	Cranbrook	Dawson Creek	Delta Dist.	Esquimalt Dist.	Fort St. John
A54	Malignant neoplasm of breast	M	1	...	1	...	...	...	...	...	...	...	...	...	...	...	...	...	...	...	...
		F	352	20	287	45	2	16	2	2	3	1	2	...	9	...	...	2	3	5	...
A55	Malignant neoplasm of cervix uteri	F	47	4	36	7	...	...	...	...	...	...	...	...	2	...	...	...	1	...	...
A56	Other malignant neoplasm of uterus	F	53	4	43	6	...	3	...	...	1	...	...	...	1	...	...	...	...	1	...
A57	Malignant neoplasm of prostate	M	235	10	197	28	1	14	1	1	2	1	2	...	3	1	...	...	5	2	...
A58	Malignant neoplasm of other and unspecified sites	M	474	30	383	61	...	35	2	2	...	4	4	...	6	1	7	...	8	1	...
		F	508	24	439	45	2	37	4	1	1	2	5	1	6	2	3	1	9	5	...
(a)	Digestive organs and peritoneum (155–159)	M	175	11	137	27	...	12	...	...	...	1	3	...	2	...	4	...	5	...	...
		F	153	9	125	19	...	7	1	...	...	...	1	...	3	1	1	...	2	...	...
(b)	Respiratory organs (160, 163)	M	9	1	7	1	...	...	...	...	...	...	...	...	...	...	...	...	...	...	...
		F	4	...	4	...	...	...	...	...	...	...	...	...	...	...	...	...	...	1	...
(c)	Connective and other soft tissue (171)	M	7	1	4	2	...	...	...	...	...	...	...	...	...	1	...	...	...	...	...
		F	6	...	6	...	...	...	...	...	...	...	...	...	...	1	...	1	...	1	...
(d)	Ovary, fallopian tube, and broad ligament (183)	F	123	8	108	7	1	16	...	...	1	...	1	...	1	...	...	...	2	2	...
(e)	Other and unspecified female genital organs (184)	F	8	...	8	...	...	1	...	...	...	...	...	...	...	...	...	...	...	...	...
(f)	Other male genital organs (186, 187)	M	9	...	9	...	...	1	...	1	...	...	1	...	1	...	...	...	...	...	...
(g)	Bladder (188)	M	74	1	66	7	...	7	...	...	...	1	...	...	2	...	...	...	1	...	...
		F	28	1	27	...	...	2	1	...	...	...	...	...	...	...	...	...	1	...	...
(h)	Other and unspecified urinary organs (189)	M	52	3	45	4	...	4	...	1	...	2	...	...	1	...	...	...	1	...	...
		F	30	2	26	2	...	1	...	...	...	...	...	...	1	...	1	...	...	...	...
(i)	Brain and nervous system (191, 192)	M	59	6	47	6	...	4	...	...	...	...	...	...	...	...	2	...	1	...	...
		F	48	4	37	7	1	2	1	...	...	...	...	...	1	...	...	...	1	...	...
(j)	Other	M	89	7	68	14	...	7	2	...	...	...	...	...	...	...	1	...	...	1	...
		F	108	...	98	10	...	8	1	1	...	2	3	1	...	...	1	...	3	1	...
A59	Leukaemia	M	81	6	63	12	1	3	...	...	...	...	1	...	4	1	...	...	2	...	...
		F	47	3	42	2	...	3	...	...	...	...	1	...	3	...	...	...	1	...	...
A60	Other lymphatic and haemotopoietic tissue	M	134	6	105	23	2	6	1	...	1	1	2	...	2	...	...	1	...	1	...
		F	95	5	87	3	...	6	...	...	...	...	1	2	...	...	1	...	4	2	...
(a)	Hodgkin's disease (201)	M	21	1	20	...	...	...	...	...	...	...	...	...	1	...	...	...	...	1	...
		F	11	1	10	...	...	1	...	...	...	...	...	...	...	...	1	...	1	1	...
(b)	Other	M	113	5	85	23	2	6	1	...	1	1	2	...	1	...	...	1	...	...	...
		F	84	4	77	3	...	5	...	...	...	...	1	2	...	...	...	...	3	1	...
A61	Benign neoplasm and neoplasm of unspecified nature	M	23	...	20	3	...	1	...	...	...	...	...	...	...	...	1	...	...	1	...
		F	24	1	19	4	...	...	...	...	1	...	...	...	1	...	1	...	...	...	...
	III. Endocrine, nutritional and metabolic diseases	T	297	20	226	51	...	13	1	...	...	6	5	1	4	2	1	2	3	2	...
		M	149	13	113	23	...	6	1	...	...	3	3	...	...	1	1	...	1	1	...
		F	148	7	113	28	...	7	...	...	...	3	2	1	4	1	...	2	2	1	...
A62	Nontoxic goitre	F	1	...	...	1	...	...	...	...	...	...	...	...	...	...	...	...	...	...	...
A63	Thyrotoxicosis with or without goitre	F	2	...	1	1	...	...	...	...	...	...	...	...	...	...	...	...	...	...	...
A64	Diabetes mellitus	M	119	11	87	21	...	2	1	...	...	3	2	...	...	...	...	...	1	...	...
		F	114	5	91	18	...	6	...	...	...	2	2	1	3	1	...	2	2	1	...
A65	Nutritional deficiency states	M	9	1	7	1	...	...	...	...	...	...	1	...	...	...	1	...	...	...	...
		F	8	...	7	1	...	...	...	...	...	...	...	...	...	...	...	...	...	...	...
A66	Other endocrine and metabolic diseases	M	21	1	19	1	...	4	...	...	...	...	...	...	...	1	...	...	...	1	...
		F	23	2	14	7	...	1	...	...	...	1	...	...	1	...	...	...	...	...	...
	IV. Diseases of blood and blood-forming organs	T	44	1	36	7	1	3	...	...	...	...	...	...	1	...	...	...	1	...	...
		M	25	1	20	4	...	2	...	...	...	...	...	...	1	...	...	...	...	...	...
		F	19	...	16	3	1	1	...	...	...	...	...	...	...	...	...	...	1	...	...
A67	Anaemias	M	17	...	14	3	...	2	...	...	...	...	...	...	...	...	...	...	...	...	...
		F	13	...	11	2	...	1	...	...	...	...	...	...	...	...	...	...	1	...	...
A68	Other diseases of blood and blood-forming organs	M	8	1	6	1	...	...	...	...	...	...	...	...	1	...	...	...	...	...	...
		F	6	...	5	1	1	...	...	...	...	...	...	...	...	...	...	...	...	...	...

NOTE—Cause of death adjustments resulting from medical coder's queries are not reflected in this table. *See* Introduction.

ND URBAN AREAS, BRITISH COLUMBIA, 1976—*Continued*

d Areas of 5,000 or More Population (Cities, Towns, and Districts)

Mackenzie Dist.	Maple Ridge Dist.	Matsqui Dist.	Merritt	Mission Dist.	Nanaimo	Nelson	New Westminster	N. Cowichan Dist.	North Vancouver	N. Vancouver Dist.	Oak Bay Dist.	Penticton	Port Alberni	Port Coquitlam	Port Moody	Powell River Dist.	Prince George	Prince Rupert	Quesnel	Richmond Dist.	Saanich Dist.	Salmon Arm Dist.	Sidney	Squamish Dist.	Summerland Dist.	Surrey Dist.	Terrace Dist.	Trail	Vancouver	Vernon	Victoria	W. Vancouver	White Rock	Williams Lake	Intermediate International List No.
...	...	...	...	...	...	...	...	...	...	...	...	...	...	...	...	...	...	...	...	...	...	...	...	...	...	...	...	...	...	1	...	...	...	...	A54
1	4	3	1	3	1	...	10	1	6	4	5	2	1	3	1	3	4	3	1	9	13	3	3	...	1	16	...	...	81	4	25	8	3	...	
...	...	...	...	2	...	...	1	...	2	1	...	...	...	...	...	1	1	...	1	...	1	1	...	...	1	...	...	...	13	1	1	1	1	...	A55
1	...	1	...	...	...	...	...	...	1	1	1	...	1	...	...	...	...	...	...	...	4	...	1	...	...	...	...	...	15	...	2	5	...	...	A56
...	4	6	...	2	7	...	4	1	1	3	8	5	...	...	1	...	4	1	1	4	12	1	...	...	1	10	...	3	41	1	18	6	2	...	A57
...	3	6	1	2	6	2	10	2	12	13	4	1	6	3	1	3	10	4	...	10	15	1	1	2	2	19	...	4	106	7	18	3	7	1	A58
...	4	3	1	4	5	3	7	3	7	12	14	4	6	5	1	3	10	4	1	16	14	...	3	2	3	21	...	4	123	3	35	6	8	2	
...	1	3	...	1	1	...	3	...	8	3	2	...	3	...	...	1	2	1	...	6	6	...	...	...	1	5	...	2	44	1	5	...	4	1	(a)
...	1	1	...	1	2	1	1	...	2	2	3	1	3	1	...	1	4	...	1	4	3	...	1	1	1	6	...	...	43	1	14	1	5	1	
...	...	...	...	...	...	...	...	...	...	...	2	...	...	...	...	...	...	...	...	...	...	...	...	...	...	...	...	...	2	2	...	...	...	...	(b)
...	...	...	...	...	...	...	...	...	...	...	...	...	...	...	...	...	...	...	...	...	...	...	...	...	...	1	...	...	1	1	...	...	...	...	
...	...	...	...	...	...	...	...	...	...	...	...	1	...	...	...	...	1	...	...	...	...	...	...	...	...	1	...	...	...	...	...	...	...	...	(c)
...	...	...	...	...	...	...	...	...	...	1	...	...	...	...	...	...	...	...	...	...	...	...	...	...	...	...	...	...	1	...	...	...	...	...	
...	1	1	1	2	2	2	3	2	3	4	2	1	1	3	1	1	1	...	...	7	1	...	1	1	...	5	...	1	26	...	7	...	1	...	(d)
...	...	...	...	1	...	...	...	...	...	...	...	...	...	...	...	...	...	...	...	1	...	...	...	...	...	1	...	...	3	...	...	...	...	...	(e)
...	...	...	1	...	...	...	...	...	1	...	...	...	...	...	...	...	...	...	...	...	...	...	...	...	...	...	...	...	2	...	...	...	...	...	(f)
...	...	...	...	...	1	1	3	...	1	2	...	...	2	1	...	2	3	...	...	1	2	...	...	...	1	6	...	1	15	2	4	2	1	...	(g)
...	...	...	...	...	...	...	...	...	...	...	2	...	...	...	...	1	1	1	...	...	1	...	...	...	...	1	...	...	11	...	2	...	...	...	
...	...	1	...	...	1	1	2	1	2	2	...	...	1	...	1	...	...	...	...	2	1	1	...	...	...	3	...	...	12	...	2	...	1	...	(h)
...	...	...	...	...	...	...	2	1	...	...	3	...	...	1	...	...	...	1	...	2	2	...	...	...	...	...	...	2	4	...	1	1	1	1	
...	...	2	...	...	1	...	1	...	...	4	...	...	...	1	...	...	1	1	...	...	3	...	...	...	...	1	...	1	15	...	4	...	...	...	(i)
...	...	1	...	...	...	...	...	...	1	3	1	1	...	...	...	...	3	...	...	...	1	...	...	...	...	...	...	...	12	...	4	2	...	...	
...	2	...	...	1	2	...	1	1	...	2	...	...	...	1	...	...	3	2	...	1	3	...	1	2	...	3	...	...	16	2	3	1	1	...	(j)
...	2	...	...	...	1	...	1	...	1	2	3	1	2	...	...	...	1	2	...	2	6	...	1	...	2	7	...	1	22	1	7	2	1	...	
...	1	...	...	...	3	...	...	...	1	2	3	1	1	...	...	...	3	...	...	1	1	1	...	...	...	4	...	...	12	...	7	3	...	...	A59
...	1	1	...	...	1	...	...	...	2	2	1	...	1	...	...	...	...	...	...	2	2	...	...	...	1	2	...	...	9	...	3	2	...	...	
...	3	4	...	1	1	2	3	...	1	5	...	1	3	1	...	1	2	...	...	8	7	...	...	1	1	7	2	2	20	...	3	2	...	...	A60
...	2	...	1	1	1	...	4	...	1	2	4	2	1	...	...	...	...	1	1	3	2	...	...	...	...	4	...	...	25	1	8	...	1	...	
...	1	...	...	...	...	...	1	...	1	1	...	...	...	...	...	...	1	...	...	2	1	...	...	...	...	2	...	...	3	...	1	1	...	...	(a)
...	...	...	...	...	...	...	...	...	...	...	...	...	...	...	...	...	...	1	1	1	...	...	...	...	...	...	...	...	2	...	...	...	...	...	
...	2	4	...	1	1	2	2	...	...	4	...	1	3	1	...	1	1	...	...	6	6	...	...	1	1	5	2	2	17	...	2	1	...	...	(b)
...	2	...	1	1	1	...	4	...	1	2	4	2	1	...	...	...	...	...	...	2	2	...	...	...	...	4	...	...	23	1	8	...	1	...	
...	...	...	...	...	...	...	...	...	2	2	...	1	...	...	...	...	...	...	...	...	...	...	...	...	...	3	...	...	4	1	1	...	1	...	A61
...	...	...	...	...	1	...	...	...	...	...	1	...	...	1	...	...	2	...	...	1	...	...	...	...	...	2	...	...	4	...	...	...	...	1	
...	2	8	...	2	5	2	5	...	4	1	3	1	3	1	...	...	5	3	...	6	8	1	1	...	3	10	1	1	62	4	18	1	5	...	
...	1	4	...	...	2	2	2	...	4	...	3	1	2	...	...	...	4	2	...	3	4	1	...	...	...	5	...	1	30	2	9	1	4	...	
...	1	4	...	2	3	...	3	...	...	1	...	...	1	1	...	...	1	1	...	3	4	...	1	...	3	5	1	...	32	2	9	...	1	...	
...	...	...	...	...	...	...	...	...	...	...	...	...	...	...	...	...	...	...	...	...	...	...	...	...	...	...	...	...	...	...	...	...	...	...	A62
...	...	...	...	...	...	...	...	...	...	...	...	...	...	...	...	...	...	...	...	...	...	...	...	...	...	...	...	...	1	...	...	...	...	...	A63
...	1	4	...	...	2	2	2	...	3	...	2	...	2	...	...	...	2	...	...	2	4	1	...	...	...	5	...	1	26	2	7	1	2	...	A64
...	1	3	...	1	2	...	3	...	...	1	...	...	1	1	...	...	1	1	...	2	4	...	1	...	1	4	1	...	24	2	8	...	...	...	
...	...	...	...	...	...	...	...	...	...	...	...	1	...	...	...	...	...	...	...	...	...	...	...	...	...	...	...	...	2	...	...	...	...	...	A65
...	...	...	...	...	...	...	...	...	...	...	...	...	...	...	...	...	...	...	...	1	...	...	...	...	...	1	...	...	3	...	1	...	...	...	
...	...	...	...	...	...	...	...	...	1	...	1	...	...	...	...	...	2	2	...	1	...	...	...	...	...	...	...	...	2	...	2	...	1	...	A66
...	...	1	...	1	1	...	...	...	...	...	...	...	...	...	...	...	...	...	...	...	...	...	...	...	2	...	...	...	4	...	...	...	1	...	
...	...	...	...	1	2	2	1	...	...	1	3	...	...	...	...	...	...	...	...	1	3	...	1	...	1	...	...	...	10	...	1	1	...	...	
...	...	...	...	...	...	2	1	...	...	1	2	...	...	...	...	...	...	...	...	...	3	...	...	...	1	...	...	...	5	...	...	1	...	...	
...	...	...	...	1	2	...	...	...	...	...	1	...	...	...	...	...	...	...	...	1	...	...	1	...	...	...	...	...	5	...	1	...	...	...	
...	...	...	...	...	...	2	1	...	...	1	1	...	...	...	...	...	...	...	...	...	2	...	...	...	1	...	...	...	3	...	...	...	...	...	A67
...	...	...	...	...	2	...	...	...	...	...	...	...	...	...	...	...	...	...	...	1	...	...	1	...	...	...	...	...	3	...	1	...	...	...	
...	...	...	...	...	...	...	...	...	...	...	1	...	...	...	...	...	...	...	...	...	1	...	...	...	...	...	...	...	2	...	...	1	...	...	A68
...	...	...	...	1	...	...	...	...	...	...	1	...	...	...	...	...	...	...	...	...	...	...	...	...	...	...	...	...	2	...	...	...	...	...	

TABLE 55—DEATHS, BY CAUSE (INTERMEDIATE LIST), AND

Intermediate International List No.	Cause of Death		Total	Urban: D.M., Cities, Towns, Vills. of 1,000–4,999 Population	Urban: D.M., Cities, Towns, Vills. of 5,000+ Population	Residential (Rural)	Abbotsford Dist.	Burnaby Dist.	Campbell River	Castlegar	Cent. Saanich Dist.	Chilliwack	Chilliwhack Dist.	Comox	Coquitlam Dist.	Courtenay	Cranbrook	Dawson Creek	Delta Dist.	Esquimalt Dist.	Fort St. John
	V. Mental disorders	T	159	7	127	25	...	7	1	...	...	1	1	...	1	...	...	...	1	...	...
		M	90	4	69	17	...	5	...	...	...	1	...	...	...	...	...	...	1	...	...
		F	69	3	58	8	...	2	1	...	...	...	1	...	1	...	...	...	...	...	...
A69	Psychoses	M	13	2	9	2	...	1	...	...	...	...	...	...	...	...	...	...	...	...	...
		F	25	1	21	3	...	1	...	...	...	...	1	...	...	...	...	...	...	...	...
A70	Neuroses, personality disorders, and other nonpsychotic mental disorders	M	75	2	58	15	...	3	...	...	...	1	...	...	...	...	...	...	1	...	...
		F	43	2	36	5	...	1	1	...	...	...	...	...	1	...	...	...	...	...	...
A71	Mental retardation	M	2	...	2	...	...	1	...	...	...	...	...	...	...	...	...	...	...	...	...
		F	1	...	1	...	...	...	...	...	...	...	...	...	...	...	...	...	...	...	...
	VI. Diseases of the nervous system and sense organs	T	244	12	200	32	...	16	...	...	...	1	7	1	3	1	1	...	5	1	...
		M	144	6	119	19	...	11	...	...	...	1	4	...	...	1	1	...	4	...	...
		F	100	6	81	13	...	5	...	...	...	...	3	1	3	...	...	...	1	1	...
A72	Meningitis	M	13	1	11	1	...	...	...	...	...	...	...	...	...	...	...	...	1	...	...
		F	4	1	3	...	...	...	...	...	...	...	...	1	...	...	...	...	...	1	...
A73	Multiple sclerosis	M	11	1	8	2	...	...	...	...	...	1	...	...	...	...	...	...	...	...	...
		F	14	...	13	1	...	2	...	...	...	...	1	...	...	...	...	...	1	...	...
A74	Epilepsy	M	16	...	12	4	...	...	...	...	...	...	...	...	...	...	...	...	...	...	...
		F	13	2	8	3	...	...	...	...	...	...	...	...	...	...	...	...	...	...	...
A76	Cataract	M	1	...	1	...	...	...	...	...	...	...	...	...	...	...	...	...	...	...	...
A79	Other diseases of nervous system and sense organs	M	103	4	87	12	...	11	...	...	...	...	4	...	...	1	1	...	3	...	...
		F	69	3	57	9	...	3	...	...	...	...	2	...	3	...	...	...	...	...	...
	VII. Diseases of the circulatory system	T	8975	407	7637	931	31	535	43	20	27	50	99	19	137	29	50	28	122	73	11
		M	5060	248	4208	604	20	262	28	11	15	36	54	11	81	18	36	18	64	46	6
		F	3915	159	3429	327	11	273	15	9	12	14	45	8	56	11	14	10	58	27	5
A81	Chronic rheumatic heart disease	M	76	4	61	11	...	8	1	...	...	...	2	...	1	...	...	...	...	1	...
		F	91	3	77	11	...	6	1	...	...	1	1	...	1	...	...	...	2	1	...
A82	Hypertensive disease	M	63	2	51	10	...	2	1	...	1	...	...	...	1	...	...	...	...	...	1
		F	72	3	61	8	...	9	...	1	1	1	...	...	...	...	...	...	...	...	...
(a)	With heart involvement (400.1, 400.9, 402, 404)	M	34	1	27	6	...	2	1	...	...	...	...	...	1	...	...	...	...	...	...
		F	43	2	35	6	...	6	...	1	...	1	...	...	...	...	...	...	...	...	...
(b)	Other	M	29	1	24	4	...	...	...	...	1	...	...	...	...	...	...	...	...	...	1
		F	29	1	26	2	...	3	...	...	1	...	...	...	...	...	...	...	...	...	...
A83	Ischaemic heart disease	M	3470	160	2887	423	19	185	17	7	11	19	33	4	58	11	24	13	51	32	4
		F	2230	87	1971	172	8	158	10	5	8	8	26	2	30	7	7	6	39	12	2
A84	Other forms of heart disease	M	181	11	139	31	...	1	1	...	...	4	1	1	3	3	3	1	2	...	...
		F	129	11	104	14	...	8	...	...	...	...	1	1	1	...	1	2	1	1	...
A85	Cerebrovascular disease	M	837	45	709	83	1	40	6	3	2	6	11	4	12	3	4	3	8	9	1
		F	1062	38	927	97	1	71	2	2	2	2	15	2	18	3	6	1	12	9	2
A86	Diseases of arteries, arterioles, and capillaries	M	377	24	318	35	...	23	2	1	1	7	6	2	5	1	4	1	3	4	...
		F	288	15	253	20	2	17	2	...	1	2	2	3	6	1	...	1	4	3	1
A87	Venous thrombosis and embolism	M	49	2	37	10	...	3	...	...	...	...	...	...	1	...	1	...	...	...	...
		F	37	2	32	3	...	3	...	1	...	...	...	...	...	...	...	...	...	1	...
A88	Other diseases of circulatory system	M	7	...	6	1	...	...	...	...	...	...	1	...	...	...	...	...	...	...	...
		F	6	...	4	2	...	1	...	...	...	...	...	...	...	...	...	...	...	...	...
	VIII. Diseases of the respiratory system	T	1285	62	1080	143	4	59	5	...	5	4	10	...	22	2	8	5	12	16	4
		M	826	42	689	95	2	35	4	...	2	4	6	...	13	1	5	4	4	10	2
		F	459	20	391	48	2	24	1	...	3	...	4	...	9	1	3	1	8	6	2
A89	Acute respiratory infections	M	10	1	9	...	...	...	...	...	...	...	...	...	...	...	...	...	...	...	...
		F	8	1	6	1	...	...	...	...	...	...	...	...	...	...	...	...	1	...	...
A90	Influenza	M	105	3	94	8	...	5	...	...	2	...	1	...	...	...	2	1	1	2	...
		F	119	1	110	8	...	8	...	...	2	...	...	...	4	...	1	...	6	2	...
A91	Viral pneumonia	M	6	...	4	2	...	...	...	...	...	...	...	...	...	...	...	...	...	...	...
		F	11	...	8	3	...	...	...	...	...	...	...	...	...	1	...	...	...	...	...

NOTE—Cause of death adjustments resulting from medical coder's queries are not reflected in this table. *See* Introduction.

ND URBAN AREAS, BRITISH COLUMBIA, 1976—*Continued*

ed Areas of 5,000 or More Population (Cities, Towns, and Districts)

Mackenzie Dist.	Maple Ridge Dist.	Matsqui Dist.	Merritt	Mission Dist.	Nanaimo	Nelson	New Westminster	N. Cowichan Dist.	North Vancouver	N. Vancouver Dist.	Oak Bay Dist.	Penticton	Port Alberni	Port Coquitlam	Port Moody	Powell River Dist.	Prince George	Prince Rupert	Quesnel	Richmond Dist.	Saanich Dist.	Salmon Arm Dist.	Sidney	Squamish Dist.	Summerland Dist.	Surrey Dist.	Terrace Dist.	Trail	Vancouver	Vernon	Victoria	W. Vancouver	White Rock	Williams Lake	Intermediate International List No.
...	1	3	1	...	1	...	3	1	2	...	1	2	1	2	...	2	2	4	...	4	4	1	1	...	1	5	...	...	50	1	6	4	...	...	
...	1	...	...	...	1	...	2	...	1	...	1	...	...	1	...	2	1	4	...	4	3	...	...	...	1	3	...	...	26	1	5	...	...	...	
...	...	3	1	...	...	...	1	1	1	...	...	2	1	1	...	...	1	...	...	...	1	1	1	...	...	2	...	...	24	...	1	4	...	...	
...	...	...	...	...	...	...	...	...	...	...	1	...	...	1	...	...	...	...	...	1	...	...	...	...	...	1	...	...	4	...	...	...	...	...	A69
...	...	2	1	...	...	...	...	...	...	...	...	...	...	...	...	...	...	...	...	...	...	...	...	...	...	1	...	...	10	...	1	2	...	...	
...	1	...	...	...	1	...	2	...	1	...	...	...	...	...	...	2	1	4	...	3	3	...	...	...	1	2	...	...	22	1	4	...	...	...	A70
...	...	1	...	...	...	...	1	1	1	...	...	2	1	1	...	...	1	...	...	...	1	1	1	...	...	1	...	...	13	...	...	2	...	...	
...	...	...	...	...	...	...	...	...	...	...	...	...	...	...	...	...	...	...	...	...	...	...	...	...	...	...	...	...	...	...	1	...	...	...	A71
...	...	...	...	...	...	...	...	...	...	...	...	...	...	...	...	...	...	...	...	...	...	...	...	...	...	...	...	...	1	...	...	...	...	...	
1	5	2	...	3	7	1	5	...	6	4	4	2	3	3	...	2	1	1	...	5	4	1	...	...	...	4	1	1	61	5	17	5	...	1	
1	3	2	...	1	2	...	4	...	2	2	1	1	3	2	...	1	1	1	...	3	3	...	...	...	...	3	1	1	38	2	9	4	...	1	
...	2	...	...	2	5	1	1	...	4	2	3	1	...	1	...	1	...	...	...	2	1	1	...	...	...	1	...	...	23	3	8	1	...	...	
...	1	...	...	1	...	...	...	...	...	...	...	...	1	...	...	...	...	1	...	...	...	...	...	...	...	1	...	...	3	...	2	...	...	...	A72
...	...	...	...	...	...	...	...	...	...	...	...	...	...	...	...	...	...	...	...	...	...	...	...	...	...	...	...	...	1	...	...	...	...	...	
...	...	...	...	...	...	...	...	...	...	...	...	...	...	...	...	...	1	...	...	...	...	...	...	...	...	...	...	...	3	1	1	1	...	...	A73
...	...	...	...	...	1	...	...	...	1	1	...	...	...	...	...	...	...	...	...	1	...	...	...	...	...	...	...	...	2	...	1	...	...	...	
...	...	...	...	...	1	...	2	...	...	...	...	...	...	...	...	1	...	...	...	...	1	...	...	...	...	...	1	...	3	1	2	...	...	...	A74
...	...	...	...	...	...	...	...	...	...	1	...	...	...	...	...	...	...	...	...	...	1	...	...	...	...	...	...	...	3	1	1	1	...	...	
...	...	...	...	...	...	...	...	...	...	...	...	...	...	...	...	...	...	...	...	...	...	...	...	...	...	...	...	...	1	...	...	...	...	...	A76
1	2	2	...	...	1	...	2	...	2	2	1	1	2	2	...	...	...	...	...	3	2	...	...	...	...	2	...	1	28	...	4	3	...	1	A79
...	2	...	...	2	4	1	1	...	3	...	3	1	...	1	...	1	...	...	...	1	...	1	...	...	...	1	...	...	17	2	6	...	...	...	
1	137	162	13	47	138	59	211	32	141	149	131	110	52	56	10	39	75	36	29	203	248	36	32	11	27	335	20	44	2332	125	512	177	134	12	
...	81	79	7	26	81	27	112	19	68	85	74	65	27	37	5	20	55	17	19	117	137	20	20	6	17	194	17	26	1288	64	245	79	67	5	
1	56	83	6	21	57	32	99	13	73	64	57	45	25	19	5	19	20	19	10	86	111	16	12	5	10	141	3	18	1044	61	267	98	67	7	
...	...	...	...	...	1	...	...	...	...	1	4	2	...	1	1	2	2	...	...	1	1	...	...	...	...	3	...	...	17	...	3	...	2	...	A81
1	...	...	...	...	4	...	1	1	2	...	1	2	1	...	...	1	1	3	1	1	8	2	...	1	...	4	...	...	21	1	3	1	...	...	
...	2	1	...	...	2	2	2	...	1	...	2	...	1	...	...	...	1	...	...	1	3	...	...	...	...	3	...	...	17	...	3	...	...	...	A82
...	...	...	...	...	4	1	...	1	1	3	...	1	1	...	...	1	1	...	...	4	4	...	...	...	...	1	...	...	15	1	7	...	...	...	
...	...	...	...	...	1	...	1	...	1	...	...	...	1	...	...	...	...	...	...	1	2	...	...	...	...	3	...	...	8	...	2	...	...	...	(a)
...	...	...	...	...	3	1	...	1	1	2	...	1	...	...	...	...	1	...	...	3	2	...	...	...	...	...	...	...	8	...	2	...	...	...	
...	2	1	...	...	1	2	1	...	...	...	2	...	...	...	...	...	1	...	...	...	1	...	...	...	...	...	...	...	9	...	1	...	...	...	(b)
...	...	...	...	...	1	...	...	...	...	1	...	...	1	...	...	1	...	...	...	1	2	...	...	...	...	1	...	...	7	1	5	...	...	...	
...	54	58	3	19	58	14	80	12	53	58	44	41	17	27	3	14	34	12	13	90	90	15	15	5	12	123	10	17	921	37	163	56	43	3	A83
...	32	57	2	12	32	19	64	7	32	37	31	28	13	7	2	12	7	11	6	44	59	9	7	1	8	82	1	11	627	28	143	57	42	3	
...	1	2	2	2	3	3	7	1	...	3	2	3	1	1	...	...	4	1	...	3	8	...	3	...	...	6	...	2	32	3	9	2	...	...	A84
...	14	11	2	3	9	7	19	2	9	16	15	16	8	3	1	1	7	4	3	14	25	2	...	1	4	40	5	6	200	22	38	13	15	...	A85
...	13	22	3	7	14	8	19	4	28	17	14	10	9	9	3	5	8	1	1	22	25	4	3	2	2	47	1	6	276	26	73	25	20	1	
...	9	7	...	1	8	...	4	3	4	7	5	3	...	3	...	2	5	...	3	7	9	2	1	...	1	19	1	1	92	1	25	6	7	2	A86
...	5	4	1	1	2	3	5	...	7	3	8	2	1	1	...	...	2	3	2	9	11	...	...	1	...	3	1	1	72	3	31	8	3	1	
...	1	...	...	1	...	...	...	1	1	...	2	...	...	2	...	1	...	...	...	1	1	1	1	...	...	...	1	...	8	1	3	2	...	...	A87
...	...	...	...	...	...	...	1	...	2	...	2	...	...	...	...	...	...	...	...	2	1	...	...	...	...	1	...	...	10	2	1	3	...	1	
...	...	...	...	...	...	1	...	...	...	...	...	...	...	...	...	...	2	...	...	...	...	...	...	...	...	...	...	...	1	...	1	...	...	...	A88
...	...	...	...	...	...	...	...	...	...	...	...	...	...	...	...	...	...	...	...	...	1	...	...	...	...	...	...	...	2	...	...	...	...	...	
...	22	16	5	9	16	2	28	4	22	25	15	18	5	11	2	4	8	3	1	22	47	10	2	1	3	48	16	4	341	15	86	22	14	2	
...	12	13	5	9	7	2	20	1	12	12	7	11	3	7	2	3	4	2	1	13	28	6	2	...	2	30	14	4	234	9	50	6	10	2	
...	10	3	...	...	9	...	8	3	10	13	8	7	2	4	...	1	4	1	...	9	19	4	...	1	1	18	2	...	107	6	36	16	4	...	
...	...	...	...	1	...	...	1	...	...	...	...	...	...	...	...	1	...	...	...	...	...	...	...	...	...	...	...	...	4	...	...	...	...	...	A89
...	...	...	...	...	1	...	...	...	...	...	...	...	...	...	...	...	...	...	...	...	...	...	...	...	...	...	...	...	2	...	2	...	...	...	
...	3	2	...	...	...	...	...	...	...	...	...	1	...	1	...	1	1	...	...	2	4	...	...	...	...	9	10	...	29	...	8	3	4	...	A90
...	4	1	...	...	1	...	3	2	4	6	3	1	...	...	...	...	...	...	...	1	7	...	...	...	1	8	...	...	20	1	10	9	...	...	
...	...	...	...	...	...	...	...	...	...	...	...	...	...	...	...	...	...	...	...	...	...	...	...	...	...	...	...	...	3	...	...	...	...	1	A91
...	...	...	...	...	...	...	...	...	...	...	...	1	...	...	...	...	...	...	...	...	...	...	...	...	...	...	...	...	6	...	...	...	...	...	

TABLE 55—DEATHS, BY CAUSE (INTERMEDIATE LIST), AND

Intermediate International List No.	Cause of Death		Total	Urban: D.M., Cities, Towns, Vills. of 1,000–4,999 Population	Urban: D.M., Cities, Towns, Vills. of 5,000+ Population	Residential (Rural)	Abbotsford Dist.	Burnaby Dist.	Campbell River	Castlegar	Cent. Saanich Dist.	Chilliwack	Chilliwhack Dist.	Comox	Coquitlam Dist.	Courtenay	Cranbrook	Dawson Creek	Delta Dist.	Esquimalt Dist.	Fort St. John
A92	Other pneumonia	M	224	11	184	29	2	11	1	...	...	1	2	...	4	...	...	2	1	1	...
		F	149	4	130	15	1	5	...	...	1	...	...	...	3	...	2	...	1	3	...
A93	Bronchitis, emphysema, and asthma	M	264	16	223	25	...	6	2	...	...	1	2	...	3	1	2	...	...	5	...
		F	95	9	76	10	1	6	...	...	...	...	2	...	...	...	...	1	...	1	...
A95	Empyema and of lung abscess	M	8	...	7	1	...	1	...	...	...	...	...	...	...	...	...	...	...	...	...
		F	2	...	1	1	...	...	...	...	...	...	...	...	1	...	...	...	...	...	...
A96	Other diseases of respiratory system	M	209	11	168	30	...	12	1	...	...	2	1	...	6	...	1	1	2	2	2
		F	75	5	60	10	...	5	1	...	...	...	2	...	1	...	...	...	...	...	...
	IX. Diseases of the digestive system	T	831	56	669	106	1	51	1	2	...	4	6	2	13	2	9	4	9	8	2
		M	497	31	408	58	1	33	...	...	...	2	5	1	6	1	6	3	6	4	...
		F	334	25	261	48	...	18	1	2	...	2	1	1	7	1	3	1	3	4	...
A97	Diseases of teeth and supporting structures	M	1	...	...	1	...	...	...	...	...	...	...	...	...	...	...	...	...	...	...
A98	Peptic ulcer	M	57	...	48	9	...	3	...	...	...	...	1	1	1	...	...	...	2	...	...
		F	36	4	26	6	...	1	...	...	...	...	...	...	1	...	...	...	...	...	...
A99	Gastritis and duodenitis	F	4	...	3	1	...	1	1	...	...	...	...	...	...	...	1	...	...	...	...
A100	Appendicitis	F	4	1	3	...	...	...	...	...	...	...	...	...	...	...	...	...	...	...	...
A101	Intestinal obstruction and hernia	M	38	6	26	6	...	1	...	...	...	...	1	...	...	...	1	...	...	...	...
		F	46	2	40	4	...	4	...	...	...	...	...	...	...	...	1	...	...	...	...
A102	Cirrhosis of liver	M	267	12	230	25	1	20	...	...	...	...	3	...	3	...	5	3	3	3	...
		F	137	8	105	24	...	6	...	1	...	1	...	...	3	1	...	...	3	2	...
A103	Cholelithiasis and cholecystitis	M	41	2	31	8	...	3	...	...	...	1	...	...	...	...	...	...	...	...	...
		F	21	2	18	1	...	...	...	...	...	...	...	...	...	...	...	...	...	1	...
A104	Other diseases of digestive system	M	93	11	73	9	...	6	...	...	...	1	...	...	2	1	...	...	1	1	...
		F	86	8	66	12	...	6	...	1	...	1	1	1	3	...	1	1	...	1	...
	X. Diseases of the genito-urinary system	T	211	12	179	20	...	17	1	...	2	1	1	...	2	...	...	...	2	3	...
		M	129	9	107	13	...	9	...	...	1	...	1	...	2	...	...	...	...	2	...
		F	82	3	72	7	...	8	1	...	1	1	...	...	...	...	...	...	2	1	...
A105	Acute nephritis	M	1	...	...	1	...	...	...	...	...	...	...	...	...	...	...	...	...	...	...
		F	2	...	1	1	...	...	...	...	...	...	...	...	...	...	...	...	...	1	...
A106	*Other nephritis and nephrosis*	M	33	1	27	5	...	4	...	...	1	...	1	...	1	...	...	...	...	1	...
		F	27	...	25	2	...	2	...	...	...	1	...	...	...	...	...	...	1	...	...
A107	Infections of kidney	M	19	3	14	2	...	2	...	...	...	...	...	...	...	...	...	...	...	...	...
		F	26	...	24	2	...	3	...	...	...	...	...	...	...	...	...	...	...	...	...
A108	Calculus of urinary system	M	6	...	6	...	...	...	...	...	...	...	...	1	...	...	...	...	...	...	...
		F	1	...	1	...	...	...	...	...	...	...	...	...	...	...	...	...	...	...	...
A109	Hyperplasia of prostate	M	27	3	23	1	...	2	...	...	...	...	...	...	...	...	...	...	...	...	...
A111	Other diseases of the genito-urinary system	M	43	2	37	4	...	1	...	...	...	...	...	...	...	...	...	...	...	1	...
		F	26	3	21	2	...	3	1	...	1	...	...	...	...	...	...	1	...	...	...
	XI. Complications of pregnancy, childbirth and the puerperium	F	3	...	1	2	...	...	...	...	...	...	...	...	...	...	...	...	...	...	...
A113.	Haemorrhage of pregnancy and puerperium	F	1	...	...	1	...	...	...	...	...	...	...	...	...	...	...	...	...	...	...
A117	Other complications of pregnancy, childbirth and puerperium	F	2	...	1	1	...	...	...	...	...	...	...	...	...	...	...	...	...	...	...
	XII. Diseases of the skin and subcutaneous tissue	T	13	...	12	1	...	...	...	...	...	...	...	...	1	...	1	...	...	...	...
		M	8	...	7	1	...	...	...	...	...	...	...	...	...	...	1	...	...	...	...
		F	5	...	5	...	...	...	...	...	...	...	...	...	1	...	...	...	...	...	...
A119	Infections of skin and subcutaneous tissue	M	6	...	5	1	...	...	...	...	...	...	...	...	...	...	...	...	...	...	...
A120	Other diseases of skin and subcutaneous tissue	M	2	...	2	...	...	...	...	...	...	...	...	...	...	...	1	...	...	...	...
		F	5	...	5	...	...	...	...	...	...	...	...	...	1	...	...	...	...	...	...
	XIII. Diseases of the musculoskeletal system and connective tissue	T	81	7	64	10	...	6	2	...	2	1	...	...	1	...	1	1	1	...	...
		M	31	4	21	6	...	1	1	...	2	...	...	...	...	...	...	1	1	...	...
		F	50	3	43	4	...	5	1	...	...	1	...	...	1	...	1	...	...	...	...

NOTE—Cause of death adjustments resulting from medical coder's queries are not reflected in this table. *See* Introduction.

AND URBAN AREAS, BRITISH COLUMBIA, 1976—*Continued*

zed Areas of 5,000 or More Population (Cities, Towns, and Districts)

Mackenzie Dist.	Maple Ridge Dist.	Matsqui Dist.	Merritt	Mission Dist.	Nanaimo	Nelson	New Westminster	N. Cowichan Dist.	North Vancouver	N. Vancouver Dist.	Oak Bay Dist.	Penticton	Port Alberni	Port Coquitlam	Port Moody	Powell River Dist.	Prince George	Prince Rupert	Quesnel	Richmond Dist.	Saanich Dist.	Salmon Arm Dist.	Sidney	Squamish Dist.	Summerland Dist.	Surrey Dist.	Terrace Dist.	Trail	Vancouver	Vernon	Victoria	W. Vancouver	White Rock	Williams Lake	Intermediate International List No.
...	2	3	1	...	1	...	9	...	7	4	5	1	1	2	1	...	2	...	...	4	5	1	2	...	...	9	4	1	61	5	15	...	2	...	A92
...	3	2	...	...	2	...	3	...	4	4	1	2	...	1	...	...	3	1	...	...	8	2	...	...	...	4	2	...	37	4	14	5	2	...	
...	4	2	4	4	4	1	8	1	4	5	2	7	2	2	...	1	...	1	1	2	13	3	...	...	1	6	...	...	77	2	17	2	...	1	A93
...	2	...	...	...	3	...	1	1	2	1	3	2	1	1	...	1	1	...	...	2	1	1	...	...	...	2	...	...	22	...	6	2	2	...	
...	...	...	...	1	...	...	...	...	...	...	...	...	...	1	...	...	...	...	...	...	...	...	...	...	...	...	...	...	3	...	...	...	...	...	A95
...	...	...	...	...	...	...	...	...	...	...	...	...	...	...	...	...	...	...	...	...	...	...	...	...	...	...	...	...	...	...	...	...	...	...	
...	3	6	...	3	2	1	2	...	1	3	...	2	...	1	1	...	1	1	...	5	6	2	...	...	1	6	...	3	57	2	10	1	4	...	A96
...	1	...	...	...	2	...	1	...	...	2	1	1	1	2	...	...	...	...	...	6	3	1	...	1	...	4	...	...	20	1	4	...	...	...	
...	10	8	4	5	10	3	24	3	13	14	7	9	2	7	...	1	6	7	2	11	15	...	3	3	3	22	2	4	226	8	41	17	8	...	
...	6	4	4	2	7	2	14	3	8	9	4	6	1	4	...	1	4	3	1	5	10	...	2	3	2	11	1	3	142	5	26	8	2	...	
...	4	4	...	3	3	1	10	...	5	5	3	3	1	3	...	...	2	4	1	6	5	...	1	...	1	11	1	1	84	3	15	9	7	...	
...	...	...	...	...	...	...	...	...	...	...	...	...	...	...	...	...	...	...	...	...	...	...	...	...	...	...	...	...	...	...	...	...	...	...	A97
...	1	1	...	...	...	...	1	...	...	1	1	...	...	...	...	...	1	...	...	...	1	...	1	...	...	...	...	...	22	...	5	...	1	...	A98
...	...	2	...	...	...	1	2	...	1	...	...	...	...	1	...	...	...	...	...	...	...	...	...	...	...	3	1	...	9	...	...	...	2	...	
...	...	...	...	...	...	...	...	...	...	...	...	...	...	...	...	...	...	...	...	...	...	...	...	...	...	...	...	...	...	...	...	...	...	...	A99
...	...	...	...	...	...	...	1	...	...	...	...	...	...	...	...	...	...	...	...	...	...	...	...	...	...	...	...	...	...	1	...	...	...	...	A100
...	2	...	...	...	1	...	1	...	1	...	...	2	...	...	...	...	...	1	...	...	...	...	...	...	...	1	...	...	8	...	1	2	...	...	A101
...	...	...	...	...	2	...	2	...	...	3	...	...	...	...	...	...	...	...	...	1	...	...	...	...	1	2	...	...	12	...	3	5	1	...	
...	1	...	4	...	2	2	11	1	5	6	2	3	...	3	...	1	3	2	...	4	4	...	1	2	1	8	...	2	82	5	12	6	1	...	A102
...	3	1	...	1	...	...	3	...	3	...	2	2	1	1	...	...	2	3	...	3	2	...	...	...	...	1	...	1	42	...	6	2	2	...	
...	...	3	...	1	1	...	...	...	1	1	1	1	1	...	...	...	...	...	...	...	1	...	...	...	...	1	1	...	7	...	1	...	...	...	A103
...	...	1	...	...	...	...	1	...	1	...	...	1	...	...	...	...	...	...	1	1	...	...	...	...	...	2	...	...	7	...	3	...	...	...	
...	2	...	...	1	3	...	1	2	1	1	...	...	...	1	...	...	...	...	1	1	4	...	...	1	1	1	...	1	23	...	5	...	...	...	A104
...	1	...	...	2	1	...	1	...	...	2	1	...	...	1	...	...	...	1	...	1	3	...	1	...	...	3	...	...	14	2	5	2	2	...	
...	3	3	...	...	3	1	...	1	2	5	1	2	2	2	...	1	3	...	...	4	7	4	1	...	...	11	1	3	62	1	10	3	4	1	
...	2	3	...	...	1	...	...	1	2	4	1	1	1	1	...	1	3	...	...	3	3	1	...	...	...	8	1	3	32	1	6	3	3	1	
...	1	...	...	...	2	1	...	...	...	1	...	1	1	1	...	...	...	...	...	1	4	3	1	...	...	3	...	...	30	...	4	...	1	...	
...	...	...	...	...	...	...	...	...	...	...	...	...	...	...	...	...	...	...	...	...	...	...	...	...	...	...	...	...	...	...	...	...	...	...	A105
...	...	...	...	...	...	...	...	...	...	...	...	...	...	...	...	...	...	...	...	...	...	...	...	...	...	...	...	...	...	...	...	...	...	...	
...	...	1	...	...	...	...	...	...	1	...	...	...	...	...	...	1	...	...	...	...	1	...	...	...	...	2	1	2	7	...	...	...	...	...	A106
...	...	...	...	...	...	...	...	...	...	...	...	1	...	...	...	...	...	...	...	1	2	1	1	...	...	1	...	...	10	...	2	...	...	...	
...	...	...	...	...	...	...	...	...	...	...	...	...	...	...	...	...	...	...	...	...	1	...	...	...	...	1	...	...	8	...	...	1	...	...	A107
...	...	...	...	...	2	1	...	...	...	...	...	...	11...	...	...	...	...	...	...	...	1...	...	...	1...	...				12	...	...	...	1	...	
...	...	1	...	...	...	...	...	...	...	1	...	...	...	...	...	...	...	...	...	...	1	...	...	...	...	...	...	...	1	...	...	1	...	...	A108
...	...	...	...	...	...	...	...	...	...	...	...	...	...	...	...	...	...	...	...	...	...	...	...	...	...	...	...	...	1	...	...	...	...	...	
...	...	1	...	...	1	...	...	...	...	...	1	...	1	1	...	...	2	...	...	2	...	...	...	...	...	...	...	1	5	1	1	1	3	...	A109
...	2	...	...	...	...	...	...	1	1	3	...	1	...	...	...	...	1	...	...	1	...	1	...	...	...	5	...	...	11	...	5	...	...	1	A111
...	1	...	...	...	...	...	...	...	...	1	...	...	...	...	...	...	...	...	...	...	2	1	...	...	...	1	...	...	7	...	2	...	...	...	
...	...	...	...	...	...	...	...	...	...	...	...	...	...	...	...	...	...	...	...	...	...	...	...	...	...	1	...	...	...	...	...	...	...	...	
...	...	...	...	...	...	...	...	...	...	...	...	...	...	...	...	...	...	...	...	...	...	...	...	...	...	...	...	...	...	...	...	...	...	...	A113
...	...	...	...	...	...	...	...	...	...	...	...	...	...	...	...	...	...	...	...	...	...	...	...	...	...	1	...	...	...	...	...	...	...	...	A117
...	...	...	...	...	...	...	1	...	...	1	1	...	...	...	...	...	...	...	...	...	...	...	...	...	...	2	...	...	4	...	...	...	...	...	
...	...	...	...	...	...	...	...	...	...	1	1	...	...	...	...	...	...	...	...	...	...	...	...	...	...	2	...	...	1	...	...	...	...	...	
...	...	...	...	...	...	...	1	...	...	...	...	...	...	...	...	...	...	...	...	...	...	...	...	...	...	...	...	...	3	...	...	...	...	...	
...	...	...	...	...	...	...	...	...	...	1	1	...	...	...	...	...	...	...	...	...	...	...	...	...	...	2	...	...	...	...	...	...	...	...	A119
...	...	...	...	...	...	...	...	...	...	...	...	...	...	...	...	...	...	...	...	...	...	...	...	...	...	...	...	...	1	...	...	...	...	...	A120
...	...	...	...	...	...	...	1	...	...	...	...	...	...	...	...	...	...	...	...	...	...	...	...	...	...	...	...	...	3	...	...	...	...	...	
...	...	3	...	1	...	...	1	1	...	1	1	...	1	...	...	...	1	...	...	4	...	...	2	1	...	1	1	1	13	...	5	2	...	...	
...	...	1	...	...	...	...	...	...	...	1	1	...	...	...	...	...	1	...	...	...	...	...	1	...	...	...	...	...	2	...	2	1	...	...	
...	...	2	...	1	...	...	1	1	...	...	...	...	1	...	...	...	...	...	...	4	...	...	1	1	...	1	1	1	11	...	3	1	...	...	

TABLE 55—DEATHS, BY CAUSE (INTERMEDIATE LIST), AND

Intermediate International List No.	Cause of Death		Total	Urban: D.M., Cities, Towns, Vills. of 1,000–4,999 Population	Urban: D.M., Cities, Towns, Vills. of 5,000+ Population	Residential (Rural)	Abbotsford Dist.	Burnaby Dist.	Campbell River	Castlegar	Cent. Saanich Dist.	Chilliwack	Chilliwhack Dist.	Comox	Coquitlam Dist.	Courtenay	Cranbrook	Dawson Creek	Delta Dist.	Esquimalt Dist.	Fort St. John
A121	Arthritis and spondylitis	M	19	3	12	4	...	1	...	...	1	...	...	...	...	...	...	1	...	...	...
		F	29	1	25	3	...	3	1	...	...	...	...	...	...	...	1	...	...	...	...
A122	Non-articular rheumatism and rheumatism unspecified	M	2	...	2	...	...	...	...	...	...	...	...	...	...	...	...	...	1	...	...
		F	1	1	...	...	...	...	...	...	...	...	...	...	...	...	...	...	...	...	...
A123	Osteomyelitis and periostitis	M	5	...	4	1	...	...	...	...	1	...	...	...	...	...	...	...	...	...	...
A124	Ankylosis and acquired musculoskeletal deformities	M	1	...	1	...	...	...	...	...	...	...	...	...	...	...	...	...	...	...	...
		F	2	...	2	...	...	...	...	...	...	...	...	...	...	...	...	...	...	...	...
A125	Other diseases of musculoskeletal system and connective tissue	M	4	1	2	1	...	...	1	...	...	...	...	...	...	...	...	...	...	...	...
		F	18	1	16	1	...	2	...	...	...	1	...	...	1	...	...	...	...	...	...
	XIV. Congenital anomalies	T	167	12	127	28	...	4	2	1	...	...	4	...	1	1	1	2	6	1	1
		M	96	5	73	18	...	1	1	...	...	...	4	...	...	1	...	1	4	1	...
		F	71	7	54	10	...	3	1	1	...	...	...	...	1	...	1	1	2	...	1
A126	Spina bifida	M	2	...	2	...	...	...	...	...	...	...	...	...	...	...	...	...	...	...	...
		F	4	...	4	...	...	...	...	1	...	...	...	...	...	...	...	...	...	...	...
A127	Congenital anomalies of heart	M	37	1	28	8	...	...	1	...	...	...	2	...	...	1	...	1	1	...	...
		F	25	3	19	3	...	1	...	...	...	...	...	...	...	...	...	1	...	...	1
A128	Other congenital anomalies of circulatory system	M	7	1	4	2	...	...	...	...	...	...	...	...	...	...	...	...	...	...	...
		F	9	1	6	2	...	...	...	...	...	...	...	...	...	...	1	...	...	...	...
A129	Cleft palate and cleft lip	M	1	...	1	...	...	...	...	...	...	...	...	...	...	...	...	...	...	...	...
A130	All other congenital anomalies	M	49	3	38	8	...	1	...	...	...	...	2	...	...	...	...	...	3	1	...
		F	33	3	25	5	...	2	1	...	...	...	...	...	1	...	...	...	2	...	...
	XV. Certain causes of perinatal mortality	T	229	25	170	34	...	10	2	...	...	...	2	1	8	...	3	2	5	2	2
		M	138	15	103	20	...	8	1	...	...	...	...	1	6	...	1	2	5	1	1
		F	91	10	67	14	...	2	1	...	...	...	2	...	2	...	2	...	...	1	1
A131	Birth injury and difficult labour	M	12	4	7	1	...	...	...	...	...	...	...	...	...	...	...	...	...	...	...
		F	8	2	3	3	...	...	...	...	...	...	...	...	1	...	...	...	...	...	...
A132	Conditions of placenta and cord	M	14	1	12	1	...	...	...	...	...	...	...	1	...	...	...	...	1	1	...
		F	8	1	6	1	...	...	...	...	...	...	...	...	...	...	1	...	...	...	...
A133	Haemolytic disease of newborn	M	1	...	1	...	...	1	...	...	...	...	...	...	...	...	...	...	...	...	...
		F	2	...	2	...	...	1	...	...	...	...	...	...	...	...	...	...	...	...	...
A134	Anoxic and hypoxic conditions not elsewhere classified	M	63	5	46	12	...	5	1	...	...	...	...	...	3	...	1	1	1	...	...
		F	33	3	25	5	...	...	1	...	...	...	...	...	1	...	1	...	...	1	1
A135	Other causes of perinatal morbidity and mortality	M	48	5	37	6	...	2	...	...	...	...	...	...	3	...	...	1	3	...	1
		F	40	4	31	5	...	1	...	...	...	...	2	...	...	...	...	...	...	...	...
	XVI. Symptoms and ill-defined conditions	T	114	4	72	38	...	4	...	2	...	...	3	1	2	2	...	...	...	...	2
		M	60	3	36	21	...	2	...	1	...	...	1	1	...	2	...	...	...	...	2
		F	54	1	36	17	...	2	...	1	...	...	2	...	2	...	...	...	...	...	2
A136	Senility without mention of psychosis	M	4	...	2	2	...	...	...	...	...	...	...	...	...	...	...	...	...	...	...
		F	8	...	7	1	...	...	...	...	...	...	1	...	...	...	...	...	...	...	...
A137	Symptoms and other ill-defined conditions	M	56	3	34	19	...	2	...	1	...	...	1	1	...	2	...	...	...	...	2
		F	46	1	29	16	...	2	...	1	...	...	1	...	2	...	...	...	...	...	...
	XVII. Accidents, poisonings, and violence (classification according to external cause)	T	2071	134	1453	484	3	55	23	8	5	6	24	3	36	6	14	6	35	17	10
		M	1436	95	981	360	3	31	14	8	4	4	16	2	20	4	9	5	24	13	8
		F	635	39	472	124	...	24	9	...	1	2	8	1	16	2	5	1	11	4	2
AE138	Motor-vehicle accidents	M	462	43	283	136	1	10	5	5	1	2	7	2	3	4	3	2	8	5	3
		F	176	17	110	49	...	3	6	...	...	...	2	1	4	1	1	...	3	...	1
(a)	Traffic (E810–E819)	M	448	41	275	132	1	10	5	5	1	2	7	2	3	4	3	2	8	5	3
		F	174	16	110	48	...	3	6	...	...	...	2	1	4	1	1	...	3	...	1

NOTE—Cause of death adjustments resulting from medical coder's queries are not reflected in this table. *See* Introduction.

AND URBAN AREAS, BRITISH COLUMBIA, 1976—*Continued*

nized Areas of 5,000 or More Population (Cities, Towns, and Districts)

Langley Dist.	Mackenzie Dist.	Maple Ridge Dist.	Matsqui Dist.	Merritt	Mission Dist.	Nanaimo	Nelson	New Westminster	N. Cowichan Dist.	North Vancouver	N. Vancouver Dist.	Oak Bay Dist.	Penticton	Port Alberni	Port Coquitlam	Port Moody	Powell River Dist.	Prince George	Prince Rupert	Quesnel	Richmond Dist.	Saanich Dist.	Salmon Arm Dist.	Sidney	Squamish Dist.	Summerland Dist.	Surrey Dist.	Terrace Dist.	Trail	Vancouver	Vernon	Victoria	W. Vancouver	White Rock	Williams Lake	Intermediate International List No.
1	...	...	1	...	...	...	...	...	...	...	...	...	...	...	...	...	...	...	...	...	...	...	...	...	...	...	...	...	...	2	...	1	1	...	...	A121
1	...	...	2	...	1	...	...	1	...	...	...	...	...	1	...	...	...	...	...	...	2	...	...	...	...	...	1	1	...	7	...	2	...	...	...	
...	...	...	...	...	...	...	...	...	...	...	...	1	...	...	...	...	...	...	...	...	...	...	...	...	...	...	...	...	...	...	...	...	...	...	...	A122
...	...	...	...	...	...	...	...	...	...	...	...	...	...	...	...	...	...	...	...	...	...	...	...	...	...	...	...	...	...	...	...	...	...	...	...	
...	...	...	...	...	...	...	...	...	...	...	...	...	...	...	...	...	...	1	...	...	...	...	...	1	...	...	...	...	...	...	...	1	...	...	...	A123
...	...	...	...	...	...	...	...	...	...	...	...	...	...	...	...	...	...	...	...	...	...	...	...	...	...	...	...	...	...	...	...	...	...	...	...	A124
...	...	...	...	...	...	...	...	...	...	...	...	...	...	...	...	...	...	...	...	...	...	...	...	...	...	...	...	...	...	2	...	...	...	...	...	
...	...	...	...	...	...	...	...	...	...	...	1	...	...	...	...	...	...	...	...	...	...	...	...	...	...	...	...	...	...	...	...	...	...	...	...	A125
1	...	...	...	...	...	...	...	...	1	...	...	...	...	...	...	...	...	...	...	...	2	...	...	1	1	...	...	...	1	2	...	1	1	...	...	
1	...	4	3	...	...	5	1	3	2	2	4	1	1	1	2	2	...	4	1	2	8	2	1	...	...	...	11	...	...	27	2	3	...	...	1	
1	...	2	1	...	...	5	1	1	1	1	2	...	1	...	2	2	...	3	1	...	2	...	1	...	...	...	7	...	...	17	...	1	...	...	1	
...	...	2	2	...	...	...	...	2	1	1	2	1	...	1	...	...	...	1	...	2	6	2	...	...	...	...	4	...	...	10	2	2	...	...	...	
...	...	...	...	...	...	...	...	...	...	...	...	...	...	...	...	...	...	...	...	...	1	...	...	...	...	...	1	...	...	...	...	...	...	...	...	A126
...	...	...	1	...	...	...	...	...	...	...	...	...	...	...	...	...	...	...	...	...	1	...	...	...	...	...	...	...	...	1	...	...	...	...	...	
...	...	1	1	...	...	3	...	1	...	1	1	...	...	...	...	...	...	...	...	...	...	...	1	...	...	...	3	...	...	8	...	1	...	...	1	A127
...	...	1	1	...	...	...	...	1	...	1	...	...	...	1	...	...	...	...	...	...	1	1	...	...	...	...	2	...	...	4	2	1	...	...	...	
1	...	...	...	...	...	...	...	...	...	...	...	...	...	...	...	...	...	...	...	...	...	...	...	...	...	...	...	...	...	2	...	...	...	...	...	A128
...	...	...	...	...	...	...	...	...	...	...	...	...	...	...	...	...	...	...	...	1	1	...	...	...	...	...	1	...	...	1	...	...	...	...	...	
...	...	...	...	...	...	...	...	...	1	...	...	...	...	...	...	...	...	...	...	...	...	...	...	...	...	...	...	...	...	...	...	...	...	...	...	A129
...	...	1	...	...	...	2	1	...	...	...	1	...	1	...	2	2	...	3	1	...	1	...	...	...	...	...	3	...	...	7	...	...	...	...	...	A130
...	...	1	...	...	...	...	...	1	1	...	2	1	...	...	...	...	...	1	...	1	3	1	...	...	...	...	1	...	...	4	...	1	...	...	...	
14	...	...	2	3	2	4	1	7	2	3	7	...	4	3	3	...	1	7	4	2	3	3	1	...	1	...	11	4	...	26	1	2	3	...	2	
14	...	...	...	2	2	3	...	2	2	1	4	...	2	1	3	...	...	4	2	...	1	1	...	...	...	...	8	2	...	17	1	2	1	...	2	
...	...	...	2	1	...	1	1	5	...	2	3	...	2	2	...	...	1	3	2	2	2	2	1	...	1	...	3	2	...	9	...	...	2	...	...	
1	...	...	...	...	...	...	...	...	...	...	2	...	...	...	...	...	...	...	1	...	...	...	...	...	...	...	...	...	...	...	1	1	...	...	...	A131
...	...	...	...	...	...	...	...	...	...	...	1	...	...	...	...	1	...	...	...	...	...	...	...	...	...	...	...	...	...	...	...	...	...	...	...	
1	...	...	...	1	1	...	...	...	...	...	...	...	...	...	...	...	...	2	...	...	...	...	...	...	...	...	1	...	...	2	...	...	...	...	...	A132
...	...	...	1	...	...	...	...	2	...	1	...	...	...	...	...	...	...	1	...	...	...	...	...	...	...	...	...	...	...	...	...	...	...	...	...	
...	...	...	...	...	...	...	...	...	...	...	...	...	...	...	...	...	...	...	...	...	...	...	...	...	...	...	...	...	...	...	...	...	...	...	...	A133
...	...	...	...	...	...	...	...	...	...	...	...	...	...	...	...	...	...	...	...	...	...	...	...	...	...	...	1	...	...	.....	...	...	...	...	...	
1	...	...	...	...	...	3	...	2	2	...	1	...	1	1	1	...	...	1	1	...	1	...	...	...	...	...	2	2	...	7	...	1	1	...	1	A134
...	...	...	...	1	...	...	1	2	...	...	1	...	...	1	...	...	...	1	2	...	1	...	...	...	1	...	...	2	...	3	...	...	2	...	...	
2	...	...	...	1	1	...	...	...	...	1	1	...	1	...	2	...	...	1	...	...	...	1	...	...	...	...	5	...	...	8	...	...	...	...	1	A135
...	...	...	1	...	...	1	...	1	...	1	1	...	2	1	...	...	...	1	...	2	1	2	1	...	...	...	2	...	...	6	...	...	...	...	...	
22	...	3	2	1	1	4	1	1	1	...	2	...	2	2	...	...	...	4	1	...	1	1	...	1	...	...	6	...	1	7	2	2	1	1	1	
11	...	1	1	1	1	3	...	1	...	...	1	...	...	1	...	...	...	3	...	...	...	...	...	1	...	...	2	...	...	4	1	1	...	1	1	
11	...	2	1	...	...	1	1	...	1	...	1	...	2	1	...	...	...	1	1	...	1	1	...	...	...	...	4	...	1	3	1	1	1	...	...	
...	...	...	...	...	...	...	...	...	...	...	...	...	...	...	...	...	...	...	...	...	...	...	...	...	...	...	...	...	...	1	...	...	...	...	1	A136
...	...	...	...	...	...	...	...	...	...	...	...	1	...	...	...	...	...	...	...	...	...	...	...	...	...	...	...	...	...	2	...	1	1	...	...	
11	...	1	1	1	1	3	...	1	...	...	1	...	...	1	...	...	...	3	...	...	...	...	...	1	...	...	2	...	...	3	1	1	...	1	...	A137
11	...	2	1	...	...	1	1	...	1	...	1	...	1	1	...	...	...	1	1	...	1	1	...	...	...	...	4	...	1	1	1	...	...	...	...	
31	3	27	19	5	11	24	5	33	15	26	31	18	20	15	14	5	12	42	14	8	39	49	4	5	6	6	68	6	6	411	15	68	20	12	4	
93	2	19	16	4	8	16	3	25	8	10	20	9	15	9	11	4	10	34	9	5	30	31	2	4	6	5	43	5	5	282	11	37	12	6	1	
43	1	8	3	1	3	8	2	8	7	16	11	9	5	6	3	1	2	8	5	3	9	18	2	1	...	1	25	1	1	129	4	31	8	6	3	
13	1	11	7	4	2	8	...	6	4	3	4	2	3	...	2	1	3	14	2	2	6	8	1	...	2	2	16	3	3	50	1	10	3	1	1	AE138
2	1	4	...	...	...	2	...	1	4	4	1	...	1	3	...	...	...	4	...	2	3	3	...	...	...	...	10	...	1	21	1	6	1	...	1	
13	...	11	7	3	2	7	...	6	4	3	4	2	3	...	2	1	3	14	2	2	6	8	1	...	2	2	16	3	3	48	1	10	3	1	1	*(a)*
2	1	4	...	...	...	2	...	1	4	4	1	...	1	3	...	...	...	4	...	2	3	3	...	...	...	...	10	...	1	21	1	6	1	...	1	

TABLE 55—DEATHS, BY CAUSE (INTERMEDIATE LIST), AN

Intermediate International List No.	Cause of Death		Total	Urban: D.M., Cities, Towns, Vills. of 1,000–4,999 Population	Urban: D.M., Cities, Towns, Vills. of 5,000+ Population	Residential (Rural)	Abbotsford Dist.	Burnaby Dist.	Campbell River	Castlegar	Cent. Saanich Dist.	Chilliwack	Chilliwhack Dist.	Comox	Coquitlam Dist.	Courtenay	Cranbrook	Dawson Creek	Delta Dist.	Esquimalt Dist.
(b)	Non-traffic (E820–E823)	M	14	2	8	4	...	...	...	...	...	...	...	...	...	...	...	...	...	...
		F	2	1	...	1	...	...	...	...	...	...	...	...	...	...	...	...	...	...
AE139	Other transport accidents	M	75	9	42	24	...	1	...	...	1	...	...	...	1	...	...	...	1	...
		F	10	1	6	3	...	...	...	...	...	...	...	...	3	...	...	...	...	...
(a)	Drownings involving small boats (E830.0, E832.0)	M	25	5	10	10	...	...	...	...	...	...	...	...	1	...	...	...	...	...
		F	2	1	...	1	...	...	...	...	...	...	...	...	...	...	...	...	...	...
(b)	Drownings involving other watercraft (E830.1–E830.9, E832.1–E832.9)	M	9	...	7	2	...	...	...	...	1	...	...	...	...	...	...	...	1	...
(c)	Other transport	M	41	4	25	12	...	1	...	...	...	...	...	...	...	...	...	...	...	...
		F	8	...	6	2	...	...	...	...	...	...	...	...	3	...	...	...	...	...
AE140	Accidental poisoning	M	103	2	94	7	...	4	1	...	...	...	...	...	...	...	1	...	2	...
		F	44	...	38	6	...	1	1	...	...	...	1	...	...	...	...	...	...	...
AE141	Accidental falls	M	143	6	123	14	...	4	...	...	...	...	2	...	3	...	...	...	2	5
		F	126	8	108	10	...	7	...	...	...	...	...	...	7	...	3	...	1	...
AE142	Accidents caused by fires	M	62	1	30	31	1	3	1	...	...	...	2	...	2	...	1	1	...	...
		F	23	...	16	7	...	1	...	...	1	...	...	...	...	...	...	...	...	...
AE143	Accidental drowning	M	66	5	37	24	...	...	...	1	1	...	1	...	...	...	1	...	1	...
		F	20	1	12	7	...	1	...	...	...	...	...	...	...	...	...	...	1	...
AE144	Accidents caused by firearm missiles	M	5	1	1	3	...	...	...	...	...	...	...	...	...	...	...	...	...	...
AE145	Accidents mainly of industrial type	M	79	5	44	30	...	...	2	...	...	...	1	...	2	...	2	1	1	1
		F	6	...	5	1	...	...	2	...	...	...	...	...	...	...	...	...	...	...
AE146	All other accidents	M	55	1	34	20	...	1	...	...	...	1	...	...	1	...	...	...	1	...
		F	29	1	24	4	...	2	...	...	...	...	1	...	...	...	...	...	2	1
AE147	Suicide	M	280	18	212	50	...	4	4	2	...	1	2	...	6	...	1	1	6	1
		F	124	6	97	21	...	9	...	...	...	2	2	...	...	1	1	1	3	...
AE148	Homicide	M	52	3	42	7	...	2	1	...	...	...	...	...	1	...	...	...	2	...
		F	34	2	25	7	...	...	...	...	...	...	1	...	2	...	...	...	1	...
AE149	Injury undetermined if accidentally or purposely inflicted	M	52	1	37	14	1	2	...	...	1	...	1	...	1	...	...	...	...	1
		F	43	3	31	9	...	...	...	...	...	...	1	...	...	...	...	...	...	3
AE150	Injuries resulting from operations of war	M	2	...	2	...	...	...	...	...	...	...	...	...	...	...	...	...	...	...
	NXVII. Accidents, poisonings, and violence (classified according to nature of injury)	T	2071	134	1453	484	3	55	23	8	5	6	24	3	36	6	14	6	35	17
		M	1436	95	981	360	3	31	14	8	4	4	16	2	20	4	9	5	24	13
		F	635	39	472	124	...	24	9	...	1	2	8	1	16	2	5	1	11	4
AN138	Fracture of skull	M	245	14	169	62	1	7	1	1	...	...	6	...	2	1	1	1	6	4
		F	82	7	58	17	...	2	2	...	...	...	2	...	2	1	...	...	1	1
AN139	Fracture of spine and trunk	M	46	2	34	10	...	...	...	1	...	1	1	...	...	1	...	...	1	...
		F	39	4	28	7	...	3	...	...	...	...	1	...	1	...	...	...	...	...
AN140	Fracture of limbs	M	66	3	56	7	...	2	...	...	...	...	1	...	2	...	...	...	1	1
		F	77	4	65	8	...	3	...	...	...	...	...	...	5	...	3	...	...	...
AN141	Dislocation without fracture	M	3	...	3	...	...	...	...	...	...	...	...	...	...	...	...	...	...	...
		F	1	...	...	1	...	...	...	...	...	...	...	...	...	...	...	...	...	...
AN143	Intracranial injury (exluding skull fracture)	M	203	21	136	46	...	2	3	2	1	2	2	...	4	1	2	...	3	2
		F	56	6	36	14	...	1	3	...	...	...	...	...	...	...	...	...	1	...
AN144	Internal injury of chest, abdomen, and pelvis	M	309	28	187	94	...	8	5	...	...	...	1	1	2	1	3	2	3	4
		F	95	7	64	24	...	1	1	...	...	...	...	1	3	...	2	...	3	...
AN145	Laceration and open wound	M	16	...	11	5	...	...	1	...	...	...	1	...	...	...	...	...	...	...
		F	2	...	1	1	...	...	...	...	...	...	...	...	...	...	...	...	...	...
AN146	Superficial injury, contusion, and crushing with intact skin surface	M	1	...	1	...	...	...	...	...	...	...	...	...	...	...	...	...	...	...
AN147	Foreign body entering through orifice	M	18	1	15	2	...	1	...	...	...	...	...	...	...	...	...	...	...	...
		F	13	1	8	4	...	1	...	...	...	...	1	...	...	...	...	...	1	1
AN148	Burn	M	41	1	23	17	1	1	...	...	...	...	1	...	1	...	1	...	...	...
		F	17	...	14	3	...	1	...	...	...	...	...	...	1	...	...	...	...	...
AN149	Adverse effects of chemical substances	M	227	5	186	36	...	7	2	1	1	...	2	...	4	...	1	2	5	2
		F	167	8	133	26	...	6	1	...	1	2	4	...	2	1	...	1	3	2
AN150	All other and unspecified effects of external causes	M	261	20	160	81	1	3	2	3	2	1	1	1	5	...	1	...	5	...
		F	86	2	65	19	...	6	2	...	...	...	...	...	2	...	...	...	2	...

NOTE—Cause of death adjustments resulting from medical coder's queries are not reflected in this table. *See* Introduction.

D URBAN AREAS, BRITISH COLUMBIA, 1976—*Continued*

l Areas of 5,000 or More Population (Cities, Towns, and Districts)

	Maple Ridge Dist.	Matsqui Dist.	Merritt	Mission Dist.	Nanaimo	Nelson	New Westminster	N. Cowichan Dist.	North Vancouver	N. Vancouver Dist.	Oak Bay Dist.	Penticton	Port Alberni	Port Coquitlam	Port Moody	Powell River Dist.	Prince George	Prince Rupert	Quesnel	Richmond Dist.	Saanich Dist.	Salmon Arm Dist.	Sidney	Squamish Dist.	Summerland Dist.	Surrey Dist.	Terrace Dist.	Trail	Vancouver	Vernon	Victoria	W. Vancouver	White Rock	Williams Lake	Intermediate International List No.
1	...	...	1	...	1	...	...	...	...	...	...	...	...	...	...	...	...	...	...	...	...	...	...	...	...	...	...	...	2	...	...	...	...	...	(b)
.	...	...	...	...	...	...	...	...	...	...	...	...	...	...	...	...	...	...	...	...	...	...	...	...	...	...	...	...	...	...	...	...	...	...	
.	1	...	...	...	1	...	2	...	1	1	...	...	3	1	...	2	1	...	...	4	5	...	...	...	...	2	...	...	4	...	3	1	...	...	AE139
.	...	...	...	...	...	...	...	...	...	...	...	...	...	...	...	...	...	...	...	...	...	...	...	...	...	1	...	...	1	...	...	...	...	...	
.	...	...	...	...	...	...	...	...	...	...	...	...	2	1	...	...	...	...	...	2	...	...	...	...	...	...	...	...	...	...	3	...	...	...	(a)
.	...	...	...	...	...	...	...	...	...	...	...	...	...	...	...	...	...	...	...	...	...	...	...	...	...	...	...	...	...	...	...	...	...	...	
.	...	...	...	...	1	...	...	...	...	1	...	...	...	...	...	...	...	...	...	1	1	...	...	...	...	...	...	...	1	...	...	...	...	...	(b)
.	1	...	...	...	...	...	2	...	1	...	...	...	1	...	...	2	1	...	...	1	4	...	...	...	...	2	...	...	3	...	...	1	...	...	(c)
	...	...	...	...	...	...	...	...	...	...	...	...	...	...	...	...	...	...	...	...	1	...	...	...	...	1	...	...	1	...	...	...	...	...	
	...	...	...	1	...	...	5	...	...	2	...	1	1	1	...	1	1	1	...	5	1	1	...	...	...	5	...	1	55	...	2	...	...	...	AE140
	...	...	...	...	...	...	1	...	...	1	...	...	...	1	1	...	...	...	...	2	...	...	...	...	...	2	...	...	23	...	1	1	...	...	
	...	1	...	2	3	1	1	...	2	...	3	1	1	3	...	1	2	2	1	1	3	...	...	...	...	3	...	...	51	1	6	1	4	...	AE141
	1	...	...	...	2	2	3	...	3	4	4	4	...	1	...	1	1	2	...	...	7	1	...	...	...	6	...	...	21	...	15	2	5	...	
	...	...	...	1	...	...	...	...	...	1	...	...	...	...	...	1	1	1	...	...	...	...	...	...	...	2	...	...	5	...	2	...	...	...	AE142
	...	1	...	1	...	...	...	...	1	...	...	...	...	...	...	...	...	...	...	...	...	...	...	...	...	1	...	...	6	...	...	1	...	...	
	2	...	...	1	...	1	1	...	...	...	...	1	...	...	...	...	1	...	...	...	...	...	1	...	1	1	...	...	13	1	2	1	...	...	AE143
	1	1	1	...	...	...	...	...	1	...	...	...	...	...	...	...	...	1	...	1	...	...	...	...	...	...	...	...	3	1	...	...	...	...	
	...	1	...	...	...	...	...	...	...	...	...	...	...	...	...	...	...	...	...	...	...	...	...	...	...	...	...	...	...	...	...	...	...	...	AE144
	...	2	...	...	1	...	1	2	...	...	...	3	...	...	...	...	...	...	...	...	1	...	1	1	...	3	...	1	8	2	1	1	...	...	AE145
	1	...	...	...	...	...	...	...	...	...	...	...	...	...	...	...	...	...	...	...	...	1	...	...	...	...	...	...	1	...	...	...	...	...	
	2	2	...	1	1	...	3	1	...	1	...	...	...	1	...	...	...	2	...	1	2	...	...	...	...	1	...	...	3	...	1	...	1	...	AE146
	...	...	...	...	...	...	...	...	...	...	2	...	1	...	...	...	...	...	...	...	2	...	...	...	...	...	...	...	10	...	1	1	...	...	
	2	2	...	...	2	1	5	...	4	11	3	5	3	2	3	2	11	1	...	8	9	...	2	3	2	6	...	...	64	5	4	5	...	...	AE147
	1	1	...	1	4	...	1	3	2	4	1	...	2	...	...	...	3	1	1	3	3	...	...	...	1	3	...	...	32	1	2	1	1	...	
	1	1	...	...	...	...	...	1	...	...	...	1	1	...	...	...	3	...	1	3	...	...	...	...	...	3	1	...	16	...	...	...	...	...	AE148
	...	...	...	1	...	...	1	...	2	1	...	...	...	...	...	...	...	...	...	...	...	...	...	...	...	1	...	...	5	1	1	...	...	2	
	...	...	...	...	...	...	1	...	...	...	1	...	...	1	...	...	...	...	1	2	1	...	...	...	...	1	1	...	13	1	5	...	...	...	AE149
	...	...	...	...	...	...	1	...	3	...	2	...	...	1	...	1	...	1	...	...	2	...	1	...	...	1	1	...	6	...	5	1	...	...	
	...	...	...	...	...	...	...	...	...	...	...	...	...	...	...	...	...	...	...	...	1	...	...	...	...	...	...	...	...	...	1	...	...	...	AE150
	27	19	5	11	24	5	33	15	26	31	18	20	15	14	5	12	42	14	8	39	49	4	5	6	6	68	6	6	411	15	68	20	12	4	
	19	16	4	8	16	3	25	8	10	20	9	15	9	11	4	10	34	9	5	30	31	2	4	6	5	43	5	5	282	11	37	12	6	1	
	8	3	1	3	8	2	8	7	16	11	9	5	6	3	1	2	8	5	3	9	18	2	1	...	1	25	1	1	129	4	31	8	6	3	
	4	5	1	3	6	1	3	3	3	1	...	3	...	1	1	1	9	...	...	2	8	1	...	3	1	7	1	...	43	...	5	3	...	...	AN138
	...	...	...	...	1	...	...	1	2	2	1	...	2	1	...	1	3	...	...	...	5	...	...	...	...	7	...	1	13	...	2	1	...	...	
	...	2	...	...	1	...	...	...	1	1	1	2	...	1	...	2	1	...	...	...	1	...	...	...	1	2	...	...	7	...	1	1	1	...	AN139
	1	...	...	...	1	...	...	1	2	...	...	1	...	...	...	...	...	1	...	...	1	...	...	...	...	3	...	...	3	...	2	...	2	...	
	...	1	...	...	2	...	2	...	...	...	2	1	1	1	...	...	1	1	1	...	2	...	...	...	...	...	...	...	14	1	5	1	4	...	AN140
	1	...	...	...	...	1	2	...	2	2	3	2	...	...	...	1	...	1	...	...	4	1	...	...	...	2	...	...	14	...	12	2	3	...	
	...	...	...	...	...	...	...	...	...	...	...	...	...	...	...	...	...	...	...	...	...	...	...	...	...	...	...	...	...	...	1	...	...	...	AN141
	...	...	...	...	...	...	...	...	...	...	...	...	...	...	...	...	...	...	...	...	...	...	...	...	...	...	...	...	...	...	...	...	...	...	
	4	2	...	1	3	1	3	...	1	3	...	3	2	1	1	...	5	2	...	3	6	...	1	1	1	7	...	1	31	3	4	...	...	1	AN143
	1	...	...	...	1	1	2	...	1	1	...	...	2	...	...	...	1	...	...	...	1	1	...	...	1	2	...	...	10	...	2	...	...	...	
	4	3	2	...	2	...	5	3	...	4	4	2	1	2	...	2	10	2	4	5	2	...	1	...	...	13	2	3	48	2	3	3	...	...	AN144
	2	...	...	1	2	...	2	3	2	...	...	1	...	...	...	...	2	...	2	2	1	...	...	...	...	3	...	...	14	1	3	1	...	2	
	2	...	...	...	...	...	...	...	...	...	1	...	...	...	...	...	1	...	...	...	...	...	...	...	...	...	...	...	5	...	...	...	...	...	AN145
	...	...	...	...	...	...	...	...	...	...	...	1	...	...	...	...	...	...	...	...	...	...	...	...	...	...	...	...	...	...	...	...	...	...	
	...	...	...	...	...	...	...	...	...	...	...	...	...	...	...	...	...	...	...	...	...	...	...	...	...	...	...	...	1	...	...	...	...	...	AN146
	1	2	...	...	...	...	2	1	...	...	...	...	...	...	...	...	...	1	...	1	1	...	...	...	...	...	...	...	...	...	...	...	1	...	AN147
	...	...	...	...	...	...	...	...	...	...	1	...	...	...	...	...	...	...	...	...	...	...	...	...	...	...	...	...	2	...	1	...	...	...	
	...	...	...	...	...	...	...	...	1	2	...	...	...	...	...	...	...	...	...	1	...	...	...	...	...	1	...	...	5	...	2	...	...	...	AN148
	...	1	...	...	...	...	...	...	1	...	...	...	...	...	...	...	...	...	...	...	...	...	...	...	...	1	...	...	4	...	...	1	...	...	
	...	...	...	2	...	...	7	...	1	5	1	1	2	2	1	2	2	2	...	9	5	1	1	2	1	7	...	1	84	3	9	2	...	...	AN149
	1	1	...	1	3	...	2	2	3	4	3	...	...	2	1	...	...	2	1	5	4	...	1	...	...	3	1	...	52	1	6	2	1	...	
	4	1	1	2	2	1	3	1	3	4	...	3	3	3	1	3	5	1	...	9	6	...	1	...	1	6	2	...	44	2	7	2	...	...	AN150
	2	1	1	1	...	...	...	...	3	2	1	...	2	...	...	...	2	1	...	2	2	...	...	...	...	4	...	...	17	2	3	1	...	1	

TABLE 56—DEATHS BY CAUSE (INTERMEDIATE LIST), SEX, AND AGE, BRITISH COLUMBIA, 1976

Intermediate International List No.	Cause of Death		Total	Age: Under 1 Year	1 Year	2 Years	3 Years	4 Years	5 – 9 Years	10 – 14 Years	15 – 19 Years	20 – 24 Years	25 – 29 Years	30 – 34 Years	35 – 39 Years	40 – 44 Years	45 – 49 Years	50 – 54 Years	55 – 59 Years	60 – 64 Years	65 – 69 Years	70 – 74 Years	75 – 79 Years	80 – 84 Years	85 and Over	Not Stated
	All causes	T	18,788	495	29	33	20	27	65	81	295	304	227	224	216	334	536	781	1,069	1,631	1,811	2,085	2,305	2,295	3,922	3
		M	10,947	292	15	17	11	17	38	53	213	232	177	140	132	231	350	488	680	1,068	1,153	1,351	1,327	1,197	1,762	3
		F	7,841	203	14	16	9	10	27	28	82	72	50	84	84	103	186	293	389	563	658	734	976	1,098	2,160	...
	I. Infective and parasitic diseases	T	101	5	1	2	...	3	2	2	...	1	...	1	...	3	5	9	8	12	7	8	15	5	12	...
		M	51	4	1	1	...	1	1	1	...	...	...	...	...	3	3	4	5	4	4	4	6	3	6	...
		F	50	1	...	1	...	2	1	1	...	1	...	1	...	...	2	5	3	8	3	4	9	2	6	...
A5	Enteritis and other diarrhoeal diseases	M	15	2	...	...	...	...	1	...	...	...	...	...	...	1	1	2	...	1	1	1	1	2	2	...
		F	14	...	...	1	...	...	...	...	...	...	...	1	...	...	...	2	...	2	1	1	2	1	3	...
A6	Tuberculosis of respiratory system	M	19	...	...	...	...	...	...	...	...	...	...	...	...	1	1	1	2	1	3	2	4	...	4	...
		F	4	...	...	...	...	...	...	...	...	...	...	...	...	...	...	...	1	3	...	...	...	...	...	...
A7	Tuberculosis of meninges and central nervous system	F	1	...	...	...	...	...	...	...	...	...	...	...	...	...	1	...	...	...	...	...	...	...	...	...
A9	Tuberculosis of bones and joints	F	1	...	...	...	...	...	...	...	...	...	...	...	...	...	...	...	...	...	...	1	...	...	...	...
A10	Other tuberculosis including late effects	M	1	...	...	...	...	...	...	...	...	...	...	...	...	...	...	...	...	...	...	...	...	1	...	...
		F	6	...	...	...	...	...	...	...	...	...	...	...	...	...	...	2	1	...	2	...	...	1	...	...
A12	Anthrax	F	1	...	...	...	...	...	...	...	...	...	...	...	...	...	...	...	...	...	...	...	1	...	...	...
A15	Diphtheria	M	2	...	...	...	...	...	...	...	...	...	...	...	...	...	...	...	1	1	...	...	...	...	...	...
		F	1	...	...	...	...	1	...	...	...	...	...	...	...	...	...	...	...	...	...	...	...	...	...	...
A19	Meningococcal infection	M	3	...	1	1	...	...	...	...	...	...	...	...	...	...	...	...	1	...	...	...	...	...	...	...
A21	Other bacterial diseases	M	4	2	...	...	...	...	...	...	...	...	...	...	...	...	...	...	1	1	...	...	...	...	...	...
		F	5	1	...	...	...	...	...	...	...	...	...	...	...	...	...	...	1	1	...	1	1	...	...	...
A23	Late effects of acute poliomyelitis	M	2	...	...	...	...	...	...	...	...	...	...	...	...	1	1	...	...	...	...	...	...	...	...	...
		F	2	...	...	...	...	...	...	...	...	...	...	...	...	...	...	1	...	1	...	...	...	...	...	...
A27	Viral encephalitis	M	1	...	...	...	...	...	...	1	...	...	...	...	...	...	...	...	...	...	...	...	...	...	...	...
		F	1	...	...	...	...	...	...	1	...	...	...	...	...	...	...	...	...	...	...	...	...	...	...	...
A28	Infectious hepatitis	M	1	...	...	...	...	...	...	...	...	...	...	...	...	...	...	...	...	...	...	1	...	...	...	...
		F	3	...	...	...	...	...	...	...	...	1	...	...	...	...	...	...	...	...	...	...	2	...	...	...
A29	Other viral diseases	M	2	...	...	...	...	1	...	...	...	...	...	...	...	...	...	1	...	...	...	...	...	...	...	...
		F	7	...	...	...	...	1	1	...	...	...	...	...	...	...	1	...	...	1	...	...	...	...	3	...
A36	Syphilis of central nervous system	M	1	...	...	...	...	...	...	...	...	...	...	...	...	...	...	...	...	...	...	...	1	...	...	...
		F	1	...	...	...	...	...	...	...	...	...	...	...	...	...	...	...	...	...	...	...	1	...	...	...
A37	Other syphilis	F	1	...	...	...	...	...	...	...	...	...	...	...	...	...	...	...	...	...	...	...	1	...	...	...
A43	Other helminthiases	F	1	...	...	...	...	...	...	...	...	...	...	...	...	...	...	...	...	...	...	1	...	...	...	...
A44	All other infective and parasitic diseases	F	1	...	...	...	...	...	...	...	...	...	...	...	...	...	...	...	...	...	...	...	1	...	...	...
	II. Neoplasms	T	3,963	4	...	4	3	5	7	10	25	16	17	30	42	71	140	266	357	507	529	583	522	384	441	...
		M	2,207	4	...	1	2	2	4	5	18	10	10	18	19	41	72	106	180	291	302	366	312	216	228	...
		F	1,756	...	...	3	1	3	3	5	7	6	7	12	23	30	68	160	177	216	227	217	210	168	213	...

NOTE—Cause of death adjustments resulting from medical coder's queries are not reflected in this table. *See* Introduction.

	Malignant Neoplasms	M	2,184	2	...	1	2	2	3	4	18	10	10	18	19	41	72	105	177	289	301	364	307	214	225	...
		F	1,732	...	...	3	1	3	3	4	7	6	6	12	21	30	68	157	175	215	224	215	207	165	210	...
A45	Malignant neoplasm of buccal cavity and pharynx	M	44	...	...	...	...	...	...	...	...	...	...	...	...	3	5	3	6	6	5	3	5	5	3	...
		F	16	...	...	...	...	1	...	...	...	...	...	...	...	...	...	2	1	2	2	1	3	2	2	...
A46	Malignant neoplasm of oesophagus	M	45	...	...	...	...	...	...	...	...	...	...	...	...	1	...	4	3	10	8	5	4	6	4	...
		F	29	...	...	...	...	...	...	...	...	...	...	...	...	...	...	3	3	5	6	3	3	4	2	...
A47	Malignant neoplasm of stomach	M	145	...	...	...	...	...	...	...	...	...	...	...	1	2	3	4	16	20	16	26	21	17	19	...
		F	98	...	...	...	...	...	...	...	...	...	...	...	1	1	2	7	3	8	16	11	20	13	16	...
A48	Malignant neoplasm of intestine, except rectum	M	183	...	...	...	...	...	...	...	...	...	...	1	1	6	8	7	10	21	25	33	30	20	21	...
		F	198	...	...	...	...	...	...	...	...	...	2	...	1	3	4	10	12	26	20	31	31	26	32	...
A49	Malignant neoplasm of rectum and rectosigmoid junction	M	92	...	...	...	...	...	...	...	...	...	...	...	...	1	2	6	3	10	13	12	14	11	20	...
		F	65	...	...	...	...	...	...	...	...	...	...	...	...	...	...	5	4	5	7	9	10	13	12	...
A50	Malignant neoplasm of larynx	M	17	...	...	...	...	...	...	...	...	...	...	...	...	1	...	1	2	4	1	3	3	2	...	...
		F	2	...	...	...	...	...	...	...	...	...	...	...	...	...	...	...	...	...	...	1	...	1	...	...
A51	Malignant neoplasm of trachea, bronchus, and lung	M	707	...	...	...	...	...	...	...	...	...	1	1	4	7	23	45	74	108	132	148	89	49	26	...
		F	193	...	...	...	...	...	...	...	...	1	...	...	4	6	12	17	26	23	30	29	15	15	15	...
A52	Malignant neoplasm of bone	M	11	...	...	...	...	...	...	...	2	1	...	1	1	...	...	...	1	1	...	3	...	...	1	...
		F	8	...	...	...	...	...	...	1	2	...	...	...	...	...	...	1	...	1	...	2	1	...	...	...
A53	Malignant neoplasm of skin	M	15	...	...	...	...	...	...	...	...	2	1	1	...	2	3	2	...	...	...	2	...	...	2	...
		F	21	...	...	...	...	...	...	...	...	1	...	1	2	1	1	4	2	2	1	1	...	1	4	...
A54	Malignant neoplasm of breast	M	1	...	...	...	...	...	...	...	...	...	...	...	...	1	...	...	...	...	...	...	...	...	...	...
		F	352	...	...	...	...	...	...	...	...	...	...	5	7	7	21	50	47	42	51	34	33	20	35	...
A55	Malignant neoplasm of cervix uteri	F	47	...	...	...	...	...	...	...	...	...	1	...	...	4	6	3	5	8	2	8	5	2	3	...
A56	Other malignant neoplasm of uterus	F	53	...	...	...	...	...	...	...	...	...	1	...	1	...	2	3	8	7	8	4	6	6	7	...
A57	Malignant neoplasm of prostate	M	235	...	...	...	...	...	...	...	...	...	...	...	...	...	...	3	8	20	13	36	49	40	66	...
A58	Malignant neoplasm of other and unspecified sites	M	474	1	...	...	1	1	1	2	4	5	1	8	6	10	23	21	41	63	63	69	63	44	47	...
		F	508	...	...	2	1	1	2	...	2	2	1	5	5	6	15	45	50	73	62	62	61	49	64	...
(a)	Digestive organs and peritoneum (155 – 159)	M	175	...	...	...	...	...	...	...	...	...	...	...	1	4	10	6	20	25	25	29	30	11	14	...
		F	153	...	...	...	...	...	...	...	...	...	...	...	1	1	4	6	13	24	23	29	15	20	17	...
(b)	Respiratory organs (160, 163)	M	9	...	...	...	...	...	...	...	...	...	...	...	...	...	1	...	...	2	1	1	1	1	2	...
		F	4	...	...	...	...	...	...	...	...	...	...	...	...	...	...	...	1	1	...	1	...	...	1	...
(c)	Connective and other soft tissue (171)	M	7	...	...	...	...	...	...	...	1	...	...	...	1	2	...	...	...	1	1	...	...	...	1	...
		F	6	...	...	1	...	...	...	...	...	1	...	1	...	1	1	...	...	1	...	...	...	...	...	...
(d)	Ovary, fallopian tube, and broad ligament (183)	F	123	...	...	...	...	...	...	...	...	...	...	2	1	3	6	23	16	14	17	8	19	5	9	...
(e)	Other and unspecified female genital organs (184)	F	8	...	...	...	...	...	...	...	...	...	...	...	...	...	1	...	...	1	1	...	1	1	3	...
(f)	Other male genital organs (186, 187)	M	9	...	...	...	...	...	...	...	...	3	...	3	1	1	...	...	...	...	...	1	...	...	...	...
(g)	Bladder (188)	M	74	...	...	...	...	...	...	...	...	...	...	...	...	...	2	1	4	4	8	13	11	15	16	...
		F	28	...	...	...	...	...	...	...	...	...	...	...	...	...	...	1	...	3	2	4	5	3	10	...
(h)	Other and unspecified urinary organs (189)	M	52	...	...	...	...	...	...	...	...	...	...	...	...	...	3	3	6	9	10	8	6	4	3	...
		F	30	...	...	...	...	...	...	...	...	...	...	...	...	...	...	2	2	5	7	6	5	2	1	...
(i)	Brain and nervous system (191, 192)	M	59	1	...	...	1	1	1	2	3	2	1	4	2	1	3	4	6	12	8	...	5	1	1	...
		F	48	...	...	1	1	1	2	...	2	1	1	1	2	1	1	6	8	9	4	3	2	1	1	...
(j)	Other	M	89	...	...	...	...	...	...	...	...	...	...	1	1	2	4	7	5	10	10	17	10	12	10	...
		F	108	...	...	...	...	...	...	...	...	...	...	1	1	...	2	7	10	15	8	11	14	17	22	...
A59	Leukaemia	M	81	...	...	1	...	1	2	2	6	2	3	1	1	2	2	...	5	6	8	14	8	7	10	...
		F	47	...	...	1	...	1	1	2	2	1	...	1	...	...	3	1	4	4	5	4	5	4	8	...
A60	Other neoplasms of lymphatic and haemotopoietic tissue	M	134	1	...	...	1	...	...	...	6	...	4	5	5	5	3	9	8	20	17	10	21	13	6	...
		F	95	...	...	...	...	...	...	1	1	1	1	...	...	2	2	6	10	9	14	15	14	9	10	...
(a)	Hodgkin's disease (201)	M	21	...	...	...	...	...	...	...	3	...	1	4	2	2	...	...	...	1	1	...	2	3	2	...
		F	11	...	...	...	...	...	...	1	...	...	...	...	...	...	...	2	...	...	2	3	3	...	...	...

NOTE—Cause of death adjustments resulting from medical coder's queries are not reflected in this table. *See* Introduction.

TABLE 56—DEATHS BY CAUSE (INTERMEDIATE LIST), SEX, AND AGE, BRITISH COLUMBIA, 1976—*Continued*

Intermediate International List No.	Cause of Death		Total	Age: Under 1 Year	1 Year	2 Years	3 Years	4 Years	5–9 Years	10–14 Years	15–19 Years	20–24 Years	25–29 Years	30–34 Years	35–39 Years	40–44 Years	45–49 Years	50–54 Years	55–59 Years	60–64 Years	65–69 Years	70–74 Years	75–79 Years	80–84 Years	85 and Over	Not Stated
(b)	Other	M	113	1	...	...	1	...	...	...	3	...	3	1	3	3	3	9	8	19	16	10	19	10	4	...
		F	84	...	...	...	...	...	...	...	1	1	1	...	...	2	2	4	10	9	12	12	11	9	10	...
A61	Neoplasms of a benign and unspecified nature	M	23	2	...	...	...	...	1	1	...	...	...	...	...	...	...	1	3	2	1	2	5	2	3	...
		F	24	...	...	...	...	...	...	1	...	...	1	...	2	...	...	3	2	1	3	2	3	3	3	...
	III. Endocrine, nutritional and metabolic diseases	T	297	4	...	2	1	...	3	3	5	...	2	5	4	3	16	5	18	19	34	38	40	37	58	...
		M	149	2	...	2	...	...	1	2	1	...	1	1	2	2	10	2	12	9	18	19	18	16	31	...
		F	148	2	...	...	1	...	2	1	4	...	1	4	2	1	6	3	6	10	16	19	22	21	27	...
A62	Non-toxic goitre	F	1	...	...	...	...	...	...	...	...	...	...	...	1	...	...	...	...	...	...	...	...	...	...	...
A63	Thyrotoxicosis with or without goitre	F	2	...	...	...	...	...	...	...	...	...	...	...	1	...	...	...	...	...	1	...	...	...	...	...
A64	Diabetes mellitus	M	119	1	...	...	...	...	...	1	...	...	1	1	1	1	9	2	7	8	14	17	16	15	25	...
		F	114	...	...	...	...	...	...	...	2	...	...	1	...	1	5	1	4	9	11	18	20	19	23	...
A65	Avitaminosis and other nutritional deficiency states	M	9	...	...	...	...	...	...	...	...	...	...	...	...	...	...	...	2	...	...	...	2	1	4	...
		F	8	...	...	...	...	...	...	...	...	...	...	1	...	...	...	...	...	...	1	...	1	2	3	...
A66	Other endocrine and metabolic diseases	M	21	1	...	2	...	...	1	1	1	...	...	...	1	1	1	...	3	1	4	2	...	...	2	...
		F	23	2	...	...	1	...	2	1	2	...	1	2	...	...	1	2	2	1	3	1	1	...	1	
	IV. Diseases of blood and blood-forming organs	T	44	1	...	...	...	...	...	...	...	...	1	...	...	...	...	2	2	1	2	7	7	4	17	...
		M	25	...	...	...	...	...	...	...	...	...	...	...	...	...	...	...	1	1	2	3	4	3	11	...
		F	19	1	...	...	...	...	...	...	...	...	1	...	...	...	...	2	1	...	...	4	3	1	6	...
A67	Anaemias	M	17	...	...	...	...	...	...	...	...	...	...	...	...	...	...	...	...	1	2	2	3	2	7	
		F	13	...	...	...	...	...	...	...	...	...	...	...	...	...	...	...	...	...	...	4	3	1	5	...
A68	Other diseases of blood and blood-forming organs	M	8	...	...	...	...	...	...	...	...	...	...	...	...	...	...	...	1	...	...	1	1	1	4	...
		F	6	1	...	...	...	...	...	...	...	...	1	...	...	...	...	2	1	...	...	...	...	...	1	...
	V. Mental disorders	T	159	...	...	...	...	...	...	1	...	5	3	7	7	9	11	13	11	17	14	20	12	9	20	...
		M	90	...	...	...	...	...	...	...	...	4	3	5	4	6	6	10	5	10	11	14	6	2	4	...
		F	69	...	...	...	...	...	...	1	...	1	...	2	3	3	5	3	6	7	3	6	6	7	16	...
A69	Psychoses	M	13	...	...	...	...	...	...	...	...	...	1	...	...	...	...	1	...	1	3	4	2	1	...	...
		F	25	...	...	...	...	...	...	...	...	...	...	...	...	...	2	...	2	1	2	2	4	3	9	...
A70	Neuroses, personality disorders, and other non-pschotic mental disorders	M	75	...	...	...	...	...	...	...	...	3	1	5	4	6	6	9	5	9	8	10	4	1	4	...
		F	43	...	...	...	...	...	...	1	...	1	...	1	3	3	3	3	4	6	1	4	2	4	7	...
A71	Mental retardation	M	2	...	...	...	...	...	...	...	...	1	1	...	...	...	...	...	...	...	...	...	...	...	...	...
		F	1	...	...	...	...	...	...	...	...	...	...	1	...	...	...	...	...	...	...	...	...	...	...	...

NOTE—Cause of death adjustments resulting from medical coder's queries are not reflected in this table. *See* Introduction.

	VI. Diseases of the nervous system and sense organs	T	244	4	3	2	...	2	9	4	9	9	8	5	3	2	12	9	17	23	29	28	27	16	23	...
		M	144	3	1	...	...	2	7	1	6	5	6	3	3	...	8	7	11	11	18	16	14	11	11	...
		F	100	1	2	2	...	...	2	3	3	4	2	2	...	2	4	2	6	12	11	12	13	5	12	...
A72	Meningitis	M	13	3	...	...	...	...	2	...	...	...	...	...	1	...	...	2	1	1	1	...	2	...	...	...
		F	4	...	1	1	...	...	...	...	...	...	...	...	...	...	...	...	...	2	...	...	...	...	...	...
A73	Multiple sclerosis	M	11	...	...	...	...	...	...	...	...	...	...	...	...	...	2	3	3	2	...	...	1	...	...	...
		F	14	...	...	...	...	...	...	...	...	...	...	1	...	2	...	2	1	3	3	1	1	...	...	...
A74	Epilepsy	M	16	...	...	...	...	...	...	...	3	3	3	1	1	...	2	...	...	2	...	...	...	...	1	...
		F	13	...	...	...	...	...	...	2	2	4	...	...	...	...	2	...	1	2	...	...	...	...	...	...
A76	Cataract	M	1	...	...	...	...	...	...	...	...	...	...	...	...	...	...	...	1	...	...	...	...	...	...	...
A79	Other diseases of nervous system and sense organs	M	103	...	1	...	...	2	5	1	3	2	3	2	1	...	4	2	6	6	17	16	11	11	10	...
		F	69	1	1	1	...	...	2	1	1	...	2	1	...	...	2	...	4	5	8	11	12	5	12	...
	VII. Diseases of the circulatory system	T	8,975	3	...	...	...	...	...	7	6	5	6	30	38	65	129	260	388	718	859	1,078	1,323	1,457	2,603	...
		M	5,060	1	...	...	...	...	...	5	2	4	5	22	26	50	96	202	290	514	571	714	742	711	1,105	...
		F	3,915	2	...	...	...	...	...	2	4	1	1	8	12	15	33	58	98	204	288	364	581	746	1,498	...
A81	Chronic rheumatic heart disease	M	76	...	...	...	...	...	...	...	...	1	...	...	1	2	2	7	9	14	9	13	7	6	5	...
		F	91	...	...	...	...	...	...	...	...	...	1	3	2	...	3	9	7	14	13	12	6	8	13	...
A82	Hypertensive disease	M	63	...	...	...	...	...	...	...	...	...	...	...	...	1	3	2	3	5	7	5	6	14	17	...
		F	72	...	...	...	...	...	...	...	...	...	...	...	...	...	1	2	...	6	7	8	6	19	23	...
(a)	With heart involvement (400.1, 400.9, 402, 404)	M	34	...	...	...	...	...	...	...	...	...	...	...	...	...	3	2	3	2	3	2	4	9	6	...
		F	43	...	...	...	...	...	...	...	...	...	...	...	...	...	1	2	...	5	4	2	3	13	13	...
(b)	Other	M	29	...	...	...	...	...	...	...	...	...	...	...	...	1	...	...	...	3	4	3	2	5	11	...
		F	29	...	...	...	...	...	...	...	...	...	...	...	...	...	...	...	...	1	3	6	3	6	10	...
A83	Ischaemic heart disease	M	3,470	...	...	...	...	...	...	...	...	1	1	11	20	35	75	172	223	389	422	535	490	441	655	...
		F	2,230	...	...	...	...	...	...	...	...	...	...	2	2	3	15	24	49	111	174	220	366	421	843	...
A84	Other forms of heart disease	M	181	...	...	...	...	...	...	1	1	1	2	3	1	3	6	5	6	17	20	13	20	23	59	...
		F	129	2	...	...	...	...	...	1	2	...	...	...	2	3	2	3	6	9	2	9	11	17	60	...
A85	Cerebrovascular disease	M	837	1	...	...	...	...	...	3	1	...	1	6	2	6	2	7	31	56	69	99	151	158	244	...
		F	1,062	...	...	...	...	...	...	1	2	...	...	3	4	7	11	18	26	45	77	93	150	220	405	...
A86	Diseases of arteries, arterioles, and capillaries	M	377	...	...	...	...	...	...	1	...	1	1	1	2	1	4	6	16	28	35	43	59	65	114	...
		F	288	...	...	...	...	...	...	...	...	1	...	...	1	2	1	2	6	9	11	21	36	55	143	...
A87	Venous thrombosis and embolism	M	49	...	...	...	...	...	...	...	...	...	...	1	...	2	3	3	2	5	8	6	8	3	8	...
		F	37	...	...	...	...	...	...	...	...	...	...	...	1	...	...	...	4	10	3	1	6	5	7	...
A88	Other diseases of circulatory system	M	7	...	...	...	...	...	...	...	...	...	...	...	...	...	1	...	...	...	1	...	1	1	3	...
		F	6	...	...	...	...	...	...	...	...	...	...	...	...	...	...	...	...	...	1	...	...	1	4	...
	VIII. Diseases of the respiratory system	T	1,285	31	5	3	3	2	1	1	3	4	3	1	6	9	23	21	47	84	115	139	171	197	416	...
		M	826	15	4	1	1	1	1	...	3	3	2	...	4	6	13	16	31	57	86	104	120	135	223	...
		F	459	16	1	2	2	1	...	1	...	1	1	1	2	3	10	5	16	27	29	35	51	62	193	...
A89	Acute respiratory infections	M	10	...	2	...	...	...	...	...	...	1	...	...	1	...	...	1	1	2	...	...	1	1	...	...
		F	8	4	...	...	...	...	...	...	...	...	...	...	...	1	...	...	...	...	1	...	...	2	...	...
A90	Influenza	M	105	...	1	...	...	...	...	...	1	...	...	...	...	...	...	2	3	1	5	8	15	26	43	...
		F	119	...	...	...	1	...	...	1	...	...	...	...	...	...	2	...	1	2	...	4	13	24	71	...
A91	Viral pneumonia	M	6	1	...	...	...	...	...	...	...	...	1	...	...	...	...	...	...	1	1	1	...	1	...	...
		F	11	2	...	...	...	...	...	...	...	...	...	...	...	...	...	...	...	...	1	...	2	...	6	...
A92	Other pneumonia	M	224	12	...	...	...	1	...	...	1	1	1	...	1	3	4	4	5	8	13	18	23	31	98	...
		F	149	7	...	...	...	...	...	...	...	...	1	...	...	1	2	1	2	4	5	10	12	14	90	...

NOTE—Cause of death adjustments resulting from medical coder's queries are not reflected in this table. *See* Introduction.

TABLE 56—DEATHS BY CAUSE (INTERMEDIATE LIST), SEX, AND AGE, BRITISH COLUMBIA, 1976—*Continued*

Intermediate International List No.	Cause of Death		Total	Age: Under 1 Year	1 Year	2 Years	3 Years	4 Years	5–9 Years	10–14 Years	15–19 Years	20–24 Years	25–29 Years	30–34 Years	35–39 Years	40–44 Years	45–49 Years	50–54 Years	55–59 Years	60–64 Years	65–69 Years	70–74 Years	75–79 Years	80–84 Years	85 and Over	Not Stated
A93	Bronchitis, emphysema, and asthma	M	264	...	...	...	...	...	...	...	...	1	...	...	...	2	6	9	11	26	41	38	51	34	45	...
		F	95	1	1	...	...	...	...	...	...	1	...	1	2	1	3	3	6	10	18	14	12	11	11	...
A95	Empyema and lung abscess	M	8	...	...	...	...	...	...	...	...	...	...	...	...	...	...	...	...	4	...	...	2	1	1	...
		F	2	...	...	1	...	...	...	...	...	...	...	...	...	...	...	...	1	...	...	...	...	...	...	...
A96	Other diseases of respiratory system	M	209	2	1	1	1	...	1	...	1	...	...	...	2	1	3	...	11	15	26	39	28	41	36	...
		F	75	2	...	1	1	1	...	...	...	...	...	...	...	...	3	1	6	11	4	7	12	11	15	...
	IX. Diseases of the digestive system	T	831	9	1	...	...	...	1	...	1	3	5	12	13	34	54	70	75	110	102	76	70	74	121	...
		M	497	7	1	...	...	...	1	...	...	1	2	4	7	23	35	50	52	74	66	45	37	44	48	...
		F	334	2	...	...	...	...	...	...	1	2	3	8	6	11	19	20	23	36	36	31	33	30	73	...
A97	Diseases of teeth and supporting structures	M	1	...	...	...	...	...	...	...	...	...	...	...	...	...	...	...	...	...	...	...	1	...	...	...
A98	Peptic ulcer	M	57	...	1	...	...	...	...	...	...	...	1	...	...	...	1	5	5	4	5	6	6	9	14	...
		F	36	...	...	...	...	...	...	...	...	...	...	1	...	1	1	...	4	3	6	...	4	4	12	...
A99	Gastritis and duodenitis	F	4	...	...	...	...	...	...	...	...	1	...	...	...	...	...	...	...	1	...	...	...	...	2	...
A100	Appendicitis	F	4	...	...	...	...	...	...	...	...	...	...	...	...	...	1	...	...	...	...	1	...	1	1	...
A101	Intestinal obstruction and hernia	M	38	2	...	...	...	...	1	...	...	...	1	...	...	1	1	...	1	2	9	5	2	5	8	...
		F	46	2	...	...	...	...	...	...	...	...	...	1	...	...	1	1	1	1	3	5	9	7	15	...
A102	Cirrhosis of liver	M	267	...	...	...	...	...	...	...	...	...	...	3	5	19	29	38	39	57	38	21	10	6	2	...
		F	137	...	...	...	...	...	...	...	...	...	2	6	5	8	16	18	12	24	22	13	6	2	3	...
A103	Cholelithiasis and cholecystitis	M	41	...	...	...	...	...	...	...	...	...	...	1	...	...	...	1	...	2	4	4	5	15	9	...
		F	21	...	...	...	...	...	...	...	...	...	...	...	...	...	...	...	3	...	1	2	2	4	9	...
A104	Other diseases of digestive system	M	93	5	...	...	...	...	...	...	...	1	...	...	2	3	4	6	7	9	10	9	13	9	15	...
		F	86	...	...	...	...	...	...	...	1	1	1	...	1	2	...	1	3	7	4	10	12	12	31	...
	X. Diseases of the genito-urinary system	T	211	...	4	1	...	...	...	...	1	1	...	3	5	1	8	5	5	14	18	20	38	32	55	...
		M	129	4	...	...	...	...	...	...	...	...	...	2	3	...	4	2	3	7	11	13	25	19	36	...
		F	82	...	...	1	...	...	...	...	1	1	...	1	2	1	4	3	2	7	7	7	13	13	19	...
A105	Acute nephritis	M	1	1	...	...	...	...	...	...	...	...	...	...	...	...	...	...	...	...	...	...	...	...	...	...
		F	2	...	...	1	...	...	...	...	...	...	...	...	...	...	...	...	...	...	...	...	...	...	1	...
A106	Other nephritis and nephrosis	M	33	1	...	...	...	...	...	...	...	...	...	1	2	...	2	1	3	4	8	2	4	2	3	...
		F	27	...	...	...	...	...	...	...	...	...	...	1	...	...	...	1	2	2	5	2	7	4	3	...
A107	Infections of kidney	M	19	...	...	...	...	...	...	...	...	...	...	...	1	...	...	1	...	1	1	1	4	1	9	...
		F	26	...	...	...	...	...	...	...	1	1	...	...	...	1	3	1	...	1	1	4	4	4	5	...
A108	Calculus of urinary system	M	6	...	...	...	...	...	...	...	...	...	...	...	...	...	1	...	...	...	...	2	...	1	2	...
		F	1	...	...	...	...	...	...	...	...	...	...	...	...	...	...	...	...	...	...	...	...	1	...	...
A109	Hyperplasia of prostate	M	27	...	...	...	...	...	...	...	...	...	...	...	...	...	...	...	...	...	1	4	8	6	8	...

NOTE—Cause of death adjustments resulting from medical coder's queries are not reflected in this table. *See* Introduction.

A111	Other diseases of the genito-urinary system	M	43	2	...	...	...	...	...	...	...	...	...	1	...	...	1	...	...	2	1	4	9	9	14	...
		F	26	...	...	...	...	...	...	...	...	...	...	...	2	...	1	1	...	4	1	1	2	4	10	...
	XI. Complications of pregnancy, childbirth and the puerperium	F	3	...	...	...	...	...	...	...	...	...	1	2	...	...	...	...	...	...	...	...	...	...	...	...
A113	Haemorrhage of pregnancy and childbirth	F	1	...	...	...	...	...	...	...	...	...	...	1	...	...	...	...	...	...	...	...	...	...	...	...
A117	Other complications of pregnancy, childbirth and puerperium	F	2	...	...	...	...	...	...	...	...	...	1	1	...	...	...	...	...	...	...	...	...	...	...	...
	XII. Diseases of the skin and subcutaneous tissue	T	13	1	...	...	...	...	...	...	...	...	...	...	1	...	...	...	2	...	1	1	...	2	5	...
		M	8	1	...	...	...	...	...	...	...	...	...	...	1	...	...	...	2	...	1	1	...	1	1	...
		F	5	...	...	...	...	...	...	...	...	...	...	...	...	...	...	...	...	...	...	...	...	1	4	...
A119	Infections of skin and subcutaneous tissue	M	6	1	...	...	...	...	...	...	...	...	...	...	1	...	...	...	1	...	1	1	...	...	1	...
A120	Other diseases of skin and subcutaneous tissue	M	2	...	...	...	...	...	...	...	...	...	...	...	...	...	...	...	1	...	...	...	...	1	...	...
		F	5	...	...	...	...	...	...	...	...	...	...	...	...	...	...	...	...	...	...	...	...	1	4	...
	XIII. Diseases of the musculoskeletal system and connective tissue	T	81	...	...	...	...	...	...	...	1	2	...	2	...	1	3	...	9	11	5	5	13	7	22	...
		M	31	...	...	...	...	...	...	...	...	...	...	...	...	...	1	...	2	8	...	1	7	3	8	...
		F	50	...	...	...	...	...	...	...	...	2	...	2	...	1	2	...	7	3	5	4	6	4	14	...
A121	Arthritis and spondylitis	M	19	...	...	...	...	...	...	...	1	...	...	...	...	...	1	...	2	3	...	1	2	2	7	...
		F	29	...	...	...	...	...	...	...	...	...	...	...	...	...	1	...	1	1	4	2	5	4	11	...
A122	Nonarticular rheumatism and rheumatism	M	2	...	...	...	...	...	...	...	...	...	...	...	...	...	...	...	...	1	...	...	1	...	...	...
		F	1	...	...	...	...	...	...	...	...	...	...	...	...	...	...	...	1	...	...	...	...	...	...	...
A123	Osteomyelitis and periostitis	M	5	...	...	...	...	...	...	...	...	...	...	...	...	...	...	...	...	1	...	...	3	...	1	...
A124	Ankylosis and acquired musculoskeletal deformities	M	1	...	...	...	...	...	...	...	...	...	...	...	...	...	...	...	...	1	...	...	...	...	...	...
		F	2	...	...	...	...	...	...	...	...	...	...	...	...	...	...	...	...	1	...	...	...	...	1	...
A125	Other diseases of musculoskeletal system and connective tissue	M	4	...	...	...	...	...	...	...	...	...	...	...	...	...	...	...	...	2	...	...	1	1	...	...
		F	18	...	...	...	...	...	...	...	...	2	...	2	...	1	1	...	5	1	1	2	1	...	2	...
	XIV. Congenital anomalies	T	167	116	5	5	3	...	7	3	7	1	2	2	1	2	2	...	4	2	3	1	1	...	...	...
		M	96	68	2	2	2	...	4	1	5	1	1	2	1	1	1	...	2	2	...	...	1	...	...	...
		F	71	48	3	3	1	...	3	2	2	...	1	...	...	1	1	...	2	...	3	1	...	...	...	...
A126	Spina bifida	M	2	2	...	...	...	...	...	...	...	...	...	...	...	...	...	...	...	...	...	...	...	...	...	...
		F	4	4	...	...	...	...	...	...	...	...	...	...	...	...	...	...	...	...	...	...	...	...	...	...
A127	Congenital anomalies of heart	M	37	24	2	1	1	...	1	1	3	1	1	...	...	...	...	...	...	2	...	...	...	...	...	...
		F	25	17	2	2	...	...	1	1	1	...	1	...	...	...	...	...	...	...	...	...	...	...	...	...
A128	Other congenital anomalies of circulatory system	M	7	4	...	...	1	...	1	...	1	...	...	...	...	...	...	...	...	...	...	...	...	...	...	...
		F	9	5	...	...	...	...	...	...	1	...	...	...	...	...	...	...	1	...	2	...	...	...	...	...
A129	Cleft palate and cleft lip	M	1	...	...	...	...	...	...	...	...	...	...	...	...	...	...	...	...	...	...	...	...	...	...	
A130	All other congenital anomalies	M	49	38	...	1	...	...	2	...	1	...	...	1	1	1	1	...	2	...	...	...	1	...	...	...
		F	33	22	1	1	1	...	2	1	...	...	...	...	...	1	1	...	1	...	1	1	...	...	...	...
	XV. Certain causes of perinatal mortality	T	229	229	...	...	...	...	...	...	...	...	...	...	...	...	...	...	...	...	...	...	...	...	...	...
		M	138	138	...	...	...	...	...	...	...	...	...	...	...	...	...	...	...	...	...	...	...	...	...	...
		F	91	91	...	...	...	...	...	...	...	...	...	...	...	...	...	...	...	...	...	...	...	...	...	...
A131	Birth injury and difficult labour	M	12	12	...	...	...	...	...	...	...	...	...	...	...	...	...	...	...	...	...	...	...	...	...	...
		F	8	8	...	...	...	...	...	...	...	...	...	...	...	...	...	...	...	...	...	...	...	...	...	...

NOTE—Cause of death adjustments resulting from medical coder's queries are not reflected in this table. *See* Introduction.

TABLE 56—DEATHS BY CAUSE (INTERMEDIATE LIST), SEX, AND AGE, BRITISH COLUMBIA, 1976—*Continued*

Intermediate International List No.	Cause of Death		Total	Age: Under 1 Year	1 Year	2 Years	3 Years	4 Years	5 – 9 Years	10 – 14 Years	15 – 19 Years	20 – 24 Years	25 – 29 Years	30 – 34 Years	35 – 39 Years	40 – 44 Years	45 – 49 Years	50 – 54 Years	55 – 59 Years	60 – 64 Years	65 – 69 Years	70 – 74 Years	75 – 79 Years	80 – 84 Years	85 and Over	Not Stated
A132	Conditions of placenta and cord	M	14	14	...	...	...	...	...	...	...	...	...	...	...	...	...	...	...	...	...	...	...	...	...	...
		F	8	8	...	...	...	...	...	...	...	...	...	...	...	...	...	...	...	...	...	...	...	...	...	...
A133	Haemolytic disease of newborn	M	1	1	...	...	...	...	...	...	...	...	...	...	...	...	...	...	...	...	...	...	...	...	...	...
		F	2	2	...	...	...	...	...	...	...	...	...	...	...	...	...	...	...	...	...	...	...	...	...	...
A134	Anoxic and hypoxic conditions not elsewhere classified	M	63	63	...	...	...	...	...	...	...	...	...	...	...	...	...	...	...	...	...	...	...	...	...	...
		F	33	33	...	...	...	...	...	...	...	...	...	...	...	...	...	...	...	...	...	...	...	...	...	...
A135	Other causes of perinatal morbidity and mortality	M	48	48	...	...	...	...	...	...	...	...	...	...	...	...	...	...	...	...	...	...	...	...	...	...
		F	40	40	...	...	...	...	...	...	...	...	...	...	...	...	...	...	...	...	...	...	...	...	...	...
	XVI. Symptoms and ill-defined conditions	T	114	67	1	...	...	...	...	...	...	...	1	...	...	2	1	...	1	3	5	4	2	6	20	1
		M	60	34	...	...	...	...	...	...	...	...	1	...	...	2	...	...	1	3	4	4	1	3	6	1
		F	54	33	1	...	...	...	...	...	...	...	...	...	...	...	1	...	...	...	1	...	1	3	14	...
A136	Senility without mention of psychosis	M	4	...	...	...	...	...	...	...	...	...	...	...	...	...	...	...	...	...	...	...	1	1	2	...
		F	8	...	...	...	...	...	...	...	...	...	...	...	...	...	...	...	...	...	...	...	...	...	8	...
A137	Symptoms and other ill-defined conditions	M	56	34	...	...	...	...	...	...	...	...	1	...	...	2	...	...	1	3	4	4	...	2	4	1
		F	46	33	1	...	...	...	...	...	...	...	...	...	...	...	1	...	...	...	1	...	1	3	6	...
	XVII. Accidents, poisonings, and violence (classification according to external cause)	T	2,071	17	13	14	10	15	35	50	237	257	178	124	96	132	132	121	125	110	88	77	64	65	109	2
		M	1,436	11	6	10	6	11	19	38	177	204	146	83	62	97	101	89	83	77	59	47	34	30	44	2
		F	635	6	7	4	4	4	16	12	60	53	32	41	34	35	31	32	42	33	29	30	30	35	65	...
AE138	Motor-vehicle accidents	M	462	2	2	2	...	5	6	14	108	102	50	24	21	23	20	17	14	15	17	10	2	3	5	...
		F	176	2	1	...	2	2	7	4	41	22	12	6	7	7	8	9	8	8	7	8	6	6	3	...
(a)	Traffic (E810 – E819)	M	448	2	2	1	...	5	6	14	106	100	49	21	18	23	20	16	14	14	17	10	2	3	5	...
		F	174	2	...	...	2	2	7	4	40	22	12	6	7	7	8	9	8	8	7	8	6	6	3	...
(b)	Non-traffic (E820 – E823)	M	14	...	...	1	...	...	...	...	2	2	1	3	3	...	...	1	...	1	...	...	...	...	...	...
		F	2	...	1	...	...	...	...	...	1	...	...	...	...	...	...	...	...	...	...	...	...	...	...	...
AE139	Other transport accidents	M	75	...	...	...	...	1	...	3	5	9	15	9	5	9	4	2	3	4	2	2	1	...	...	1
		F	10	...	...	...	...	...	1	1	1	2	...	1	1	1	...	2	...	...	...	...	...	...	...	...
(a)	Drownings involving small boats (E830.0, E832.0)	M	25	...	...	...	...	...	...	...	3	4	4	4	2	1	1	...	2	2	1	1	...	...	...	...
		F	2	...	...	...	...	...	...	...	...	...	...	1	1	...	...	...	...	...	...	...	...	...	...	...
(b)	Drownings involving other watercraft (E830.1 – E830.9, E832.1 – E832.9)	M	9	...	...	...	...	...	...	...	...	...	...	2	1	2	1	...	...	1	1	...	...	...	...	1
(c)	Other transport	M	41	...	...	...	...	1	...	3	2	5	11	3	2	6	2	2	1	1	...	1	1	...	...	...
		F	8	...	...	...	...	...	1	1	1	2	...	...	...	1	...	2	...	...	...	...	...	...	...	...
AE140	Accidental poisoning	M	103	...	1	...	...	...	...	1	2	14	4	5	9	10	14	11	16	11	2	1	...	2	...	...
		F	44	...	...	...	...	...	...	2	1	4	1	5	6	3	3	2	5	6	3	1	1	...	1	...

NOTE—Cause of death adjustments resulting from medical coder's queries are not reflected in this table. *See* Introduction.

AE141	Accidental falls	M	143	...	...	...	...	...	...	...	7	4	3	1	2	3	5	4	13	10	11	13	16	18	33	...
		F	126	...	3	...	...	1	...	...	...	1	2	1	...	2	1	2	4	3	7	6	13	23	57	...
AE142	Accidents caused by fires	M	62	1	...	1	1	2	4	4	1	7	6	5	2	4	1	4	5	4	4	1	3	...	2	...
		F	23	...	1	...	...	...	...	1	...	2	1	3	1	1	...	1	2	4	2	3	...	1	...	...
AE143	Accidental drowning	M	66	1	2	5	2	3	5	5	5	2	5	2	4	6	3	3	3	5	1	1	3	...	...	...
		F	20	1	...	2	1	...	2	...	2	...	1	1	1	...	...	1	4	...	1	2	...	...	1	...
AE144	Accidents caused by firearm missiles	M	5	...	...	...	...	...	...	1	2	...	...	...	...	...	...	...	...	1	1	...	...	...	...	...
AE145	Accidents mainly of industrial type	M	79	...	...	1	2	...	2	2	10	13	7	7	5	3	7	11	3	3	2	1	...	...	...	...
		F	6	...	1	...	...	...	2	1	...	...	...	...	...	...	...	...	...	...	1	...	...	1	...	...
AE146	All other accidents	M	55	6	1	...	...	...	...	3	4	2	4	4	...	4	3	3	3	3	3	6	1	1	4	...
		F	29	2	...	1	1	...	1	...	1	3	1	1	...	2	...	1	1	...	4	4	4	...	2	...
AE147	Suicide	M	280	...	...	...	...	...	...	3	29	40	35	16	9	26	35	29	15	15	10	10	7	1	...	...
		F	124	...	...	...	...	...	...	...	7	17	9	15	8	11	14	8	7	1	6	4	3	...	...	
AE148	Homicide; legal intervention	M	52	1	...	1	1	...	2	...	2	4	9	5	3	5	4	3	4	3	2	1	1	1	...	...
		F	34	1	1	1	...	...	3	1	4	...	3	4	6	3	1	1	1	3	...	...	...	1	...	...
AE149	Injury undetermined if accidentally or purposely inflicted	M	52	...	...	...	...	...	...	2	2	7	8	5	2	4	5	2	4	3	4	1	...	2	...	1
		F	43	...	...	...	...	1	...	2	3	2	2	4	4	5	4	5	3	2	3	...	2	...	1	...
AE150	Injuries resulting from operations of war	M	2	...	...	...	...	...	...	...	...	...	...	...	...	...	...	...	...	...	...	...	...	2	...	...
	NXVII. Accidents, poisonings, and violence (classified according to nature of injury)	T	2,071	17	13	14	10	15	35	50	237	257	178	124	96	132	132	121	125	110	88	77	64	65	109	2
		M	1,436	11	6	10	6	11	19	38	177	204	146	83	62	97	101	89	83	77	59	47	34	30	44	2
		F	635	6	7	4	4	4	16	12	60	53	32	41	34	35	31	32	42	33	29	30	30	35	65	...
AN138	Fracture of skull	M	245	2	2	1	2	2	6	8	46	47	30	9	11	11	14	10	10	9	8	8	3	4	2	...
		F	82	2	1	...	1	2	2	6	13	14	6	5	1	6	1	1	4	4	2	4	3	2	2	...
AN139	Fracture of spine and trunk	M	46	...	...	...	...	...	...	1	7	2	3	5	1	3	1	1	3	2	2	7	2	5	1	...
		F	39	...	...	...	...	...	2	...	2	3	1	...	4	...	1	1	...	...	...	4	4	6	11	...
AN140	Fracture of limbs	M	66	...	...	...	...	...	...	...	...	1	...	...	1	1	...	1	2	2	4	3	12	7	32	...
		F	77	...	...	...	...	...	...	...	...	...	...	...	...	...	...	...	1	1	3	2	10	16	44	...
AN141	Dislocation without fracture	M	3	...	...	...	...	...	...	...	...	...	1	...	...	1	...	...	...	...	...	1	...	...	...	...
		F	1	...	...	...	...	...	...	...	...	...	...	...	...	...	...	1	...	...	...	...	...	...	...	...
AN143	Intracranial injury exluding skull fracture	M	203	...	...	...	...	1	...	3	31	39	16	14	8	13	17	14	11	13	8	7	4	3	1	...
		F	56	...	4	1	...	1	3	...	9	5	4	4	...	4	2	2	...	3	7	1	2	2	2	...
AN144	Internal injury of chest, abdomen, and pelvis	M	309	...	...	1	1	2	3	9	56	54	40	17	16	17	18	21	9	17	11	7	3	4	3	...
		F	95	...	...	...	...	...	2	2	21	10	4	3	8	8	6	7	8	6	3	2	2	3	...	...
AN145	Laceration and open wound	M	16	...	...	...	...	...	...	...	...	2	3	...	...	3	1	1	2	1	2	...	1	...	...	...
		F	2	...	...	...	...	...	...	...	...	...	...	...	...	...	...	1	...	...	...	...	...	1	...	
AN146	Superficial injury, contusion, and crushing with intact skin surface	M	1	...	...	...	...	...	...	...	...	...	...	...	...	...	...	...	...	...	1	...	...	...	...	...
AN147	Foreign body entering through orifice	M	18	4	...	...	...	...	...	...	1	1	2	...	...	...	1	2	2	1	1	3	...	...	...	...
		F	13	2	...	...	...	...	...	...	1	1	1	1	...	1	...	...	...	...	1	2	2	...	1	...
AN148	Burn	M	41	...	...	1	...	...	...	3	2	3	5	2	2	1	...	7	4	2	2	1	4	...	2	...
		F	17	...	...	...	...	...	2	...	...	2	...	4	1	...	...	1	1	3	...	1	...	2	...	...
AN149	Adverse effects of chemical substances	M	227	1	1	1	1	2	4	2	7	30	18	14	12	23	31	18	25	17	11	4	...	5	...	...
		F	167	...	1	...	...	...	...	2	6	12	11	18	16	16	17	15	18	12	8	6	5	2	2	...
AN150	All other and unspecified effects of external causes	M	261	4	3	6	2	4	6	12	27	25	28	22	11	24	18	14	15	13	9	6	5	2	3	2
		F	86	2	1	3	3	1	5	2	8	6	5	6	4	...	4	4	9	4	5	8	2	2	2	...

NOTE—Cause of death adjustments resulting from medical coder's queries are not reflected in this table. *See* Introduction.

TABLE 57—DEATHS BY CAUSE (INTERMEDIATE LIST), SEX, MARITAL STATUS, AND AGE, BRITISH COLUMBIA, 1976

Intermediate International List No.	Cause of Death		Total	Under 15 Yrs.	15 Years and Over																		Marital Status Not Stated
					Single						Married						Widowed or Divorced						
					Total	15 – 24 Yrs.	25 – 44 Yrs.	45 – 64 Yrs.	65 – 74 Yrs.	75 Yrs. and Over	Total	15 – 24 Yrs.	25 – 44 Yrs.	45 – 64 Yrs.	65 – 74 Yrs.	75 Yrs. and Over	Total	15 – 24 Yrs.	25 – 44 Yrs.	45 – 64 Yrs.	65 – 74 Yrs.	75 Yrs. and Over	
	All causes	T	18,788	750	2,345	534	267	449	362	733	8,930	64	617	2,871	2,486	2,892	6,710	1	110	690	1,034	4,875	53
		M	10,947	443	1,769	407	214	372	286	490	6,357	37	390	1,872	1,825	2,233	2,331	1	70	338	380	1,542	47
		F	7,841	307	576	127	53	77	76	243	2,573	27	227	999	661	659	4,379	...	40	352	654	3,333	6
	I. Infective and parasitic diseases	T	101	15	11	...	1	5	3	2	40	1	2	21	7	9	35	...	1	8	5	21	
		M	51	9	9	...	1	4	2	2	20	...	1	8	5	6	13	...	1	4	1	7	...
		F	50	6	2	...	...	1	1	...	20	1	1	13	2	3	22	...	...	4	4	14	...
A5	Enteritis and other diarrhoeal diseases	M	15	3	3	...	...	1	1	1	6	...	...	3	1	2	3	...	1	...	...	2	...
		F	14	1	1	...	...	...	1	...	7	...	1	4	1	1	5	...	...	...	...	5	...
A6	Tuberculosis of respiratory system	M	19	...	5	...	1	2	1	1	8	...	...	2	3	3	6	...	...	1	1	4	...
		F	4	...	...	...	...	...	...	...	2	...	...	2	...	...	2	...	...	2	...	...	...
A7	Tuberculosis of meninges and central nervous system	F	1	...	...	...	...	...	...	...	1	...	...	1	...	...	...	...	...	...	...	...	...
A9	Tuberculosis of bones and joints	F	1	...	...	...	...	...	...	...	...	...	...	...	...	...	1	...	...	...	1	...	...
A10	Other tuberculosis including late effects	M	1	...	...	...	...	...	...	...	...	...	...	...	...	...	1	...	...	...	...	1	...
		F	6	...	...	...	...	...	...	...	1	...	...	1	...	...	5	...	...	2	2	1	...
A12	Anthrax	F	1	...	...	...	...	...	...	...	...	...	...	...	...	...	1	...	...	...	...	1	...
A15	Diphtheria	M	2	...	...	...	...	...	...	...	...	...	...	...	...	...	2	...	...	2	...	...	...
		F	1	1	...	...	...	...	...	...	...	...	...	...	...	...	...	...	...	...	...	...	...
A19	Meningococcal infection	M	3	2	1	...	...	1	...	...	...	...	...	...	...	...	...	...	...	...	...	...	...
A21	Other bacterial diseases	M	4	2	...	...	...	...	...	...	1	...	...	1	...	...	1	...	...	1	...	...	...
		F	5	1	...	...	...	...	...	...	3	...	...	2	1	...	1	...	...	...	...	1	...
A23	Late effects of acute poliomyelitis	M	2	...	...	...	...	...	...	...	2	...	1	1	...	...	...	...	...	...	...	...	...
		F	2	...	...	...	...	...	...	...	2	...	...	2	...	...	...	...	...	...	...	...	...
A27	Viral encephalitis	M	1	1	...	...	...	...	...	...	...	...	...	...	...	...	...	...	...	...	...	...	...
		F	1	1	...	...	...	...	...	...	...	...	...	...	...	...	...	...	...	...	...	...	...
A28	Infectious hepatitis	M	1	...	...	...	...	...	...	...	1	...	...	1	...	...	...	...	...	...	...	...	...
		F	3	...	...	...	...	...	...	...	3	1	...	...	...	2	...	...	...	...	...	...	...
A29	Other viral diseases	M	2	1	...	...	...	...	...	...	1	...	...	1	...	...	...	...	...	...	...	...	...
		F	7	2	1	...	...	1	...	...	1	...	...	1	...	...	3	...	...	...	...	3	...
A36	Syphilis of central nervous system	M	1	...	...	...	...	...	...	...	1	...	...	...	...	1	...	...	...	...	...	...	...
		F	1	...	...	...	...	...	...	...	...	...	...	...	...	...	1	...	...	...	...	1	...
A37	Other syphilis	F	1	...	...	...	...	...	...	...	...	...	...	...	...	...	1	...	...	...	...	1	...
A43	Other helminthiases	F	1	...	...	...	...	...	...	...	...	...	...	...	...	...	1	...	...	...	1	...	...
A44	All other infective and parasitic diseases	F	1	...	...	...	...	...	...	...	...	...	...	...	...	...	1	...	...	...	...	1	...
	II. Neoplasms	T	3,963	33	338	38	20	94	71	115	2,441	3	136	976	754	572	1,148	...	4	199	286	659	3
		M	2,207	18	234	27	12	62	55	78	1,586	1	74	527	525	459	368	...	2	60	88	218	1
		F	1,756	15	104	11	8	32	16	37	855	2	62	449	229	113	780	...	2	139	198	441	2

	Malignant neoplasms	M	2,184	14	232	27	12	61	54	78	1,574	1	74	523	524	452	363	...	2	59	87	215	1
		F	1,732	14	103	11	7	32	16	37	841	2	60	444	226	109	772	...	2	138	196	436	2
A45	Malignant neoplasm of buccal cavity and pharynx	M	44	...	8	...	...	5	...	3	28	...	3	14	5	6	8	...	...	1	3	4	...
		F	16	1	2	...	...	1	...	1	4	...	...	2	1	1	9	...	...	2	2	5	...
A46	Malignant neoplasm of oesophagus	M	45	...	3	...	...	1	...	2	36	...	1	13	13	9	6	...	...	3	...	3	...
		F	29	...	...	...	...	...	...	...	18	...	...	10	4	4	11	...	...	1	5	5	...
A47	Malignant neoplasm of stomach	M	145	...	13	...	...	4	...	9	104	...	3	34	34	33	28	...	...	5	8	15	...
		F	98	...	3	...	...	...	1	2	46	...	2	18	14	12	49	...	...	2	12	35	...
A48	Malignant neoplasm of intestine, except rectum	M	183	...	19	...	1	4	6	8	138	...	7	40	44	47	26	...	...	2	8	16	...
		F	198	...	14	...	...	6	1	7	75	...	6	35	23	11	108	...	...	10	27	71	1
A49	Malignant neoplasm of rectum and rectosigmoid junction	M	92	...	10	...	...	4	2	4	61	...	1	17	20	23	21	...	...	...	3	18	...
		F	65	...	2	...	...	1	...	1	24	...	...	10	7	7	39	...	...	3	9	27	...
A50	Malignant neoplasm of larynx	M	17	...	3	...	1	...	...	2	9	...	...	5	2	2	5	...	...	2	2	1	...
		F	2	...	...	...	...	...	...	...	...	...	...	...	...	...	2	...	...	...	1	1	...
A51	Malignant neoplasm of trachea, bronchus, and lung	M	707	...	80	...	...	27	35	18	527	...	12	196	211	108	100	...	1	27	34	38	...
		F	193	...	9	...	...	3	3	3	94	1	9	53	26	5	90	...	1	22	30	37	...
A52	Malignant neoplasm of bone	M	11	...	4	3	...	1	...	...	6	...	2	1	3	...	1	...	...	...	...	1	...
		F	8	1	2	2	...	...	...	...	3	...	...	2	...	1	2	...	...	...	2	...	...
A53	Malignant neoplasm of skin	M	15	...	4	2	1	1	...	...	9	...	3	3	2	1	2	...	...	1	...	1	...
		F	21	...	2	...	1	...	...	1	12	1	3	6	1	1	7	...	...	3	1	3	...
A54	Malignant neoplasm of breast	M	1	...	...	...	...	...	...	...	1	...	1	...	...	...	...	...	...	...	...	...	...
		F	352	...	21	...	3	7	3	8	205	...	16	122	49	18	125	...	...	31	32	62	1
A55	Malignant neoplasm of cervix uteri	F	47	...	...	...	...	...	...	...	21	...	5	12	3	1	26	...	...	10	7...	9	...
A56	Other malignant neoplasm of uterus	F	53	...	3	...	...	2	1	...	30	...	2	14	8	6	20	...	...	4	3	13	...
A57	Malignant neoplasm of prostate	M	235	...	19	...	...	1	3	15	157	...	...	24	40	93	59	...	...	6	6	47	...
A58	Malignant neoplasm of other and unspecified sites	M	474	6	41	8	4	10	6	13	356	1	20	129	108	98	70	...	1	9	18	42	1
		F	508	6	28	4	2	8	6	8	244	...	14	130	67	33	230	...	1	45	51	133	...
(a)	Digestive organs and peritoneum (155 – 159)	M	175	...	12	...	1	6	2	3	139	...	4	52	46	37	24	...	...	3	6	15	...
		F	153	...	6	...	...	2	3	1	65	...	1	32	24	8	82	...	1	13	25	43	...
(b)	Respiratory organs (160, 163)	M	9	...	2	...	...	...	...	2	6	...	...	3	2	1	1	...	...	...	...	1	...
		F	4	...	...	...	...	...	...	...	1	...	...	1	...	...	3	...	...	1	1	1	...
(c)	Connective and other soft tissue (171)	M	7	...	1	1	...	...	...	...	6	...	3	1	1	1	...	...	...	...	...	...	...
		F	6	1	1	1	...	...	...	...	4	...	2	2	...	...	...	...	...	...	...	...	...
(d)	Ovary, fallopian tube, and broad ligament (183)	F	123	...	10	...	1	5	2	2	71	...	5	42	16	8	42	...	...	12	7	23	...
(e)	Other and unspecified female genital organs (184)	F	8	...	1	...	...	1	...	...	2	...	...	1	1	...	5	...	...	...	...	5	...
(f)	Other male genital organs (186, 187)	M	9	...	2	2	...	...	...	...	6	1	4	...	1	...	1	...	1	...	...	...	...
(g)	Bladder (188)	M	74	...	3	...	...	1	1	1	48	...	...	9	14	25	22	...	...	1	6	15	1
		F	28	...	1	...	...	...	...	1	12	...	...	4	4	4	15	...	...	...	2	13	...
(h)	Other and unspecified urinary organs (189)	M	52	...	2	...	...	2	...	...	45	...	...	19	15	11	5	...	...	...	3	2	...
		F	30	...	1	...	...	...	...	1	13	...	...	6	5	2	16	...	...	3	8	5	...
(i)	Brain and nervous system (191, 192)	M	59	6	11	5	3	1	1	1	38	...	5	21	7	5	4	...	...	3	...	1	...
		F	48	5	4	3	1	...	...	...	30	...	4	20	4	2	9	...	...	4	3	2	...
(j)	Other	M	89	...	8	...	...	...	2	6	68	...	4	24	22	18	13	...	...	2	3	8	...
		F	108	...	4	...	...	...	1	3	46	...	2	22	13	9	58	...	...	12	5	41	...
A59	Leukaemia	M	81	6	9	8	1	...	...	...	51	...	6	13	19	13	15	...	...	...	3	12	...
		F	47	5	7	3	...	2	...	2	17	...	1	9	4	3	18	...	...	1	5	12	...
A60	Other neoplasms of lymphatic and haemotopoietic tissue	M	134	2	19	6	4	3	2	4	91	...	15	34	23	19	22	...	...	3	2	17	...
		F	95	1	10	2	1	2	1	4	48	...	2	21	19	6	36	...	...	4	9	23	...
(a)	Hodgkin's disease (201)	M	21	...	5	3	2	...	...	...	12	...	7	1	1	3	4	...	...	...	...	4	...
		F	11	1	...	...	...	...	...	...	4	...	...	2	1	1	6	...	...	...	4	2	...

NOTE—Cause of death adjustments resulting from medical coder's queries are not reflected in this table. *See* Introduction.

TABLE 57—DEATHS BY CAUSE (INTERMEDIATE LIST), SEX, MARITAL STATUS, AND AGE, BRITISH COLUMBIA, 1976—*Continued*

Intermediate International List No.	Cause of Death		Total	Under 15 Yrs.	15 Years and Over																			
					Single						Married						Widowed or Divorced						Marital Status Not Stated
					Total	15 – 24 Yrs.	25 – 44 Yrs.	45 – 64 Yrs.	65 – 74 Yrs.	75 Yrs. and Over	Total	15 – 24 Yrs.	25 – 44 Yrs.	45 – 64 Yrs.	65 – 74 Yrs.	75 Yrs. and Over	Total	15 – 24 Yrs.	25 – 44 Yrs.	45 – 64 Yrs.	65 – 74 Yrs.	75 Yrs. and Over	
(b)	Other	M	113	2	14	3	2	3	2	4	79	...	8	33	22	16	18	...	...	3	2	13	...
		F	84	...	10	2	1	2	1	4	44	...	2	19	18	5	30	...	...	4	5	21	...
A61	Benign neoplasms and neoplasm of a unspecified nature	M	23	4	2	...	...	1	1	...	12	...	...	4	1	7	5	...	...	1	1	3	...
		F	24	1	1	...	1	...	...	...	14	...	2	5	3	4	8	...	...	1	2	5	...
	III. Endocrine, nutritional and metabolic diseases	T	297	13	28	4	2	7	7	8	151	1	8	41	50	51	105	...	4	10	15	76	...
		M	149	7	20	1	1	7	5	6	92	...	5	22	27	38	30	...	...	4	5	21	...
		F	148	6	8	3	1	...	2	2	59	1	3	19	23	13	75	...	4	6	10	55	...
A62	Non-toxic goitre	F	1	...	1	...	1	...	...	...	...	...	...	...	...	...	...	...	...	...	...	...	...
A63	Thyrotoxicosis with or without goitre	F	2	...	...	...	...	...	...	...	2	...	1	...	1	...	...	...	...	...	...	...	...
A64	Diabetes mellitus	M	119	2	14	...	1	6	4	3	76	...	3	16	22	35	27	...	...	4	5	18	...
		F	114	...	5	1	...	...	2	2	46	1	...	14	18	13	63	...	2	5	9	47	...
A65	Nutritional deficiency states	M	9	...	4	...	...	1	...	3	3	...	...	1	...	2	2	...	...	...	...	2	...
		F	8	...	...	...	...	...	...	...	1	...	1	...	...	...	7	...	...	...	1	6	...
A66	Other endocrine and metabolic diseases	M	21	5	2	1	...	...	1	...	13	...	2	5	5	1	1	...	...	...	...	1	...
		F	23	6	2	2	...	...	...	...	10	...	1	5	4	...	5	...	2	1	...	2	...
	IV. Diseases of blood and blood-forming organs	T	44	1	6	...	...	...	1	5	17	...	1	4	5	7	20	...	...	1	3	16	...
		M	25	...	4	...	...	...	...	4	13	...	...	2	5	6	8	...	...	...	...	8	...
		F	19	1	2	...	...	...	1	1	4	...	1	2	...	1	12	...	...	1	3	8	...
A67	Anaemias	M	17	...	2	...	...	...	...	2	9	...	...	1	4	4	6	...	...	...	...	6	...
		F	13	...	2	...	...	...	1	1	1	...	...	...	...	1	10	...	...	...	3	7	...
A68	Other diseases of blood and blood-forming organs	M	8	...	2	...	...	...	...	2	4	...	...	1	1	2	2	...	...	...	...	2	...
		F	6	1	...	...	...	...	...	...	3	...	1	2	...	...	2	...	...	1	...	1	...
	V. Mental disorders	T	159	1	32	5	9	12	4	2	76	...	13	26	24	13	50	...	4	14	6	26	...
		M	90	...	27	4	7	10	4	2	42	...	8	10	17	7	21	...	3	11	4	3	...
		F	69	1	5	1	2	2	...	...	34	...	5	16	7	6	29	...	1	3	2	23	...
A69	Psychoses	M	13	...	2	...	1	1	...	...	9	...	...	1	6	2	2	...	...	...	1	1	...
		F	25	...	2	...	...	2	...	...	9	...	...	3	4	2	14	...	...	...	...	14	...
A70	Neuroses, personality disorders, and other non-psychotic mental disorders	M	75	...	23	3	5	9	4	2	33	...	8	9	11	5	19	...	3	11	3	2	...
		F	43	1	2	1	1	...	...	...	25	...	5	13	3	4	15	...	1	3	2	9	...
A71	Mental retardation	M	2	...	2	1	1	...	...	...	...	...	...	...	...	...	...	...	...	...	...	...	...
		F	1	...	1	...	1	...	...	...	...	...	...	...	...	...	...	...	...	...	...	...	...

	VI. Diseases of the nervous system and sense organs	T	244	24	52	16	14	13	7	2	117	2	3	43	37	32	51	...	1	5	13	32	...
		M	144	14	37	11	9	9	7	1	76	...	2	26	25	23	17	...	1	2	2	12	...
		F	100	10	15	5	5	4	...	1	41	2	1	17	12	9	34	...	...	3	11	20	...
A72	Meningitis	M	13	5	4	...	1	2	...	1	4	...	...	2	1	1	...	...	...	...	...	...	...
		F	4	2	1	...	...	1	...	...	1	...	...	1	...	...	...	...	...	...	...	...	...
A73	Multiple sclerosis	M	11	...	2	...	...	2	...	...	8	...	...	7	...	1	1	...	...	1	...	...	...
		F	14	...	2	...	2	...	...	...	7	...	1	5	1	...	5	...	...	1	3	1	...
A74	Epilepsy	M	16	...	11	6	3	2	...	...	2	...	1	1	...	...	3	...	1	1	...	1	...
		F	13	2	5	4	...	1	...	...	5	2	...	3	...	...	1	...	...	1	...	...	...
A76	Cataract	M	1	...	...	...	...	...	...	...	1	...	...	1	...	...	...	...	...	...	...	...	...
A79	Other diseases of nervous system and sense organs	M	103	9	20	5	5	3	7	...	61	...	1	15	24	21	13	...	...	...	2	11	...
		F	69	6	7	1	3	2	...	1	28	...	...	8	11	9	28	...	...	1	8	19	...
	VII. Diseases of the circulatory system	T	8,975	10	788	8	26	140	191	423	4,185	3	97	1,103	1,228	1,754	3,970	...	15	250	511	3,194	22
		M	5,060	6	571	4	23	122	149	273	3,168	2	70	845	938	1,313	1,295	...	9	134	191	961	20
		F	3,915	4	217	4	3	18	42	150	1,017	1	27	258	290	441	2,675	...	6	116	320	2,233	2
A81	Chronic rheumatic heart disease	M	76	...	5	...	1	3	1	...	56	1	2	22	17	14	15	...	...	7	4	4	...
		F	91	...	8	...	1	1	4	2	44	...	5	26	9	4	39	...	...	6	12	21	...
A82	Hypertensive disease	M	63	...	8	...	1	1	1	5	35	...	...	10	8	17	20	...	...	2	3	15	...
		F	72	...	4	...	...	...	2	2	20	...	...	5	6	9	48	...	...	4	7	37	...
(a)	With heart involvement (400.1, 400.9, 402, 404)	M	34	...	4	...	...	1	...	3	23	...	...	7	4	12	7	...	...	2	1	4	...
		F	43	...	4	...	...	...	2	2	16	...	...	4	4	8	23	...	...	4	...	19	...
(b)	Other	M	29	...	4	...	1	...	1	2	12	...	...	3	4	5	13	...	...	...	2	11	...
		F	29	...	...	...	...	...	...	...	4	...	...	1	2	1	25	...	...	...	7	18	...
A83	Ischaemic heart disease	M	3,470	...	396	...	13	86	112	185	2,236	1	46	664	704	821	824	...	7	108	135	574	14
		F	2,230	...	112	...	...	9	26	77	574	...	6	132	180	256	1,543	...	1	57	188	1,297	1
A84	Other forms of heart disease	M	181	1	30	2	3	8	5	12	91	...	6	22	19	44	58	...	...	4	9	45	1
		F	129	3	8	2	1	1	1	3	26	...	4	11	2	9	92	...	...	8	8	76	...
A85	Cerebrovascular disease	M	837	4	85	1	3	13	17	51	503	...	11	75	125	292	241	...	1	8	25	207	4
		F	1,062	1	67	2	1	6	9	49	280	...	9	64	80	127	713	...	4	30	81	598	1
A86	Diseases of arteries, arterioles, and capillaries	M	377	1	37	1	1	7	9	19	214	...	3	43	56	112	124	...	1	4	13	106	1
		F	288	...	17	...	...	1	...	16	55	1	3	10	10	31	216	...	...	7	22	187	...
A87	Venous thrombosis and embolism	M	49	...	8	...	1	3	3	1	30	...	2	9	9	10	11	...	...	1	2	8	...
		F	37	...	1	...	...	...	...	1	16	...	...	10	2	4	20	...	1	4	2	13	...
A88	Other diseases of circulatory system	M	7	...	2	...	...	1	1	...	3	...	...	...	...	3	2	...	...	...	...	2	...
		F	6	...	...	...	...	...	...	...	2	...	...	...	1	1	4	...	...	...	...	4	...
	VIII. Diseases of the respiratory system	T	1,285	46	176	7	6	36	33	94	535	...	11	107	157	260	518	...	1	31	61	425	10
		M	826	23	137	6	5	27	28	71	432	...	5	71	130	226	224	...	1	18	29	176	10
		F	459	23	39	1	1	9	5	23	103	...	6	36	27	34	294	...	...	13	32	249	...
A89	Acute respiratory infections	M	10	2	3	1	1	...	...	1	3	...	...	3	...	...	2	...	...	1	...	1	...
		F	8	4	2	...	...	...	...	2	2	...	1	...	1	...	...	...	...	...	...	...	...
A90	Influenza	M	105	1	23	1	...	2	4	16	46	...	...	4	8	34	34	...	...	...	1	33	1
		F	119	2	13	...	...	1	3	9	14	...	...	3	...	11	90	...	...	1	1	88	...
A91	Viral pneumonia	M	6	1	1	...	...	...	1	...	3	...	1	1	...	1	1	...	...	...	1	...	...
		F	11	2	...	...	...	...	...	...	1	...	...	...	1	...	8	...	...	...	...	8	...
A92	Other pneumonia	M	224	13	38	2	1	6	8	21	96	...	3	14	14	65	73	...	1	1	7	64	4

NOTE—Cause of death adjustments resulting from medical coder's queries are not reflected in this table. *See* Introduction.

TABLE 57—DEATHS BY CAUSE (INTERMEDIATE LIST), SEX, MARITAL STATUS, AND AGE, BRITISH COLUMBIA, 1976—*Continued*

Intermediate International List No.	Cause of Death		Total	Under 15 Yrs.	15 Years and Over																			
					Single						Married						Widowed or Divorced						Marital Status Not Stated
					Total	15–24 Yrs.	25–44 Yrs.	45–64 Yrs.	65–74 Yrs.	75 Yrs. and Over	Total	15–24 Yrs.	25–44 Yrs.	45–64 Yrs.	65–74 Yrs.	75 Yrs. and Over	Total	15–24 Yrs.	25–44 Yrs.	45–64 Yrs.	65–74 Yrs.	75 Yrs. and Over	
A93	Bronchitis, emphysema, and asthma	M	264	...	43	1	1	12	10	19	156	...	...	28	60	68	63	...	...	11	9	43	2
		F	95	2	7	1	...	2	1	3	36	...	4	13	14	5	50	...	...	7	17	26	...
A95	Empyema and abscess of lung	M	8	...	4	...	...	2	...	2	2	...	...	1	...	1	2	...	...	1	...	1	...
		F	2	1	1	...	...	1	...	...	...	...	...	...	...	...	...	...	...	...	...	...	...
A96	Other diseases of respiratory system	M	209	6	25	1	2	5	5	12	126	...	1	20	48	57	49	...	...	4	11	34	3
		F	75	5	4	...	...	2	...	2	28	...	...	16	3	9	38	...	...	3	8	27	...
	IX. Diseases of the digestive system	T	831	11	115	4	19	44	19	29	397	...	28	194	93	82	305	...	17	70	66	152	3
		M	497	9	90	1	12	43	15	19	271	...	15	128	64	64	125	...	9	40	32	44	2
		F	334	2	25	3	7	1	4	10	126	...	13	66	29	18	180	...	8	30	34	108	
A97	Diseases of teeth and supporting structures	M	1	...	...	...	...	...	...	...	1	...	...	...	...	1	...	...	...	...	...	...	...
A98	Peptic ulcer	M	57	1	9	...	...	5	2	2	23	...	1	8	2	12	24	...	...	2	7	15	...
		F	36	...	2	...	1	...	...	1	14	...	...	5	5	4	20	...	1	3	1	15	...
A99	Gastritis and duodenitis	F	4	...	2	1	...	...	...	1	...	...	...	...	...	...	2	...	...	1	...	1	...
A100	Appendicitis	F	4	...	...	...	...	...	...	...	2	...	...	1	1	...	2	...	...	...	...	2	...
A101	Intestinal obstruction and hernia	M	38	3	4	...	1	...	1	2	20	...	1	4	10	5	10	...	...	...	3	7	1
		F	46	2	6	...	1	...	1	4	13	...	...	3	3	7	25	...	...	1	4	20	...
A102	Cirrhosis of liver	M	267	...	55	...	10	34	8	3	145	...	9	94	32	10	67	...	8	35	19	5	...
		F	137	...	8	...	4	1	2	1	74	...	10	47	14	3	54	...	7	21	19	7	1
A103	Cholelithiasis and cholecystitis	M	41	...	3	...	...	...	1	2	30	...	1	3	7	19	7	...	...	...	...	7	1
		F	21	...	1	...	...	...	...	1	2	...	...	2	...	...	18	...	...	1	3	14	...
A104	Other diseases of digestive system	M	93	5	19	1	1	4	3	10	52	...	3	19	13	17	17	...	1	3	3	10	...
		F	86	...	6	2	1	...	1	2	21	...	3	8	6	4	59	...	...	3	7	49	...
	X. Diseases of the genito-urinary system	T	211	5	28	2	4	3	4	15	87	...	5	23	22	37	91	...	...	6	12	73	...
		M	129	4	19	...	3	2	1	13	64	...	2	11	19	32	42	...	...	3	4	35	...
		F	82	1	9	2	1	1	3	2	23	...	3	12	3	5	49	...	...	3	8	38	...
A105	Acute nephritis	M	1	1	...	...	...	...	...	...	...	...	...	...	...	...	...	...	...	...	...	...	...
		F	2	1	...	...	...	...	...	...	...	...	...	...	...	...	1	...	...	...	...	1	...
A106	Other nephritis and nephrosis	M	33	1	4	...	1	1	...	2	23	...	2	7	9	5	5	...	...	2	1	2	...
		F	27	...	2	...	1	...	1	...	7	...	...	5	1	1	18	...	...	...	5	13	...
A107	Infections of kidney	M	19	...	2	...	1	...	...	1	6	...	...	1	2	3	11	...	...	1	...	10	...
		F	26	...	5	2	...	...	1	2	7	...	1	4	1	1	14	...	...	1	3	10	...
A108	Calculus of urinary system	M	6	...	1	...	...	...	...	1	2	...	...	1	1	...	3	...	...	...	1	2	...
		F	1	...	...	...	...	...	...	...	...	...	...	...	...	...	1	...	...	...	...	1	...
A109	Hyperplasia of prostate	M	27	...	7	...	...	...	1	6	11	...	...	...	3	8	9	...	...	...	1	8	...

A111	Other diseases of the genito-urinary system	M	43	2	5	...	1	1	...	3	22	...	...	2	4	6	14	...	...	...	1	13	...
		F	26	...	2	...	...	1	1	...	9	...	2	3	1	3	15	...	...	2	...	13	...
	XI. Complications of pregnancy, childbirth and the puerperium	F	3	...	...	...	...	...	...	...	3	...	3	...	...	...	...	...	...	...	...	...	...
A113	Haemorrhage of pregnancy and childbirth	F	1	...	...	...	...	...	...	...	1	...	1	...	...	...	...	...	...	...	...	...	...
A117	Other complications of pregnancy, childbirth and puerperium	F	2	...	...	...	...	...	...	...	2	...	2	...	...	...	...	...	...	...	...	...	...
	XII. Diseases of the skin and subcutaneous tissue	T	13	1	3	...	...	1	...	2	4	...	1	1	1	1	5	...	...	...	1	4	...
		M	8	1	1	...	...	1	...	...	4	...	1	1	1	1	2	...	...	...	1	1	...
		F	5	...	2	...	...	...	...	2	...	...	...	...	...	...	3	...	...	...	...	3	...
A119	Infections of skin and subcutaneous tissue	M	6	1	...	...	...	...	...	...	3	...	1	1	1	...	2	...	...	...	1	1	...
A120	Other diseases of skin and subcutaneous tissue	M	2	...	1	...	...	1	...	...	1	...	...	...	...	1	...	...	...	...	...	...	...
		F	5	...	2	...	...	...	...	2	...	...	...	...	...	...	3	...	...	...	...	3	...
	XIII. Diseases of the musculoskeletal system and connective tissue	T	81	...	12	2	...	4	...	6	37	1	3	16	5	12	32	...	...	3	5	24	...
		M	31	...	8	1	...	3	...	4	18	...	...	8	1	9	5	...	...	...	...	5	...
		F	50	...	4	1	...	1	...	2	19	1	3	8	4	3	27	...	...	3	5	19	...
A121	Arthritis and spondylitis	M	19	...	4	1	...	2	...	1	10	...	...	4	1	5	5	...	...	...	...	5	...
		F	29	...	2	...	...	...	...	2	6	...	...	2	2	2	21	...	...	1	4	16	...
A122	Nonarticular rheumatism and rheumatism unspecified	M	2	...	...	...	...	...	...	...	2	...	...	1	...	1	...	...	...	...	...	...	...
		F	1	...	...	...	...	...	...	...	1	...	...	1	...	...	...	...	...	...	...	...	...
A123	Osteomyelitis and periostitis	M	5	...	2	...	...	...	...	2	3	...	...	1	...	2	...	...	...	...	...	...	...
A124	Ankylosis and acquired musculoskeletal deformities	M	1	...	1	...	...	1	...	...	...	...	...	...	...	...	...	...	...	...	...	...	...
		F	2	...	...	...	...	...	...	...	...	...	...	...	...	...	2	...	...	1	...	1	...
A125	Other diseases of musculoskeletal system and connective tissue	M	4	...	1	...	...	...	...	1	3	...	...	2	...	1	...	...	...	...	...	...	...
		F	18	...	2	1	...	1	...	...	12	1	3	5	2	1	4	...	...	1	1	2	...
	XIV. Congenital anomalies	T	167	139	15	8	5	2	...	...	11	...	2	6	2	1	2	...	...	...	2	...	...
		M	96	79	13	6	5	2	...	...	4	...	...	3	...	1	...	...	...	...	...	...	...
		F	71	60	2	2	...	...	...	...	7	...	2	3	2	...	2	...	...	...	2	...	...
A126	Spina bifida	M	2	2	...	...	...	...	...	...	...	...	...	...	...	...	...	...	...	...	...	...	...
		F	4	4	...	...	...	...	...	...	...	...	...	...	...	...	...	...	...	...	...	...	...
A127	Congenital anomalies of heart	M	37	30	6	4	1	1	...	...	1	...	...	1	...	...	...	...	...	...	...	...	...
		F	25	23	1	1	...	...	...	...	1	...	1	...	...	...	...	...	...	...	...	...	...
A128	Other congenital anomalies of circulatory system	M	7	6	1	1	...	...	...	...	...	...	...	...	...	...	...	...	...	...	...	...	...
		F	9	5	1	1	...	...	...	...	3	...	...	1	2	...	...	...	...	...	...	...	...
A129	Cleft palate and cleft lip	M	1	...	1	...	1	...	...	...	...	...	...	...	...	...	...	...	...	...	...	...	...
A130	All other congenital anomalies	M	49	41	5	1	3	1	...	...	3	...	...	2	...	1	...	...	...	...	...	...	...
		F	33	28	...	...	...	...	...	...	3	...	1	2	...	...	2	...	...	...	2	...	...
	XV. Certain causes of perinatal mortality	T	229	229	...	...	...	...	...	...	...	...	...	...	...	...	...	...	...	...	...	...	...
		M	138	138	...	...	...	...	...	...	...	...	...	...	...	...	...	...	...	...	...	...	...
		F	91	91	...	...	...	...	...	...	...	...	...	...	...	...	...	...	...	...	...	...	...
A131	Birth injury and difficult labour	M	12	12	...	...	...	...	...	...	...	...	...	...	...	...	...	...	...	...	...	...	...
		F	8	8	...	...	...	...	...	...	...	...	...	...	...	...	...	...	...	...	...	...	...

NOTE—Cause of death adjustments resulting from medical coder's queries are not reflected in this table. *See* Introduction.

TABLE 57—DEATHS BY CAUSE (INTERMEDIATE LIST), SEX, MARITAL STATUS, AND AGE, BRITISH COLUMBIA, 1976—*Continued*

Intermediate International List No.	Cause of Death		Total	Under 15 Yrs.	15 Years and Over																			
					Single						Married						Widowed or Divorced						Marital Status Not Stated
					Total	15 – 24 Yrs.	25 – 44 Yrs.	45 – 64 Yrs.	65 – 74 Yrs.	75 Yrs. and Over	Total	15 – 24 Yrs.	25 – 44 Yrs.	45 – 64 Yrs.	65 – 74 Yrs.	75 Yrs. and Over	Total	15 – 24 Yrs.	25 – 44 Yrs.	45 – 64 Yrs.	65 – 74 Yrs.	75 Yrs. and Over	
A132	Conditions of placenta and cord	M	14	14	...	...	...	...	...	...	...	...	...	...	...	...	...	...	...	...	...	...	...
		F	8	8	...	...	...	...	...	...	...	...	...	...	...	...	...	...	...	...	...	...	...
A133	Haemolytic disease of newborn	M	1	1	...	...	...	...	...	...	...	...	...	...	...	...	...	...	...	...	...	...	...
		F	2	2	...	...	...	...	...	...	...	...	...	...	...	...	...	...	...	...	...	...	...
A134	Anoxic and hypoxic conditions not elsewhere classified	M	63	63	...	...	...	...	...	...	...	...	...	...	...	...	...	...	...	...	...	...	...
		F	33	33	...	...	...	...	...	...	...	...	...	...	...	...	...	...	...	...	...	...	...
A135	Other causes of perinatal morbidity and mortality	M	48	48	...	...	...	...	...	...	...	...	...	...	...	...	...	...	...	...	...	...	...
		F	40	40	...	...	...	...	...	...	...	...	...	...	...	...	...	...	...	...	...	...	...
	XVI. Symptoms and ill-defined conditions	T	114	68	7	...	...	1	2	4	16	...	3	3	4	6	21	...	...	1	2	18	2
		M	60	34	3	...	...	1	2	...	12	...	3	2	3	4	9	...	...	1	2	6	2
		F	54	34	4	...	...	...	...	4	4	...	...	1	1	2	12	...	...	...	...	12	...
A136	Senility without mention of psychosis	M	4	...	...	...	...	...	...	...	3	...	...	...	...	3	1	...	...	...	...	1	...
		F	8	...	2	...	...	...	...	2	...	...	...	...	...	...	6	...	...	...	...	6	...
A137	Symptoms and other ill-defined conditions	M	56	34	3	...	...	1	2	...	9	...	3	2	3	1	8	...	...	1	2	5	2
		F	46	34	2	...	...	...	...	2	4	...	...	1	1	2	6	...	...	...	...	6	...
	XVII. Accidents, poisonings, and violence (classification according to external cause)	T	2,071	154	734	440	161	87	20	26	813	53	301	307	97	55	357	1	63	92	46	155	13
		M	1,436	101	596	346	136	79	18	17	555	34	204	208	65	44	172	1	44	61	21	45	12
		F	635	53	138	94	25	8	2	9	258	19	97	99	32	11	185	...	19	31	25	110	1
AE138	Motor-vehicle accidents	M	462	31	244	193	35	11	2	3	159	16	74	51	18	...	27	1	9	4	6	7	1
		F	176	18	58	53	3	...	...	2	74	10	24	27	12	1	26	...	5	6	3	12	...
(a)	Traffic (E810 – E819)	M	448	30	239	190	33	11	2	3	152	15	70	49	18	...	26	1	8	4	6	7	1
		F	174	17	57	52	3	...	...	2	74	10	24	27	12	1	26	...	5	6	3	12	...
(b)	Non-traffic (E820 – E823)	M	14	1	5	3	2	...	...	...	7	1	4	2	...	...	1	...	1	...	...	...	...
		F	2	1	1	1	...	...	...	...	...	...	...	...	...	...	...	...	...	...	...	...	...
AE139	Other transport accidents	M	75	4	21	11	10	...	...	...	46	3	27	12	4	...	3	...	1	1	...	1	1
		F	10	2	4	3	1	...	...	...	4	...	2	2	...	...	...	...	...	...	...	...	...
(a)	Drownings involving small boats (E830.0, E832.0)	M	25	...	9	5	4	...	...	...	16	2	7	5	2	...	...	...	...	...	...	...	...
		F	2	...	1	...	1	...	...	...	1	...	1	...	...	...	...	...	...	...	...	...	...
(b)	Drownings involving other watercraft (E830.1 – E830.9, E832.1 – E832.9)	M	9	...	...	...	...	...	...	...	8	...	5	2	1	...	...	...	...	...	...	...	1
(c)	Other transport	M	41	4	12	6	6	...	...	...	22	1	15	5	1	...	3	...	1	1	...	1	...
		F	8	2	3	3	...	...	...	...	3	...	1	2	...	...	...	...	...	...	...	...	...
AE140	Accidental poisoning	M	103	2	48	14	17	17	...	...	30	2	9	17	2	...	21	...	1	17	1	2	2
		F	44	2	6	4	1	1	...	...	26	1	12	10	3	...	10	...	2	5	1	2	...

AE141	Accidental falls	M	143	...	42	11	5	9	5	12	61	...	2	15	14	30	38	...	2	8	5	23	2
		F	126	4	8	1	...	...	...	7	27	...	3	9	8	7	87	...	2	1	5	79	...
AE142	Accidents caused by fires	M	62	13	24	6	7	7	2	2	19	2	8	5	2	2	6	...	2	2	1	1	...
		F	23	2	4	2	1	1	...	...	10	...	4	5	1	...	7	...	1	1	4	1	...
AE143	Accidental drowning	M	66	23	18	7	4	7	...	...	15	...	7	4	2	2	7	...	4	2	...	1	3
		F	20	6	2	2	...	...	...	...	9	...	3	5	1	...	3	...	...	...	2	1	...
AE144	Accidents caused by firearm missiles	M	5	1	2	2	...	...	...	...	1	...	...	...	1	...	1	...	...	1	...	...	...
AE145	Accidents mainly of industrial type	M	79	7	27	18	6	3	...	...	39	5	15	17	2	...	6	...	1	4	1	...	...
		F	6	4	...	...	...	...	...	...	...	...	...	...	...	...	2	...	...	...	1	1	...
AE146	All other accidents	M	55	10	20	6	6	6	2	...	18	...	6	5	6	1	7	...	...	1	1	5	...
		F	29	5	6	4	1	...	1	...	8	...	2	2	3	1	9	...	...	...	4	5	1
AE147	Suicide	M	280	3	117	65	33	13	6	...	123	4	35	67	12	5	37	...	18	14	2	3	...
		F	124	...	33	18	12	3	...	...	61	6	23	29	2	1	30	...	8	11	5	6	...
AE148	Homicide; legal intervention	M	52	5	17	5	8	3	1	...	20	1	11	6	1	1	10	...	3	5	1	1	...
		F	34	7	8	4	3	1	...	...	14	...	12	2	...	...	5	...	1	3	...	1	...
AE149	Injury undetermined if accidentally or purposely inflicted	M	52	2	16	8	5	3	...	...	23	1	10	9	1	2	8	...	3	2	3	...	3
		F	43	3	9	3	3	2	1	...	25	2	12	8	2	1	6	...	...	4	...	2	...
AE150	Injuries resulting from operations of war	M	2	...	...	...	...	...	...	...	1	...	...	...	...	1	1	...	...	...	...	1	...
	XVII. Accidents, poisonings, and violence (classified according to nature of injury)	T	2,071	154	734	440	161	87	20	26	813	53	301	307	97	55	357	1	63	92	46	155	13
		M	1,436	101	596	346	136	79	18	17	555	34	204	208	65	44	172	1	44	61	21	45	12
		F	635	53	138	94	25	8	2	9	258	19	97	99	32	11	185	...	19	31	25	110	1
AN138	Fracture of skull	M	245	23	123	84	24	8	4	3	78	8	31	29	8	2	20	1	6	6	3	4	1
		F	82	14	22	20	2	...	...	...	31	7	13	7	3	1	15	...	3	3	3	6	...
AN139	Fracture of spine and trunk	M	46	1	14	9	4	...	1	...	20	...	4	5	4	7	11	...	4	2	4	1	...
		F	39	2	4	4	...	...	...	...	16	1	5	2	3	5	17	...	...	...	1	16	...
AN140	Fracture of limbs	M	66	...	12	1	...	2	...	9	29	...	2	2	5	20	24	...	...	1	2	21	1
		F	77	...	6	...	...	...	...	6	6	...	...	2	1	3	65	...	...	...	4	61	...
AN141	Dislocation without fracture	M	3	...	...	...	...	...	...	...	3	...	2	...	1	...	...	...	...	...	...	...	...
		F	1	...	...	...	...	...	...	...	1	...	...	1	...	...	...	...	...	...	...	...	...
AN143	Intracranial injury excluding skull fracture	M	203	4	101	65	19	14	2	1	75	5	25	31	11	3	23	...	7	10	2	4	...
		F	56	9	16	13	2	...	...	1	20	1	8	5	6	...	11	...	2	2	2	5	...
AN144	Internal injury	M	309	16	146	102	28	11	3	2	127	8	56	48	12	3	19	...	6	6	3	4	1
		F	95	4	35	28	3	2	...	2	45	3	17	20	5	...	11	...	3	5	...	3	...
AN145	Open wounds	M	16	...	5	1	2	1	1	...	6	1	1	3	1	...	5	...	3	1	...	1	...
		F	2	...	...	...	...	...	...	...	1	...	...	1	...	...	1	...	...	...	...	1	...
AN146	Superficial injury, contusion, and crushing with intact skin surface	M	1	...	...	...	...	...	...	...	1	...	...	...	1	...	...	...	...	...	...	...	...
AN147	Foreign body entering through orifice	M	18	4	7	2	1	3	1	...	7	...	1	3	3	...	...	...	...	...	...	...	...
		F	13	2	4	2	1	...	1	...	3	...	1	...	1	1	3	...	...	...	1	2	1
AN148	Burn	M	41	4	16	5	4	4	1	2	14	...	5	7	...	2	7	...	1	2	2	2	...
		F	17	2	3	2	...	1	...	...	8	...	4	4	...	...	4	...	1	...	1	2	...
AN149	Adverse effects of chemical substances	M	227	12	89	32	30	25	2	...	85	5	28	42	8	2	37	...	7	23	4	3	4
		F	167	3	32	14	14	3	1	...	95	4	39	43	8	1	37	...	8	16	5	8	...
AN150	All other and unspecified effects of external causes	M	261	37	83	45	24	11	3	...	110	7	49	38	11	5	26	...	10	10	1	5	5
		F	86	17	16	11	3	2	...	...	32	3	10	14	5	...	21	...	2	5	8	6	...

NOTE—Cause of death adjustments resulting from medical coder's queries are not reflected in this table. *See* Introduction.

TABLE 58—DEATHS FROM ACCIDENTS AND VIOLENCE BY NATURE OF INJURY, EXTERNAL CAUSE, AND SEX, BRITISH COLUMBIA, 1976

Detailed Int. List No. (Ext. Cause)	Nature of Injury and External Cause	Total	Male	Female
	Totals	2,071	1,436	635
	Fracture of Skull (N800 – N804)	327	245	82
E810 – E823	Motor-vehicle accident	192	139	53
E800 – E807, E825 – E845	Other transport accident	12	11	1
E880 – E887	Accidental fall	45	35	10
E890 – E899	Accident caused by fire	1	.....	1
E900 – E949	Other accident	31	30	1
E950 – E959	Suicide	29	22	7
E960 – E969	Homicide	13	7	6
E980 – E989	Injury, undetermined whether accidentally or purposely inflicted	4	1	3
	Fracture of spine and trunk (N805 – N809)	85	46	39
E810 – E823	Motor-vehicle accident	44	27	17
E800 – E807, E825 – E845	Other transport accident	1	.....	1
E880 – E887	Accidental fall	36	16	20
E900 – E949	Other accident	3	3	.....
E960 – E969	Homicide	1	.....	1
	Fracture of limbs (N810 – N829)	143	66	77
E810 – E823	Motor-vehicle accident	4	2	2
E800 – E807, E825 – E845	Other transport accident	1	1	.....
E880 – E887	Accidental fall	132	58	74
E890 – E899	Accident caused by fire	1	1	.....
E900 – E949	Other accident	4	3	1
E950 – E959	Suicide	1	1	.....
	Dislocation without fracture (N830 – N839)	4	3	1
E810 – E823	Motor-vehicle accident	2	2	.....
E880 – E887	Accidental falls	1	.....	1
E900 – E949	Other accident	1	1	.....
	Intracranial injury (excluding skull fracture) (N850 – N854)	259	203	56
E810 – E823	Motor-vehicle accident	73	57	16
E800 – E807, E825 – E845	Other transport accident	1	1	.....
E880 – E887	Accidental fall	36	21	15
E900 – E949	Other accident	21	14	7
E950 – E959	Suicide	113	102	11
E960 – E969	Homicide	12	6	6
E980 – E989	Injury, undetermined whether accidentally or purposely inflicted	3	2	1
	Internal injury of chest, abdomen, and pelvis (N860 – N869)	404	309	95
E810 – E823	Motor-vehicle accident	255	184	71
E800 – E807, E825 – E845	Other transport accident	15	14	1
E880 – E887	Accidental fall	11	9	2
E890 – E899	Accident caused by fire	1	1	.....
E900 – E949	Other accident	41	39	2
E950 – E959	Suicide	42	31	11
E960 – E969	Homicide	35	27	8
E980 – E989	Injury, undetermined whether accidentally or purposely inflicted	4	4	.....
	Laceration and open wound (N870 – N908)	18	16	2
E810 – E823	Motor-vehicle accident	2	2	.....
E880 – E887	Accidental fall	1	.....	1
E900 – E949	Other accident	1	1	.....
E950 – E959	Suicide	6	6	.....
E960 – E969	Homicide	8	7	1

NOTE—Cause of death adjustments resulting from medical coder's queries are not reflected in this table. *See* Introduction.

TABLE 58—DEATHS FROM ACCIDENTS AND VIOLENCE BY NATURE OF INJURY, EXTERNAL CAUSE, AND SEX, BRITISH COLUMBIA, 1976

Detailed Int. List No. (Ext. Cause)	Nature of Injury and External Cause	Total	Male	Female
	Superficial injury, contusion, and crushing with intact skin surface (N910 – N929)	1	1	.....
E880 – E887	Accidental fall	1	1	.....
	Foreign body entering through orifice (N930 – N939)	31	18	13
E900 – E949	Other accident	31	18	13
	Burns (N940 – N949)	58	41	17
E810 – E923	Motor-vehicle accident	3	3	.....
E800 – E807, E825 – E845	Other transport accident	4	3	1
E890 – E899	Accident caused by fire	39	29	10
E900 – E949	Other accident	4	3	1
E950 – E959	Suicide	4	2	2
E960 – E969	Homicide	4	1	3
	Adverse effects of chemical substance (N960 – N989)	394	227	167
E810 – E823	Motor-vehicle accident	2	2	.....
E800 – E807, E825 – E845	Other transport accident	2	.....	2
E850 – E877	Accidental poisoning	147	103	44
E890 – E899	Accident caused by fire	43	31	12
E950 – E959	Suicide	126	53	73
E980 – E989	Injury, undetermined whether accidentally or purposely inflicted	72	36	36
E990 – E999	Injury resulting from operations of war	2	2	.....
	All other and unspecified effects of external causes (N950 – N959, N990 – N999)	347	261	86
E810 – E823	Motor-vehicle accident	61	44	17
E800 – E807, E825 – E845	Other transport accident	49	45	4
E880 – E887	Accidental fall	6	3	3
E900 – E949	Other accident	123	93	30
E950 – E959	Suicide	83	63	20
E960 – E969	Homicide	13	4	9
E980 – E989	Injury, undetermined whether accidentally or purposely inflicted	12	9	3

NOTE—Cause of death adjustments resulting from medical coder's queries are not reflected in this table. *See* Introduction.

TABLE 59—NON-TRANSPORT ACCIDENTAL DEATHS BY PLACE OF OCCURRENCE, EXTERNAL CAUSE, AND SEX, BRITISH COLUMBIA, 1976

Detailed Int. List No.	External Cause of Death	Place of Occurrence																		Total	
		Home		Farm		Mine and Quarry		Industry		Place for Recreation and Sport		Street or Highway		Public Building		Resident Institution		Other and Unspecified			
		M	F	M	F	M	F	M	F	M	F	M	F	M	F	M	F	M	F	M	F
E850 – E869	Poisoning by solid or liquid	68	29	...	...	...	...	...	...	...	...	...	...	3	2	2	2	22	9	95	42
E870 – E877	Poisoning by gas and vapours	3	1	...	...	...	...	...	...	...	...	2	...	...	...	...	...	3	1	8	2
E880 – E887	Fall	55	68	1	...	...	...	7	...	...	...	8	1	6	4	29	22	37	31	143	126
E916	Blow from falling object	3	...	1	...	...	...	21	...	...	...	1	...	...	...	...	...	1	2	27	2
E927	Accident caused by vehicle	1	...	6	...	3	...	4	...	...	...	3	...	...	...	...	...	...	...	17	...
E928	Injury by machinery	...	...	...	...	...	2	...	...	...	...	...	...	...	...	...	...	...	2	...	...
E920	Injury caused by cutting and piercing instruments	...	...	1	...	...	...	...	...	...	...	...	...	...	...	...	...	...	...	11	...
E925	Injury caused by electric current	2	1	1	...	...	...	1	...	...	...	...	...	...	...	...	...	...	...	4	1
E890 – E899	Injury caused by conflagration or hot substance	57	20	1	...	...	...	1	1	...	...	1	...	...	2	...	...	2	...	62	23
E922	Injury by firearm	3	...	...	...	...	...	...	...	...	...	...	...	...	...	...	...	2	...	5	...
E911 – E913	Obstruction and suffocation by food, including mechanical suffocation	13	10	...	...	...	...	...	...	...	...	...	...	3	...	4	1	5	4	25	15
E906	Other injuries caused by animals	...	...	...	...	...	...	...	...	...	...	1	...	...	...	...	...	1	...	2	...
E910	Drowning	12	7	1	...	...	...	1	1	2	2	...	...	1	...	...	...	49	10	66	20
	Other and unspecified accidents	5	2	4	...	6	...	16	...	...	1	1	2	1	...	1	...	15	7	49	12
	Totals	222	138	16	...	9	...	53	2	2	3	17	3	14	8	36	25	137	64	506	243
	Per cent of all deaths from transport accidents	43.9	56.8	3.2	...	1.8	...	10.5	0.8	0.4	1.2	3.3	1.2	2.7	3.3	7.1	10.3	27.1	26.4	100	100

NOTE—Cause of death adjustments resulting from medical coder's queries are not reflected in this table. *See* Introduction.

TABLE 60—DEATHS BY SINGLE YEARS OF AGE AND SEX, BRITISH COLUMBIA, 1976

Age	Total	Male	Female
All ages	18,788	10,947	7,841
Under 1 year	495	292	203
1 year	29	15	14
2 years	33	17	16
3 "	20	11	9
4 "	27	17	10
Totals, under 5 years	604	352	252
5 years	15	10	5
6 "	16	9	7
7 "	18	13	5
8 "	6	2	4
9 "	10	4	6
Totals, 5 – 9 years	65	38	27
10 years	12	8	4
11 "	14	13	1
12 "	17	10	7
13 "	20	12	8
14 "	18	10	8
Totals, 10 – 14 years	81	53	28
15 years	32	19	13
16 "	60	41	19
17 "	55	36	19
18 "	68	49	19
19 "	80	68	12
Totals, 15 – 19 years	295	213	82
20 years	78	64	14
21 "	66	47	19
22 "	64	50	14
23 "	50	41	9
24 "	46	30	16
Totals, 20 – 24 years	304	232	72
25 years	49	38	11
26 "	55	40	15
27 "	35	30	5
28 "	45	35	10
29 "	43	34	9
Totals, 25 – 29 years	227	177	50
30 years	42	24	18
31 "	40	30	10
32 "	56	34	22
33 "	48	29	19
34 "	38	23	15
Totals, 30 – 34 years	224	140	84
35 years	47	31	16
36 "	37	24	13
37 "	43	20	23
38 "	42	27	15
39 "	47	30	17
Totals, 35 – 39 years	216	132	84
40 years	61	37	24
41 "	57	42	15
42 "	68	44	24
43 "	79	58	21
44 "	69	50	19
Totals, 40 – 44 years	334	231	103
45 years	85	58	27
46 "	108	69	39
47 "	104	70	34
48 "	110	70	40
49 "	129	83	46
Totals, 45 – 49 years	536	350	186
50 years	132	85	47
51 "	145	94	51
52 "	148	93	55
53 "	163	100	63
54 "	193	116	77
Totals, 50 – 54 years	781	488	293
55 years	189	110	79
56 "	195	130	65
57 "	215	134	81
58 "	223	142	81
59 "	247	164	83
Totals, 55 – 59 years	1,069	680	389
60 years	276	178	98
61 "	334	214	120
62 "	333	213	120
63 "	349	234	115
64 "	339	229	110
Totals, 60 – 64 years	1,631	1,068	563
65 years	353	226	127
66 "	357	224	133
67 "	348	227	121
68 "	362	230	132
69 "	391	246	145
Totals, 65 – 69 years	1,811	1,153	658
70 years	387	243	144
71 "	443	291	152
72 "	397	265	132
73 "	427	271	156
74 "	431	281	150
Totals, 70 – 74 years	2,085	1,351	734
75 years	495	292	203
76 "	462	275	187
77 "	435	252	183
78 "	447	253	194
79 "	466	255	211
Totals, 75 – 79 years	2,305	1,327	978
80 years	441	226	215
81 "	444	224	220
82 "	469	252	217
83 "	477	266	211
84 "	464	229	235
Totals, 80 – 84 years	2,295	1,197	1,098
85 years	451	215	236
86 "	481	225	256
87 "	452	200	252
88 "	424	187	237
89 "	400	199	201
Totals, 85 – 89 years	2,208	1,026	1,182
90 years	367	161	206
91 "	291	124	167
92 "	247	126	121
93 "	197	75	122
94 "	171	71	100
Totals, 90 – 94 years	1,273	557	716
95 years	132	57	75
96 "	102	44	58
97 "	73	32	41
98 "	54	23	31
99 "	35	10	25
Totals, 95 – 99 years	396	166	230
100 years and over	45	13	32
Not stated	3	3	.....

MARRIAGES

TABLE 61—MARRIAGES SOLEMNIZED, BY AGE OF BRIDEGROOM AND OF BRIDE, BRITISH COLUMBIA, 1976

Age of Bridegroom	Total Bridegrooms	Age of Bride																																												
		Under 15	15 Years	16 Years	17 Years	18 Years	19 Years	20 Years	21 Years	22 Years	23 Years	24 Years	25 Years	26 Years	27 Years	28 Years	29 Years	30 Years	31 Years	32 Years	33 Years	34 Years	35 Years	36 Years	37 Years	38 Years	39 Years	40 Years	41 Years	42 Years	43 Years	44 Years	45 Years	46 Years	47 Years	48 Years	49 Years	50 – 54 Years	55 – 59 Years	60 – 64 Years	65 – 69 Years	70 – 74 Years	75 and Over
Totals	21,536	2	14	291	630	1,366	2,193	2,323	2,034	1,748	1,453	1,210	1,016	941	709	673	544	412	349	313	267	240	209	182	148	137	108	128	105	80	90	73	82	97	84	78	88	397	290	192	130	59	51
16 years	8	...	...	4	3	...	...	...	...	...	1	...	...	...	...	...	...	...	...	...	...	...	...	...	...	...	...	...	...	...	...	...	...	...	...	...	...	...	...	...	...	...	...
17 "	76	...	...	18	27	16	8	2	1	2	...	1	...	1	...	...	...	...	...	...	...	...	...	...	...	...	...	...	...	...	...	...	...	...	...	...	...	...	...	...	...	...	...
18 "	247	1	2	26	67	72	48	19	7	3	1	1	...	...	...	...	...	...	...	...	...	...	...	...	...	...	...	...	...	...	...	...	...	...	...	...	...	...	...	...	...	...	...
19 "	820	...	4	65	114	204	247	101	40	18	9	4	3	4	4	1	...	...	...	2	...	...	...	...	...	...	...	...	...	...	...	...	...	...	...	...	...	...	...	...	...	...	...
20 "	1,435	1	3	58	121	282	410	293	126	58	29	18	12	10	4	3	1	3	1	...	1	...	1	...	...	...	...	...	...	...	...	...	...	...	...	...	...	...	...	...	...	...	...
21 "	1,724	...	...	38	96	225	374	412	284	120	59	39	20	18	12	7	1	6	3	5	1	1	1	1	...	...	1	...	...	...	...	...	...	...	...	...	...	...	...	...	...	...	...
22 "	1,790	...	2	28	66	179	314	350	318	238	122	71	29	21	18	9	8	4	3	...	2	3	...	1	2	...	...	1	...	...	1	...	...	...	...	...	...	...	...	...	...	...	...
23 "	1,756	...	...	18	34	123	229	345	276	283	173	108	44	47	21	17	8	10	5	8	3	2	1	...	1	...	...	...	...	...	...	...	...	...	...	...	...	...	...	...	...	...	...
24 "	1,695	...	1	12	44	73	148	234	272	255	223	151	101	57	25	29	19	15	12	5	4	2	3	5	1	3	...	...	1	...	...	...	...	...	...	...	...	...	...	...	...	...	...
25 "	1,361	...	...	3	18	59	103	158	184	182	166	142	114	86	41	41	18	13	12	6	3	3	2	3	1	...	1	...	...	1	...	...	...	...	...	...	...	...	...	...	...	...	1
26 "	1,235	...	2	8	11	30	82	102	132	150	155	141	116	94	73	37	31	17	8	20	3	3	7	5	1	1	...	3	...	1	...	...	...	1	...	...	...	...	1	...	...	...	...
27 "	1,168	...	...	4	10	35	71	75	97	126	111	125	124	104	87	54	45	32	24	15	7	8	7	3	1	2	1	...	...	...	...	...	...	...	...	...	...	...	...	...	...	...	...
28 "	897	...	...	5	5	18	44	53	66	88	84	92	83	90	71	55	36	20	22	19	12	8	6	6	3	5	2	...	...	...	...	...	2	1	...	...	1	...	...	...	...	...	...
29 "	806	...	...	1	2	11	37	40	62	63	89	72	73	93	78	55	41	24	14	12	11	11	4	3	2	3	1	1	1	...	1	...	1	...	...	...	...	...	...	...	...	...	...
30 "	623	...	...	1	2	10	17	44	41	43	45	53	65	50	43	62	46	20	19	16	14	14	4	6	3	2	...	...	...	...	...	...	1	...	...	1	1	...	...	...	...	...	...
31 "	532	...	...	1	5	10	17	24	33	33	41	39	37	51	32	40	34	33	19	23	9	13	13	7	6	1	1	2	2	2	...	...	...	1	...	3	...	...	...	...	...	...	...
32 "	516	...	...	...	1	4	15	17	20	19	35	30	52	31	35	45	42	34	32	30	18	9	12	12	6	3	2	2	4	1	2	...	...	...	1	...	...	2	...	...	...	...	...
33 "	426	...	...	...	...	5	8	16	17	8	30	23	33	39	26	42	28	32	31	18	17	13	8	9	8	4	4	1	2	...	1	1	...	1	...	...	...	1	...	...	...	...	...
34 "	323	...	...	...	...	2	6	7	10	11	14	18	29	31	18	28	34	18	24	11	15	15	9	4	5	2	2	5	...	...	1	2	...	...	...	...	1	1	...	...	...	...	...
35 "	305	...	...	1	1	2	2	8	13	11	12	18	11	20	16	26	29	20	8	19	18	15	12	10	1	12	4	5	4	2	1	...	2	1	...	...	...	1	...	...	...	...	...
36 "	259	...	...	...	2	1	5	4	4	5	8	12	13	20	19	20	16	19	11	17	15	11	14	11	7	8	2	4	1	4	2	1	...	1	1	...	...	1	...	...	...	...	...
37 "	219	...	...	...	...	1	1	4	5	6	11	5	10	10	15	13	23	11	17	13	17	11	11	4	8	8	5	1	1	1	3	...	...	1	2	1	...	...	...	...	...	...	...
38 "	216	...	...	...	1	2	1	1	3	3	5	10	13	17	8	9	15	13	15	8	11	13	10	10	8	6	5	6	6	1	3	3	5	...	...	2	1	1	1	...	...	...	...
39 "	202	...	...	...	...	1	...	3	4	6	4	7	6	7	10	13	9	14	8	13	8	10	9	10	7	9	13	7	10	1	2	2	...	4	...	...	3	1	...	1	...	...	...
40 "	189	...	...	...	...	...	...	4	2	3	2	7	5	9	12	12	8	7	11	10	11	8	2	10	9	7	11	7	4	5	7	2	2	5	2	1	...	2	1	...	1	...	...
41 "	148	...	...	...	...	1	...	1	2	2	4	3	3	4	4	8	3	7	11	7	11	13	6	5	5	6	7	5	3	3	4	2	4	6	1	1	3	2	1	...	...	...	...
42 "	166	...	...	...	...	...	2	1	3	3	3	1	3	6	3	8	10	5	7	7	12	9	10	5	6	10	5	8	8	5	2	3	2	5	3	4	1	3	2	1	...	...	...
43 "	137	...	...	...	...	...	...	1	2	2	3	3	1	5	7	4	5	4	7	6	8	3	10	5	7	8	5	4	7	6	2	6	3	2	1	2	1	6	...	...	1	...	...
44 "	137	...	...	...	...	...	2	...	2	3	2	3	6	2	6	9	8	3	3	1	3	5	6	7	6	5	6	4	4	8	5	5	5	6	2	2	1	6	1	...	...	...	...
45 "	151	...	...	...	...	...	1	1	2	1	1	3	1	3	6	3	6	6	4	4	4	9	9	5	5	7	8	8	7	4	8	3	5	4	4	5	1	12	...	1	...	...	...
46 "	128	...	...	...	...	...	1	...	2	1	5	...	3	5	2	2	5	3	3	3	3	...	4	8	12	4	2	7	3	6	1	5	7	5	3	6	3	11	3	...	...	...	...
47 "	109	...	...	...	...	...	...	...	...	...	1	1	...	1	2	6	2	1	3	4	6	3	6	5	7	...	1	3	5	3	4	...	6	6	6	5	3	15	3	1	...	...	...
48 "	136	...	...	...	...	...	...	...	2	...	...	4	2	...	5	3	1	4	3	1	4	6	6	4	2	5	4	4	4	2	8	1	4	8	5	4	6	19	11	3	...	1	...
49 "	99	...	...	...	...	...	...	...	...	...	...	3	1	3	3	3	4	6	1	1	3	1	3	3	2	2	2	7	6	2	5	3	2	4	1	2	6	10	9	1	...	...	...
50 – 54 years	467	...	...	...	...	...	...	3	1	1	2	2	1	1	3	6	6	7	6	7	6	8	11	7	11	7	8	22	15	13	13	20	18	22	24	26	25	105	48	8	2	2	...
55 – 59 "	317	...	...	...	...	...	...	...	...	...	2	...	2	1	...	3	1	1	2	2	3	7	1	3	5	4	3	8	5	5	8	7	8	7	15	7	18	85	69	25	7	3	...
60 – 64 "	277	...	...	...	...	...	...	...	...	...	...	...	...	...	...	...	1	...	...	...	3	2	1	4	...	2	1	2	1	3	4	5	5	4	10	5	9	62	77	48	22	4	2
65 – 69 "	200	...	...	...	...	...	...	...	1	...	...	...	...	...	...	...	...	...	...	...	1	1	...	1	...	1	...	1	1	...	1	1	...	2	2	1	3	30	41	55	40	13	4
70 – 74 "	130	...	...	...	...	...	...	...	...	1	1	...	...	...	...	...	...	...	...	...	...	...	...	...	...	...	1	...	...	1	...	1	...	...	...	...	2	15	15	26	37	19	11
75 – 79 "	70	...	...	...	...	...	...	...	...	...	...	...	...	...	...	...	...	...	...	...	...	...	...	...	...	...	...	...	...	...	1	...	...	...	...	...	...	2	5	20	12	14	16
80 and over	36	...	...	...	...	...	...	...	...	...	...	...	...	...	...	...	...	...	...	...	...	...	...	...	...	...	...	...	...	...	...	...	...	...	1	...	...	3	2	2	8	3	17

TABLE 62—MARRIAGES SOLEMNIZED, BY MARITAL STATUS OF BRIDEGROOM AND OF BRIDE, BRITISH COLUMBIA, 1976

Total Marriages	Marriages Between—									
	Bachelors and—			Widowers and—			Divorced Men and—			Other
	Spinsters	Widows	Divorced Women	Spinsters	Widows	Divorced Women	Spinsters	Widows	Divorced Women	Not Stated
21,536	14,318	200	1,696	140	389	286	1,968	370	2,164	5

TABLE 63—MARRIAGES SOLEMNIZED, BY MARITAL STATUS AND AGE OF BRIDEGROOM, BRITISH COLUMBIA, 1976

Age-group	Total	Marital Status		
		Bachelors	Widowers	Divorced Men
Totals	21,536	16,214	815	4,502
Under 20 years	1,151	1,151	.....	.....
20–24 years	8,400	8,251	4	145
25–29 "	5,467[1]	4,573	19	873
30–34 "	2,420	1,321	24	1,075
35–39 "	1,201	424	35	742
40–44 "	777	212	39	520
45–49 "	623[2]	113	76	433
50–54 "	467	60	90	317
55–59 "	317	36	99	182
60–64 "	277	36	127	114
65–69 "	200[2]	17	120	62
70–74 "	130[2]	15	90	24
75 years and over	106	5	92	9

[1]Includes two marriages for which marital status of bridegroom was not stated.
[2]Includes one marriage for which marital status of bridegroom was not stated.

TABLE 64—MARRIAGES SOLEMNIZED, BY MARITAL STATUS AND AGE OF BRIDE, BRITISH COLUMBIA, 1976

Age-group	Total	Marital Status		
		Spinsters	Widows	Divorced Women
Totals	21,536	16,426	959	4,146
Under 20 years	4,496	4,477	1	18
20–24 years	8,768[1]	8,266	33	468
25–29 "	3,883[1]	2,673	63	1,146
30–34 "	1,581	631	62	888
35–39 "	784[1]	164	57	562
40–44 "	476	64	60	352
45–49 "	429	51	87	291
50–54 "	397	43	145	209
55–59 "	290	28	138	124
60–64 "	192[1]	20	114	57
65–69 "	130[1]	7	100	22
70–74 "	59	.....	56	3
75 years and over	51	2	43	6

[1]Includes one marriage for which marital status of bride was not stated.

TABLE 65—MARRIAGES SOLEMNIZED BY BIRTHPLACE OF BRIDEGROOM AND OF BRIDE, BRITISH COLUMBIA, 1976

Birthplace of Bridegroom	Total Bridegrooms	Birthplace of Bride																		
		Canada													British Isles and other Commonwealth Countries	Europe	Asia	United States	Other	Unspecified or unknown
		Total	Newfoundland	Prince Edward Island	Nova Scotia	New Brunswick	Quebec	Ontario	Manitoba	Saskatchewan	Alberta	British Columbia	Yukon	Northwest Territories						
Totals	21,536	16,502	77	26	242	130	360	1,408	928	1,295	1,735	10,245	32	24	1,600	1,088	1,156	807	382	1
Canada	15,805	13,805	68	19	196	104	257	1,121	767	1,084	1,454	8,689	29	17	739	488	151	490	132	.....
Newfoundland	73	63	9	.....	.....	1	4	5	5	6	5	28	.....	.....	2	4	.....	2	2	.....
Prince Edward Island	41	34	.....	1	2	.....	1	5	.....	.....	5	20	.....	.....	3	1	2	.....	1	.....
Nova Scotia	268	235	5	.....	18	5	5	27	11	24	23	116	.....	1	13	4	4	10	2	.....
New Brunswick	136	119	2	.....	4	9	3	12	13	7	20	49	.....	.....	5	4	.....	7	1	.....
Quebec	463	363	3	2	10	4	44	40	18	20	25	194	3	.....	33	24	8	28	7	.....
Ontario	1,584	1,329	11	2	27	14	40	254	79	95	133	672	1	1	91	60	20	66	18	.....
Manitoba	971	827	1	2	13	5	14	72	115	79	101	422	1	2	59	43	8	26	8	.....
Saskatchewan	1,510	1,320	5	.....	9	11	15	96	89	222	148	721	1	3	69	55	9	42	15	
Alberta	1,713	1,519	4	4	20	8	28	116	75	165	285	809	4	1	71	44	11	53	15	.....
British Columbia	8,998	7,956	28	7	93	47	103	486	359	466	707	5,633	18	9	391	246	89	253	63	.....
Yukon	30	26	.....	1	.....	.....	.....	5	1	.....	.....	18	1	.....	2	.....	.....	2	.....	.....
Northwest Territories	19	15	.....	.....	.....	.....	.....	3	2	.....	2	8	.....	.....	.....	3	.....	1	.....	.....
British Isles and other Commonwealth countries	1,875	972	5	2	13	10	33	112	70	68	92	559	2	6	699	68	36	63	37	
Europe	1,558	899	3	3	20	8	30	88	45	81	103	517	.....	1	69	463	37	48	42	.....
Asia	1,091	125	.....	.....	4	1	8	14	7	6	10	75	.....	.....	27	12	906	10	11	.....
United States	830	546	1	2	8	5	22	56	34	42	63	312	1	.....	41	37	15	184	7	.....
Other	375	154	.....	.....	1	2	10	17	5	14	13	92	.....	.....	25	20	11	12	153	.....
Unspecified	1	.....	.....	.....	.....	.....	.....	.....	.....	.....	.....	.....	.....	.....	.....	.....	.....	.....	.....	1

TABLE 66—MARRIAGES SOLEMNIZED BY RELIGIOUS DENOMINATION OF BRIDEGROOM AND BRIDE, BRITISH COLUMBIA, 1976

Religious Denomination of Bridegroom	Total	Religious Denomination of Bride															
		Anglican	Baptist	Greek Orthodox	Jewish	Lutheran	Mennonite	Pentecostal	Presbyterian	Roman Catholic	Salvation Army	Ukranian Catholic	United Church	Other Christian[1]	Other religions (non-Christian)	Unattached (atheist, agnostic, etc.)	Unspecified or unknown
Totals	21,536	3,208	617	134	88	836	228	393	487	4,147	81	48	4,290	3,201	815	2,665	298
Anglican	3,045	1,197	79	12	8	114	11	31	62	520	12	7	662	187	16	109	18
Baptist	565	72	197	2	2	24	7	16	8	64	9	.....	96	46	1	19	2
Greek Orthodox	194	24	4	56	.....	5	1	1	3	34	.....	3	39	15	.....	6	.....
Jewish	101	7	.....	.....	47	3	.....	.....	2	10	.....	.....	10	14	.....	8	.....
Lutheran	779	116	23	5	1	165	6	15	23	143	6	1	170	59	6	39	1
Mennonite	224	9	9	.....	.....	7	133	2	3	18	.....	.....	22	19	.....	2	.....
Pentecostal	339	34	13	1	.....	11	3	191	1	22	.....	.....	45	11	.....	7	.....
Presbyterian	558	91	21	5	.....	23	4	4	126	103	1	.....	122	39	3	14	2
Roman Catholic	4,074	530	68	22	9	174	23	33	92	1,659	10	14	688	472	23	234	23
Salvation Army	61	6	2	.....	.....	4	.....	3	2	5	23	.....	11	4	.....	2	.....
Ukranian Catholic	50	12	1	.....	.....	.....	.....	.....	.....	16	.....	7	14	.....	.....	.....	.....
United Church	3,876	649	98	15	2	151	11	49	84	612	9	10	1,877	171	20	108	10
Other Christian[1]	3,261	236	56	8	6	80	22	29	39	449	7	5	255	1,975	18	68	8
Other religions (non-Christian)	837	25	3	.....	2	5	1	1	2	37	.....	.....	16	36	687	18	4
Unattached (atheist, agnostic, etc.)	3,202	175	37	8	11	67	5	16	35	412	4	1	231	137	37	2,030	1
Unspecified or unknown	370	25	6	.....	.....	8	1	2	5	41	.....	.....	32	16	4	1	229

[1]Includes "Protestant (unspecified)," "nondenominational," and small Christian groups not elsewhere specified.

TABLE 67—MARRIAGES[1] AUTHORIZED BY BANNS OR LICENCE, ACCORDING TO RELIGIOUS DENOMINATION OF OFFICIATING MINISTER, BRITISH COLUMBIA, 1976

Religious Denominations of Minister	Banns		Licence		Total	
	Number	Per Cent	Number	Per Cent	Number	Per Cent
Totals	2,441	100.0	12,744	100.0	15,186	100.0
Adventist	5	0.2	56	0.4	61	0.4
Anglican	494	20.2	1,785	14.0	2,280	15.0
Apostolic	4	0.2	66	0.5	70	0.5
Baptist	83	3.4	528	4.1	611	4.0
Brethren	.....	.....	1	(3)	1	(3)
Christian Scientist	.....	.....	99	0.8	99	0.7
Churches of Christ (Disciples)	.....	.....	40	0.3	40	0.3
Doukhobor	12	0.5	.....	.....	12	0.1
Eastern Orthodox	2	0.1	47	0.4	49	0.3
Greek Catholic	2	0.1	24	0.2	26	0.2
Jehovah's Witness	.....	.....	152	1.2	152	1.0
Lutheran	65	2.7	535	4.2	600	4.0
Mennonite	98	4.0	165	1.3	263	1.7
Methodist	1	(3)	34	0.3	35	0.2
Mormon	2	0.1	99	0.8	101	0.7
Pentecostal Assembly	87	3.6	426	3.4	513	3.4
Plymouth Brethren	3	0.1	65	0.5	68	0.4
Presbyterian	43	1.7	508	4.0	559	3.6
Reformed Church (Christian)	44	1.8	59	0.5	103	0.7
Roman Catholic	1,140	46.7	1,197	9.4	2,337	15.4
Salvation Army	2	0.1	111	0.9	113	0.7
Society of Friends	2	0.1	.....	.....	2	(3)
Spiritualist	.....	.....	17	0.1	17	0.1
Swedenborgian	.....	.....	3	(3)	3	(3)
Unitarian	5	0.2	498	3.9	503	3.3
United Church of Canada	298	12.2	5,508	43.2	5,806	38.2
Christian	42	1.7	399	3.1	441	2.9
Jewish	.....	.....	38	0.3	38	0.3
Oriental religions	7	0.3	269	2.1	276	1.8
Other religions	.....	.....	15	0.1	15	0.1

[1]The above marriages excluded 6,350 ceremonies performed by Marriage Commissioners for which marriage licences are required.

[2]The above marriages include one ceremony for which the authorization of banns or a licence was not stated.

[3]Less than 0.05 per cent.

NATIVE INDIAN STATISTICS

LIVE BIRTHS

TABLE 68—GENERAL SUMMARY OF LIVE BIRTHS AMONG REGISTERED INDIANS FOR REGIONAL DISTRICTS, BRITISH COLUMBIA, 1976

Regional District	Live Births			Live Births in Hospital		Illegitimate Live Births	
	Total	Male	Female	Male	Female	Male	Female
British Columbia	1,207	611	596	592	585	387	373
Regional District—							
Alberni-Clayoquot	60	29	31	29	31	14	19
Bulkley-Nechako	111	59	52	58	50	36	33
Capital (Victoria area)	57	26	31	25	30	15	17
Cariboo	94	45	49	37	46	37	28
Central Coast	24	14	10	14	10	5	6
Central Fraser Valley	5	2	3	2	3	1	2
Central Kootenay	1	1	.....	1	.....	1	.....
Central Okanagan	6	2	4	2	4	2	2
Columbia-Shuswap	3	2	1	2	1	2	1
Comox-Strathcona	38	20	18	19	18	8	10
Cowichan Valley	70	36	34	36	34	25	25
Dewdney-Alouette	9	4	5	4	5	2	2
East Kootenay	3	3	.....	3	.....	2	.....
Fraser-Cheam	47	24	23	24	23	16	16
Fraser-Fort George	20	15	5	15	5	11	5
Greater Vancouver	93	43	50	43	49	30	41
Kitimat-Stikine	172	86	86	82	84	47	41
Kootenay-Boundary	.....	.....	.....	.....	.....	.....	.....
Mount Waddington	23	11	12	11	12	8	6
Nanaimo	29	13	16	13	16	11	9
North Okanagan	24	15	9	15	9	10	6
Okanagan-Similkameen	20	12	8	12	8	9	6
Peace River-Liard	35	18	17	17	16	13	15
Powell River	9	3	6	3	6	3	4
Skeena-Queen Charlotte	101	49	52	48	52	17	26
Squamish-Lillooet	72	40	32	38	31	34	22
Stikine	1	1	.....	1	.....	1	.....
Sunshine Coast	9	4	5	4	5	2	2
Thompson-Nicola	71	34	37	34	37	25	29

TABLE 69—LIVE BIRTHS AMONG REGISTERED INDIANS, BY SINGLE YEARS OF MOTHER'S AGE AND AGE OF FATHER IN FIVE-YEAR GROUPS, BRITISH COLUMBIA, 1976

Age of Mother	Live Births, by Age-group of Father												
	Under 20 Years	20 – 24 Years	25 – 29 Years	30 – 34 Years	35 – 39 Years	40 – 44 Years	45 – 49 Years	50 – 54 Years	55 – 59 Years	60 – 64 Years	65 Years and Over	Not Stated	Total
Totals	63	279	256	128	70	19	13	8	2	.....	.....	369	1,207
13 years	.....	.....	.....	.....	.....	.....	.....	.....	.....	.....	.....	2	2
14 "	.....	1	1	.....	.....	.....	.....	.....	.....	.....	.....	12	14
15 "	2	12	.....	.....	.....	.....	.....	.....	.....	.....	.....	8	22
16 "	6	13	5	.....	1	.....	.....	.....	.....	.....	.....	34	59
17 "	15	21	11	1	1	.....	.....	.....	.....	.....	.....	42	91
18 "	14	35	16	1	1	.....	.....	.....	.....	.....	.....	51	118
19 "	8	51	19	3	1	.....	.....	.....	.....	.....	.....	36	118
20 "	8	40	23	7	3	.....	2	.....	.....	.....	.....	39	122
21 "	7	37	22	8	4	1	1	.....	.....	.....	.....	22	102
22 "	3	21	43	6	3	.....	.....	1	.....	.....	.....	27	104
23 "	.....	15	30	17	4	.....	.....	.....	.....	.....	.....	19	85
24 "	.....	11	25	8	3	2	.....	.....	.....	.....	.....	17	66
25 "	.....	5	16	8	1	.....	.....	3	.....	.....	.....	10	43
26 "	.....	6	8	11	4	2	.....	.....	.....	.....	.....	9	40
27 "	.....	2	12	11	5	3	1	.....	1	.....	.....	5	40
28 "	.....	3	11	15	3	1	1	.....	1	.....	.....	3	38
29 "	.....	.....	5	11	4	.....	2	.....	.....	.....	.....	8	30
30 "	.....	2	3	6	2	1	.....	1	.....	.....	.....	3	18
31 "	.....	1	2	6	6	2	1	.....	.....	.....	.....	3	21
32 "	.....	.....	1	1	4	.....	.....	.....	.....	.....	.....	6	12
33 "	.....	2	2	4	8	.....	1	.....	.....	.....	.....	4	21
34 "	.....	.....	.....	1	3	1	.....	1	.....	.....	.....	1	7
35 "	.....	1	.....	.....	2	.....	1	1	.....	.....	.....	1	6
36 "	.....	.....	.....	1	1	2	.....	.....	.....	.....	.....	1	5
37 "	.....	.....	.....	1	1	1	1	.....	.....	.....	.....	2	6
38 "	.....	.....	.....	.....	2	1	.....	.....	.....	.....	.....	1	4
39 "	.....	.....	.....	.....	1	.....	1	.....	.....	.....	.....	3	5
40 "	.....	.....	1	.....	.....	.....	1	.....	.....	.....	.....	.....	2
41 "	.....	.....	.....	.....	1	.....	.....	1	.....	.....	.....	.....	2
42 "	.....	.....	.....	.....	.....	2	.....	.....	.....	.....	.....	.....	2
45 "	.....	.....	.....	1	.....	.....	.....	.....	.....	.....	.....	.....	1
47 "	.....	.....	.....	.....	1	.....	.....	.....	.....	.....	.....	.....	1

TABLE 70—LEGITIMATE AND ILLEGITIMATE LIVE BIRTHS AMONG REGISTERED INDIANS, BY SINGLE YEARS OF MOTHER'S AGE, BRITISH COLUMBIA, 1976

Age of Mother	Total Born to All Mothers	Legitimate Live Births	Illegitimate Live Births
Totals	1,207	447	760
13 years	2	.....	2
14 "	14	1	13
15 "	22	2	20
16 "	59	1	58
17 "	91	16	75
18 "	118	22	96
19 "	118	40	78
20 "	122	38	84
21 "	102	42	60
22 "	104	53	51
23 "	85	37	48
24 "	66	30	36
25 "	43	24	19
26 "	40	23	17
27 "	40	26	14
28 "	38	26	12
29 "	30	13	17
30 "	18	9	9
31 "	21	10	11
32 "	12	2	10
33 "	21	9	12
34 "	7	4	3
35 "	6	4	2
36 "	5	2	3
37 "	6	2	4
38 "	4	3	1
39 "	5	1	4
40 "	2	2	.....
41 "	2	2	.....
42 "	2	2	.....
45 "	1	1	.....
47 "	1	.....	1

TABLE 71—LIVE BIRTHS AMONG REGISTERED INDIANS, BY SINGLE YEARS OF MOTHER'S AGE AND TOTAL BIRTH ORDER,[1] BRITISH COLUMBIA, 1976

Age of Mother	Total	Order of Birth of Child												
		1st	2nd	3rd	4th	5th	6th	7th	8th	9th	10th	11th	12th	13th
Total	1,207	448	288	194	113	65	43	26	11	11	5	1	1	1
13 years	2	2	.....	.....	.....	.....	.....	.....	.....	.....	.....	.....	.....	.....
14 "	14	14	.....	.....	.....	.....	.....	.....	.....	.....	.....	.....	.....	.....
15 "	22	18	4	.....	.....	.....	.....	.....	.....	.....	.....	.....	.....	.....
16 "	59	49	9	1	.....	.....	.....	.....	.....	.....	.....	.....	.....	.....
17 "	91	71	17	3	.....	.....	.....	.....	.....	.....	.....	.....	.....	.....
18 "	118	75	29	13	.....	1	.....	.....	.....	.....	.....	.....	.....	.....
19 "	118	61	40	16	.....	1	.....	.....	.....	.....	.....	.....	.....	.....
20 "	122	56	44	17	3	1	1	.....	.....	.....	.....	.....	.....	.....
21 "	102	24	30	32	12	2	1	1	.....	.....	.....	.....	.....	
22 "	104	16	41	25	13	6	2	.....	1	.....	.....	.....	.....	.....
23 "	85	16	26	21	15	6	.....	1	.....	.....	.....	.....	.....	.....
24 "	66	20	14	14	8	4	6	.....	.....	.....	.....	.....	.....	
25 "	43	8	5	12	8	9	.....	1	.....	.....	.....	.....	.....	.....
26 "	40	7	7	9	8	5	1	2	1	.....	.....	.....	.....	.....
27 "	40	3	4	5	14	5	4	3	2	.....	.....	.....	.....	.....
28 "	38	4	2	9	10	4	4	4	.....	.....	.....	1	.....	.....
29 "	30	1	4	6	2	10	3	3	1	.....	.....	.....	.....	.....
30 "	18	1	3	3	4	1	3	1	.....	1	1	.....	.....	.....
31 "	21	.....	3	4	5	2	3	2	.....	2	.....	.....	.....	.....
32 "	12	.....	2	3	2	2	1	1	1	.....	.....	.....	.....	.....
33 "	21	.....	1	1	6	2	6	2	.....	2	1	.....	.....	.....
34 "	7	.....	1	.....	1	1	2	1	1	.....	.....	.....	.....	.....
35 "	6	.....	2	.....	.....	.....	1	1	.....	1	1	.....	.....	.....
36 "	5	.....	.....	.....	1	2	1	.....	1	.....	.....	.....	.....	.....
37 "	6	.....	.....	.....	.....	.....	2	1	1	2	.....	.....	.....	.....
38 "	4	2	.....	.....	.....	.....	.....	.....	1	1	.....	.....	.....	.....
39 "	5	.....	.....	.....	1	.....	.....	1	1	1	1	.....	.....	.....
40 "	2	.....	.....	.....	.....	1	.....	.....	.....	1	.....	.....	.....	.....
41 "	2	.....	.....	.....	.....	.....	1	1	.....	.....	.....	.....	.....	.....
42 "	2	.....	.....	.....	.....	.....	.....	.....	.....	.....	1	.....	1	.....
45 "	1	.....	.....	.....	.....	.....	1	.....	.....	.....	.....	.....	.....	.....
47 "	1	.....	.....	.....	.....	.....	.....	.....	.....	.....	.....	.....	.....	1

[1]Order of birth of child is determined on the basis of total births to the mother which include live births and stillbirths, but exclude abortions and miscarriages.

TABLE 72—GENERAL SUMMARY OF DEATHS AMONG REGISTERED INDIANS FOR REGIONAL DISTRICTS, BRITISH COLUMBIA, 1976

Regional District	Total Deaths	Hospital Deaths	Infant Deaths					
			Total		Neonatal, Under 28 Days		Post-neonatal	
			M	F	M	F	M	F
British Columbia	405	224	33	18	16	8	17	10
Regional District—								
Alberni-Clayoquot	23	8	4	1	1	.....	3	1
Bulkley-Nechako	27	15	2	1	1	.....	1	1
Capital (Victoria area)	12	6	3	.....	1	.....	2	.....
Cariboo	31	15	3	.....	1	.....	2	.....
Central Coast	15	7	.....	1	.....	.....	.....	1
Central Fraser Valley	2	2	.....	.....	.....	.....	.....	.....
Central Kootenay	1	.....	.....	.....	.....	.....	.....	.....
Central Okanagan	5	.....	.....	.....	.....	.....	.....	.....
Columbia-Shuswap	7	5	.....	.....	.....	.....	.....	.....
Comox-Strathcona	12	6	1	2	1	1	.....	1
Cowichan Valley	28	19	2	3	.....	3	2	.....
Dewdney-Alouette	4	1	1	.....	.....	.....	1	.....
East Kootenay	4	1	.....	.....	.....	.....	.....	.....
Fraser-Cheam	7	4	.....	.....	.....	.....	.....	.....
Fraser-Fort George	4	1	1	.....	1	.....	.....	.....
Greater Vancouver	32	18	1	1	1	.....	.....	1
Kitimat-Stikine	44	27	5	2	2	2	3	.....
Kootenay-Boundary	.....	.....	.....	.....	.....	.....	.....	.....
Mount Waddington	18	15	3	.....	3	.....	.....	.....
Nanaimo	9	4	2	1	1	.....	1	1
North Okanagan	6	4	.....	1	.....	1	.....	.....
Okanagan-Similkameen	9	5	.....	1	.....	.....	.....	1
Peace River-Liard	15	3	.....	1	.....	1	.....	.....
Powell River	4	4	.....	.....	.....	.....	.....	.....
Skeena-Queen Charlotte	27	14	2	1	1	.....	1	1
Squamish-Lillooet	17	10	.....	1	.....	.....	.....	1
Stikine	3	1	.....	.....	.....	.....	.....	.....
Sunshine Coast	1	.....	.....	.....	.....	.....	.....	.....
Thompson-Nicola	38	29	3	1	2	.....	1	1

TABLE 73—INFANT DEATHS OF REGISTERED INDIANS BY SELECTED CAUSE, SEX, AND AGE, BRITISH COLUMBIA, 1976

Detailed Int. List No.	Cause of Death		Age at Death																						
				Neonatal											Post-neonatal										
			Total	Total Under 28 Days	Under 1 Day	1 Day	2 Days	3 Days	4 Days	5 Days	6 Days	7 – 13 Days	14 – 20 Days	21 – 27 Days	Total, 28 Days to 1 Year	28 Days and Under 2 Months	2 Months	3 Months	4 Months	5 Months	6 Months	7 Months	8 Months	9 Months	10 Months	11 Months
	All causes	T	51	24	12	3	1	1	2	1	.....	2	1	1	27	8	6	3	6	2	.....	2	.....	.....	.....	.....
		M	33	16	7	2	1	.....	2	1	.....	1	1	1	17	6	4	1	2	2	.....	2	.....	.....	.....	.....
		F	18	8	5	1	.....	1	.....	.....	.....	1	.....	.....	10	2	2	2	4	.....	.....	.....	.....	.....	.....	.....
320	Meningitis	M	3	1	.....	.....	.....	.....	.....	.....	.....	.....	.....	1	2	.....	.....	.....	1	.....	.....	1	.....	.....	.....	.....
Resid. in 320 – 389	Other diseases of the nervous system and sense organs	F	1	.....	.....	.....	.....	.....	.....	.....	.....	.....	.....	.....	1	.....	.....	.....	1	.....	.....	.....	.....	.....	.....	.....
460 – 466	Acute respiratory infections	F	1	.....	.....	.....	.....	.....	.....	.....	.....	.....	.....	.....	1	.....	.....	.....	1	.....	.....	.....	.....	.....	.....	.....
480 – 486	Pneumonia	M	5	.....	.....	.....	.....	.....	.....	.....	.....	.....	.....	.....	5	2	1	1	1	.....	.....	.....	.....	.....	.....	.....
490 – 493	Bronchitis, emphysema, and asthma	F	1	.....	.....	.....	.....	.....	.....	.....	.....	.....	.....	.....	1	.....	1	.....	.....	.....	.....	.....	.....	.....	.....	.....
Resid. in 520 – 577	Other diseases of the digestive system	M	2	1	.....	.....	.....	.....	1	.....	.....	.....	.....	.....	1	.....	1	.....	.....	.....	.....	.....	.....	.....	.....	.....
580 – 629	Diseases of the genito-urinary system	M	2	.....	.....	.....	.....	.....	.....	.....	.....	.....	.....	.....	2	1	1	.....	.....	.....	.....	.....	.....	.....	.....	.....
746	Congenital anomalies of heart	F	1	1	.....	.....	.....	.....	.....	.....	.....	1	.....	.....	.....	.....	.....	.....	.....	.....	.....	.....	.....	.....	.....	.....
759	Congenital anomalies of multiple system	F	1	1	1	.....	.....	.....	.....	.....	.....	.....	.....	.....	.....	.....	.....	.....	.....	.....	.....	.....	.....	.....	.....	.....
760 – 761	Maternal conditions unrelated to pregnancy	M	1	1	.....	.....	.....	.....	.....	1	.....	.....	.....	.....	.....	.....	.....	.....	.....	.....	.....	.....	.....	.....	.....	.....
764 – 768	Difficult labour	F	2	2	.....	1	.....	1	.....	.....	.....	.....	.....	.....	.....	.....	.....	.....	.....	.....	.....	.....	.....	.....	.....	.....
769	Other complications of pregnancy and childbirth	M	1	1	1	.....	.....	.....	.....	.....	.....	.....	.....	.....	.....	.....	.....	.....	.....	.....	.....	.....	.....	.....	.....	.....
770 – 771	Conditions of placenta and umbilical cord	M	1	1	1	.....	.....	.....	.....	.....	.....	.....	.....	.....	.....	.....	.....	.....	.....	.....	.....	.....	.....	.....	.....	.....
772	Birth injury	M	1	.....	.....	.....	.....	.....	.....	.....	.....	.....	.....	.....	1	1	.....	.....	.....	.....	.....	.....	.....	.....	.....	.....
776	Anoxia and hypoxia	M	8	8	3	2	1	.....	1	.....	.....	1	.....	.....	.....	.....	.....	.....	.....	.....	.....	.....	.....	.....	.....	.....
		F	3	3	3	.....	.....	.....	.....	.....	.....	.....	.....	.....	.....	.....	.....	.....	.....	.....	.....	.....	.....	.....	.....	.....
777	Immaturity	F	1	1	1	.....	.....	.....	.....	.....	.....	.....	.....	.....	.....	.....	.....	.....	.....	.....	.....	.....	.....	.....	.....	.....
Resid. in 760 – 779	Other causes of perinatal mortality	M	1	1	1	.....	.....	.....	.....	.....	.....	.....	.....	.....	.....	.....	.....	.....	.....	.....	.....	.....	.....	.....	.....	.....
780 – 796	Symptoms and ill-defined conditions	M	5	1	.....	.....	.....	.....	.....	.....	.....	.....	1	.....	4	2	1	.....	.....	1	.....	.....	.....	.....	.....	.....
		F	6	.....	.....	.....	.....	.....	.....	.....	.....	.....	.....	.....	6	2	.....	2	2	.....	.....	.....	.....	.....	.....	.....
E890 – E899	Fire accidents	M	1	.....	.....	.....	.....	.....	.....	.....	.....	.....	.....	.....	1	.....	.....	.....	.....	.....	.....	1	.....	.....	.....	.....
E911 – E912	Inhalation and ingestion	F	1	.....	.....	.....	.....	.....	.....	.....	.....	.....	.....	.....	1	.....	1	.....	.....	.....	.....	.....	.....	.....	.....	.....
E913	Mechanical suffocation	M	1	.....	.....	.....	.....	.....	.....	.....	.....	.....	.....	.....	1	.....	.....	.....	.....	1	.....	.....	.....	.....	.....	.....
Resid. in E800 – E899	Other accidents and violence	M	1	1	1	.....	.....	.....	.....	.....	.....	.....	.....	.....	.....	.....	.....	.....	.....	.....	.....	.....	.....	.....	.....	.....

NOTE—Cause of death adjustments resulting from medical coder's queries are not reflected in this table. *See* Introduction.

TABLE 74—DEATHS OF REGISTERED INDIANS, BY CAUSE, SEX AND AGE, BRITISH COLUMBIA, 1976

Intermediate International List No.	Cause of Death		Total	Age at Death																						
				Under 1 Year	1 Year	2 Years	3 Years	4 Years	5–9 Years	10–14 Years	15–19 Years	20–24 Years	25–29 Years	30–34 Years	35–39 Years	40–44 Years	45–49 Years	50–54 Years	55–59 Years	60–64 Years	65–69 Years	70–74 Years	75–79 Years	80–84 Years	85+ Years	Not Stated
	All causes	T	405	51	4	2	1	2	6	7	26	32	14	13	23	22	27	22	16	24	23	22	29	17	22	.....
		M	240	33	1	1	.....	1	3	3	16	21	8	7	12	13	11	12	9	15	17	14	18	13	12	.....
		F	165	18	3	1	1	1	3	4	10	11	6	6	11	9	16	10	7	9	6	8	11	4	10	.....
	I. Infective and parasitic diseases	T	6	.....	.....	.....	.....	.....	.....	1	.....	.....	.....	.....	.....	.....	.....	2	.....	.....	.....	1	2	.....	.....	.....
		M	3	.....	.....	.....	.....	.....	.....	.....	.....	.....	.....	.....	.....	.....	.....	1	.....	.....	.....	.....	2	.....	.....	.....
		F	3	.....	.....	.....	.....	.....	.....	1	.....	.....	.....	.....	.....	.....	.....	1	.....	.....	.....	1	.....	.....	.....	.....
A6	Tuberculosis of respiratory system	M	3	.....	.....	.....	.....	.....	.....	.....	.....	.....	.....	.....	.....	.....	.....	1	.....	.....	.....	.....	2	.....	.....	.....
A9	Tuberculosis of bones and joints	F	1	.....	.....	.....	.....	.....	.....	.....	.....	.....	.....	.....	.....	.....	.....	.....	.....	.....	.....	1	.....	.....	.....	.....
A10	Other tuberculosis including late effects	F	1	.....	.....	.....	.....	.....	.....	.....	.....	.....	.....	.....	.....	.....	.....	1	.....	.....	.....	.....	.....	.....	.....	.....
A27	Viral encephalitis	F	1	.....	.....	.....	.....	.....	.....	1	.....	.....	.....	.....	.....	.....	.....	.....	.....	.....	.....	.....	.....	.....	.....	.....
	II. Neoplasms	T	36	.....	.....	.....	.....	.....	.....	.....	.....	.....	.....	.....	1	.....	3	1	3	5	7	3	2	4	.....	
		M	21	.....	.....	.....	.....	.....	.....	.....	.....	.....	.....	.....	.....	.....	1	.....	1	3	4	2	4	2	4	.....
		F	15	.....	.....	.....	.....	.....	.....	.....	.....	.....	.....	.....	1	.....	2	1	2	2	3	1	3	.....	.....	.....
	Malignant Neoplasms	M	20	.....	.....	.....	.....	.....	.....	.....	.....	.....	.....	.....	.....	.....	1	.....	1	3	4	2	4	2	3	.....
		F	15	.....	.....	.....	.....	.....	.....	.....	.....	.....	.....	.....	1	.....	2	1	2	2	3	1	3	.....	.....	.....
A45	Malignant neoplasm of buccal cavity and pharynx	M	1	.....	.....	.....	.....	.....	.....	.....	.....	.....	.....	.....	.....	.....	.....	.....	.....	.....	.....	.....	1	.....	.....	.....
A46	Malignant neoplasm of oesophagus	M	1	.....	.....	.....	.....	.....	.....	.....	.....	.....	.....	.....	.....	.....	.....	.....	.....	.....	1	.....	.....	.....	.....	.....
A47	Malignant neoplasm of stomach	M	3	.....	.....	.....	.....	.....	.....	.....	.....	.....	.....	.....	.....	.....	1	.....	.....	1	.....	.....	.....	.....	.....	.....
		F	2	.....	.....	.....	.....	.....	.....	.....	.....	.....	.....	.....	.....	.....	.....	.....	.....	2	.....	.....	.....	.....	.....	.....
A48	Malignant neoplasm of intestine, except rectum	M	2	.....	.....	.....	.....	.....	.....	.....	.....	.....	.....	.....	.....	.....	.....	1	.....	.....	.....	1	.....	.....	.....	.....
		F	4	.....	.....	.....	.....	.....	.....	.....	.....	.....	.....	.....	.....	.....	.....	.....	.....	.....	.....	.....	.....	.....	1	.....
A49	Malignant neoplasm of rectum and rectosigmoid junction	M	1	.....	.....	.....	.....	.....	.....	.....	.....	.....	.....	.....	.....	.....	.....	1	.....	.....	1	.....	2	.....	.....	.....
A51	Malignant neoplasm of trachea, bronchus, and lung	M	2	.....	.....	.....	.....	.....	.....	.....	.....	.....	.....	.....	.....	.....	.....	.....	.....	.....	.....	.....	.....	.....	1	.....
A53	Malignant neoplasm of skin	M	1	.....	.....	.....	.....	.....	.....	.....	.....	.....	.....	.....	.....	.....	.....	.....	.....	1	1	.....	.....	.....	.....	.....
A54	Malignant neoplasm of breast	F	3	.....	.....	.....	.....	.....	.....	.....	.....	.....	.....	.....	.....	.....	.....	.....	.....	.....	.....	.....	.....	.....	1	.....
A55	Malignant neoplasm of cervix uteri	F	1	.....	.....	.....	.....	.....	.....	.....	.....	.....	.....	.....	.....	.....	1	.....	1	.....	.....	1	.....	.....	.....	.....
A57	Malignant neoplasm of prostate	M	3	.....	.....	.....	.....	.....	.....	.....	.....	.....	.....	.....	.....	.....	1	.....	.....	.....	.....	.....	.....	.....	.....	.....
A58	Malignant neoplasm of other and unspecified sites	M	3	.....	.....	.....	.....	.....	.....	.....	.....	.....	.....	.....	.....	.....	.....	.....	.....	.....	.....	.....	1	2	.....	.....
		F	5	.....	.....	.....	.....	.....	.....	.....	.....	.....	.....	.....	1	.....	.....	.....	1	.....	.....	.....	2	.....	.....	.....
																			1	2	.....	.....	1	.....	.....	.....

NOTE—Cause of death adjustments resulting from medical coder's queries are not reflected in this table. *See* Introduction.

TABLE 74—DEATHS OF REGISTERED INDIANS, BY CAUSE, SEX AND AGE, BRITISH COLUMBIA, 1976

Intermediate International List No.	Cause of Death		Total	Age at Death: Under 1 Year	1 Year	2 Years	3 Years	4 Years	5–9 Years	10–14 Years	15–19 Years	20–24 Years	25–29 Years	30–34 Years	35–39 Years	40–44 Years	45–49 Years	50–54 Years	55–59 Years	60–64 Years	65–69 Years	70–74 Years	75–79 Years	80–84 Years	85+ Years	Not Stated
(a)	Digestive organs and peritoneoum (155–159)	M	2	.....	.....	.....	.....	.....	.....	.....	.....	.....	.....	.....	.....	.....	.....	.....	1	.....	.....	.....	1	.....	.....	.....
		F	4	.....	.....	.....	.....	.....	.....	.....	.....	.....	.....	.....	.....	.....	.....	.....	1	2	.....	.....	1	.....	.....	.....
(j)	Other	M	1	.....	.....	.....	.....	.....	.....	.....	.....	.....	.....	.....	.....	.....	.....	.....	.....	.....	.....	.....	1	.....	.....	.....
		F	1	.....	.....	.....	.....	.....	.....	.....	.....	.....	.....	.....	1	.....	.....	.....	.....	.....	.....	.....	.....	.....	.....	.....
A59	Leukaemia	M	1	.....	.....	.....	.....	.....	.....	.....	.....	.....	.....	.....	.....	.....	.....	.....	.....	.....	1	.....	.....	.....	.....	.....
A60	Other neoplasm oflymphatic and haemotopoietic tissue	M	2	.....	.....	.....	.....	.....	.....	.....	.....	.....	.....	.....	.....	.....	.....	.....	.....	1	.....	1	.....	.....	.....	.....
(b)	Other	M	2	.....	.....	.....	.....	.....	.....	.....	.....	.....	.....	.....	.....	.....	.....	.....	.....	.....	.....	1	.....	1	.....	.....
A61	Benign neoplasms and neoplasms of unspecified nature	M	1	.....	.....	.....	.....	.....	.....	.....	.....	.....	.....	.....	.....	.....	.....	.....	.....	.....	.....	.....	.....	.....	1	.....
	III. Endocrine, nutritional and metabolic diseases	T	6	.....	.....	.....	.....	.....	.....	.....	.....	.....	.....	.....	1	.....	.....	1	.....	2	.....	1	1	.....	.....	.....
		M	5	.....	.....	.....	.....	.....	.....	.....	.....	.....	.....	.....	1	.....	.....	.....	.....	2	.....	1	1	.....	.....	.....
		F	1	.....	.....	.....	.....	.....	.....	.....	.....	.....	.....	.....	.....	.....	.....	1	.....	.....	.....	.....	.....	.....	.....	.....
A64	Diabetes mellitus	M	3	.....	.....	.....	.....	.....	.....	.....	.....	.....	.....	.....	1	.....	.....	.....	.....	2	.....	.....	.....	.....	.....	.....
A65	Aritaminosis and other nutritional deficiency states	M	1	.....	.....	.....	.....	.....	.....	.....	.....	.....	.....	.....	.....	.....	.....	.....	.....	.....	.....	.....	1	.....	.....	.....
A66	Other endocrine and metabolic diseases	M	1	.....	.....	.....	.....	.....	.....	.....	.....	.....	.....	.....	.....	.....	.....	.....	.....	.....	.....	1	.....	.....	.....	.....
		F	1	.....	.....	.....	.....	.....	.....	.....	.....	.....	.....	.....	.....	.....	.....	1	.....	.....	.....	.....	.....	.....	.....	.....
	V. Mental disorders	T	13	.....	.....	.....	.....	.....	.....	.....	.....	2	.....	1	2	2	1	2	.....	1	.....	.....	2	.....	.....	.....
		M	7	.....	.....	.....	.....	.....	.....	.....	.....	1	.....	.....	2	.....	.....	2	.....	1	.....	.....	1	.....	.....	.....
		F	6	.....	.....	.....	.....	.....	.....	.....	.....	1	.....	1	.....	2	1	.....	.....	.....	.....	.....	1	.....	.....	.....
A70	Neuroses, personality disorders, and other nonpsychotic mental disorders	M	7	.....	.....	.....	.....	.....	.....	.....	.....	1	.....	.....	2	.....	.....	2	.....	1	.....	.....	1	.....	.....	.....
		F	6	.....	.....	.....	.....	.....	.....	.....	.....	1	.....	1	.....	2	1	.....	.....	.....	.....	.....	1	.....	.....	.....
	VI. Diseases of the nervous system and sense organs	T	11	4	.....	.....	.....	.....	.....	1	.....	2	2	.....	.....	.....	1	.....	.....	.....	.....	.....	.....	1	.....	.....
		M	8	3	.....	.....	.....	.....	.....	.....	.....	2	2	.....	.....	.....	.....	.....	.....	.....	.....	.....	.....	1	.....	.....
		F	3	1	.....	.....	.....	.....	.....	1	.....	.....	.....	.....	.....	.....	1	.....	.....	.....	.....	.....	.....	.....	.....	.....
A72	Meningitis	M	3	3	.....	.....	.....	.....	.....	.....	.....	.....	.....	.....	.....	.....	.....	.....	.....	.....	.....	.....	.....	.....	.....	.....

NOTE—Cause of death adjustments resulting from medical coder's queries are not reflected in this table. *See* Introduction.

A74	Epilepsy	M	3	.....	.....	.....	.....	.....	.....	.....	.....	1	2	.....	.....	.....	.....	.....	.....	.....	.....	.....	.....	.....	.....	.....
		F	1	.....	.....	.....	.....	.....	.....	1	.....	.....	.....	.....	.....	.....	.....	.....	.....	.....	.....	.....	.....	.....	.....	.....
A79	Other diseases of nervous system and sense organs	M	2	.....	.....	.....	.....	.....	.....	.....	.....	1	.....	.....	.....	.....	.....	.....	.....	.....	.....	.....	.....	1	.....	.....
		F	2	1	.....	.....	.....	.....	.....	.....	.....	.....	.....	.....	.....	1	.....	.....	.....	.....	.....	.....	.....	.....	.....	.....
	VII. Diseases of the circulatory system	T	72	.....	.....	.....	.....	.....	.....	.....	1	.....	.....	.....	2	2	2	3	2	6	5	12	12	10	15	.....
		M	40	.....	.....	.....	.....	.....	.....	.....	.....	.....	.....	.....	1	1	1	1	1	4	5	7	7	6	6	.....
		F	32	.....	.....	.....	.....	.....	.....	.....	1	.....	.....	.....	1	1	1	2	1	2	.....	5	5	4	9	.....
A81	Chronic rheumatic heart disease	F	2	.....	.....	.....	.....	.....	.....	.....	.....	.....	.....	.....	.....	.....	.....	1	.....	.....	.....	.....	.....	.....	1	.....
A82	Hypertensive disease	F	1	.....	.....	.....	.....	.....	.....	.....	.....	.....	.....	.....	.....	.....	.....	.....	.....	.....	.....	.....	.....	1	.....	.....
(a)	With heart involvement (400.1, 400.9, 402, 404)	F	1	.....	.....	.....	.....	.....	.....	.....	.....	.....	.....	.....	.....	.....	.....	.....	.....	.....	.....	.....	.....	1	.....	.....
A83	Ischaemic heart disease	M	24	.....	.....	.....	.....	.....	.....	.....	.....	.....	.....	.....	.....	1	.....	.....	1	3	2	5	5	4	3	.....
		F	8	.....	.....	.....	.....	.....	.....	.....	.....	.....	.....	.....	.....	.....	1	.....	.....	.....	.....	1	2	1	3	.....
A84	Other forms of heart disease	M	4	.....	.....	.....	.....	.....	.....	.....	.....	.....	.....	.....	.....	.....	1	.....	.....	.....	.....	.....	1	.....	2	.....
		F	5	.....	.....	.....	.....	.....	.....	.....	1	.....	.....	.....	1	.....	.....	.....	1	1	.....	1	.....	.....	.....	.....
A85	Cerebrovascular disease	M	8	.....	.....	.....	.....	.....	.....	.....	.....	.....	.....	.....	1	.....	.....	.....	.....	.....	2	2	1	2	.....	.....
		F	12	.....	.....	.....	.....	.....	.....	.....	.....	.....	.....	.....	.....	1	.....	1	.....	1	.....	3	1	2	3	.....
A86	Diseases of arteries, arterioles, and capillaries	M	3	.....	.....	.....	.....	.....	.....	.....	.....	.....	.....	.....	.....	.....	.....	.....	.....	1	1	.....	.....	.....	1	.....
		F	4	.....	.....	.....	.....	.....	.....	.....	.....	.....	.....	.....	.....	.....	.....	.....	.....	.....	.....	.....	2	.....	2	.....
A87	Venous thrombosis and embolism	M	1	.....	.....	.....	.....	.....	.....	.....	.....	.....	.....	.....	.....	.....	1	.....	.....	.....	.....	.....	.....	.....	.....	
	VIII. Diseases of the respiratory system	T	29	7	1	1	1	1	.....	.....	.....	1	1	.....	1	.....	1	2	3	.....	5	.....	2	.....	2	.....
		M	19	5	1	.....	.....	.....	.....	.....	.....	1	.....	.....	1	.....	.....	1	1	.....	5	.....	2	.....	2	.....
		F	10	2	.....	1	1	1	.....	.....	.....	.....	1	.....	.....	.....	1	1	2	.....	.....	.....	.....	.....	.....	.....
A89	Acute respiratory infections	M	1	.....	1	.....	.....	.....	.....	.....	.....	.....	.....	.....	.....	.....	.....	.....	.....	.....	.....	.....	.....	.....	.....	
		F	1	1	.....	.....	.....	.....	.....	.....	.....	.....	.....	.....	.....	.....	.....	.....	.....	.....	.....	.....	.....	.....	.....	.....
A91	Viral pneumonia	M	1	.....	.....	.....	.....	.....	.....	.....	.....	.....	.....	.....	.....	.....	.....	.....	.....	.....	1	.....	.....	.....	.....	.....
A92	Other pneumonia	M	13	5	.....	.....	.....	.....	.....	.....	.....	.....	.....	.....	.....	.....	.....	1	1	.....	4	.....	1	.....	1	.....
		F	2	.....	.....	.....	.....	.....	.....	.....	.....	.....	1	.....	.....	1	.....	.....	.....	.....	.....	.....	.....	.....	.....	.....
A93	Bronchitis, emphysema, and asthma	M	2	.....	.....	.....	.....	.....	.....	.....	.....	1	.....	.....	.....	.....	.....	.....	.....	.....	.....	.....	1	.....	.....	.....
		F	2	1	.....	.....	.....	.....	.....	.....	.....	.....	.....	.....	.....	.....	.....	1	.....	.....	.....	.....	.....	.....	.....	.....
A95	Empyema of lung abscess	F	1	.....	.....	1	.....	.....	.....	.....	.....	.....	.....	.....	.....	.....	.....	.....	.....	.....	.....	.....	.....	.....	.....	.....
A96	Other diseases of respiratory system	M	2	.....	.....	.....	.....	.....	.....	.....	.....	.....	.....	.....	1	.....	.....	.....	.....	.....	.....	.....	.....	.....	1	.....
		F	4	.....	.....	.....	1	1	.....	.....	.....	.....	.....	.....	.....	.....	.....	.....	2	.....	.....	.....	.....	.....	.....	.....
	IX. Diseases of the digestive system	T	41	2	.....	.....	.....	.....	.....	.....	1	.....	2	1	5	4	7	5	1	7	3	.....	1	2	.....	.....
		M	13	2	.....	.....	.....	.....	.....	.....	.....	.....	.....	.....	2	2	.....	2	.....	2	1	.....	.....	2	.....	.....
		F	28	.....	.....	.....	.....	.....	.....	.....	1	.....	2	1	3	2	7	3	1	5	2	.....	1	.....	.....	.....
A98	Peptic ulcer	M	1	.....	.....	.....	.....	.....	.....	.....	.....	.....	.....	.....	.....	.....	.....	.....	.....	.....	.....	.....	.....	1	.....	.....
		F	2	.....	.....	.....	.....	.....	.....	.....	.....	.....	.....	.....	.....	1	1	.....	.....	.....	.....	.....	.....	.....	.....	.....
A99	Gastritis and duodenitis	F	1	.....	.....	.....	.....	.....	.....	.....	.....	.....	.....	.....	.....	.....	.....	.....	.....	1	.....	.....	.....	.....	.....	.....
A101	Intestinal obstruction and hernia	M	1	.....	.....	.....	.....	.....	.....	.....	.....	.....	.....	.....	.....	.....	.....	.....	.....	.....	.....	.....	.....	1	.....	.....
		F	2	.....	.....	.....	.....	.....	.....	.....	.....	.....	.....	.....	.....	.....	1	.....	.....	1	.....	.....	.....	.....	.....	.....

NOTE—Cause of death adjustments resulting from medical coder's queries are not reflected in this table. *See* Introduction.

TABLE 74—DEATHS OF REGISTERED INDIANS, BY CAUSE, SEX AND AGE, BRITISH COLUMBIA, 1976—*Continued*

Intermediate International List No.	Cause of Death		Total	Age at Death																						
				Under 1 Year	1 Year	2 Years	3 Years	4 Years	5–9 Years	10–14 Years	15–19 Years	20–24 Years	25–29 Years	30–34 Years	35–39 Years	40–44 Years	45–49 Years	50–54 Years	55–59 Years	60–64 Years	65–69 Years	70–74 Years	75–79 Years	80–84 Years	85+ Years	Not Stated
A102	Cirrhosis of liver	M	8	.....	.....	.....	.....	.....	.....	.....	.....	.....	.....	.....	2	2	.....	1	.....	2	1	.....	.....	.....	.....	.....
		F	20	.....	.....	.....	.....	.....	.....	.....	.....	.....	1	1	2	1	5	3	1	3	2	.....	1	.....	.....	.....
A104	Other diseases of digestive system	M	3	2	.....	.....	.....	.....	.....	.....	.....	.....	.....	.....	.....	.....	.....	1	.....	.....	.....	.....	.....	.....	.....	.....
		F	3	.....	.....	.....	.....	.....	.....	.....	1	.....	1	.....	1	.....	.....	.....	.....	.....	.....	.....	.....	.....	.....	.....
	X. Diseases of the genito-urinary system	T	5	2	.....	.....	.....	.....	.....	.....	.....	.....	.....	.....	1	1	.....	1	.....	.....	.....	.....	.....	.....	.....	.....
		M	2	2	.....	.....	.....	.....	.....	.....	.....	.....	.....	.....	.....	.....	.....	.....	.....	.....	.....	.....	.....	.....	.....	.....
		F	3	.....	.....	.....	.....	.....	.....	.....	.....	.....	.....	.....	1	1	.....	1	.....	.....	.....	.....	.....	.....	.....	.....
A106	Other nephritis and nephrosis	M	1	1	.....	.....	.....	.....	.....	.....	.....	.....	.....	.....	.....	.....	.....	.....	.....	.....	.....	.....	.....	.....	.....	.....
A107	Infections of kidney	F	2	.....	.....	.....	.....	.....	.....	.....	.....	.....	.....	.....	.....	1	.....	1	.....	.....	.....	.....	.....	.....	.....	.....
A111	Other diseases of the genito-urinary system	M	1	1	.....	.....	.....	.....	.....	.....	.....	.....	.....	.....	.....	.....	.....	.....	.....	.....	.....	.....	.....	.....	.....	.....
		F	1	.....	.....	.....	.....	.....	.....	.....	.....	.....	.....	.....	1	.....	.....	.....	.....	.....	.....	.....	.....	.....	.....	.....
	XII. Diseases of the skin and subcutaneous tissue	T	1	.....	.....	.....	.....	.....	.....	.....	.....	.....	.....	.....	.....	.....	.....	.....	.....	.....	.....	1	.....	.....	.....	.....
		M	1	.....	.....	.....	.....	.....	.....	.....	.....	.....	.....	.....	.....	.....	.....	.....	.....	.....	.....	1	.....	.....	.....	.....
		F	.....	.....	.....	.....	.....	.....	.....	.....	.....	.....	.....	.....	.....	.....	.....	.....	.....	.....	.....	.....	.....	.....	.....	.....
A119	Infections of skin and subcutaneous tissue	M	1	.....	.....	.....	.....	.....	.....	.....	.....	.....	.....	.....	.....	.....	.....	.....	.....	.....	.....	1	.....	.....	.....	.....
	XIII. Diseases of the musculoskeletal system and connective tissue	T	2	.....	.....	.....	.....	.....	.....	.....	.....	.....	.....	.....	.....	.....	1	.....	1	.....	.....	.....	.....	.....	.....	.....
		M	2	.....	.....	.....	.....	.....	.....	.....	.....	.....	.....	.....	.....	.....	1	.....	1	.....	.....	.....	.....	.....	.....	.....
		F	.....	.....	.....	.....	.....	.....	.....	.....	.....	.....	.....	.....	.....	.....	.....	.....	.....	.....	.....	.....	.....	.....	.....	.....
A121	Arthritis and spondylitis	M	2	.....	.....	.....	.....	.....	.....	.....	.....	.....	.....	.....	.....	.....	1	.....	1	.....	.....	.....	.....	.....	.....	.....
	XIV. Congenital anomalies	T	5	2	1	.....	.....	.....	2	.....	.....	.....	.....	.....	.....	.....	.....	.....	.....	.....	.....	.....	.....	.....	.....	.....
		M	1	.....	.....	.....	.....	.....	1	.....	.....	.....	.....	.....	.....	.....	.....	.....	.....	.....	.....	.....	.....	.....	.....	.....
		F	4	2	1	.....	.....	.....	1	.....	.....	.....	.....	.....	.....	.....	.....	.....	.....	.....	.....	.....	.....	.....	.....	.....
A127	Congenital anomalies of heart	F	2	1	.....	.....	.....	.....	1	.....	.....	.....	.....	.....	.....	.....	.....	.....	.....	.....	.....	.....	.....	.....	.....	.....
A128	Other congenital anomalies of circulatory system	M	1	.....	.....	.....	.....	.....	1	.....	.....	.....	.....	.....	.....	.....	.....	.....	.....	.....	.....	.....	.....	.....	.....	.....
A130	All other congenital anomalies	F	2	1	1	.....	.....	.....	.....	.....	.....	.....	.....	.....	.....	.....	.....	.....	.....	.....	.....	.....	.....	.....	.....	.....

NOTE—Cause of death adjustments resulting from medical coder's queries are not reflected in this table. *See* Introduction.

	XV. Certain causes of perinatal mortality ..... T	19	19	.....	.....	.....	.....	.....	.....	.....	.....	.....	.....	.....	.....	.....	.....	.....	.....	.....	.....	.....	.....	.....	.....
	M	13	13	.....	.....	.....	.....	.....	.....	.....	.....	.....	.....	.....	.....	.....	.....	.....	.....	.....	.....	.....	.....	.....	.....
	F	6	6	.....	.....	.....	.....	.....	.....	.....	.....	.....	.....	.....	.....	.....	.....	.....	.....	.....	.....	.....	.....	.....	.....
A131	Birth injury and difficult labour ..... M	1	1	.....	.....	.....	.....	.....	.....	.....	.....	.....	.....	.....	.....	.....	.....	.....	.....	.....	.....	.....	.....	.....	.....
	F	2	2	.....	.....	.....	.....	.....	.....	.....	.....	.....	.....	.....	.....	.....	.....	.....	.....	.....	.....	.....	.....	.....	.....
A132	Conditions of placenta and cord ..... M	1	1	.....	.....	.....	.....	.....	.....	.....	.....	.....	.....	.....	.....	.....	.....	.....	.....	.....	.....	.....	.....	.....	.....
A134	Anoxic and hypoxic conditions not elsewhere classified ..... M	8	8	.....	.....	.....	.....	.....	.....	.....	.....	.....	.....	.....	.....	.....	.....	.....	.....	.....	.....	.....	.....	.....	.....
	F	3	3	.....	.....	.....	.....	.....	.....	.....	.....	.....	.....	.....	.....	.....	.....	.....	.....	.....	.....	.....	.....	.....	.....
A135	Other causes of perinatal morbidity and mortality ..... M	3	3	.....	.....	.....	.....	.....	.....	.....	.....	.....	.....	.....	.....	.....	.....	.....	.....	.....	.....	.....	.....	.....	.....
	F	1	1	.....	.....	.....	.....	.....	.....	.....	.....	.....	.....	.....	.....	.....	.....	.....	.....	.....	.....	.....	.....	.....	.....
	XVI. Symptoms and ill-defined conditions ..... T	14	11	1	.....	.....	.....	.....	.....	.....	.....	.....	.....	.....	.....	.....	.....	.....	.....	1	.....	1	.....	.....	.....
	M	6	5	.....	.....	.....	.....	.....	.....	.....	.....	.....	.....	.....	.....	.....	.....	.....	.....	1	.....	.....	.....	.....	.....
	F	8	6	1	.....	.....	.....	.....	.....	.....	.....	.....	.....	.....	.....	.....	.....	.....	.....	.....	.....	1	.....	.....	.....
A137	Symptoms and other ill-defined conditions ..... M	6	5	.....	.....	.....	.....	.....	.....	.....	.....	.....	.....	.....	.....	.....	.....	.....	.....	1	.....	.....	.....	.....	.....
	F	8	6	1	.....	.....	.....	.....	.....	.....	.....	.....	.....	.....	.....	.....	.....	.....	.....	.....	.....	1	.....	.....	.....
	XVII. Accidents, poisonings, and violence (classification according to external cause)																								
	T	145	4	1	1	.....	1	4	5	24	27	9	11	10	13	11	5	6	3	2	4	1	2	1	.....
	M	99	3	.....	1	.....	1	2	3	16	17	6	7	5	10	8	5	5	3	1	3	1	2	.....	.....
	F	46	1	1	.....	.....	.....	2	2	8	10	3	4	5	3	3	.....	1	.....	1	1	.....	.....	1	.....
AE138	Motor-vehicle accidents ..... M	30	.....	.....	.....	.....	.....	.....	.....	8	8	3	1	3	1	1	1	1	.....	.....	2	.....	1	.....	.....
	F	11	.....	.....	.....	.....	.....	.....	1	3	4	1	.....	.....	1	1	.....	.....	.....	.....	.....	.....	.....	.....	.....
(a)	Traffic (E810 – E819) ..... M	30	.....	.....	.....	.....	.....	.....	.....	8	8	3	1	3	1	1	1	1	.....	.....	2	.....	1	.....	.....
	F	11	.....	.....	.....	.....	.....	.....	1	3	4	1	.....	.....	1	1	.....	.....	.....	.....	.....	.....	.....	.....	.....
AE139	Other transport accidents ..... M	9					1	.....	.....	1	1	1	2	.....	1	1	.....	.....	.....	1	.....	.....	.....	.....	.....
	F	1	.....	.....	.....	.....	.....	.....	.....	.....	.....	.....	.....	.....	1	.....	.....	.....	.....	.....	.....	.....	.....	.....	.....
(a)	Drownings involving small boats (E830.0, E832.0) ..... M	4	.....	.....	.....	.....	.....	.....	.....	1	.....	.....	1	.....	.....	1	.....	.....	.....	1	.....	.....	.....	.....	.....
(b)	Drownings involving other watercraft (E830.1 – E830.9, E832.1 – E832.9) ..... M	2	.....	.....	.....	.....	.....	.....	.....	.....	.....	.....	1	.....	1	.....	.....	.....	.....	.....	.....	.....	.....	.....	.....
(c)	Other transport ..... M	3	.....	.....	.....	.....	1	.....	.....	.....	1	1	.....	.....	.....	.....	.....	.....	.....	.....	.....	.....	.....	.....	.....
	F	1	.....	.....	.....	.....	.....	.....	.....	.....	.....	.....	.....	.....	1	.....	.....	.....	.....	.....	.....	.....	.....	.....	.....
AE140	Accidental poisoning ..... M	3	.....	.....	.....	.....	.....	.....	.....	.....	1	.....	.....	1	.....	.....	1	.....	.....	.....	.....	.....	.....	.....	.....
	F	5	.....	.....	.....	.....	.....	.....	1	.....	2	1	.....	1	.....	.....	.....	.....	.....	.....	.....	.....	.....	.....	.....
AE141	Accidental falls ..... M	4	.....	.....	.....	.....	.....	.....	.....	1	.....	.....	1	.....	1	.....	.....	.....	.....	.....	.....	.....	1	.....	.....
	F	3	.....	1	.....	.....	.....	.....	.....	.....	1	.....	.....	.....	.....	.....	.....	.....	.....	.....	.....	.....	.....	1	.....
AE142	Accidents caused by fires ..... M	9	1	.....	1	.....	.....	.....	.....	.....	1	.....	1	.....	2	1	.....	1	1	.....	.....	.....	.....	.....	.....
	F	1	.....	.....	.....	.....	.....	.....	.....	.....	.....	.....	.....	.....	.....	.....	.....	.....	.....	1	.....	.....	.....	.....	.....
AE143	Accidental drowning ..... M	11	1	.....	.....	.....	.....	1	.....	2	.....	1	.....	.....	3	1	1	.....	.....	.....	.....	1	.....	.....	.....
	F	3	.....	.....	.....	.....	.....	1	.....	1	.....	.....	.....	.....	.....	.....	.....	1	.....	.....	.....	.....	.....	.....	.....

NOTE—Cause of death adjustments resulting from medical coder's queries are not reflected in this table. *See* Introduction.

TABLE 74—DEATHS OF REGISTERED INDIANS, BY CAUSE, SEX AND AGE, BRITISH COLUMBIA, 1976—*Continued*

Intermediate International List No.	Cause of Death		Total	Age at Death: Under 1 Year	1 Year	2 Years	3 Years	4 Years	5–9 Years	10–14 Years	15–19 Years	20–24 Years	25–29 Years	30–34 Years	35–39 Years	40–44 Years	45–49 Years	50–54 Years	55–59 Years	60–64 Years	65–69 Years	70–74 Years	75–79 Years	80–84 Years	85+ Years	Not Stated
AE144	Accidents caused by firearm missiles	M	3	.....	.....	.....	.....	.....	.....	1	2	.....	.....	.....	.....	.....	.....	.....	.....	.....	.....	.....	.....	.....	.....	.....
AE145	Accidents mainly of industrial type	M	1	.....	.....	.....	.....	.....	1	.....	.....	.....	.....	.....	.....	.....	.....	.....	.....	.....	.....	.....	.....	.....	.....	.....
AE146	All other accidents	M	5	1	.....	.....	.....	.....	.....	.....	.....	.....	.....	.....	.....	.....	.....	.....	.....	.....	.....	.....	.....	.....	.....	.....
		F	6	1	.....	.....	.....	.....	1	.....	.....	1	.....	1	.....	1	2	.....	.....	1	.....	.....	.....	.....	.....	.....
AE147	Suicide	M	13	.....	.....	.....	.....	.....	.....	.....	1	4	.....	1	1	1	1	1	1	1	.....	1	.....	.....	.....	.....
		F	8	.....	.....	.....	.....	.....	.....	.....	4	1	.....	1	1	1	2	.....	.....	.....	.....	1	.....	.....	.....	.....
AE148	Homicide	M	7	.....	.....	.....	.....	.....	.....	.....	.....	2	1	1	.....	.....	1	1	1	.....	.....	.....	.....	.....	.....	.....
		F	3	.....	.....	.....	.....	.....	.....	.....	.....	.....	.....	1	2	.....	.....	.....	.....	.....	.....	.....	.....	.....	.....	.....
AE149	Injury undetermined if accidentally or purposely inflicted	M	4	.....	.....	.....	.....	.....	.....	2	1	.....	.....	.....	.....	.....	.....	.....	1	.....	.....	.....	.....	.....	.....	.....
		F	5	.....	.....	.....	.....	.....	.....	.....	.....	1	1	2	1	.....	.....	.....	.....	.....	.....	.....	.....	.....	.....	.....
	NXVII. Accidents, poisonings, and violence (classified according to nature of injury)	T	145	4	1	1	.....	1	4	5	24	27	9	11	10	13	11	5	6	3	2	4	1	2	1	.....
		M	99	3	.....	1	.....	1	2	3	16	17	6	7	5	10	8	5	5	3	1	3	1	2	.....	.....
		F	46	1	1	.....	.....	.....	2	2	8	10	3	4	5	3	3	.....	1	.....	1	1	.....	.....	1	.....
AN138	Fracture of skull	M	16	.....	.....	.....	.....	.....	.....	.....	6	3	2	.....	3	.....	.....	1	.....	.....	.....	.....	.....	1	.....	.....
		F	5	.....	.....	.....	.....	.....	.....	1	1	3	.....	.....	.....	.....	.....	.....	.....	.....	.....	.....	.....	.....	.....	.....
AN139	Fracture of spine and trunk	M	4	.....	.....	.....	.....	.....	.....	.....	.....	.....	.....	1	.....	1	.....	.....	.....	.....	.....	2	.....	.....	.....	.....
		F	2	.....	.....	.....	.....	.....	.....	.....	.....	1	.....	.....	.....	.....	1	.....	.....	.....	.....	.....	.....	.....	.....	.....
N140	Fracture of limbs	M	2	.....	.....	.....	.....	.....	.....	.....	.....	1	.....	.....	.....	.....	.....	.....	.....	.....	.....	.....	.....	1	.....	.....
		F	1	.....	.....	.....	.....	.....	.....	.....	.....	1	.....	.....	.....	.....	.....	.....	.....	.....	.....	.....	.....	.....	.....	.....
AN143	Intracranial injury (exluding skull fracture)	M	13	.....	.....	.....	.....	.....	.....	.....	.....	.....	.....	.....	.....	.....	.....	.....	.....	.....	.....	.....	.....	.....	1	.....
		F	4	.....	1	.....	.....	.....	1	.....	4	2	.....	.....	.....	1	1	1	2	2	.....	.....	.....	.....	1	.....
AN144	Internal injury	M	22	.....	.....	.....	.....	.....	1	.....	.....	.....	.....	1	.....	1	.....	.....	.....	.....	.....	.....	.....	.....	.....	.....
		F	8	.....	.....	.....	.....	.....	1	3	3	6	2	2	1	.....	1	1	1	.....	.....	1	.....	.....	.....	.....
AN145	Laceration and open wound	M	1	.....	.....	.....	.....	.....	.....	.....	3	1	.....	.....	2	2	.....	.....	.....	.....	.....	.....	.....	.....	.....	.....
AN147	Foreign body entering through orifice	F	3	1	.....	.....	.....	.....	.....	.....	.....	1	.....	.....	.....	.....	.....	.....	.....	.....	.....	.....	.....	.....	.....	.....
AN148	Burn	M	3	.....	.....	.....	.....	.....	.....	.....	.....	1	.....	1	.....	.....	.....	.....	.....	.....	.....	.....	.....	.....	.....	.....
AN149	Adverse effects of chemical substances	M	10	1	.....	1	.....	.....	.....	.....	.....	.....	.....	1	.....	.....	.....	.....	1	1	.....	.....	.....	.....	.....	.....
		F	15	.....	.....	.....	.....	.....	.....	.....	.....	2	.....	.....	1	2	1	1	1	.....	.....	.....	.....	.....	.....	.....
AN150	All other and unspecified effects of external causes	M	28	2	.....	.....	.....	1	1	1	3	2	2	2	3	.....	2	.....	.....	.....	1	.....	.....	.....	.....	.....
		F	8	.....	.....	.....	.....	.....	1	.....	3	1	1	.....	.....	.....	.....	.....	1	.....	.....	1	.....	1	.....	.....

NOTE—Cause of death adjustments resulting from medical coder's queries are not reflected in this table. *See* Introduction.

APPENDIX

DEATHS BY CAUSE, SEX, AND AGE, ACCORDING TO THE DETAILED LIST, BRITISH COLUMBIA, 1976

Age-Group (Years)

INT. LIST.	C A U S E		00 -01	01 -04	05 -09	10 -14	15 -19	20 -24	25 -29	30 -34	35 -39	40 -44	45 -49	50 -54	55 -59	60 -64	65 -69	70 -74	75 -79	80 -84	85+	TOTAL
	I. INFECTIVE AND PARASITIC DISEASES (000-136)																					
	INTESTINAL INFECTIOUS DISEASES (000-009)																					
008	ENTERITIS	M	-	-	-	-	-	-	-	-	-	-	-	1	-	-	-	-	-	-	-	1
		F	-	-	-	-	-	-	-	-	-	-	-	-	-	-	-	-	-	-	1	1
008.9	OTHER ORGANISM NEC	M	-	-	-	-	-	-	-	-	-	-	-	1	-	-	-	-	-	-	-	1
		F	-	-	-	-	-	-	-	-	-	-	-	-	-	-	-	-	-	-	1	1
009	DIARRHEAL DISEASE	M	2	-	1	-	-	-	-	-	-	1	1	1	-	1	1	1	1	2	2	14
		F	-	1	-	-	-	-	-	1	-	-	-	2	-	2	1	1	2	1	2	13
009.1	DIARRHEA	M	1	-	-	-	-	-	-	-	-	-	-	-	-	-	-	-	-	1	1	3
		F	-	-	-	-	-	-	-	-	-	-	-	-	-	-	-	-	-	-	2	2
009.2	GASTRO-ENTERITIS AND COLITIS	M	1	-	1	-	-	-	-	-	-	1	1	1	-	1	1	1	1	1	1	11
		F	-	1	-	-	-	-	-	1	-	-	-	2	-	2	1	1	2	1	-	11
TOTAL	INTESTINAL INFECTIOUS DISEASES (000-009)	M	2	-	1	-	-	-	-	-	-	1	1	2	-	1	1	1	1	2	2	15
		F	-	1	-	-	-	-	-	1	-	-	-	2	-	2	1	1	2	1	3	14
	TUBERCULOSIS (010-019)																					
010	SILICOTUBERCULOSIS	M	-	-	-	-	-	-	-	-	-	-	-	-	-	-	1	1	-	-	-	2
		F	-	-	-	-	-	-	-	-	-	-	-	-	-	-	-	-	-	-	-	-
011	PULMONARY TUBERCULOSIS	M	-	-	-	-	-	-	-	-	-	1	1	1	2	1	2	1	4	-	4	17
		F	-	-	-	-	-	-	-	-	-	-	-	-	1	3	-	-	-	-	-	4
011.3	ACTIVE, STAGE UNSPECIFIED	M	-	-	-	-	-	-	-	-	-	-	-	1	-	-	-	-	-	-	2	3
		F	-	-	-	-	-	-	-	-	-	-	-	-	-	-	-	-	-	-	-	-
011.4	MILIARY, LUNG NOS	M	-	-	-	-	-	-	-	-	-	-	-	-	-	-	-	-	1	-	-	1
		F	-	-	-	-	-	-	-	-	-	-	-	-	-	-	-	-	-	-	-	-
011.9	PULMONARY NOS	M	-	-	-	-	-	-	-	-	-	1	1	-	2	1	2	1	3	-	2	13
		F	-	-	-	-	-	-	-	-	-	-	-	-	1	3	-	-	-	-	-	4
013	MENINGES AND CENTRAL NERVOUS SYSTEM	M	-	-	-	-	-	-	-	-	-	-	-	-	-	-	-	-	-	-	-	-
		F	-	-	-	-	-	-	-	-	-	-	1	-	-	-	-	-	-	-	-	1
013.0	TUBERCULOUS MENINGITIS	M	-	-	-	-	-	-	-	-	-	-	-	-	-	-	-	-	-	-	-	-
		F	-	-	-	-	-	-	-	-	-	-	1	-	-	-	-	-	-	-	-	1
015	BONES AND JOINTS	M	-	-	-	-	-	-	-	-	-	-	-	-	-	-	-	-	-	-	-	-
		F	-	-	-	-	-	-	-	-	-	-	-	-	-	-	-	1	-	-	-	1
015.0	VERTEBRAL COLUMN	M	-	-	-	-	-	-	-	-	-	-	-	-	-	-	-	-	-	-	-	-
		F	-	-	-	-	-	-	-	-	-	-	-	-	-	-	-	1	-	-	-	1
018	DISSEMINATED TUBERCULOSIS	M	-	-	-	-	-	-	-	-	-	-	-	-	-	-	-	-	-	-	-	-
		F	-	-	-	-	-	-	-	-	-	-	-	-	-	-	1	-	-	1	-	2
018.1	ACUTE MILIARY TUBERCULOSIS UNSPECIFIED	M	-	-	-	-	-	-	-	-	-	-	-	-	-	-	-	-	-	-	-	-
		F	-	-	-	-	-	-	-	-	-	-	-	-	-	-	1	-	-	-	-	1
018.9	OTHER FORMS	M	-	-	-	-	-	-	-	-	-	-	-	-	-	-	-	-	-	-	-	-
		F	-	-	-	-	-	-	-	-	-	-	-	-	-	-	-	-	-	1	-	1
019	LATE EFFECTS	M	-	-	-	-	-	-	-	-	-	-	-	-	-	-	-	-	-	1	-	1
		F	-	-	-	-	-	-	-	-	-	-	-	2	1	-	1	-	-	-	-	4
019.0	RESPIRATORY	M	-	-	-	-	-	-	-	-	-	-	-	-	-	-	-	-	-	1	-	1
		F	-	-	-	-	-	-	-	-	-	-	-	2	1	-	1	-	-	-	-	4
TOTAL	TUBERCULOSIS (010-019)	M	-	-	-	-	-	-	-	-	-	1	1	1	2	1	3	2	4	1	4	20
		F	-	-	-	-	-	-	-	-	-	-	1	2	2	3	2	1	-	1	-	12
	ZOONOTIC BACTERIAL DISEASES (020-027)																					
022	ANTHRAX	M	-	-	-	-	-	-	-	-	-	-	-	-	-	-	-	-	-	-	-	-
		F	-	-	-	-	-	-	-	-	-	-	-	-	-	-	-	-	1	-	-	1
TOTAL	ZOONOTIC BACTERIAL DISEASES	M	-	-	-	-	-	-	-	-	-	-	-	-	-	-	-	-	-	-	-	-

NOTE—Cause of death adjustments resulting from medical coder's queries are not reflected in this table. *See* Introduction.

DEATHS BY CAUSE, SEX, AND AGE, ACCORDING TO THE DETAILED LIST, BRITISH COLUMBIA, 1976

Age-Group (Years)

INT. LIST.	CAUSE		00 -01	01 -04	05 -09	10 -14	15 -19	20 -24	25 -29	30 -34	35 -39	40 -44	45 -49	50 -54	55 -59	60 -64	65 -69	70 -74	75 -79	80 -84	85+	TOTAL
	(020-027)	F	-	-	-	-	-	-	-	-	-	-	-	-	-	-	-	-	1	-	-	
	OTHER BACTERIAL DISEASES (030-039)																					
032	DIPHTHERIA	M	-	-	-	-	-	-	-	-	-	-	-	-	1	1	-	-	-	-	-	
		F	-	1	-	-	-	-	-	-	-	-	-	-	-	-	-	-	-	-	-	
036	MENINGOCOCCAL INFECTION	M	-	2	-	-	-	-	-	-	-	-	-	-	1	-	-	-	-	-	-	
		F	-	-	-	-	-	-	-	-	-	-	-	-	-	-	-	-	-	-	-	
036.1	MENINGOCOCCEMIA WITHOUT MENINGITIS	M	-	2	-	-	-	-	-	-	-	-	-	-	1	-	-	-	-	-	-	
		F	-	-	-	-	-	-	-	-	-	-	-	-	-	-	-	-	-	-	-	
038	SEPTICEMIA	M	2	-	-	-	-	-	-	-	-	-	-	-	1	1	-	-	-	-	-	
		F	1	-	-	-	-	-	-	-	-	-	-	-	1	1	-	1	1	-	-	
038.2	PNEUMOCOCCAL	M	-	-	-	-	-	-	-	-	-	-	-	-	1	-	-	-	-	-	-	
		F	-	-	-	-	-	-	-	-	-	-	-	-	-	-	-	-	-	-	-	
038.9	UNSPECIFIED	M	2	-	-	-	-	-	-	-	-	-	-	-	-	1	-	-	-	-	-	
		F	1	-	-	-	-	-	-	-	-	-	-	-	1	1	-	1	1	-	-	
TOTAL	OTHER BACTERIAL DISEASES (030-039)	M	2	2	-	-	-	-	-	-	-	-	-	-	3	2	-	-	-	-	-	
		F	1	1	-	-	-	-	-	-	-	-	-	-	1	1	-	1	1	-	-	
	POLIO,OTHER ENTEROVIRUS DISEASES OF CENTRAL NERVOUS SYSTEM (040-046)																					
044	LATE EFFECTS OF ACUTE POLIO	M	-	-	-	-	-	-	-	-	-	1	1	-	-	-	-	-	-	-	-	
		F	-	-	-	-	-	-	-	-	-	-	-	1	-	1	-	-	-	-	-	
046	OTHER	M	-	1	-	-	-	-	-	-	-	-	-	-	-	-	-	-	-	-	-	
		F	-	-	-	-	-	-	-	-	-	-	-	-	-	-	-	-	-	-	-	
TOTAL	POLIO, OTHER ENTEROVIRUS DISEASES OF CENTRAL NERVOUS SYSTEM (040-046)	M	-	1	-	-	-	-	-	-	-	1	1	-	-	-	-	-	-	-	-	
		F	-	-	-	-	-	-	-	-	-	-	-	1	-	1	-	-	-	-	-	
	VIRAL DISEASES ACCOMPANIED BY EXANTHEM (050-057)																					
053	HERPES ZOSTER	M	-	-	-	-	-	-	-	-	-	-	-	-	-	-	-	-	-	-	-	
		F	-	-	-	-	-	-	-	-	-	-	-	-	-	-	-	-	-	-	1	
053.0	EYE	M	-	-	-	-	-	-	-	-	-	-	-	-	-	-	-	-	-	-	-	
		F	-	-	-	-	-	-	-	-	-	-	-	-	-	-	-	-	-	-	1	
054	HERPES SIMPLEX	M	-	-	-	-	-	-	-	-	-	-	-	1	-	-	-	-	-	-	-	
		F	-	-	-	-	-	-	-	-	-	-	-	-	-	-	-	-	-	-	-	
057	OTHER VIRAL EXANTHEM	M	-	-	-	-	-	-	-	-	-	-	-	-	-	-	-	-	-	-	-	
		F	-	-	1	-	-	-	-	-	-	-	-	-	-	-	-	-	-	-	-	
057.9	UNSPECIFIED	M	-	-	-	-	-	-	-	-	-	-	-	-	-	-	-	-	-	-	-	
		F	-	-	1	-	-	-	-	-	-	-	-	-	-	-	-	-	-	-	-	
TOTAL	VIRAL DISEASES ACCOMPANIED BY EXANTHEM (050-057)	M	-	-	-	-	-	-	-	-	-	-	-	1	-	-	-	-	-	-	-	
		F	-	-	1	-	-	-	-	-	-	-	-	-	-	-	-	-	-	-	1	
	ARTHROPOD-BORNE VIRAL DISEASES (060-068)																					
065	VIRAL ENCEPHALITIS UNSPECIFIED	M	-	-	-	1	-	-	-	-	-	-	-	-	-	-	-	-	-	-	-	
		F	-	-	-	1	-	-	-	-	-	-	-	-	-	-	-	-	-	-	-	
066	LATE EFFECTS OF VIRAL ENCEPHALITIS	M	-	-	-	-	-	-	-	-	-	-	-	-	-	-	-	-	-	-	-	
		F	-	-	-	-	-	-	-	-	-	-	-	-	-	1	-	-	-	-	-	
TOTAL	ARTHROPOD-BORNE VIRAL DISEASES (060-068)	M	-	-	-	1	-	-	-	-	-	-	-	-	-	-	-	-	-	-	-	
		F	-	-	-	1	-	-	-	-	-	-	-	-	-	1	-	-	-	-	-	
	OTHER VIRAL DISEASES (070-079)																					
070	INFECTIOUS HEPATITIS	M	-	-	-	-	-	-	-	-	-	-	-	-	-	-	-	1	-	-	-	
		F	-	-	-	-	-	1	-	-	-	-	-	-	-	-	-	-	2	-	-	
072	MUMPS	M	-	-	-	-	-	-	-	-	-	-	-	-	-	-	-	-	-	-	-	
		F	-	1	-	-	-	-	-	-	-	-	-	-	-	-	-	-	-	-	-	
079	OTHER VIRAL DISEASES	M	-	-	-	-	-	-	-	-	-	-	-	-	-	-	-	-	-	-	-	
		F	-	-	-	-	-	-	-	-	-	-	1	-	-	-	-	-	-	-	2	

NOTE—Cause of death adjustments resulting from medical coder's queries are not reflected in this table. *See* Introduction.

DEATHS BY CAUSE, SEX, AND AGE, ACCORDING TO THE DETAILED LIST, BRITISH COLUMBIA, 1976

Age-Group (Years)

INT. LIST.	C A U S E		00 -01	01 -04	05 -09	10 -14	15 -19	20 -24	25 -29	30 -34	35 -39	40 -44	45 -49	50 -54	55 -59	60 -64	65 -69	70 -74	75 -79	80 -84	85+	TOTAL
079.9	VIRAL INFECTION, UNSPECIFIED	M	-	-	-	-	-	-	-	-	-	-	-	-	-	-	-	-	-	-	-	-
		F	-	-	-	-	-	-	-	-	-	-	1	-	-	-	-	-	-	-	2	3
OTAL	OTHER VIRAL DISEASES (070-079)	M	-	-	-	-	-	-	-	-	-	-	-	-	-	-	-	1	-	-	-	1
		F	-	1	-	-	-	1	-	-	-	-	1	-	-	-	-	-	2	-	2	7
	SYPHILIS AND OTHER VENEREAL DISEASES (090-099)																					
093	CARDIOVASCULAR SYPHILIS	M	-	-	-	-	-	-	-	-	-	-	-	-	-	-	-	-	-	-	-	-
		F	-	-	-	-	-	-	-	-	-	-	-	-	-	-	-	-	1	-	-	1
093.9	OTHER CARDIOVASCULAR	M	-	-	-	-	-	-	-	-	-	-	-	-	-	-	-	-	-	-	-	-
		F	-	-	-	-	-	-	-	-	-	-	-	-	-	-	-	-	1	-	-	1
094	SYPHILIS OF CENTRAL NERVOUS SYSTEM	M	-	-	-	-	-	-	-	-	-	-	-	-	-	-	-	-	1	-	-	1
		F	-	-	-	-	-	-	-	-	-	-	-	-	-	-	-	-	1	-	-	1
094.0	TABES DORSALIS	M	-	-	-	-	-	-	-	-	-	-	-	-	-	-	-	-	1	-	-	1
		F	-	-	-	-	-	-	-	-	-	-	-	-	-	-	-	-	-	-	-	-
094.1	GENERAL PARESIS	M	-	-	-	-	-	-	-	-	-	-	-	-	-	-	-	-	-	-	-	-
		F	-	-	-	-	-	-	-	-	-	-	-	-	-	-	-	-	1	-	-	1
OTAL	SYPHILIS AND OTHER VENEREAL DISEASES (090-099)	M	-	-	-	-	-	-	-	-	-	-	-	-	-	-	-	-	1	-	-	1
		F	-	-	-	-	-	-	-	-	-	-	-	-	-	-	-	-	2	-	-	2
	MYCOSES (110-117)																					
112	MONILIASIS	M	-	-	-	-	-	-	-	-	-	-	-	-	-	-	-	-	-	-	-	-
		F	-	-	-	-	-	-	-	-	-	-	-	-	-	-	-	-	1	-	-	1
OTAL	MYCOSES (110-117)	M	-	-	-	-	-	-	-	-	-	-	-	-	-	-	-	-	-	-	-	-
		F	-	-	-	-	-	-	-	-	-	-	-	-	-	-	-	-	1	-	-	1
	HELMINTHIASES (120-129)																					
129	INTESTINAL PARASITISM, UNSPECIFIED	M	-	-	-	-	-	-	-	-	-	-	-	-	-	-	-	-	-	-	-	-
		F	-	-	-	-	-	-	-	-	-	-	-	-	-	-	-	1	-	-	-	1
OTAL	HELMINTHIASES (120-129)	M	-	-	-	-	-	-	-	-	-	-	-	-	-	-	-	-	-	-	-	-
		F	-	-	-	-	-	-	-	-	-	-	-	-	-	-	-	1	-	-	-	1
OTAL	INFECTIVE AND PARASITIC DISEASES (000-136)	M	4	3	1	1	-	-	-	-	-	3	3	4	5	4	4	4	6	3	6	51
		F	1	3	1	1	-	1	-	1	-	-	2	5	3	8	3	4	9	2	6	50
	II. NEOPLASMS (140-239)																					
	MALIGNANT NEOPLASM OF BUCCAL CAVITY AND PHARYNX (140-149)																					
140	LIP	M	-	-	-	-	-	-	-	-	-	-	-	-	-	1	-	-	-	-	1	2
		F	-	-	-	-	-	-	-	-	-	-	-	-	-	-	-	-	-	1	-	1
140.1	LOWER	M	-	-	-	-	-	-	-	-	-	-	-	-	-	-	-	-	-	-	-	-
		F	-	-	-	-	-	-	-	-	-	-	-	-	-	-	-	-	-	1	-	1
140.9	UNSPECIFIED	M	-	-	-	-	-	-	-	-	-	-	-	-	-	1	-	-	-	-	1	2
		F	-	-	-	-	-	-	-	-	-	-	-	-	-	-	-	-	-	-	-	-
141	TONGUE	M	-	-	-	-	-	-	-	-	-	1	1	3	3	2	-	-	-	1	-	11
		F	-	-	-	-	-	-	-	-	-	-	-	-	1	2	-	1	2	1	1	8
141.9	PART UNSPECIFIED	M	-	-	-	-	-	-	-	-	-	1	1	3	3	2	-	-	-	1	-	11
		F	-	-	-	-	-	-	-	-	-	-	-	-	1	2	-	1	2	1	1	8
142	SALIVARY GLAND	M	-	-	-	-	-	-	-	-	-	-	-	-	-	-	1	1	1	-	-	3
		F	-	-	-	-	-	-	-	-	-	-	-	-	-	-	1	-	-	-	-	1
142.0	PAROTID GLAND	M	-	-	-	-	-	-	-	-	-	-	-	-	-	-	1	-	1	-	-	2
		F	-	-	-	-	-	-	-	-	-	-	-	-	-	-	1	-	-	-	-	1
142.8	OTHER SPECIFIED	M	-	-	-	-	-	-	-	-	-	-	-	-	-	-	-	1	-	-	-	1
		F	-	-	-	-	-	-	-	-	-	-	-	-	-	-	-	-	-	-	-	-
143	GUM	M	-	-	-	-	-	-	-	-	-	-	-	-	-	-	-	1	-	1	-	2
		F	-	-	-	-	-	-	-	-	-	-	-	-	-	-	-	-	-	-	-	-

NOTE—Cause of death adjustments resulting from medical coder's queries are not reflected in this table. *See* Introduction.

DEATHS BY CAUSE, SEX, AND AGE, ACCORDING TO THE DETAILED LIST, BRITISH COLUMBIA, 1976

Age-Group (Years)

INT. LIST.	C A U S E		00 -01	01 -04	05 -09	10 -14	15 -19	20 -24	25 -29	30 -34	35 -39	40 -44	45 -49	50 -54	55 -59	60 -64	65 -69	70 -74	75 -79	80 -84	85+	TOT
143.0	UPPER	M	-	-	-	-	-	-	-	-	-	-	-	-	-	-	-	-	-	1	-	
		F	-	-	-	-	-	-	-	-	-	-	-	-	-	-	-	-	-	-	-	
143.9	UNSPECIFIED	M	-	-	-	-	-	-	-	-	-	-	-	-	-	-	-	1	-	-	-	
		F	-	-	-	-	-	-	-	-	-	-	-	-	-	-	-	-	-	-	-	
144	FLOOR OF MOUTH	M	-	-	-	-	-	-	-	-	-	-	-	-	-	-	1	-	-	1	-	
		F	-	-	-	-	-	-	-	-	-	-	-	1	-	-	-	-	-	-	1	
145	MOUTH, OTHER AND UNSPECIFIED PARTS	M	-	-	-	-	-	-	-	-	-	-	-	-	-	1	-	-	-	-	1	
		F	-	-	-	-	-	-	-	-	-	-	-	1	-	-	-	-	-	-	-	
145.0	BUCCAL MUCOSA	M	-	-	-	-	-	-	-	-	-	-	-	-	-	-	-	-	-	-	1	
		F	-	-	-	-	-	-	-	-	-	-	-	-	-	-	-	-	-	-	-	
145.1	PALATE (HARD) (SOFT)	M	-	-	-	-	-	-	-	-	-	-	-	-	-	1	-	-	-	-	-	
		F	-	-	-	-	-	-	-	-	-	-	-	1	-	-	-	-	-	-	-	
146	OROPHARYNX	M	-	-	-	-	-	-	-	-	-	-	-	-	1	-	-	-	-	-	-	
		F	-	-	-	-	-	-	-	-	-	-	-	-	-	-	1	-	-	-	-	
146.0	TONSILS	M	-	-	-	-	-	-	-	-	-	-	-	-	1	-	-	-	-	-	-	
		F	-	-	-	-	-	-	-	-	-	-	-	-	-	-	1	-	-	-	-	
147	NASOPHARYNX	M	-	-	-	-	-	-	-	-	-	2	2	-	-	-	2	-	2	-	1	
		F	-	1	-	-	-	-	-	-	-	-	-	-	-	-	-	-	1	-	-	
148	HYPOPHARYNX	M	-	-	-	-	-	-	-	-	-	-	1	-	1	1	-	-	-	1	-	
		F	-	-	-	-	-	-	-	-	-	-	-	-	-	-	-	-	-	-	-	
148.1	PYRIFORM FOSSA	M	-	-	-	-	-	-	-	-	-	-	1	-	-	-	-	-	-	-	-	
		F	-	-	-	-	-	-	-	-	-	-	-	-	-	-	-	-	-	-	-	
148.9	PART UNSPECIFIED	M	-	-	-	-	-	-	-	-	-	-	-	-	1	1	-	-	-	1	-	
		F	-	-	-	-	-	-	-	-	-	-	-	-	-	-	-	-	-	-	-	
149	PHARYNX, UNSPECIFIED	M	-	-	-	-	-	-	-	-	-	-	1	-	1	1	1	1	2	1	-	
		F	-	-	-	-	-	-	-	-	-	-	-	-	-	-	-	-	-	-	-	
TOTAL	MALIGNANT NEOPLASM OF BUCCAL CAVITY AND PHARYNX (140-149)	M	-	-	-	-	-	-	-	-	-	3	5	3	6	6	5	3	5	5	3	
		F	-	1	-	-	-	-	-	-	-	-	-	2	1	2	2	1	3	2	2	
	MALIGNANT NEOPLASM OF DIGESTIVE ORGANS AND PERITONEUM (150-159)																					
150	ESOPHAGUS	M	-	-	-	-	-	-	-	-	-	1	-	4	3	10	8	5	4	6	4	
		F	-	-	-	-	-	-	-	-	-	-	-	3	3	5	6	3	3	4	2	
151	STOMACH	M	-	-	-	-	-	-	-	-	1	2	3	4	16	20	16	26	21	17	19	
		F	-	-	-	-	-	-	-	-	1	1	2	7	3	8	16	11	20	13	16	
151.0	CARDIA	M	-	-	-	-	-	-	-	-	-	-	1	-	-	-	-	-	-	1	1	
		F	-	-	-	-	-	-	-	-	-	-	-	-	-	-	-	-	-	-	-	
151.1	PYLORUS	M	-	-	-	-	-	-	-	-	-	-	-	-	-	-	-	-	1	-	-	
		F	-	-	-	-	-	-	-	-	-	-	-	-	-	-	-	-	-	-	-	
151.8	OTHER SPECIFIED PARTS	M	-	-	-	-	-	-	-	-	-	-	-	-	-	1	-	-	-	-	-	
		F	-	-	-	-	-	-	-	-	-	-	-	-	-	-	-	1	-	-	-	
151.9	PART UNSPECIFIED	M	-	-	-	-	-	-	-	-	1	2	2	4	16	19	18	26	20	16	18	
		F	-	-	-	-	-	-	-	-	1	1	2	7	3	8	16	10	20	13	16	
152	SMALL INTESTINE, INCLUDING DUODENUM	M	-	-	-	-	-	-	-	-	-	-	-	-	-	1	2	1	1	1	-	
		F	-	-	-	-	-	-	-	-	-	1	-	1	2	1	1	-	-	-	1	
152.0	DUODENUM	M	-	-	-	-	-	-	-	-	-	-	-	-	-	-	-	-	1	-	-	
		F	-	-	-	-	-	-	-	-	-	1	-	1	-	-	-	-	-	-	1	
152.1	JEJUNUM	M	-	-	-	-	-	-	-	-	-	-	-	-	-	-	-	1	-	-	-	
		F	-	-	-	-	-	-	-	-	-	-	-	-	-	-	1	-	-	-	-	
152.2	ILEUM	M	-	-	-	-	-	-	-	-	-	-	-	-	-	-	1	-	-	-	-	
		F	-	-	-	-	-	-	-	-	-	-	-	-	-	-	-	-	-	-	-	
152.9	PART UNSPECIFIED	M	-	-	-	-	-	-	-	-	-	-	-	-	-	1	1	-	-	1	-	
		F	-	-	-	-	-	-	-	-	-	-	-	-	2	1	-	-	-	-	-	
153	LARGE INTESTINE, EXCEPT RECTUM	M	-	-	-	-	-	-	-	1	1	6	8	7	10	20	23	32	29	19	21	

NOTE—Cause of death adjustments resulting from medical coder's queries are not reflected in this table. *See* Introduction.

DEATHS BY CAUSE, SEX, AND AGE, ACCORDING TO THE DETAILED LIST, BRITISH COLUMBIA, 1976

Age-Group (Years)

NT. IST.	C A U S E		00 -01	01 -04	05 -09	10 -14	15 -19	20 -24	25 -29	30 -34	35 -39	40 -44	45 -49	50 -54	55 -59	60 -64	65 -69	70 -74	75 -79	80 -84	85+	TOTAL
		F	-	-	-	-	-	-	2	-	1	2	4	9	10	25	19	31	31	26	31	191
53.0	CECUM, APPENDIX AND ASCENDING COLON	M	-	-	-	-	-	-	-	1	-	1	1	-	1	2	2	4	4	4	3	23
		F	-	-	-	-	-	-	-	-	-	-	-	2	-	4	4	6	6	5	6	33
53.1	TRANSVERSE COLON	M	-	-	-	-	-	-	-	-	1	1	2	2	2	-	2	1	1	1	3	16
		F	-	-	-	-	-	-	-	-	-	1	-	2	-	1	-	2	6	2	2	16
53.2	DESCENDING COLON	M	-	-	-	-	-	-	-	-	-	-	-	-	-	-	-	4	6	-	1	11
		F	-	-	-	-	-	-	-	-	-	-	-	-	-	1	-	-	-	3	1	5
53.3	SIGMOID COLON	M	-	-	-	-	-	-	-	-	-	1	-	2	1	7	4	6	7	6	2	36
		F	-	-	-	-	-	-	-	-	-	-	1	-	1	5	3	6	5	4	5	30
53.8	LARGE INTESTINE, PART UNSPECIFIED	M	-	-	-	-	-	-	-	-	-	3	4	3	5	10	12	15	9	6	10	77
		F	-	-	-	-	-	-	1	-	1	1	3	4	8	14	10	16	11	10	16	95
53.9	INTESTINAL TRACT, PART UNSPECIFIED	M	-	-	-	-	-	-	-	-	-	-	1	-	1	1	3	2	2	2	2	14
		F	-	-	-	-	-	-	1	-	-	-	-	1	1	-	2	1	3	2	1	12
54	RECTUM AND RECTOSIGMOID JUNCTION	M	-	-	-	-	-	-	-	-	-	1	2	6	3	10	13	12	14	11	20	92
		F	-	-	-	-	-	-	-	-	-	-	-	5	4	5	7	9	10	13	12	65
54.0	RECTOSIGMOID JUNCTION	M	-	-	-	-	-	-	-	-	-	-	-	-	1	2	1	2	3	1	4	14
		F	-	-	-	-	-	-	-	-	-	-	-	-	2	1	1	4	1	5	-	14
54.1	RECTUM	M	-	-	-	-	-	-	-	-	-	1	2	6	2	8	12	10	11	10	16	78
		F	-	-	-	-	-	-	-	-	-	-	-	5	2	4	6	5	9	8	12	51
55	LIVER AND INTRAHEPATIC BILE DUCTS	M	-	-	-	-	-	-	-	-	1	2	2	1	3	3	5	3	3	2	1	26
		F	-	-	-	-	-	-	-	-	-	-	1	1	1	5	5	5	1	-	1	20
55.0	LIVER	M	-	-	-	-	-	-	-	-	1	2	2	1	3	3	5	3	3	2	1	26
		F	-	-	-	-	-	-	-	-	-	-	-	1	1	5	4	4	1	-	1	17
55.1	INTRAHEPATIC BILE DUCTS	M	-	-	-	-	-	-	-	-	-	-	-	-	-	-	-	-	-	-	-	-
		F	-	-	-	-	-	-	-	-	-	-	1	-	-	-	1	1	-	-	-	3
56	GALLBLADDER AND BILE DUCTS	M	-	-	-	-	-	-	-	-	-	-	-	-	4	2	3	1	7	2	3	22
		F	-	-	-	-	-	-	-	-	-	-	1	-	1	3	4	8	2	5	4	28
56.0	GALLBLADDER	M	-	-	-	-	-	-	-	-	-	-	-	-	2	-	2	-	4	1	1	10
		F	-	-	-	-	-	-	-	-	-	-	-	-	1	3	4	5	2	2	2	19
56.1	EXTRAHEPATIC BILE DUCTS	M	-	-	-	-	-	-	-	-	-	-	-	-	2	2	1	1	1	1	2	10
		F	-	-	-	-	-	-	-	-	-	-	-	-	-	-	-	1	-	3	2	6
56.2	AMPULLA OF VATER	M	-	-	-	-	-	-	-	-	-	-	-	-	-	-	-	-	2	-	-	2
		F	-	-	-	-	-	-	-	-	-	-	1	-	-	-	-	2	-	-	-	3
7	PANCREAS	M	-	-	-	-	-	-	-	-	-	2	8	4	11	19	17	23	19	7	9	119
		F	-	-	-	-	-	-	-	-	1	1	2	5	10	16	13	15	11	14	12	100
7.0	HEAD	M	-	-	-	-	-	-	-	-	-	-	-	1	-	3	3	2	1	-	3	13
		F	-	-	-	-	-	-	-	-	-	-	-	1	4	3	1	4	1	2	3	19
7.8	OTHER SPECIFIED PARTS	M	-	-	-	-	-	-	-	-	-	-	1	-	-	-	1	-	-	-	-	2
		F	-	-	-	-	-	-	-	-	-	-	-	-	-	1	1	-	-	1	-	3
7.9	UNSPECIFIED	M	-	-	-	-	-	-	-	-	-	2	7	3	11	16	13	21	18	7	6	104
		F	-	-	-	-	-	-	-	-	1	1	2	4	6	12	11	11	10	11	9	78
8	PERITONEUM AND RETROPERITONEAL TISSUE	M	-	-	-	-	-	-	-	-	-	-	-	1	1	-	-	2	1	-	-	5
		F	-	-	-	-	-	-	-	-	-	-	-	-	-	-	1	1	-	1	-	3
.0	RETROPERITONEAL TISSUE	M	-	-	-	-	-	-	-	-	-	-	-	1	1	-	-	1	-	-	-	3
		F	-	-	-	-	-	-	-	-	-	-	-	-	-	-	-	1	-	1	-	2
.9	OTHER PARTS	M	-	-	-	-	-	-	-	-	-	-	-	-	-	-	-	1	1	-	-	2
		F	-	-	-	-	-	-	-	-	-	-	-	-	-	-	1	-	-	-	-	1
	UNSPECIFIED DIGESTIVE ORGANS	M	-	-	-	-	-	-	-	-	-	-	-	-	1	1	-	-	-	-	1	3
		F	-	-	-	-	-	-	-	-	-	-	-	-	1	-	-	-	1	-	-	2
L	MALIGNANT NEOPLASM OF DIGESTIVE ORGANS AND PERITONEUM (150-159)	M	-	-	-	-	-	-	-	1	3	14	23	27	52	86	87	105	99	65	78	640
		F	-	-	-	-	-	-	2	-	3	5	10	31	35	68	72	83	79	76	79	543
	MALIGNANT NEOPLASM OF RESPIRATORY SYSTEM (160-163)																					

NOTE—Cause of death adjustments resulting from medical coder's queries are not reflected in this table. *See* Introduction.

DEATHS BY CAUSE, SEX, AND AGE, ACCORDING TO THE DETAILED LIST, BRITISH COLUMBIA, 1976

Age-Group (Years)

INT. LIST.	C A U S E		00 -01	01 -04	05 -09	10 -14	15 -19	20 -24	25 -29	30 -34	35 -39	40 -44	45 -49	50 -54	55 -59	60 -64	65 -69	70 -74	75 -79	80 -84	85+	TOTAL
160	NOSE, NASAL CAVITIES AND MIDDLE EAR	M	-	-	-	-	-	-	-	-	-	-	1	-	-	1	-	-	-	-	1	3
		F	-	-	-	-	-	-	-	-	-	-	-	-	-	-	-	1	-	-	1	2
160.0	NOSE (INTERNAL) AND NASAL CAVITIES	M	-	-	-	-	-	-	-	-	-	-	-	-	-	-	-	-	-	-	1	1
		F	-	-	-	-	-	-	-	-	-	-	-	-	-	-	-	-	-	-	1	1
160.2	MAXILLARY SINUS	M	-	-	-	-	-	-	-	-	-	-	1	-	-	1	-	-	-	-	-	2
		F	-	-	-	-	-	-	-	-	-	-	-	-	-	-	-	1	-	-	-	1
161	LARYNX	M	-	-	-	-	-	-	-	-	-	1	-	1	2	4	1	3	3	2	-	17
		F	-	-	-	-	-	-	-	-	-	-	-	-	-	-	-	1	-	1	-	2
161.0	GLOTTIS	M	-	-	-	-	-	-	-	-	-	-	-	-	1	-	-	-	-	-	-	1
		F	-	-	-	-	-	-	-	-	-	-	-	-	-	-	-	-	-	-	-	-
161.8	OTHER SPECIFIED PARTS	M	-	-	-	-	-	-	-	-	-	1	-	-	-	-	-	1	1	-	-	3
		F	-	-	-	-	-	-	-	-	-	-	-	-	-	-	-	-	-	-	-	-
161.9	PART UNSPECIFIED	M	-	-	-	-	-	-	-	-	-	-	-	1	1	4	1	2	2	2	-	13
		F	-	-	-	-	-	-	-	-	-	-	-	-	-	-	-	1	-	1	-	2
162	TRACHEA, BRONCHUS AND LUNG	M	-	-	-	-	-	-	1	1	4	7	23	45	74	108	132	148	89	49	26	707
		F	-	-	-	-	-	1	-	-	4	6	12	17	26	23	30	29	15	15	15	192
162.0	TRACHEA	M	-	-	-	-	-	-	-	-	-	-	-	1	-	-	-	-	-	-	-	1
		F	-	-	-	-	-	-	-	-	-	-	-	-	-	1	-	1	-	-	1	3
162.1	BRONCHUS AND LUNG	M	-	-	-	-	-	-	1	1	4	7	23	44	74	108	132	148	89	49	26	706
		F	-	-	-	-	-	1	-	-	4	6	12	17	26	22	30	28	15	15	14	190
163	RESPIRATORY ORGANS, OTHER AND NOS	M	-	-	-	-	-	-	-	-	-	-	-	-	-	1	1	1	1	1	1	6
		F	-	-	-	-	-	-	-	-	-	-	-	-	1	1	-	-	-	-	-	2
163.0	PLEURA	M	-	-	-	-	-	-	-	-	-	-	-	-	-	1	-	1	-	1	-	3
		F	-	-	-	-	-	-	-	-	-	-	-	-	-	-	-	-	-	-	-	-
163.1	MEDIASTINUM	M	-	-	-	-	-	-	-	-	-	-	-	-	-	-	-	-	-	-	1	
		F	-	-	-	-	-	-	-	-	-	-	-	-	1	1	-	-	-	-	-	
163.9	SITE UNSPECIFIED	M	-	-	-	-	-	-	-	-	-	-	-	-	-	-	1	-	1	-	-	3
		F	-	-	-	-	-	-	-	-	-	-	-	-	-	-	-	-	-	-	-	1
TOTAL	MALIGNANT NEOPLASM OF RESPIRATORY SYSTEM (160-163)	M	-	-	-	-	-	-	1	1	4	8	24	46	76	114	134	152	93	52	28	735
		F	-	-	-	-	-	1	-	-	4	6	12	17	27	24	30	31	15	16	16	199
	MALIGNANT NEOPLASM, BONE, CONNECTIVE TISSUE, SKIN AND BREAST (170-174)																					
170	BONE	M	-	-	-	-	2	1	-	1	1	-	-	-	1	1	-	3	-	-	1	11
		F	-	-	-	1	2	-	-	-	-	-	-	1	-	1	-	2	1	-	-	8
170.0	SKULL AND FACE	M	-	-	-	-	-	-	-	1	1	-	-	-	-	-	-	-	-	-	-	3
		F	-	-	-	-	-	-	-	-	-	-	-	1	-	-	-	1	-	-	-	2
170.2	VERTEBRAL COLUMN	M	-	-	-	-	-	-	-	-	-	-	-	-	-	-	-	-	-	-	-	-
		F	-	-	-	-	-	-	-	-	-	-	-	-	-	1	-	-	-	-	-	1
170.3	RIBS, STERNUM AND CLAVICLE	M	-	-	-	-	-	-	-	-	-	-	-	-	-	-	-	1	-	-	-	1
		F	-	-	-	-	-	-	-	-	-	-	-	-	-	-	-	-	-	-	-	-
170.4	UPPER LIMB, LONG BONES AND SCAPULA	M	-	-	-	-	-	-	-	-	-	-	-	-	-	-	-	-	-	-	-	-
		F	-	-	-	-	-	-	-	-	-	-	-	-	-	-	-	1	-	-	-	1
170.6	PELVIC BONES, SACRUM, COCCYX	M	-	-	-	-	-	-	-	-	-	-	-	-	-	1	-	1	-	-	-	2
		F	-	-	-	1	-	-	-	-	-	-	-	-	-	-	-	-	1	-	-	2
170.7	LOWER LIMB, LONG BONES	M	-	-	-	-	1	-	-	-	-	-	-	-	1	-	-	1	-	-	1	4
		F	-	-	-	-	1	-	-	-	-	-	-	-	-	-	-	-	-	-	-	1
170.9	SITE UNSPECIFIED	M	-	-	-	-	1	1	-	-	-	-	-	-	-	-	-	-	-	-	-	2
		F	-	-	-	-	1	-	-	-	-	-	-	-	-	-	-	-	-	-	-	1
171	CONNECTIVE AND OTHER SOFT TISSUE	M	-	-	-	-	1	-	-	-	1	2	-	-	-	1	1	-	-	-	1	7
		F	-	1	-	-	-	1	-	1	-	1	1	-	-	1	-	-	-	-	-	6
171.1	TRUNK	M	-	-	-	-	-	-	-	-	-	-	-	-	-	-	-	-	-	-	1	1
		F	-	1	-	-	-	1	-	-	-	1	1	-	-	1	-	-	-	-	-	5
171.2	UPPER LIMB (INCLUDING SHOULDER)	M	-	-	-	-	-	-	-	-	-	1	-	-	-	-	-	-	-	-	-	1

NOTE—Cause of death adjustments resulting from medical coder's queries are not reflected in this table. *See* Introduction.

DEATHS BY CAUSE, SEX, AND AGE, ACCORDING TO THE DETAILED LIST, BRITISH COLUMBIA, 1976

Age-Group (Years)

INT. LIST.	C A U S E		00 -01	01 -04	05 -09	10 -14	15 -19	20 -24	25 -29	30 -34	35 -39	40 -44	45 -49	50 -54	55 -59	60 -64	65 -69	70 -74	75 -79	80 -84	85+	TOTAL
		F	-	-	-	-	-	-	-	-	-	-	-	-	-	-	-	-	-	-	-	-
171.3	LOWER LIMB (INCLUDING HIP)	M	-	-	-	-	-	-	-	-	1	-	-	-	-	1	-	-	-	-	-	2
		F	-	-	-	-	-	-	-	-	-	-	-	-	-	-	-	-	-	-	-	-
171.9	SITE UNSPECIFIED	M	-	-	-	-	1	-	-	-	-	1	-	-	-	-	1	-	-	-	-	3
		F	-	-	-	-	-	-	-	1	-	-	-	-	-	-	-	-	-	-	-	1
172	MALIGNANT MELANOMA OF SKIN	M	-	-	-	-	-	2	1	1	-	2	3	2	-	-	-	1	-	-	2	14
		F	-	-	-	-	-	1	-	1	2	1	1	4	2	2	1	1	-	-	3	19
172.3	FACE, OTHER AND UNSPECIFIED PARTS	M	-	-	-	-	-	-	-	-	-	-	-	-	-	-	-	-	-	-	-	-
		F	-	-	-	-	-	-	-	-	-	-	-	-	-	1	-	1	-	-	-	2
172.6	TRUNK, EXCEPT SCROTUM	M	-	-	-	-	-	-	-	-	-	-	-	-	-	-	-	-	-	-	-	-
		F	-	-	-	-	-	-	-	-	-	-	-	-	-	-	1	-	-	-	-	1
172.8	LOWER LIMB	M	-	-	-	-	-	-	-	-	-	-	-	-	-	-	-	-	-	-	-	-
		F	-	-	-	-	-	-	-	-	-	1	-	-	-	-	-	-	-	-	3	4
172.9	SITE UNSPECIFIED	M	-	-	-	-	-	2	1	1	-	2	3	2	-	-	-	1	-	-	2	14
		F	-	-	-	-	-	1	-	1	2	-	1	4	2	1	-	-	-	-	-	12
173	OTHER, SKIN	M	-	-	-	-	-	-	-	-	-	-	-	-	-	-	-	1	-	-	-	1
		F	-	-	-	-	-	-	-	-	-	-	-	-	-	-	-	-	-	1	1	2
173.3	FACE, OTHER AND UNSPECIFIED PARTS	M	-	-	-	-	-	-	-	-	-	-	-	-	-	-	-	-	-	-	-	-
		F	-	-	-	-	-	-	-	-	-	-	-	-	-	-	-	-	-	1	1	2
173.6	TRUNK, EXCEPT SCROTUM	M	-	-	-	-	-	-	-	-	-	-	-	-	-	-	-	1	-	-	-	1
		F	-	-	-	-	-	-	-	-	-	-	-	-	-	-	-	-	-	-	-	-
174	BREAST	M	-	-	-	-	-	-	-	-	-	1	-	-	-	-	-	-	-	-	-	1
		F	-	-	-	-	-	-	-	5	7	7	21	50	47	42	51	34	33	20	35	352
OTAL	MALIGNANT NEOPLASM: BONE, CONNECTIVE TISSUE, SKIN AND BREAST (170-174)	M	-	-	-	-	3	3	1	2	2	5	3	2	1	2	1	5	-	-	4	34
		F	-	1	-	1	2	2	-	7	9	9	23	55	49	46	52	37	34	21	39	387
	MALIGNANT NEOPLASM OF GENITOURINARY ORGANS (180-189)																					
80	CERVIX UTERI	F	-	-	-	-	-	-	1	-	-	4	6	3	5	8	2	8	5	2	3	47
81	CHORIONEPITHELIOMA	F	-	-	-	-	-	-	1	-	-	-	-	-	-	-	-	-	-	-	-	1
82	OTHER, OF UTERUS	F	-	-	-	-	-	-	-	-	1	-	2	3	8	7	8	4	6	6	7	52
82.0	CORPUS UTERI	F	-	-	-	-	-	-	-	-	-	-	-	1	4	-	5	-	5	1	1	17
82.9	UNSPECIFIED	F	-	-	-	-	-	-	-	-	1	-	2	2	4	7	3	4	1	5	6	35
83	OVARY, FALLOPIAN TUBE AND BROAD LIGAMENT	F	-	-	-	-	-	-	-	2	1	3	6	23	16	14	17	8	19	5	9	123
83.0	OVARY	F	-	-	-	-	-	-	-	2	1	3	6	22	15	14	17	8	19	5	9	121
83.1	FALLOPIAN TUBE AND BROAD LIGAMENT	F	-	-	-	-	-	-	-	-	-	-	-	1	1	-	-	-	-	-	-	2
84	FEMALE GENITAL ORGANS, OTHER	F	-	-	-	-	-	-	-	-	-	-	1	-	-	1	1	-	1	1	3	8
84.0	VAGINA	F	-	-	-	-	-	-	-	-	-	-	-	-	-	1	-	-	1	1	-	3
84.1	VULVA	F	-	-	-	-	-	-	-	-	-	-	-	-	-	-	-	-	-	-	3	3
84.8	OTHER SPECIFIED SITES	F	-	-	-	-	-	-	-	-	-	-	1	-	-	-	-	-	-	-	-	1
84.9	SITE UNSPECIFIED	F	-	-	-	-	-	-	-	-	-	-	-	-	-	-	1	-	-	-	-	1
185	PROSTATE	M	-	-	-	-	-	-	-	-	-	-	-	3	8	20	13	36	49	40	66	235
186	TESTIS	M	-	-	-	-	-	3	-	3	1	1	-	-	-	-	-	1	-	-	-	9
188	BLADDER	M	-	-	-	-	-	-	-	-	-	-	2	1	4	4	8	13	11	15	16	74
		F	-	-	-	-	-	-	-	-	-	-	-	1	-	3	2	4	5	3	10	28
189	URINARY ORGANS, OTHER AND NOS	M	-	-	-	-	-	-	-	-	-	-	3	3	6	9	10	8	6	4	3	52

NOTE—Cause of death adjustments resulting from medical coder's queries are not reflected in this table. *See* Introduction.

DEATHS BY CAUSE, SEX, AND AGE, ACCORDING TO THE DETAILED LIST, BRITISH COLUMBIA, 1976

Age-Group (Years)

INT. LIST.	CAUSE		00 -01	01 -04	05 -09	10 -14	15 -19	20 -24	25 -29	30 -34	35 -39	40 -44	45 -49	50 -54	55 -59	60 -64	65 -69	70 -74	75 -79	80 -84	85+	TOTAL
		F	-	-	-	-	-	-	-	-	-	-	-	2	2	5	7	6	5	2	1	30
189.0	*KIDNEY, EXCEPT PELVIS*	M	-	-	-	-	-	-	-	-	-	-	3	3	6	8	9	7	5	4	2	47
		F	-	-	-	-	-	-	-	-	-	-	-	2	2	5	7	5	5	2	1	29
189.1	PELVIS OF KIDNEY	M	-	-	-	-	-	-	-	-	-	-	-	-	-	1	-	-	-	-	-	1
		F	-	-	-	-	-	-	-	-	-	-	-	-	-	-	-	1	-	-	-	1
189.2	URETER	M	-	-	-	-	-	-	-	-	-	-	-	-	-	-	1	1	1	-	1	4
		F	-	-	-	-	-	-	-	-	-	-	-	-	-	-	-	-	-	-	-	-
TOTAL	MALIGNANT NEOPLASM OF GENITOURINARY ORGANS (180-189)	M	-	-	-	-	-	3	-	3	1	1	5	7	18	33	31	58	66	59	85	370
		F	-	-	-	-	-	-	2	2	2	7	15	32	31	38	37	30	41	19	33	288
	MALIGNANT NEOPLASM OF OTHER AND UNSPECIFIED SITES (190-199)																					
190	EYE	M	-	-	-	-	-	-	-	-	-	-	-	-	-	-	-	-	1	-	-	1
		F	-	-	-	-	-	-	-	-	-	-	-	-	-	-	-	-	-	-	-	-
191	BRAIN	M	1	1	1	1	2	1	1	4	2	1	3	3	6	12	8	-	4	1	-	52
		F	-	2	2	-	2	1	1	1	2	1	1	6	7	8	4	3	2	1	1	45
192	OTHER PARTS OF NERVOUS SYSTEM	M	-	1	-	1	1	1	-	-	-	-	-	1	-	-	-	-	1	-	1	5
		F	-	1	-	-	-	-	-	-	-	-	-	-	1	1	-	-	-	-	-	3
192.2	SPINAL CORD	M	-	-	-	1	-	-	-	-	-	-	-	-	-	-	-	-	1	-	1	3
		F	-	-	-	-	-	-	-	-	-	-	-	-	-	-	-	-	-	-	-	-
192.4	PERIPHERAL NERVES	M	-	-	-	-	-	1	-	-	-	-	-	-	-	-	-	-	-	-	-	1
		F	-	1	-	-	-	-	-	-	-	-	-	-	1	-	-	-	-	-	-	2
192.5	SYMPATHETIC NERVOUS SYSTEM	M	-	1	-	-	1	-	-	-	-	-	-	-	-	-	-	-	-	-	-	2
		F	-	-	-	-	-	-	-	-	-	-	-	-	-	-	-	-	-	-	-	-
192.9	SITE UNSPECIFIED	M	-	-	-	-	-	-	-	-	-	-	-	1	-	-	-	-	-	-	-	1
		F	-	-	-	-	-	-	-	-	-	-	-	-	-	1	-	-	-	-	-	1
193	THYROID GLAND	M	-	-	-	-	-	-	-	-	-	-	-	-	-	-	-	1	-	1	1	3
		F	-	-	-	-	-	-	-	-	-	-	-	-	-	4	2	-	2	3	2	13
194	OTHER ENDOCRINE GLANDS	M	-	-	-	-	-	-	-	-	-	-	-	-	2	2	-	-	-	-	-	4
		F	-	-	-	-	-	-	-	-	-	-	-	-	-	1	-	-	-	-	-	1
194.0	SUPRARENAL	M	-	-	-	-	-	-	-	-	-	-	-	-	2	1	-	-	-	-	-	3
		F	-	-	-	-	-	-	-	-	-	-	-	-	-	1	-	-	-	-	-	1
194.2	THYMUS	M	-	-	-	-	-	-	-	-	-	-	-	-	-	1	-	-	-	-	-	1
		F	-	-	-	-	-	-	-	-	-	-	-	-	-	-	-	-	-	-	-	-
195	ILL-DEFINED SITES	M	-	-	-	-	-	-	-	-	-	1	-	1	-	-	-	1	1	1	2	7
		F	-	-	-	-	-	-	-	-	-	-	-	1	2	2	1	1	2	2	3	14
195.0	ABDOMEN, INTRA-ABDOMINAL CANCER	M	-	-	-	-	-	-	-	-	-	-	-	1	-	-	-	-	-	1	2	4
		F	-	-	-	-	-	-	-	-	-	-	-	-	2	2	-	1	1	1	2	9
195.1	PELVIS, RECTOVAGINAL SEPTUM	M	-	-	-	-	-	-	-	-	-	-	-	-	-	-	-	-	-	-	-	-
		F	-	-	-	-	-	-	-	-	-	-	-	1	-	-	1	-	1	-	1	4
195.9	OTHER	M	-	-	-	-	-	-	-	-	-	1	-	-	-	-	-	1	1	-	-	3
		F	-	-	-	-	-	-	-	-	-	-	-	-	-	-	-	-	-	1	-	1
196	SECONDARY AND UNSPECIFIED, LYMPH NODES	M	-	-	-	-	-	-	-	-	-	-	-	-	-	-	-	-	-	-	-	-
		F	-	-	-	-	-	-	-	-	-	-	-	1	-	-	-	1	-	1	-	3
196.0	HEAD, FACE AND NECK	M	-	-	-	-	-	-	-	-	-	-	-	-	-	-	-	-	-	-	-	-
		F	-	-	-	-	-	-	-	-	-	-	-	1	-	-	-	1	-	1	-	3
197	SECONDARY, RESPIRATORY AND DIGESTIVE	M	-	-	-	-	-	-	-	-	-	-	1	2	-	1	2	3	1	1	1	12
		F	-	-	-	-	-	-	-	-	-	-	-	-	-	1	2	1	3	1	3	12
197.0	LUNG	M	-	-	-	-	-	-	-	-	-	-	-	-	-	-	-	-	-	-	-	-
		F	-	-	-	-	-	-	-	-	-	-	-	-	-	-	-	-	1	-	-	1
197.7	LIVER, *SPECIFIED AS SECONDARY*	M	-	-	-	-	-	-	-	-	-	-	1	2	-	1	2	3	1	-	1	11
		F	-	-	-	-	-	-	-	-	-	-	-	-	-	1	1	1	2	1	3	9
197.8	LIVER, UNSPECIFIED	M	-	-	-	-	-	-	-	-	-	-	-	-	-	-	-	-	-	1	-	1

NOTE—Cause of death adjustments resulting from medical coder's queries are not reflected in this table. *See* Introduction.

DEATHS BY CAUSE, SEX, AND AGE, ACCORDING TO THE DETAILED LIST, BRITISH COLUMBIA, 1976

Age-Group (Years)

NT. IST.	CAUSE		00 -01	01 -04	05 -09	10 -14	15 -19	20 -24	25 -29	30 -34	35 -39	40 -44	45 -49	50 -54	55 -59	60 -64	65 -69	70 -74	75 -79	80 -84	85+	TOTAL
		F	-	-	-	-	-	-	-	-	-	-	-	-	-	-	1	-	-	-	-	1
98	OTHER SECONDARY	M	-	-	-	-	-	-	-	-	-	-	-	-	-	-	-	1	2	1	-	4
		F	-	-	-	-	-	-	-	1	-	-	-	1	-	2	-	-	-	-	-	4
98.3	BRAIN	M	-	-	-	-	-	-	-	-	-	-	-	-	-	-	-	-	1	-	-	1
		F	-	-	-	-	-	-	-	-	-	-	-	-	-	1	-	-	-	-	-	1
98.5	BONE	M	-	-	-	-	-	-	-	-	-	-	-	-	-	-	-	1	1	1	-	3
		F	-	-	-	-	-	-	-	-	-	-	-	1	-	1	-	-	-	-	-	2
98.9	OTHER SITES	M	-	-	-	-	-	-	-	-	-	-	-	-	-	-	-	-	-	-	-	-
		F	-	-	-	-	-	-	-	1	-	-	-	-	-	-	-	-	-	-	-	1
99	WITHOUT SPECIFICATION OF SITE	M	-	-	-	-	-	-	-	1	1	1	3	4	3	7	8	11	5	8	6	58
		F	-	-	-	-	-	-	-	-	1	-	2	4	8	5	3	8	7	10	14	62
99.0	MULTIPLE	M	-	-	-	-	-	-	-	1	-	-	2	-	1	2	4	4	1	1	3	19
		F	-	-	-	-	-	-	-	-	-	-	-	2	6	3	2	7	5	3	6	34
99.1	OTHER	M	-	-	-	-	-	-	-	-	1	1	1	4	2	5	4	7	4	7	3	39
		F	-	-	-	-	-	-	-	-	1	-	2	2	2	2	1	1	2	7	8	28
TAL	MALIGNANT NEOPLASM OF OTHER AND UNSPECIFIED SITES (190-199)	M	1	2	1	2	3	2	1	5	3	3	7	11	11	22	18	17	15	13	11	148
		F	-	3	2	-	2	1	1	2	3	1	3	13	18	24	12	14	16	18	23	156
	NEOPLASMS OF LYMPHATIC AND HEMATOPOIETIC TISSUE (200-209)																					
00	LYMPHOSARCOMA AND RETICULUM-CELL SARCOMA	M	-	-	-	-	3	-	2	1	3	2	-	3	4	7	6	6	7	5	-	49
		F	-	-	-	-	1	-	-	-	-	-	1	1	3	4	3	5	4	6	1	29
00.0	RETICULUM-CELL SARCOMA	M	-	-	-	-	-	-	1	-	1	1	-	1	1	2	1	-	1	3	-	12
		F	-	-	-	-	-	-	-	-	-	-	-	-	1	2	2	2	-	1	-	8
00.1	LYMPHOSARCOMA	M	-	-	-	-	3	-	1	1	2	1	-	2	3	5	5	6	6	2	-	37
		F	-	-	-	-	1	-	-	-	-	-	1	1	2	2	1	3	4	5	1	21
01	HODGKIN'S DISEASE	M	-	-	-	-	3	-	1	4	2	2	-	-	-	1	1	-	2	3	2	21
		F	-	-	-	1	-	-	-	-	-	-	-	2	-	-	2	3	3	-	-	11
02	OTHER NEOPLASMS OF LYMPHOID TISSUE	M	-	1	-	-	-	-	-	-	-	1	3	1	1	3	3	1	2	2	-	18
		F	-	-	-	-	-	1	1	-	-	1	-	1	1	1	1	-	1	3	2	13
02.0	GIANT FOLLICULAR LYMPHOMA	M	-	-	-	-	-	-	-	-	-	-	-	-	-	-	-	-	-	-	-	-
		F	-	-	-	-	-	-	-	-	-	1	-	-	-	-	-	-	-	-	-	1
02.2	OTHER PRIMARY OF LYMPHOID TISSUE	M	-	1	-	-	-	-	-	-	-	1	3	1	1	3	3	1	2	2	-	18
		F	-	-	-	-	-	1	1	-	-	-	-	1	1	1	1	-	1	3	2	12
03	MULTIPLE MYELOMA	M	-	-	-	-	-	-	1	-	-	-	-	5	2	9	7	3	5	3	3	38
		F	-	-	-	-	-	-	-	-	-	1	1	2	4	2	6	5	5	-	3	29
04	LYMPHATIC LEUKEMIA	M	-	-	-	1	4	1	1	-	-	-	1	-	1	1	2	7	4	6	4	33
		F	-	1	-	1	2	-	-	-	-	-	1	-	-	1	2	1	-	1	3	13
04.0	ACUTE	M	-	-	-	1	4	1	1	-	-	-	-	-	-	-	-	1	1	3	-	12
		F	-	1	-	1	2	-	-	-	-	-	-	-	-	-	-	-	-	1	-	5
04.1	CHRONIC	M	-	-	-	-	-	-	-	-	-	-	1	-	1	1	2	3	2	3	4	17
		F	-	-	-	-	-	-	-	-	-	-	1	-	-	1	2	1	-	-	3	8
04.9	UNSPECIFIED	M	-	-	-	-	-	-	-	-	-	-	-	-	-	-	-	3	1	-	-	4
		F	-	-	-	-	-	-	-	-	-	-	-	-	-	-	-	-	-	-	-	-
05	MYELOID LEUKEMIA	M	-	-	-	-	1	-	2	1	1	-	-	-	3	4	1	2	2	1	4	22
		F	-	-	-	-	-	1	-	-	-	-	1	1	2	-	2	1	3	3	3	17
05.0	ACUTE	M	-	-	-	-	1	-	1	1	1	-	-	-	2	1	-	1	1	1	1	11
		F	-	-	-	-	-	1	-	-	-	-	1	1	2	-	1	-	-	2	1	9
05.1	CHRONIC	M	-	-	-	-	-	-	1	-	-	-	-	-	1	2	1	1	1	-	-	7
		F	-	-	-	-	-	-	-	-	-	-	-	-	-	-	1	1	2	1	2	7
05.9	UNSPECIFIED	M	-	-	-	-	-	-	-	-	-	-	-	-	-	1	-	-	-	-	3	4
		F	-	-	-	-	-	-	-	-	-	-	-	-	-	-	-	-	1	-	-	1
06	MONOCYTIC LEUKEMIA	M	-	-	-	-	-	-	-	-	-	1	-	-	-	-	2	1	1	-	-	5

NOTE—Cause of death adjustments resulting from medical coder's queries are not reflected in this table. *See* Introduction.

DEATHS BY CAUSE, SEX, AND AGE, ACCORDING TO THE DETAILED LIST, BRITISH COLUMBIA, 1976

Age-Group (Years)

INT. LIST.	C A U S E		00 -01	01 -04	05 -09	10 -14	15 -19	20 -24	25 -29	30 -34	35 -39	40 -44	45 -49	50 -54	55 -59	60 -64	65 -69	70 -74	75 -79	80 -84	85+	TOTA
		F	-	-	-	-	-	-	-	1	-	-	-	-	-	-	-	1	-	-	-	
206.0	ACUTE	M	-	-	-	-	-	-	-	-	-	1	-	-	-	-	1	-	1	-	-	
		F	-	-	-	-	-	-	-	1	-	-	-	-	-	-	-	-	-	-	-	
206.1	CHRONIC	M	-	-	-	-	-	-	-	-	-	-	-	-	-	-	-	-	-	-	-	
		F	-	-	-	-	-	-	-	-	-	-	-	-	-	-	-	1	-	-	-	
206.9	UNSPECIFIED	M	-	-	-	-	-	-	-	-	-	-	-	-	-	-	1	1	-	-	-	
		F	-	-	-	-	-	-	-	-	-	-	-	-	-	-	-	-	-	-	-	
207	OTHER AND UNSPECIFIED LEUKEMIA	M	-	2	2	1	1	1	-	-	-	1	1	-	1	1	3	4	1	-	2	2
		F	-	1	1	1	-	-	-	-	-	-	1	-	2	3	1	1	2	-	2	1
207.0	LEUKEMIA, ACUTE	M	-	2	2	-	1	1	-	-	-	-	-	-	-	1	2	1	-	-	1	1
		F	-	-	1	1	-	-	-	-	-	-	1	-	2	3	-	1	-	-	-	
207.1	LEUKEMIA, CHRONIC	M	-	-	-	-	-	-	-	-	-	-	1	-	-	-	-	-	-	-	-	
		F	-	-	-	-	-	-	-	-	-	-	-	-	-	-	-	-	-	-	1	
207.9	LEUKEMIA, UNSPECIFIED	M	-	-	-	1	-	-	-	-	-	1	-	-	1	-	1	3	1	-	1	
		F	-	1	-	-	-	-	-	-	-	-	-	-	-	-	1	-	2	-	1	
208	POLYCYTHEMIA VERA	M	-	-	-	-	-	-	-	-	-	-	-	-	-	-	-	-	2	-	-	
		F	-	-	-	-	-	-	-	-	-	-	-	-	-	-	2	-	1	-	1	
209	MYELOFIBROSIS	M	1	-	-	-	-	-	-	-	-	-	-	-	1	-	-	-	3	-	1	
		F	-	-	-	-	-	-	-	-	-	-	-	-	2	2	-	2	-	-	3	
TOTAL	NEOPLASMS OF LYMPHATIC AND HEMATOPOIETIC TISSUE (200-209)	M	1	3	2	2	12	2	7	6	6	7	5	9	13	26	25	24	29	20	16	21
		F	-	2	1	3	3	2	1	1	-	2	5	7	14	13	19	19	19	13	18	14
	BENIGN NEOPLASMS (210-228)																					
212	RESPIRATORY SYSTEM	M	-	-	-	-	-	-	-	-	-	-	-	-	-	-	-	-	-	-	1	
		F	-	-	-	-	-	-	-	-	-	-	-	-	-	-	-	-	-	-	-	
212.3	BRONCHUS AND LUNG	M	-	-	-	-	-	-	-	-	-	-	-	-	-	-	-	-	-	-	1	
		F	-	-	-	-	-	-	-	-	-	-	-	-	-	-	-	-	-	-	-	
218	UTERINE FIBROMA	F	-	-	-	-	-	-	-	-	1	-	-	-	-	-	-	-	-	-	-	
225	BRAIN AND OTHER PARTS OF NERVOUS SYSTEM	M	-	-	-	-	-	-	-	-	-	-	-	-	-	-	-	-	-	1	-	
		F	-	-	-	-	-	-	-	-	-	-	-	-	-	1	-	1	1	1	-	
225.1	CRANIAL NERVES	M	-	-	-	-	-	-	-	-	-	-	-	-	-	-	-	-	-	-	-	
		F	-	-	-	-	-	-	-	-	-	-	-	-	-	-	-	-	1	-	-	
225.2	CEREBRAL MENINGES	M	-	-	-	-	-	-	-	-	-	-	-	-	-	-	-	-	-	1	-	
		F	-	-	-	-	-	-	-	-	-	-	-	-	-	1	-	-	-	-	-	
225.4	SPINAL MENINGES	M	-	-	-	-	-	-	-	-	-	-	-	-	-	-	-	-	-	-	-	
		F	-	-	-	-	-	-	-	-	-	-	-	-	-	-	-	-	-	1	-	
225.9	UNSPECIFIED SITE	M	-	-	-	-	-	-	-	-	-	-	-	-	-	-	-	-	-	-	-	
		F	-	-	-	-	-	-	-	-	-	-	-	-	-	-	-	1	-	-	-	
226	ENDOCRINE GLANDS	M	-	-	-	-	-	-	-	-	-	-	-	-	-	1	-	-	-	-	-	
		F	-	-	-	-	-	-	-	-	1	-	-	1	-	-	1	-	-	-	-	
226.0	SUPRARENAL	M	-	-	-	-	-	-	-	-	-	-	-	-	-	-	-	-	-	-	-	
		F	-	-	-	-	-	-	-	-	-	-	-	-	-	-	1	-	-	-	-	
226.2	PITUITARY AND CRANIOPHARYNGEAL DUCT	M	-	-	-	-	-	-	-	-	-	-	-	-	-	1	-	-	-	-	-	
		F	-	-	-	-	-	-	-	-	-	-	-	1	-	-	-	-	-	-	-	
226.3	PINEAL GLAND	M	-	-	-	-	-	-	-	-	-	-	-	-	-	-	-	-	-	-	-	
		F	-	-	-	-	-	-	-	-	1	-	-	-	-	-	-	-	-	-	-	
227	HEMANGIOMA AND LYMPHANGIOMA	M	-	-	-	-	-	-	-	-	-	-	-	-	-	-	-	-	1	-	-	
		F	-	-	-	-	-	-	-	-	-	-	-	-	-	-	-	-	-	-	-	
227.2	LYMPHANGIOMA	M	-	-	-	-	-	-	-	-	-	-	-	-	-	-	-	-	1	-	-	
		F	-	-	-	-	-	-	-	-	-	-	-	-	-	-	-	-	-	-	-	
TOTAL	BENIGN NEOPLASMS (210-228)	M	-	-	-	-	-	-	-	-	-	-	-	-	-	1	-	-	1	1	1	

NOTE—Cause of death adjustments resulting from medical coder's queries are not reflected in this table. *See* Introduction.

DEATHS BY CAUSE, SEX, AND AGE, ACCORDING TO THE DETAILED LIST, BRITISH COLUMBIA, 1976

Age-Group (Years)

NT. LIST.	C A U S E		00 -01	01 -04	05 -09	10 -14	15 -19	20 -24	25 -29	30 -34	35 -39	40 -44	45 -49	50 -54	55 -59	60 -64	65 -69	70 -74	75 -79	80 -84	85+	TOTAL
		F	-	-	-	-	-	-	-	-	2	-	-	1	-	1	1	1	1	1	-	8
	NEOPLASM OF UNSPECIFIED NATURE (230-239)																					
30	DIGESTIVE ORGANS	M	-	-	-	-	-	-	-	-	-	-	-	-	-	-	-	-	-	-	-	-
		F	-	-	-	-	-	-	-	-	-	-	-	-	1	-	-	-	-	1	1	3
30.5	LIVER AND BILIARY PASSAGES	M	-	-	-	-	-	-	-	-	-	-	-	-	-	-	-	-	-	-	-	-
		F	-	-	-	-	-	-	-	-	-	-	-	-	-	-	-	-	-	1	1	2
30.6	PANCREAS	M	-	-	-	-	-	-	-	-	-	-	-	-	-	-	-	-	-	-	-	-
		F	-	-	-	-	-	-	-	-	-	-	-	-	1	-	-	-	-	-	-	1
31	RESPIRATORY ORGANS	M	-	-	-	-	-	-	-	-	-	-	-	-	-	-	-	1	-	1	-	2
		F	-	-	-	-	-	-	-	-	-	-	-	-	-	-	-	-	-	-	1	1
31.0	NOSE, MIDDLE EAR, SINUS	M	-	-	-	-	-	-	-	-	-	-	-	-	-	-	-	-	-	1	-	1
		F	-	-	-	-	-	-	-	-	-	-	-	-	-	-	-	-	-	-	-	-
31.4	PLEURA	M	-	-	-	-	-	-	-	-	-	-	-	-	-	-	-	1	-	-	-	1
		F	-	-	-	-	-	-	-	-	-	-	-	-	-	-	-	-	-	-	-	-
31.5	MEDIASTINUM	M	-	-	-	-	-	-	-	-	-	-	-	-	-	-	-	-	-	-	-	-
		F	-	-	-	-	-	-	-	-	-	-	-	-	-	-	-	-	-	-	1	1
34	UTERUS	F	-	-	-	-	-	-	-	-	-	-	-	-	-	-	1	-	-	-	-	1
34.9	OTHER AND UNSPECIFIED PART	F	-	-	-	-	-	-	-	-	-	-	-	-	-	-	1	-	-	-	-	1
35	OVARY	F	-	-	-	-	-	-	-	-	-	-	-	-	-	-	-	-	-	-	1	1
37	OTHER GENITOURINARY ORGANS	M	-	-	-	-	-	-	-	-	-	-	-	-	-	-	-	-	-	-	1	1
		F	-	-	-	-	-	-	-	-	-	-	-	-	-	-	-	-	1	-	-	1
37.3	KIDNEY, EXCEPT PELVIS	M	-	-	-	-	-	-	-	-	-	-	-	-	-	-	-	-	-	-	1	1
		F	-	-	-	-	-	-	-	-	-	-	-	-	-	-	-	-	-	-	-	-
37.6	BLADDER	M	-	-	-	-	-	-	-	-	-	-	-	-	-	-	-	-	-	-	-	-
		F	-	-	-	-	-	-	-	-	-	-	-	-	-	-	-	-	1	-	-	1
38	EYE, BRAIN AND OTHER PARTS OF NERVOUS SYSTEM	M	1	-	1	1	-	-	-	-	-	-	-	1	3	1	1	1	3	-	1	14
		F	-	-	-	1	-	-	1	-	-	-	-	2	1	-	1	1	1	1	-	9
38.1	BRAIN	M	1	-	1	1	-	-	-	-	-	-	-	1	3	1	-	1	3	-	1	13
		F	-	-	-	1	-	-	1	-	-	-	-	2	1	-	1	1	1	1	-	9
38.3	CEREBRAL MENINGES	M	-	-	-	-	-	-	-	-	-	-	-	-	-	-	1	-	-	-	-	1
		F	-	-	-	-	-	-	-	-	-	-	-	-	-	-	-	-	-	-	-	-
39	OTHER AND UNSPECIFIED ORGANS	M	1	-	-	-	-	-	-	-	-	-	-	-	-	-	-	-	1	-	-	2
		F	-	-	-	-	-	-	-	-	-	-	-	-	-	-	-	-	-	-	-	-
39.1	ENDOCRINE GLANDS	M	-	-	-	-	-	-	-	-	-	-	-	-	-	-	-	-	1	-	-	1
		F	-	-	-	-	-	-	-	-	-	-	-	-	-	-	-	-	-	-	-	-
39.9	OTHER AND UNSPECIFIED SITES	M	1	-	-	-	-	-	-	-	-	-	-	-	-	-	-	-	-	-	-	1
		F	-	-	-	-	-	-	-	-	-	-	-	-	-	-	-	-	-	-	-	-
TAL	NEOPLASM OF UNSPECIFIED NATURE (230-239)	M	2	-	1	1	-	-	-	-	-	-	-	1	3	1	1	2	4	1	2	19
		F	-	-	-	1	-	-	1	-	-	-	-	2	2	-	2	1	2	2	3	16
TAL	NEOPLASMS (140-239)	M	4	5	4	5	18	10	10	18	19	41	72	106	180	291	302	366	312	216	228	2207
		F	-	7	3	5	7	6	7	12	23	30	68	160	177	216	227	217	210	168	213	1756
	III. ENDOCRINE, NUTRITIONAL AND METABOLIC DISEASES (240-279)																					
	DISEASES OF THYROID GLAND (240-246)																					
40	SIMPLE GOITER	M	-	-	-	-	-	-	-	-	-	-	-	-	-	-	-	-	-	-	-	-
		F	-	-	-	-	-	-	-	-	1	-	-	-	-	-	-	-	-	-	-	1
40.9	UNSPECIFIED	M	-	-	-	-	-	-	-	-	-	-	-	-	-	-	-	-	-	-	-	-
		F	-	-	-	-	-	-	-	-	1	-	-	-	-	-	-	-	-	-	-	1
42	THYROTOXICOSIS WITH OR WITHOUT GOITER	M	-	-	-	-	-	-	-	-	-	-	-	-	-	-	-	-	-	-	-	-
		F	-	-	-	-	-	-	-	-	1	-	-	-	-	-	1	-	-	-	-	2

NOTE—Cause of death adjustments resulting from medical coder's queries are not reflected in this table. *See* Introduction.

DEATHS BY CAUSE, SEX, AND AGE, ACCORDING TO THE DETAILED LIST, BRITISH COLUMBIA, 1976

Age-Group (Years)

INT. LIST.	C A U S E		00 -01	01 -04	05 -09	10 -14	15 -19	20 -24	25 -29	30 -34	35 -39	40 -44	45 -49	50 -54	55 -59	60 -64	65 -69	70 -74	75 -79	80 -84	85+	TOTA
242.2	THYROTOXICOSIS WITHOUT GOITER	M	-	-	-	-	-	-	-	-	-	-	-	-	-	-	-	-	-	-	-	-
		F	-	-	-	-	-	-	-	-	1	-	-	-	-	-	1	-	-	-	-	-
244	MYXEDEMA	M	-	-	-	-	-	-	-	-	-	-	-	-	-	-	-	-	-	-	-	-
		F	1	-	-	-	-	-	-	-	-	-	-	-	-	-	-	-	1	-	-	-
TOTAL	DISEASES OF THYROID GLAND (240-246)	M	-	-	-	-	-	-	-	-	-	-	-	-	-	-	-	-	-	-	-	-
		F	1	-	-	-	-	-	-	-	2	-	-	-	-	-	1	-	1	-	-	-
	DISEASES OF OTHER ENDOCRINE GLANDS (250-258)																					
250	DIABETES MELLITUS	M	1	-	-	1	-	-	1	1	1	1	9	2	7	8	14	17	16	15	25	1
		F	-	-	-	-	2	-	-	1	-	1	5	1	4	9	11	18	20	19	23	1
250.0	WITH ACIDOSIS OR COMA	M	-	-	-	-	-	-	-	-	-	-	2	1	-	1	1	2	3	1	1	
		F	-	-	-	-	2	-	-	-	-	-	2	-	1	-	-	1	-	-	1	
250.9	WITHOUT ACIDOSIS OR COMA	M	1	-	-	1	-	-	1	1	1	1	7	1	7	7	13	15	13	14	24	1
		F	-	-	-	-	-	-	-	1	-	1	3	1	3	9	11	17	20	19	22	1
252	DISEASES OF PARATHYROID GLAND	M	-	-	-	-	-	-	-	-	-	-	-	-	-	-	1	-	-	-	-	-
		F	-	-	-	-	-	-	-	-	-	-	-	-	-	-	-	1	-	-	-	-
252.0	HYPERPARATHYROIDISM	M	-	-	-	-	-	-	-	-	-	-	-	-	-	-	1	-	-	-	-	-
		F	-	-	-	-	-	-	-	-	-	-	-	-	-	-	-	1	-	-	-	-
253	DISEASES OF PITUITARY GLAND	M	-	1	-	-	-	-	-	-	-	-	-	-	-	-	-	-	-	-	-	-
		F	-	-	-	-	-	-	-	-	-	-	-	-	-	-	1	-	-	-	-	-
253.1	ANTERIOR PITUITARY HYPOFUNCTION	M	-	1	-	-	-	-	-	-	-	-	-	-	-	-	-	-	-	-	-	-
		F	-	-	-	-	-	-	-	-	-	-	-	-	-	-	-	-	-	-	-	-
253.9	OTHER AND UNSPECIFIED	M	-	-	-	-	-	-	-	-	-	-	-	-	-	-	-	-	-	-	-	-
		F	-	-	-	-	-	-	-	-	-	-	-	-	-	-	1	-	-	-	-	-
255	DISEASES OF ADRENAL GLANDS	M	-	-	-	-	-	-	-	-	-	-	-	-	-	-	-	1	-	-	-	-
		F	-	-	-	-	-	-	-	-	-	-	1	-	-	1	1	-	-	-	-	-
255.1	ADRENAL CORTICAL HYPOFUNCTION	M	-	-	-	-	-	-	-	-	-	-	-	-	-	-	-	-	-	-	-	-
		F	-	-	-	-	-	-	-	-	-	-	-	-	-	-	1	-	-	-	-	-
255.2	PHEOCHROMOCYTOMA	M	-	-	-	-	-	-	-	-	-	-	-	-	-	-	-	-	-	-	-	-
		F	-	-	-	-	-	-	-	-	-	-	1	-	-	1	-	-	-	-	-	-
255.9	OTHER AND UNSPECIFIED	M	-	-	-	-	-	-	-	-	-	-	-	-	-	-	-	1	-	-	-	-
		F	-	-	-	-	-	-	-	-	-	-	-	-	-	-	-	-	-	-	-	-
256	OVARIAN DYSFUNCTION	M	-	-	-	-	-	-	-	-	-	-	-	-	-	-	-	-	-	-	-	-
		F	-	-	-	-	-	-	-	-	-	-	-	-	1	-	-	-	-	-	-	-
256.9	OTHER AND UNSPECIFIED	M	-	-	-	-	-	-	-	-	-	-	-	-	-	-	-	-	-	-	-	-
		F	-	-	-	-	-	-	-	-	-	-	-	-	1	-	-	-	-	-	-	-
258	OTHER DISEASES OF ENDOCRINE GLANDS	M	-	-	-	-	-	-	-	-	-	-	-	-	2	-	-	-	-	-	-	-
		F	-	-	-	-	-	-	-	-	-	-	-	-	-	-	-	-	-	-	-	-
258.0	CUSHING'S SYNDROME	M	-	-	-	-	-	-	-	-	-	-	-	-	2	-	-	-	-	-	-	-
		F	-	-	-	-	-	-	-	-	-	-	-	-	-	-	-	-	-	-	-	-
TOTAL	DISEASES OF OTHER ENDOCRINE GLANDS (250-258)	M	1	1	-	1	-	-	1	1	1	1	9	2	9	8	15	18	16	15	25	1
		F	-	-	-	-	2	-	-	1	-	1	6	1	5	10	13	19	20	19	23	1
	AVITAMINOSES AND OTHER NUTRITIONAL DEFICIENCY (260-269)																					
262	NIACIN DEFICIENCY	M	-	-	-	-	-	-	-	-	-	-	-	-	-	-	-	-	-	-	-	-
		F	-	-	-	-	-	-	-	-	-	-	-	-	-	-	1	-	-	-	-	-
268	NUTRITIONAL MARASMUS	M	-	-	-	-	-	-	-	-	-	-	-	-	-	-	-	-	1	-	-	-
		F	-	-	-	-	-	-	-	-	-	-	-	-	-	-	-	-	-	-	-	-
269	OTHER NUTRITIONAL DEFICIENCY	M	-	-	-	-	-	-	-	-	-	-	-	-	2	-	-	-	1	1	4	
		F	-	-	-	-	-	-	-	1	-	-	-	-	-	-	-	-	1	2	3	
269.9	OTHER AND UNSPECIFIED	M	-	-	-	-	-	-	-	-	-	-	-	-	2	-	-	-	1	1	4	
		F	-	-	-	-	-	-	-	1	-	-	-	-	-	-	-	-	1	2	3	
TOTAL	AVITAMINOSES AND OTHER	M	-	-	-	-	-	-	-	-	-	-	-	-	2	-	-	-	2	1	4	

NOTE—Cause of death adjustments resulting from medical coder's queries are not reflected in this table. *See* Introduction.

DEATHS BY CAUSE, SEX, AND AGE, ACCORDING TO THE DETAILED LIST, BRITISH COLUMBIA, 1976

NT. IST.	C A U S E		00 -01	01 -04	05 -09	10 -14	15 -19	20 -24	25 -29	30 -34	35 -39	40 -44	45 -49	50 -54	55 -59	60 -64	65 -69	70 -74	75 -79	80 -84	85+	TOTAL
			Age-Group (Years)																			
	NUTRITIONAL DEFICIENCY (260-269)	F	-	-	-	-	-	-	-	1	-	-	-	-	-	-	1	-	1	2	3	8
	OTHER METABOLIC DISEASES (270-279)																					
70	OF AMINO-ACID METABOLISM	M	-	-	-	-	-	-	-	-	-	-	-	-	-	-	-	-	-	-	-	-
		F	1	-	-	-	-	-	-	-	-	-	-	-	-	-	-	-	-	-	-	1
70.8	OTHER	M	-	-	-	-	-	-	-	-	-	-	-	-	-	-	-	-	-	-	-	-
		F	1	-	-	-	-	-	-	-	-	-	-	-	-	-	-	-	-	-	-	1
71	OF CARBOHYDRATE METABOLISM	M	-	-	-	-	-	-	-	-	-	-	-	-	-	-	-	-	-	-	-	-
		F	-	-	-	-	-	-	-	1	-	-	-	-	-	-	-	-	-	-	-	1
71.8	OTHER	M	-	-	-	-	-	-	-	-	-	-	-	-	-	-	-	-	-	-	-	-
		F	-	-	-	-	-	-	-	1	-	-	-	-	-	-	-	-	-	-	-	1
72	OF LIPID METABOLISM	M	-	-	-	-	-	-	-	-	1	-	-	-	-	-	-	-	-	-	-	1
		F	-	-	-	-	-	-	1	-	-	-	-	1	-	-	-	-	-	-	-	2
72.0	XANTHOMATOSIS	M	-	-	-	-	-	-	-	-	1	-	-	-	-	-	-	-	-	-	-	1
		F	-	-	-	-	-	-	1	-	-	-	-	1	-	-	-	-	-	-	-	2
73	OTHER AND UNSPECIFIED OF METABOLISM	M	-	1	1	1	1	-	-	-	-	-	-	-	-	-	1	-	-	-	-	5
		F	-	-	2	1	2	-	-	-	-	-	-	-	-	-	-	-	-	-	-	5
73.0	CYSTIC FIBROSIS	M	-	-	1	-	1	-	-	-	-	-	-	-	-	-	-	-	-	-	-	2
		F	-	-	-	1	2	-	-	-	-	-	-	-	-	-	-	-	-	-	-	3
73.6	DISORDERS OF STEROID METABOLISM	M	-	-	-	-	-	-	-	-	-	-	-	-	-	-	1	-	-	-	-	1
		F	-	-	-	-	-	-	-	-	-	-	-	-	-	-	-	-	-	-	-	-
73.8	OTHER	M	-	1	-	1	-	-	-	-	-	-	-	-	-	-	-	-	-	-	-	2
		F	-	-	2	-	-	-	-	-	-	-	-	-	-	-	-	-	-	-	-	2
74	GOUT	M	-	-	-	-	-	-	-	-	-	-	-	-	-	-	1	-	-	-	2	3
		F	-	-	-	-	-	-	-	-	-	-	-	-	-	-	-	-	-	-	-	-
75	PLASMA PROTEIN ABNORMALITIES	M	-	-	-	-	-	-	-	-	-	1	-	-	-	-	-	-	-	-	-	1
		F	-	-	-	-	-	-	-	-	-	-	-	-	-	-	-	-	-	-	-	-
75.5	MACROGLOBULINEMIA	M	-	-	-	-	-	-	-	-	-	1	-	-	-	-	-	-	-	-	-	1
		F	-	-	-	-	-	-	-	-	-	-	-	-	-	-	-	-	-	-	-	-
76	AMYLOIDOSIS	M	-	-	-	-	-	-	-	-	-	-	-	-	-	1	-	1	-	-	-	2
		F	-	-	-	-	-	-	-	-	-	-	-	-	1	-	-	-	-	-	-	1
77	OBESITY NOT OF ENDOCRINE ORIGIN	M	-	-	-	-	-	-	-	-	-	-	1	-	-	-	-	-	-	-	-	1
		F	-	-	-	-	-	-	-	1	-	-	-	1	-	-	-	-	-	-	1	3
78	OTHER HYPERALIMENTATION	M	1	-	-	-	-	-	-	-	-	-	-	-	-	-	-	-	-	-	-	1
		F	-	-	-	-	-	-	-	-	-	-	-	-	-	-	-	-	-	-	-	-
78.9	OTHER AND UNSPECIFIED	M	1	-	-	-	-	-	-	-	-	-	-	-	-	-	-	-	-	-	-	1
		F	-	-	-	-	-	-	-	-	-	-	-	-	-	-	-	-	-	-	-	-
79	METABOLIC DISEASES, OTHER AND NOS	M	-	-	-	-	-	-	-	-	-	-	-	-	1	-	1	-	-	-	-	2
		F	-	1	-	-	-	-	-	-	-	-	-	-	-	-	1	-	-	-	-	2
TAL	OTHER METABOLIC DISEASES (270-279)	M	1	1	1	1	1	-	-	-	1	1	1	-	1	1	3	1	-	-	2	16
		F	1	1	2	1	2	-	1	2	-	-	-	2	1	-	1	-	-	-	1	15
TAL	ENDOCRINE, NUTRITIONAL, AND METABOLIC DISEASES (240-279)	M	2	2	1	2	1	-	1	1	2	2	10	2	12	9	18	19	18	16	31	149
		F	2	1	2	1	4	-	1	4	2	1	6	3	6	10	16	19	22	21	27	148
	IV. DISEASES OF THE BLOOD AND BLOOD-FORMING ORGANS (280-289)																					
	ANEMIAS (280-285)																					
280	IRON DEFICIENCY ANEMIAS	M	-	-	-	-	-	-	-	-	-	-	-	-	-	-	-	-	-	-	-	-
		F	-	-	-	-	-	-	-	-	-	-	-	-	-	-	-	-	-	-	1	1
281	OTHER DEFICIENCY ANEMIAS	M	-	-	-	-	-	-	-	-	-	-	-	-	-	-	-	-	1	1	1	3
		F	-	-	-	-	-	-	-	-	-	-	-	-	-	-	-	-	1	1	1	3
281.0	PERNICIOUS	M	-	-	-	-	-	-	-	-	-	-	-	-	-	-	-	-	1	1	1	3
		F	-	-	-	-	-	-	-	-	-	-	-	-	-	-	-	-	1	1	1	3

NOTE—Cause of death adjustments resulting from medical coder's queries are not reflected in this table. *See* Introduction.

DEATHS BY CAUSE, SEX, AND AGE, ACCORDING TO THE DETAILED LIST, BRITISH COLUMBIA, 1976

Age-Group (Years)

INT. LIST.	C A U S E		00 -01	01 -04	05 -09	10 -14	15 -19	20 -24	25 -29	30 -34	35 -39	40 -44	45 -49	50 -54	55 -59	60 -64	65 -69	70 -74	75 -79	80 -84	85+	TOTAL
283	ACQUIRED HEMOLYTIC ANEMIAS	M	-	-	-	-	-	-	-	-	-	-	-	-	-	-	-	-	-	-	1	1
		F	-	-	-	-	-	-	-	-	-	-	-	-	-	-	-	-	-	-	-	-
283.0	ACUTE	M	-	-	-	-	-	-	-	-	-	-	-	-	-	-	-	-	-	-	1	1
		F	-	-	-	-	-	-	-	-	-	-	-	-	-	-	-	-	-	-	-	-
284	APLASTIC ANEMIA	M	-	-	-	-	-	-	-	-	-	-	-	-	-	1	-	2	2	-	1	6
		F	-	-	-	-	-	-	-	-	-	-	-	-	-	-	-	1	1	-	-	2
285	OTHER AND UNSPECIFIED ANEMIAS	M	-	-	-	-	-	-	-	-	-	-	-	-	-	-	2	-	-	1	4	7
		F	-	-	-	-	-	-	-	-	-	-	-	-	-	-	-	3	1	-	3	7
285.0	HYPOCHROMIC WITH IRON LOADING	M	-	-	-	-	-	-	-	-	-	-	-	-	-	-	1	-	-	-	-	1
		F	-	-	-	-	-	-	-	-	-	-	-	-	-	-	-	1	-	-	1	2
285.9	UNSPECIFIED	M	-	-	-	-	-	-	-	-	-	-	-	-	-	-	1	-	-	1	4	6
		F	-	-	-	-	-	-	-	-	-	-	-	-	-	-	-	2	1	-	2	5
TOTAL	ANEMIAS (280-285)	M	-	-	-	-	-	-	-	-	-	-	-	-	-	1	2	2	3	2	7	17
		F	-	-	-	-	-	-	-	-	-	-	-	-	-	-	-	4	3	1	5	13
	OTHER (286-289)																					
287	PURPURA AND OTHER HEMORRHAGIC CONDITIONS	M	-	-	-	-	-	-	-	-	-	-	-	-	1	-	-	-	-	-	3	4
		F	-	-	-	-	-	-	-	-	-	-	-	2	-	-	-	-	-	-	1	3
287.1	THROMBOCYTOPENIA	M	-	-	-	-	-	-	-	-	-	-	-	-	1	-	-	-	-	-	3	4
		F	-	-	-	-	-	-	-	-	-	-	-	2	-	-	-	-	-	-	1	3
288	AGRANULOCYTOSIS	M	-	-	-	-	-	-	-	-	-	-	-	-	-	-	-	-	-	-	-	-
		F	-	-	-	-	-	-	-	-	-	-	-	-	1	-	-	-	-	-	-	1
289	OTHER	M	-	-	-	-	-	-	-	-	-	-	-	-	-	-	-	1	1	1	1	4
		F	1	-	-	-	-	-	1	-	-	-	-	-	-	-	-	-	-	-	-	2
289.4	HYPERSPLENISM	M	-	-	-	-	-	-	-	-	-	-	-	-	-	-	-	-	-	1	-	1
		F	-	-	-	-	-	-	-	-	-	-	-	-	-	-	-	-	-	-	-	-
289.9	OTHER AND UNSPECIFIED	M	-	-	-	-	-	-	-	-	-	-	-	-	-	-	-	1	1	-	1	3
		F	1	-	-	-	-	-	1	-	-	-	-	-	-	-	-	-	-	-	-	2
TOTAL	OTHER (286-289)	M	-	-	-	-	-	-	-	-	-	-	-	-	1	-	-	1	1	1	4	8
		F	1	-	-	-	-	-	1	-	-	-	-	2	1	-	-	-	-	-	1	6
TOTAL	DISEASES OF THE BLOOD AND BLOOD-FORMING ORGANS (280-289)	M	-	-	-	-	-	-	-	-	-	-	-	-	1	1	2	3	4	3	11	25
		F	1	-	-	-	-	-	1	-	-	-	-	2	1	-	-	4	3	1	6	19
	V. MENTAL DISORDERS (290-315)																					
	PSYCHOSES (290-299)																					
290	SENILE AND PRESENILE DEMENTIA	M	-	-	-	-	-	-	-	-	-	-	-	-	-	-	3	3	1	1	-	8
		F	-	-	-	-	-	-	-	-	-	-	-	-	2	-	1	1	4	3	6	17
290.0	SENILE DEMENTIA	M	-	-	-	-	-	-	-	-	-	-	-	-	-	-	-	2	1	1	-	4
		F	-	-	-	-	-	-	-	-	-	-	-	-	-	-	-	-	4	2	6	12
290.1	PRESENILE DEMENTIA	M	-	-	-	-	-	-	-	-	-	-	-	-	-	-	3	1	-	-	-	4
		F	-	-	-	-	-	-	-	-	-	-	-	-	2	-	1	1	-	1	-	5
291	ALCOHOLIC PSYCHOSIS	M	-	-	-	-	-	-	-	-	-	-	-	1	-	1	-	-	-	-	-	2
		F	-	-	-	-	-	-	-	-	-	-	1	-	-	-	-	-	-	-	-	1
291.0	DELIRIUM TREMENS	M	-	-	-	-	-	-	-	-	-	-	-	1	-	-	-	-	-	-	-	1
		F	-	-	-	-	-	-	-	-	-	-	-	-	-	-	-	-	-	-	-	-
291.1	KORSAKOV'S PYCHOSIS (ALCOHOLIC)	M	-	-	-	-	-	-	-	-	-	-	-	-	-	1	-	-	-	-	-	1
		F	-	-	-	-	-	-	-	-	-	-	1	-	-	-	-	-	-	-	-	1
293	PSYCHOSIS WITH OTHER CEREBRAL CONDITION	M	-	-	-	-	-	-	1	-	-	-	-	-	-	-	-	-	-	-	-	1
		F	-	-	-	-	-	-	-	-	-	-	-	-	-	-	-	-	-	-	-	-
293.2	EPILEPSY	M	-	-	-	-	-	-	1	-	-	-	-	-	-	-	-	-	-	-	-	1
		F	-	-	-	-	-	-	-	-	-	-	-	-	-	-	-	-	-	-	-	-
295	SCHIZOPHRENIA	M	-	-	-	-	-	-	-	-	-	-	-	-	-	-	-	-	1	-	-	1
		F	-	-	-	-	-	-	-	-	-	-	1	-	-	-	-	-	-	-	1	2

NOTE—Cause of death adjustments resulting from medical coder's queries are not reflected in this table. *See* Introduction.

DEATHS BY CAUSE, SEX, AND AGE, ACCORDING TO THE DETAILED LIST, BRITISH COLUMBIA, 1976

Age-Group (Years)

NT. IST.	C A U S E		00 -01	01 -04	05 -09	10 -14	15 -19	20 -24	25 -29	30 -34	35 -39	40 -44	45 -49	50 -54	55 -59	60 -64	65 -69	70 -74	75 -79	80 -84	85+	TOTAL
95.3	PARANOID TYPE	M	-	-	-	-	-	-	-	-	-	-	-	-	-	-	-	-	1	-	-	1
		F	-	-	-	-	-	-	-	-	-	-	-	-	-	-	-	-	-	-	-	-
95.8	OTHER	M	-	-	-	-	-	-	-	-	-	-	-	-	-	-	-	-	-	-	-	-
		F	-	-	-	-	-	-	-	-	-	-	1	-	-	-	-	-	-	-	1	2
96	AFFECTIVE PSYCHOSES	M	-	-	-	-	-	-	-	-	-	-	-	-	-	-	-	-	-	-	-	-
		F	-	-	-	-	-	-	-	-	-	-	-	-	-	-	-	1	-	-	1	2
96.0	INVOLUTIONAL MELANCHOLIA	M	-	-	-	-	-	-	-	-	-	-	-	-	-	-	-	-	-	-	-	-
		F	-	-	-	-	-	-	-	-	-	-	-	-	-	-	-	-	-	-	1	1
96.2	MANIC DEPRESSIVE, DEPRESSED	M	-	-	-	-	-	-	-	-	-	-	-	-	-	-	-	-	-	-	-	-
		F	-	-	-	-	-	-	-	-	-	-	-	-	-	-	-	1	-	-	-	1
98	OTHER PSYCHOSES	M	-	-	-	-	-	-	-	-	-	-	-	-	-	-	-	-	-	-	-	-
		F	-	-	-	-	-	-	-	-	-	-	-	-	-	-	-	-	-	-	1	1
98.2	REACTIVE CONFUSION	M	-	-	-	-	-	-	-	-	-	-	-	-	-	-	-	-	-	-	-	-
		F	-	-	-	-	-	-	-	-	-	-	-	-	-	-	-	-	-	-	1	1
99	UNSPECIFIED PSYCHOSIS	M	-	-	-	-	-	-	-	-	-	-	-	-	-	-	-	1	-	-	-	1
		F	-	-	-	-	-	-	-	-	-	-	-	-	-	1	1	-	-	-	-	2
TAL	PSYCHOSES (290-299)	M	-	-	-	-	-	-	1	-	-	-	-	1	-	1	3	4	2	1	-	13
		F	-	-	-	-	-	-	-	-	-	-	2	-	2	1	2	2	4	3	9	25
	NEUROSES AND OTHER NONPSYCHOTIC MENTAL DISORDERS (300-309)																					
03	ALCOHOLISM	M	-	-	-	-	-	3	1	5	4	5	6	9	4	9	7	9	2	-	2	66
		F	-	-	-	1	-	1	-	1	3	3	2	2	4	3	1	2	1	-	-	24
03.2	ALCOHOLIC ADDICTION	M	-	-	-	-	-	1	-	-	1	1	2	3	-	6	4	5	2	-	1	26
		F	-	-	-	-	-	-	-	-	-	-	2	-	1	1	-	2	1	-	-	7
03.9	OTHER AND UNSPECIFIED	M	-	-	-	-	-	2	1	5	3	4	4	6	4	3	3	4	-	-	1	40
		F	-	-	-	1	-	1	-	1	3	3	-	2	3	2	1	-	-	-	-	17
04	DRUG DEPENDENCE	M	-	-	-	-	-	-	-	-	-	1	-	-	-	-	-	-	-	-	-	1
		F	-	-	-	-	-	-	-	-	-	-	-	1	-	-	-	-	-	-	-	1
04.9	UNSPECIFIED	M	-	-	-	-	-	-	-	-	-	1	-	-	-	-	-	-	-	-	-	1
		F	-	-	-	-	-	-	-	-	-	-	-	1	-	-	-	-	-	-	-	1
06	SPECIAL SYMPTOMS NEC	M	-	-	-	-	-	-	-	-	-	-	-	-	-	-	-	-	-	-	-	-
		F	-	-	-	-	-	-	-	-	-	-	1	-	-	-	-	1	-	1	1	4
06.5	FEEDING DISTURBANCES	M	-	-	-	-	-	-	-	-	-	-	-	-	-	-	-	-	-	-	-	-
		F	-	-	-	-	-	-	-	-	-	-	1	-	-	-	-	1	-	1	1	4
09	NOT PSYCHOTIC, WITH PHYSICAL CONDITIONS	M	-	-	-	-	-	-	-	-	-	-	-	-	1	-	1	1	2	1	2	8
		F	-	-	-	-	-	-	-	-	-	-	-	-	-	3	-	1	1	3	6	14
09.6	SENILE OR PRESENILE BRAIN DISEASE	M	-	-	-	-	-	-	-	-	-	-	-	-	-	-	-	-	-	1	-	1
		F	-	-	-	-	-	-	-	-	-	-	-	-	-	-	-	-	1	-	-	1
09.9	OTHER OR UNSPECIFIED	M	-	-	-	-	-	-	-	-	-	-	-	-	1	-	1	1	2	-	2	7
		F	-	-	-	-	-	-	-	-	-	-	-	-	-	3	-	1	-	3	6	13
TAL	NEUROSES AND OTHER NONPSYCHOTIC MENTAL DISORDERS (300-309)	M	-	-	-	-	-	3	1	5	4	6	6	9	5	9	8	10	4	1	4	75
		F	-	-	-	1	-	1	-	1	3	3	3	3	4	6	1	4	2	4	7	43
	MENTAL RETARDATION (310-315)																					
13	SEVERE	M	-	-	-	-	-	-	-	-	-	-	-	-	-	-	-	-	-	-	-	-
		F	-	-	-	-	-	-	-	1	-	-	-	-	-	-	-	-	-	-	-	1
13.9	OTHER AND UNSPECIFIED	M	-	-	-	-	-	-	-	-	-	-	-	-	-	-	-	-	-	-	-	-
		F	-	-	-	-	-	-	-	1	-	-	-	-	-	-	-	-	-	-	-	1
14	PROFOUND	M	-	-	-	-	-	-	1	-	-	-	-	-	-	-	-	-	-	-	-	1
		F	-	-	-	-	-	-	-	-	-	-	-	-	-	-	-	-	-	-	-	-
14.9	OTHER AND UNSPECIFIED	M	-	-	-	-	-	-	1	-	-	-	-	-	-	-	-	-	-	-	-	1
		F	-	-	-	-	-	-	-	-	-	-	-	-	-	-	-	-	-	-	-	-
15	UNSPECIFIED	M	-	-	-	-	-	1	-	-	-	-	-	-	-	-	-	-	-	-	-	1

NOTE—Cause of death adjustments resulting from medical coder's queries are not reflected in this table. *See* Introduction.

DEATHS BY CAUSE, SEX, AND AGE, ACCORDING TO THE DETAILED LIST, BRITISH COLUMBIA, 1976

Age-Group (Years)

INT. LIST.	CAUSE		00 -01	01 -04	05 -09	10 -14	15 -19	20 -24	25 -29	30 -34	35 -39	40 -44	45 -49	50 -54	55 -59	60 -64	65 -69	70 -74	75 -79	80 -84	85+	TOTA
		F	-	-	-	-	-	-	-	-	-	-	-	-	-	-	-	-	-	-	-	
315.9	OTHER AND UNSPECIFIED	M	-	-	-	-	-	1	-	-	-	-	-	-	-	-	-	-	-	-	-	
		F	-	-	-	-	-	-	-	-	-	-	-	-	-	-	-	-	-	-	-	
TOTAL	MENTAL RETARDATION (310-315)	M	-	-	-	-	-	1	1	-	-	-	-	-	-	-	-	-	-	-	-	
		F	-	-	-	-	-	-	-	1	-	-	-	-	-	-	-	-	-	-	-	
TOTAL	MENTAL DISORDERS (290-315)	M	-	-	-	-	-	4	3	5	4	6	6	10	5	10	11	14	6	2	4	
		F	-	-	-	1	-	1	-	2	3	3	5	3	6	7	3	6	6	7	16	
	VI. DISEASES OF THE NERVOUS SYSTEM AND SENSE ORGANS (320-389)																					
	INFLAMMATORY DISEASES OF THE CENTRAL NERVOUS SYSTEM (320-324)																					
320	MENINGITIS	M	3	-	2	-	-	-	-	-	1	-	-	2	1	1	1	-	2	-	-	
		F	-	2	-	-	-	-	-	-	-	-	-	-	-	2	-	-	-	-	-	
320.0	H. INFLUENZAE	M	1	-	-	-	-	-	-	-	-	-	-	-	-	-	-	-	-	-	-	
		F	-	1	-	-	-	-	-	-	-	-	-	-	-	-	-	-	-	-	-	
320.1	PNEUMOCOCCUS	M	-	-	-	-	-	-	-	-	1	-	-	1	1	-	1	-	-	-	-	
		F	-	-	-	-	-	-	-	-	-	-	-	-	-	-	-	-	-	-	-	
320.8	DUE TO OTHER SPECIFIED ORGANISM	M	-	-	-	-	-	-	-	-	-	-	-	-	-	-	-	-	1	-	-	
		F	-	-	-	-	-	-	-	-	-	-	-	-	-	-	-	-	-	-	-	
320.9	WITHOUT ORGANISM SPECIFICATION	M	2	-	2	-	-	-	-	-	-	-	-	1	-	1	-	-	1	-	-	
		F	-	1	-	-	-	-	-	-	-	-	-	-	-	2	-	-	-	-	-	
321	PHLEBITIS OF INTRACRANIAL SINUSES	M	-	-	-	-	-	-	-	-	-	-	-	-	-	-	-	-	-	-	-	
		F	-	-	-	-	-	-	-	-	-	-	-	-	-	-	-	1	-	-	-	
322	INTRACRANIAL AND INTRASPINAL ABSCESS	M	-	-	-	-	-	-	-	1	-	-	-	-	-	-	-	-	-	-	-	
		F	-	-	-	-	-	-	-	-	-	-	-	-	-	-	-	-	-	-	-	
323	ENCEPHALITIS AND MYELITIS	M	-	-	-	-	-	-	-	-	-	-	-	-	-	-	-	-	-	-	1	
		F	-	-	-	-	-	-	-	-	-	-	-	-	-	-	-	-	-	-	-	
324	LATE EFFECTS OF INTRACRANIAL ABSCESS	M	-	-	-	-	1	-	-	-	-	-	-	-	-	-	-	-	-	-	-	
		F	-	-	-	-	-	-	-	-	-	-	-	-	-	-	-	1	-	-	-	
TOTAL	INFLAMMATORY DISEASES OF CENTRAL NERVOUS SYSTEM (320-324)	M	3	-	2	-	1	-	-	1	1	-	-	2	1	1	1	-	2	-	1	
		F	-	2	-	-	-	-	-	-	-	-	-	-	-	2	-	2	-	-	-	
	HEREDITARY AND FAMILIAL DISEASES OF NERVOUS SYSTEM (330-333)																					
330	HEREDITARY NEUROMUSCULAR DISORDERS	M	-	-	-	-	2	2	1	1	1	-	-	-	-	-	1	-	-	-	-	
		F	-	-	-	1	-	-	-	-	-	-	1	-	1	-	-	1	-	-	-	
330.3	PROGRESSIVE MUSCULAR DYSTROPHY	M	-	-	-	-	-	2	-	1	1	-	-	-	-	-	-	-	-	-	-	
		F	-	-	-	1	-	-	-	-	-	-	-	-	-	-	-	-	-	-	-	
330.4	MYOTONIA ATROPHICA	M	-	-	-	-	2	-	1	-	-	-	-	-	-	-	1	-	-	-	-	
		F	-	-	-	-	-	-	-	-	-	-	1	-	1	-	-	1	-	-	-	
331	HEREDITARY DISEASES, STRIATOPALLIDAL	M	-	-	-	-	-	-	-	-	-	-	1	-	-	-	-	-	-	-	-	
		F	-	-	-	-	-	-	-	-	-	-	-	-	-	-	-	-	-	-	-	
331.0	HEREDITARY CHOREA	M	-	-	-	-	-	-	-	-	-	-	1	-	-	-	-	-	-	-	-	
		F	-	-	-	-	-	-	-	-	-	-	-	-	-	-	-	-	-	-	-	
333	OTHER HEREDITARY NERVOUS DISEASES	M	-	-	1	-	-	-	-	-	-	-	-	-	-	-	1	-	-	-	-	
		F	-	1	-	-	1	-	-	-	-	-	-	-	-	-	-	-	-	-	-	
333.0	AUMAUROTIC FAMILY IDIOCY	M	-	-	1	-	-	-	-	-	-	-	-	-	-	-	-	-	-	-	-	
		F	-	1	-	-	-	-	-	-	-	-	-	-	-	-	-	-	-	-	-	
333.1	PROGRESSIVE CEREBRAL LEUKODYSTROPHY	M	-	-	-	-	-	-	-	-	-	-	-	-	-	-	-	-	-	-	-	
		F	-	-	-	-	1	-	-	-	-	-	-	-	-	-	-	-	-	-	-	
333.9	OTHER AND UNSPECIFIED	M	-	-	-	-	-	-	-	-	-	-	-	-	-	-	1	-	-	-	-	
		F	-	-	-	-	-	-	-	-	-	-	-	-	-	-	-	-	-	-	-	
TOTAL	HEREDITARY AND FAMILIAL DISEASES OF NERVOUS SYSTEM (330-333)	M	-	-	1	-	2	2	1	1	1	-	1	-	-	-	2	-	-	-	-	
		F	-	1	-	1	1	-	-	-	-	-	1	-	1	-	-	1	-	-	-	
	OTHER DISEASES OF CENTRAL NERVOUS SYSTEM (340-349)																					

NOTE—Cause of death adjustments resulting from medical coder's queries are not reflected in this table. *See* Introduction.

DEATHS BY CAUSE, SEX, AND AGE, ACCORDING TO THE DETAILED LIST, BRITISH COLUMBIA, 1976

Age-Group (Years)

INT. LIST.	C A U S E		00 -01	01 -04	05 -09	10 -14	15 -19	20 -24	25 -29	30 -34	35 -39	40 -44	45 -49	50 -54	55 -59	60 -64	65 -69	70 -74	75 -79	80 -84	85+	TOTAL
340	MULTIPLE SCLEROSIS	M	-	-	-	-	-	-	-	-	-	-	2	3	3	2	-	-	1	-	-	11
		F	-	-	-	-	-	-	-	1	-	2	-	2	1	3	3	1	1	-	-	14
341	OTHER DEMYELINATING DISEASES	M	-	-	-	-	-	-	-	-	-	-	-	-	-	-	-	-	-	-	-	-
		F	-	-	-	-	-	-	1	-	-	-	-	-	-	-	-	-	-	-	-	1
342	PARALYSIS AGITANS	M	-	-	-	-	-	-	-	-	-	-	-	-	2	2	6	9	7	6	8	40
		F	-	-	-	-	-	-	-	-	-	-	-	-	-	1	2	4	4	4	8	23
343	CEREBRAL SPASTIC INFANTILE PARALYSIS	M	-	1	2	1	-	-	1	-	-	-	-	-	1	-	-	-	-	-	-	6
		F	-	-	1	-	-	-	-	-	-	-	-	-	-	-	-	-	-	-	-	1
343.1	OTHER SPASTIC PARALYSIS	M	-	1	1	-	-	-	-	-	-	-	-	-	-	-	-	-	-	-	-	2
		F	-	-	-	-	-	-	-	-	-	-	-	-	-	-	-	-	-	-	-	-
343.9	OTHER AND UNSPECIFIED	M	-	-	1	1	-	-	1	-	-	-	-	-	1	-	-	-	-	-	-	4
		F	-	-	1	-	-	-	-	-	-	-	-	-	-	-	-	-	-	-	-	1
344	OTHER CEREBRAL PARALYSIS	M	-	-	-	-	-	-	-	-	-	-	-	-	1	2	1	1	2	2	1	10
		F	-	-	-	-	-	-	-	-	-	-	-	-	1	1	1	2	1	1	2	9
344.1	HEMIPLEGIA	M	-	-	-	-	-	-	-	-	-	-	-	-	-	1	-	1	1	2	1	6
		F	-	-	-	-	-	-	-	-	-	-	-	-	-	1	-	1	-	-	2	4
344.2	PARAPLEGIA	M	-	-	-	-	-	-	-	-	-	-	-	-	-	-	1	-	1	-	-	2
		F	-	-	-	-	-	-	-	-	-	-	-	-	-	-	-	-	-	-	-	-
344.9	OTHER AND UNSPECIFIED	M	-	-	-	-	-	-	-	-	-	-	-	-	1	1	-	-	-	-	-	2
		F	-	-	-	-	-	-	-	-	-	-	-	-	1	-	1	1	1	1	-	5
345	EPILEPSY	M	-	-	-	-	3	3	3	1	1	-	2	-	-	2	-	-	-	-	1	16
		F	-	-	-	2	2	4	-	-	-	-	2	-	1	2	-	-	-	-	-	13
345.1	GENERALIZED CONVULSIVE	M	-	-	-	-	1	-	1	-	-	-	-	-	-	1	-	-	-	-	-	3
		F	-	-	-	1	1	-	-	-	-	-	-	-	-	-	-	-	-	-	-	2
345.2	STATUS EPILEPTICUS	M	-	-	-	-	1	-	1	-	-	-	1	-	-	-	-	-	-	-	1	4
		F	-	-	-	1	-	1	-	-	-	-	1	-	-	-	-	-	-	-	-	3
345.9	OTHER AND UNSPECIFIED	M	-	-	-	-	1	3	1	1	1	-	1	-	-	1	-	-	-	-	-	9
		F	-	-	-	-	1	3	-	-	-	-	1	-	1	2	-	-	-	-	-	8
347	OTHER DISEASES OF BRAIN	M	-	2	2	-	-	-	1	-	-	-	-	1	1	-	5	2	1	2	-	17
		F	1	1	1	-	-	-	1	-	-	-	-	-	-	2	1	1	3	-	2	13
347.1	CEREBRAL AND CORTICAL ATROPHY	M	-	-	-	-	-	-	-	-	-	-	-	1	1	-	3	1	-	1	-	7
		F	-	-	-	-	-	-	-	-	-	-	-	-	-	1	1	-	1	-	1	4
347.9	OTHER AND UNSPECIFIED	M	-	2	2	-	-	-	1	-	-	-	-	-	-	-	2	1	1	1	-	10
		F	1	1	1	-	-	-	1	-	-	-	-	-	-	1	-	1	2	-	1	9
348	MOTOR NEURONE DISEASE	M	-	-	-	-	-	-	-	-	-	-	2	1	1	2	3	4	1	1	-	15
		F	-	-	-	-	-	-	-	1	-	-	1	-	1	1	4	1	2	-	-	11
348.0	AMYOTROPHIC LATERAL SCLEROSIS	M	-	-	-	-	-	-	-	-	-	-	2	-	-	1	2	2	-	-	-	7
		F	-	-	-	-	-	-	-	-	-	-	-	-	1	-	1	-	-	-	-	2
348.1	PROGRESSIVE BULBAR PALSY	M	-	-	-	-	-	-	-	-	-	-	-	-	-	-	-	-	1	-	-	1
		F	-	-	-	-	-	-	-	-	-	-	-	-	-	-	1	-	-	-	-	1
348.2	PROGRESSIVE MUSCULAR ATROPHY	M	-	-	-	-	-	-	-	-	-	-	-	-	-	-	1	1	-	-	-	2
		F	-	-	-	-	-	-	-	-	-	-	-	-	-	-	-	-	-	-	-	-
348.9	OTHER AND UNSPECIFIED MANIFESTATIONS	M	-	-	-	-	-	-	-	-	-	-	-	1	1	1	-	1	-	1	-	5
		F	-	-	-	-	-	-	-	1	-	-	1	-	-	1	2	1	2	-	-	8
349	OTHER DISEASES OF SPINAL CORD	M	-	-	-	-	-	-	-	-	-	-	-	-	-	-	-	-	-	-	-	-
		F	-	-	-	-	-	-	-	-	-	-	-	-	-	-	-	-	1	-	-	1
349.5	SPINAL PARALYSIS, OTHER AND NOS	M	-	-	-	-	-	-	-	-	-	-	-	-	-	-	-	-	-	-	-	-
		F	-	-	-	-	-	-	-	-	-	-	-	-	-	-	-	-	1	-	-	1
TOTAL	OTHER DISEASES OF CENTRAL NERVOUS SYSTEM (340-349)	M	-	3	4	1	3	3	5	1	1	-	6	5	9	10	15	16	12	11	10	115
		F	1	1	2	2	2	4	2	2	-	2	3	2	4	10	11	9	12	5	12	86
	DISEASES OF NERVES AND PERIPHERAL GANGLIA (350-358)																					
354	POLYNEURITIS AND POLYRADICULITIS	M	-	-	-	-	-	-	-	-	-	-	1	-	-	-	-	-	-	-	-	1

NOTE—Cause of death adjustments resulting from medical coder's queries are not reflected in this table. *See* Introduction.

DEATHS BY CAUSE, SEX, AND AGE, ACCORDING TO THE DETAILED LIST, BRITISH COLUMBIA, 1976

Age-Group (Years)

INT. LIST.	CAUSE		00 -01	01 -04	05 -09	10 -14	15 -19	20 -24	25 -29	30 -34	35 -39	40 -44	45 -49	50 -54	55 -59	60 -64	65 -69	70 -74	75 -79	80 -84	85+	TOTAL
		F	-	-	-	-	-	-	-	-	-	-	-	-	-	-	-	-	1	-	-	1
TOTAL	DISEASES OF NERVES AND PERIPHERAL GANGLIA (350-358)	M	-	-	-	-	-	-	-	-	-	-	1	-	-	-	-	-	-	-	-	1
		F	-	-	-	-	-	-	-	-	-	-	-	-	-	-	-	-	1	-	-	1
	OTHER DISEASES AND CONDITIONS OF EYE (370-379)																					
374	CATARACT	M	-	-	-	-	-	-	-	-	-	-	-	-	1	-	-	-	-	-	-	1
		F	-	-	-	-	-	-	-	-	-	-	-	-	-	-	-	-	-	-	-	-
374.9	SENILE AND UNSPECIFIED TYPE	M	-	-	-	-	-	-	-	-	-	-	-	-	1	-	-	-	-	-	-	1
		F	-	-	-	-	-	-	-	-	-	-	-	-	-	-	-	-	-	-	-	-
378	OTHER DISEASES OF EYE	M	-	-	-	-	-	-	-	-	-	-	-	-	-	-	-	-	-	-	-	-
		F	-	-	-	-	-	-	-	-	-	-	-	-	1	-	-	-	-	-	-	1
378.1	TRICHIASIS AND ENTROPION	M	-	-	-	-	-	-	-	-	-	-	-	-	-	-	-	-	-	-	-	-
		F	-	-	-	-	-	-	-	-	-	-	-	-	1	-	-	-	-	-	-	1
TOTAL	OTHER DISEASES AND CONDITIONS OF EYE (370-379)	M	-	-	-	-	-	-	-	-	-	-	-	-	1	-	-	-	-	-	-	1
		F	-	-	-	-	-	-	-	-	-	-	-	-	1	-	-	-	-	-	-	1
TOTAL	DISEASES OF THE NERVOUS SYSTEM AND SENSE ORGANS (320-389)	M	3	3	7	1	6	5	6	3	3	-	8	7	11	11	18	16	14	11	11	144
		F	1	4	2	3	3	4	2	2	-	2	4	2	6	12	11	12	13	5	12	100
	VII. DISEASES OF THE CIRCULATORY SYSTEM (390-458)																					
	CHRONIC RHEUMATIC HEART DISEASE (393-398)																					
393	DISEASES OF PERICARDIUM	M	-	-	-	-	-	-	-	-	-	-	-	-	-	2	-	-	-	-	-	2
		F	-	-	-	-	-	-	-	-	-	-	-	-	-	-	-	-	-	-	-	-
394	DISEASES OF MITRAL VALVE	M	-	-	-	-	-	-	-	-	1	-	1	2	4	1	3	5	-	1	1	19
		F	-	-	-	-	-	-	1	1	1	-	1	3	3	6	9	3	1	2	4	35
394.0	SPECIFIED AS RHEUMATIC	M	-	-	-	-	-	-	-	-	1	-	-	2	1	1	-	3	-	-	-	8
		F	-	-	-	-	-	-	1	1	-	-	-	2	3	2	5	1	1	1	-	17
394.9	NOT SPECIFIED AS RHEUMATIC	M	-	-	-	-	-	-	-	-	-	-	1	-	3	-	3	2	-	1	1	11
		F	-	-	-	-	-	-	-	-	1	-	1	1	-	4	4	2	-	1	4	18
395	DISEASES OF AORTIC VALVE	M	-	-	-	-	-	1	-	-	-	-	-	3	3	6	2	4	6	3	3	31
		F	-	-	-	-	-	-	-	1	-	-	-	2	-	2	3	4	2	2	6	22
395.0	SPECIFIED AS RHEUMATIC	M	-	-	-	-	-	-	-	-	-	-	-	1	-	2	-	-	1	1	-	5
		F	-	-	-	-	-	-	-	-	-	-	-	-	-	-	1	-	-	-	-	1
395.9	NOT SPECIFIED AS RHEUMATIC	M	-	-	-	-	-	1	-	-	-	-	-	2	3	4	2	4	5	2	3	26
		F	-	-	-	-	-	-	-	1	-	-	-	2	-	2	2	4	2	2	6	21
396	DISEASES OF MITRAL AND AORTIC VALVES	M	-	-	-	-	-	-	-	-	-	1	-	1	-	4	1	1	-	1	-	9
		F	-	-	-	-	-	-	-	1	1	-	-	1	2	1	-	2	-	1	2	11
396.0	SPECIFIED AS RHEUMATIC	M	-	-	-	-	-	-	-	-	-	1	-	1	-	3	-	-	-	-	-	5
		F	-	-	-	-	-	-	-	1	1	-	-	1	1	1	-	2	-	1	-	8
396.9	NOT SPECIFIED AS RHEUMATIC	M	-	-	-	-	-	-	-	-	-	-	-	-	-	1	1	1	-	1	-	4
		F	-	-	-	-	-	-	-	-	-	-	-	-	1	-	-	-	-	-	2	3
397	DISEASES OF OTHER ENDOCARDIAL STRUCTURES	M	-	-	-	-	-	-	-	-	-	1	-	-	-	1	1	1	-	-	-	4
		F	-	-	-	-	-	-	-	-	-	-	-	1	-	1	1	-	1	-	1	5
397.0	TRICUSPID VALVE	M	-	-	-	-	-	-	-	-	-	-	-	-	-	-	-	-	-	-	-	-
		F	-	-	-	-	-	-	-	-	-	-	-	1	-	-	-	-	1	-	1	3
397.9	OTHER AND NOS, SPECIFIED RHEUMATIC	M	-	-	-	-	-	-	-	-	-	1	-	-	-	1	1	1	-	-	-	4
		F	-	-	-	-	-	-	-	-	-	-	-	-	-	1	1	-	-	-	-	2
398	OTHER, SPECIFIED RHEUMATIC	M	-	-	-	-	-	-	-	-	-	-	1	1	2	-	2	2	1	1	1	11
		F	-	-	-	-	-	-	-	-	-	-	2	2	2	4	-	3	2	3	-	18
TOTAL	CHRONIC RHEUMATIC HEART DISEASE (393-398)	M	-	-	-	-	-	1	-	-	1	2	2	7	9	14	9	13	7	6	5	76
		F	-	-	-	-	-	-	1	3	2	-	3	9	7	14	13	12	6	8	13	91
	HYPERTENSIVE DISEASE (400-404)																					
400	MALIGNANT HYPERTENSION	M	-	-	-	-	-	-	-	-	-	-	1	1	-	1	-	-	-	-	-	3

NOTE—Cause of death adjustments resulting from medical coder's queries are not reflected in this table. *See* Introduction.

DEATHS BY CAUSE, SEX, AND AGE, ACCORDING TO THE DETAILED LIST, BRITISH COLUMBIA, 1976

Age-Group (Years)

INT. LIST.	CAUSE		00 -01	01 -04	05 -09	10 -14	15 -19	20 -24	25 -29	30 -34	35 -39	40 -44	45 -49	50 -54	55 -59	60 -64	65 -69	70 -74	75 -79	80 -84	85+	TOTAL
		F	-	-	-	-	-	-	-	-	-	-	-	-	-	-	1	1	-	-	-	2
400.0	WITHOUT ORGAN DAMAGE	M	-	-	-	-	-	-	-	-	-	-	-	-	-	-	-	-	-	-	-	-
		F	-	-	-	-	-	-	-	-	-	-	-	-	-	-	1	-	-	-	-	1
400.2	WITH CEREBROVASCULAR INVOLVEMENT	M	-	-	-	-	-	-	-	-	-	-	-	-	-	1	-	-	-	-	-	1
		F	-	-	-	-	-	-	-	-	-	-	-	-	-	-	-	1	-	-	-	1
400.9	WITH MULTIPLE ORGAN INVOLVEMENT	M	-	-	-	-	-	-	-	-	-	-	1	1	-	-	-	-	-	-	-	2
		F	-	-	-	-	-	-	-	-	-	-	-	-	-	-	-	-	-	-	-	-
401	ESSENTIAL BENIGN HYPERTENSION	M	-	-	-	-	-	-	-	-	-	-	-	-	-	2	1	-	1	1	1	6
		F	-	-	-	-	-	-	-	-	-	-	-	-	-	-	1	1	2	1	4	9
402	HYPERTENSIVE HEART DISEASE	M	-	-	-	-	-	-	-	-	-	-	2	1	1	2	3	2	4	7	6	28
		F	-	-	-	-	-	-	-	-	-	-	1	2	-	5	4	2	1	12	11	38
403	HYPERTENSIVE RENAL DISEASE	M	-	-	-	-	-	-	-	-	-	1	-	-	-	-	3	3	1	4	10	22
		F	-	-	-	-	-	-	-	-	-	-	-	-	-	1	1	4	1	5	6	18
404	HYPERTENSIVE HEART AND RENAL DISEASE	M	-	-	-	-	-	-	-	-	-	-	-	-	2	-	-	-	-	2	-	4
		F	-	-	-	-	-	-	-	-	-	-	-	-	-	-	-	-	2	1	2	5
OTAL	HYPERTENSIVE DISEASE (400-404)	M	-	-	-	-	-	-	-	-	-	1	3	2	3	5	7	5	6	14	17	63
		F	-	-	-	-	-	-	-	-	-	-	1	2	-	6	7	8	6	19	23	72
	ISCHEMIC HEART DISEASE (410-414)																					
410	ACUTE MYOCARDIAL INFARCTION	M	-	-	-	-	-	1	1	10	16	31	63	143	174	292	317	366	319	249	325	2307
		F	-	-	-	-	-	-	-	2	1	3	12	18	37	85	126	159	216	223	317	1199
410.0	WITH HYPERTENSIVE DISEASE	M	-	-	-	-	-	-	-	-	2	2	3	14	14	25	22	26	21	14	9	152
		F	-	-	-	-	-	-	-	-	-	-	1	3	10	12	20	23	15	21	16	121
410.9	WITHOUT HYPERTENSIVE DISEASE	M	-	-	-	-	-	1	1	10	14	29	60	129	160	267	295	340	298	235	316	2155
		F	-	-	-	-	-	-	-	2	1	3	11	15	27	73	106	136	201	202	301	1078
411	OTHER ACUTE AND SUBACUTE FORMS	M	-	-	-	-	-	-	-	-	-	-	1	2	3	3	2	4	3	3	3	24
		F	-	-	-	-	-	-	-	-	-	-	-	-	-	-	-	2	1	1	4	8
411.0	WITH HYPERTENSIVE DISEASE	M	-	-	-	-	-	-	-	-	-	-	-	-	-	-	1	-	-	-	-	1
		F	-	-	-	-	-	-	-	-	-	-	-	-	-	-	-	1	-	-	-	1
411.9	WITHOUT HYPERTENSIVE DISEASE	M	-	-	-	-	-	-	-	-	-	-	1	2	3	3	1	4	3	3	3	23
		F	-	-	-	-	-	-	-	-	-	-	-	-	-	-	-	1	1	1	4	7
412	CHRONIC ISCHEMIC HEART DISEASE	M	-	-	-	-	-	-	-	1	4	4	11	27	46	94	101	165	166	187	327	1133
		F	-	-	-	-	-	-	-	-	1	-	3	6	12	26	48	59	149	197	522	1023
412.1	WITH 400-404, WITH OR WITHOUT 4122	M	-	-	-	-	-	-	-	-	1	-	3	2	3	7	6	9	13	16	9	69
		F	-	-	-	-	-	-	-	-	-	-	-	-	1	2	3	7	16	11	35	75
412.2	CARDIOVASCULAR DISEASE WITH 400-404	M	-	-	-	-	-	-	-	-	-	-	-	-	1	4	3	3	8	2	1	22
		F	-	-	-	-	-	-	-	-	-	-	-	-	1	1	-	3	3	5	5	18
412.3	WITHOUT 400-404, WITH OR WITHOUT 4124	M	-	-	-	-	-	-	-	1	1	4	7	25	38	76	90	140	136	157	291	966
		F	-	-	-	-	-	-	-	-	1	-	3	6	9	20	43	47	120	170	453	872
412.4	CARDIOVASCULAR DISEASE WITHOUT 400-404	M	-	-	-	-	-	-	-	-	2	-	1	-	4	7	2	13	9	12	26	76
		F	-	-	-	-	-	-	-	-	-	-	-	-	1	3	2	2	10	11	29	58
413	ANGINA PECTORIS	M	-	-	-	-	-	-	-	-	-	-	-	-	-	-	2	-	2	2	-	6
		F	-	-	-	-	-	-	-	-	-	-	-	-	-	-	-	-	-	-	-	-
413.9	WITHOUT HYPERTENSIVE DISEASE	M	-	-	-	-	-	-	-	-	-	-	-	-	-	-	2	-	2	2	-	6
		F	-	-	-	-	-	-	-	-	-	-	-	-	-	-	-	-	-	-	-	-
OTAL	ISCHEMIC HEART DISEASE (410-414)	M	-	-	-	-	-	1	1	11	20	35	75	172	223	389	422	535	490	441	655	3470
		F	-	-	-	-	-	-	-	2	2	3	15	24	49	111	174	220	366	421	843	2230
	OTHER FORMS OF HEART DISEASE (420-429)																					
420	ACUTE PERICARDITIS, NONRHEUMATIC	M	-	-	-	-	-	-	-	-	-	-	-	-	-	-	-	-	-	-	-	-
		F	-	-	-	-	-	-	-	-	-	-	-	-	-	-	-	-	-	-	1	1
421	ACUTE AND SUBACUTE ENDOCARDITIS	M	-	-	-	-	-	-	1	-	-	1	2	-	1	-	2	-	-	1	-	8

NOTE—Cause of death adjustments resulting from medical coder's queries are not reflected in this table. *See* Introduction.

DEATHS BY CAUSE, SEX, AND AGE, ACCORDING TO THE DETAILED LIST, BRITISH COLUMBIA, 1976

Age-Group (Years)

INT. LIST.	CAUSE		00 -01	01 -04	05 -09	10 -14	15 -19	20 -24	25 -29	30 -34	35 -39	40 -44	45 -49	50 -54	55 -59	60 -64	65 -69	70 -74	75 -79	80 -84	85+	TOTAL
		F	-	-	-	-	-	-	-	-	1	-	-	1	1	1	-	1	-	1	-	6
421.0	BACTERIAL	M	-	-	-	-	-	-	1	-	-	1	2	-	1	-	2	-	-	1	-	8
		F	-	-	-	-	-	-	-	-	1	-	-	1	1	1	-	1	-	1	-	6
422	ACUTE MYOCARDITIS	M	-	-	-	-	-	-	-	-	1	-	1	-	-	-	-	-	-	-	-	2
		F	-	-	-	1	-	-	-	-	-	-	-	-	-	-	-	-	1	-	-	2
423	CHRONIC PERICARDITIS, NONRHEUMATIC	M	-	-	-	-	-	-	-	-	-	-	-	-	1	1	-	-	-	-	-	2
		F	-	-	-	-	-	-	-	-	-	-	1	-	-	-	-	-	-	1	1	3
424	CHRONIC DISEASE OF ENDOCARDIUM	M	-	-	-	-	-	-	-	-	-	-	-	1	-	2	1	2	4	-	1	11
		F	-	-	-	-	-	-	-	-	1	1	-	-	-	-	-	1	1	-	2	6
424.0	OF MITRAL VALVE, NONRHEUMATIC	M	-	-	-	-	-	-	-	-	-	-	-	-	-	-	-	-	-	-	-	-
		F	-	-	-	-	-	-	-	-	-	-	-	-	-	-	-	1	-	-	-	1
424.1	OF AORTIC VALVE, NONRHEUMATIC	M	-	-	-	-	-	-	-	-	-	-	-	-	-	-	-	-	2	-	-	2
		F	-	-	-	-	-	-	-	-	-	-	-	-	-	-	-	-	1	-	1	2
424.9	OF OTHER ENDOCARDIAL STRUCTURES	M	-	-	-	-	-	-	-	-	-	-	-	1	-	2	1	2	2	-	1	9
		F	-	-	-	-	-	-	-	-	1	1	-	-	-	-	-	-	-	-	1	3
425	CARDIOMYOPATHY	M	-	-	-	-	-	-	-	1	-	1	-	2	1	3	-	-	-	-	3	11
		F	1	-	-	-	1	-	-	-	-	2	1	-	-	1	-	1	-	1	-	8
426	PULMONARY HEART DISEASE	M	-	-	-	-	-	-	1	-	-	-	-	-	-	-	2	-	-	-	1	4
		F	-	-	-	-	-	-	-	-	-	-	-	-	-	-	-	-	-	1	-	1
427	SYMPTOMATIC HEART DISEASE	M	-	-	-	1	1	-	-	2	-	1	-	2	1	3	13	9	15	20	47	115
		F	1	-	-	-	-	-	-	-	-	-	-	2	2	4	1	6	8	13	40	77
427.0	CONGESTIVE HEART FAILURE	M	-	-	-	-	-	-	-	1	-	-	-	1	-	3	5	3	9	13	34	69
		F	-	-	-	-	-	-	-	-	-	-	-	-	1	-	1	4	7	9	35	57
427.1	LEFT VENTRICULAR FAILURE	M	-	-	-	-	-	-	-	-	-	-	-	-	-	-	1	1	1	4	1	8
		F	-	-	-	-	-	-	-	-	-	-	-	-	1	-	-	1	-	-	1	3
427.2	CARDIAC ARREST NOS	M	-	-	-	-	-	-	-	-	-	-	-	1	1	-	2	2	3	1	2	12
		F	1	-	-	-	-	-	-	-	-	-	-	1	-	1	-	-	1	-	-	4
427.3	OTHER HEART BLOCK	M	-	-	-	1	-	-	-	-	-	-	-	-	-	-	-	-	-	-	1	2
		F	-	-	-	-	-	-	-	-	-	-	-	-	-	-	-	-	-	-	-	-
427.4	ATRIAL FIBRILLATION OR FLUTTER	M	-	-	-	-	-	-	-	-	-	-	-	-	-	-	4	2	-	1	5	12
		F	-	-	-	-	-	-	-	-	-	-	-	-	-	2	-	1	-	3	2	8
427.5	PAROXYSMAL TACHYCARDIA	M	-	-	-	-	-	-	-	-	-	-	-	-	-	-	-	-	-	-	-	-
		F	-	-	-	-	-	-	-	-	-	-	-	-	-	-	-	-	-	1	-	1
427.6	VENTRICULAR FIBRILLATION OR FLUTTER	M	-	-	-	-	-	-	-	-	-	-	-	-	-	-	-	1	2	-	-	3
		F	-	-	-	-	-	-	-	-	-	-	-	-	-	-	-	-	-	-	-	-
427.9	OTHER DISORDERS OF HEART RYTHM	M	-	-	-	-	1	-	-	1	-	1	-	-	-	-	1	-	-	1	4	9
		F	-	-	-	-	-	-	-	-	-	-	-	1	-	1	-	-	-	-	2	4
428	OTHER MYOCARDIAL INSUFFICIENCY	M	-	-	-	-	-	1	-	-	-	-	-	-	1	2	1	1	-	1	5	12
		F	-	-	-	-	1	-	-	-	-	-	-	-	1	2	-	-	1	-	14	19
429	ILL-DEFINED HEART DISEASE	M	-	-	-	-	-	-	-	-	-	-	3	-	1	6	1	1	1	1	2	16
		F	-	-	-	-	-	-	-	-	-	-	-	-	2	1	1	-	-	-	2	6
429.0	CARDIAC ENLARGEMENT AND HYPERTROPHY	M	-	-	-	-	-	-	-	-	-	-	1	-	-	4	-	-	-	-	-	5
		F	-	-	-	-	-	-	-	-	-	-	-	-	-	1	-	-	-	-	-	1
429.9	OTHER AND UNSPECIFIED HEART DISEASE	M	-	-	-	-	-	-	-	-	-	-	2	-	1	2	1	1	1	1	2	11
		F	-	-	-	-	-	-	-	-	-	-	-	-	2	-	1	-	-	-	2	5
TOTAL	OTHER FORMS OF HEART DISEASE (420-429)	M	-	-	-	1	1	1	2	3	1	3	6	5	6	17	20	13	20	23	59	181
		F	2	-	-	1	2	-	-	-	2	3	2	3	6	9	2	9	11	17	60	129
	CEREBROVASCULAR DISEASE (430-438)																					
430	SUBARACHNOID HEMMORHAGE	M	-	-	-	1	1	-	1	4	1	5	1	2	4	8	4	2	3	3	1	41
		F	-	-	-	1	2	-	-	3	1	4	5	10	9	16	8	7	4	3	2	75
430.0	WITH HYPERTENSION (BENIGN)	M	-	-	-	-	-	-	-	-	-	-	-	-	-	1	-	2	1	-	-	4

NOTE—Cause of death adjustments resulting from medical coder's queries are not reflected in this table. *See* Introduction.

DEATHS BY CAUSE, SEX, AND AGE, ACCORDING TO THE DETAILED LIST, BRITISH COLUMBIA, 1976

Age-Group (Years)

INT. LIST.	C A U S E		00 -01	01 -04	05 -09	10 -14	15 -19	20 -24	25 -29	30 -34	35 -39	40 -44	45 -49	50 -54	55 -59	60 -64	65 -69	70 -74	75 -79	80 -84	85+	TOTAL
		F	-	-	-	-	-	-	-	-	-	-	-	2	1	2	1	-	1	1	-	8
430.9	WITHOUT HYPERTENSION	M	-	-	-	1	1	-	1	4	1	5	1	2	4	7	4	-	2	3	1	37
		F	-	-	-	1	2	-	-	3	1	4	5	8	8	14	7	7	3	2	2	67
431	CEREBRAL HEMORRHAGE	M	1	-	-	2	-	-	-	2	1	1	1	1	10	12	9	22	24	14	20	120
		F	-	-	-	-	-	-	-	-	3	2	5	3	8	9	11	10	27	20	25	123
431.0	WITH HYPERTENSION (BENIGN)	M	-	-	-	-	-	-	-	-	-	1	-	1	2	6	4	7	10	2	3	36
		F	-	-	-	-	-	-	-	-	2	-	3	1	5	5	6	3	10	10	9	54
431.9	WITHOUT HYPERTENSION	M	1	-	-	2	-	-	-	2	1	-	1	-	8	6	5	15	14	12	17	84
		F	-	-	-	-	-	-	-	-	1	2	2	2	3	4	5	7	17	10	16	69
432	OCCLUSION OF PRECEREBRAL ARTERIES	M	-	-	-	-	-	-	-	-	-	-	-	1	2	2	4	2	3	1	2	17
		F	-	-	-	-	-	-	-	-	-	-	1	-	-	2	3	4	1	1	3	15
432.0	WITH HYPERTENSION (BENIGN)	M	-	-	-	-	-	-	-	-	-	-	-	-	-	-	-	-	-	-	-	-
		F	-	-	-	-	-	-	-	-	-	-	-	-	-	1	-	-	-	-	-	1
432.9	WITHOUT HYPERTENSION	M	-	-	-	-	-	-	-	-	-	-	-	1	2	2	4	2	3	1	2	17
		F	-	-	-	-	-	-	-	-	-	-	1	-	-	1	3	4	1	1	3	14
433	CEREBRAL THROMBOSIS	M	-	-	-	-	-	-	-	-	-	-	-	2	8	13	16	24	29	40	56	188
		F	-	-	-	-	-	-	-	-	-	-	-	-	3	6	15	21	33	52	100	230
433.0	WITH HYPERTENSION (BENIGN)	M	-	-	-	-	-	-	-	-	-	-	-	-	6	1	4	3	-	-	2	16
		F	-	-	-	-	-	-	-	-	-	-	-	-	-	2	5	4	8	2	5	26
433.9	WITHOUT HYPERTENSION	M	-	-	-	-	-	-	-	-	-	-	-	2	2	12	12	21	29	40	54	172
		F	-	-	-	-	-	-	-	-	-	-	-	-	3	4	10	17	25	50	95	204
434	CEREBRAL EMBOLISM	M	-	-	-	-	-	-	-	-	-	-	-	-	-	1	-	-	-	-	1	2
		F	-	-	-	-	-	-	-	-	-	1	-	-	-	-	-	-	1	-	1	3
434.9	WITHOUT HYPERTENSION	M	-	-	-	-	-	-	-	-	-	-	-	-	-	1	-	-	-	-	1	2
		F	-	-	-	-	-	-	-	-	-	1	-	-	-	-	-	-	1	-	1	3
435	TRANSIENT CEREBRAL ISCHEMA	M	-	-	-	-	-	-	-	-	-	-	-	-	-	-	-	-	-	-	-	-
		F	-	-	-	-	-	-	-	-	-	-	-	-	-	-	-	-	-	1	-	1
435.9	WITHOUT HYPERTENSION	M	-	-	-	-	-	-	-	-	-	-	-	-	-	-	-	-	-	-	-	-
		F	-	-	-	-	-	-	-	-	-	-	-	-	-	-	-	-	-	1	-	1
436	ACUTE ILL-DEFINED CEREBROVASCULAR	M	-	-	-	-	-	-	-	-	-	-	-	1	6	16	22	38	75	57	84	299
		F	-	-	-	-	-	-	-	-	-	-	-	5	6	9	35	35	52	88	156	386
436.0	WITH HYPERTENSION (BENIGN)	M	-	-	-	-	-	-	-	-	-	-	-	-	1	5	4	4	9	6	9	38
		F	-	-	-	-	-	-	-	-	-	-	-	-	3	3	9	10	13	16	19	73
436.9	WITHOUT HYPERTENSION	M	-	-	-	-	-	-	-	-	-	-	-	1	5	11	18	34	66	51	75	261
		F	-	-	-	-	-	-	-	-	-	-	-	5	3	6	26	25	39	72	137	313
437	GENERALIZED CEREBROVASCULAR ISCHEMIA	M	-	-	-	-	-	-	-	-	-	-	-	-	1	4	10	9	15	41	73	153
		F	-	-	-	-	-	-	-	-	-	-	-	-	-	2	5	16	28	50	115	216
437.0	WITH HYPERTENSION (BENIGN)	M	-	-	-	-	-	-	-	-	-	-	-	-	1	1	1	3	1	2	3	12
		F	-	-	-	-	-	-	-	-	-	-	-	-	-	-	-	1	4	4	2	11
437.9	WITHOUT HYPERTENSION	M	-	-	-	-	-	-	-	-	-	-	-	-	-	3	9	6	14	39	70	141
		F	-	-	-	-	-	-	-	-	-	-	-	-	-	2	5	15	24	46	113	205
438	OTHER AND ILL-DEFINED CEREBROVASCULAR	M	-	-	-	-	-	-	-	-	-	-	-	-	-	-	4	2	2	2	7	17
		F	-	-	-	-	-	-	-	-	-	-	-	-	-	1	-	-	4	5	3	13
438.0	WITH HYPERTENSION (BENIGN)	M	-	-	-	-	-	-	-	-	-	-	-	-	-	-	1	1	-	-	-	2
		F	-	-	-	-	-	-	-	-	-	-	-	-	-	-	-	-	1	1	-	2
438.9	WITHOUT HYPERTENSION	M	-	-	-	-	-	-	-	-	-	-	-	-	-	-	3	1	2	2	7	15
		F	-	-	-	-	-	-	-	-	-	-	-	-	-	1	-	-	3	4	3	11
TOTAL	CEREBROVASCULAR DISEASE (430-438)	M	1	-	-	3	1	-	1	6	2	6	2	7	31	56	69	99	151	158	244	837
		F	-	-	-	1	2	-	-	3	4	7	11	18	26	45	77	93	150	220	405	1062
	DISEASES OF ARTERIES, ARTERIOLES AND CAPILLARIES (440-448)																					
440	ARTERIOSCLEROSIS	M	-	-	-	-	-	-	-	-	-	-	1	1	3	6	5	16	17	34	73	156

NOTE—Cause of death adjustments resulting from medical coder's queries are not reflected in this table. *See* Introduction.

DEATHS BY CAUSE, SEX, AND AGE, ACCORDING TO THE DETAILED LIST, BRITISH COLUMBIA, 1976

Age-Group (Years)

INT. LIST.	C A U S E		00 -01	01 -04	05 -09	10 -14	15 -19	20 -24	25 -29	30 -34	35 -39	40 -44	45 -49	50 -54	55 -59	60 -64	65 -69	70 -74	75 -79	80 -84	85+	TOTAL
		F	-	-	-	-	-	-	-	-	-	-	-	-	1	-	5	7	23	36	104	176
440.0	OF AORTA	M	-	-	-	-	-	-	-	-	-	-	-	-	-	-	-	-	-	-	-	-
		F	-	-	-	-	-	-	-	-	-	-	-	-	-	-	-	1	-	-	1	2
440.1	OF RENAL ARTERY	M	-	-	-	-	-	-	-	-	-	-	-	-	-	-	-	-	-	-	-	-
		F	-	-	-	-	-	-	-	-	-	-	-	-	-	-	-	-	-	-	1	1
440.2	OF ARTERIES OF THE EXTREMITIES	M	-	-	-	-	-	-	-	-	-	-	-	-	-	-	-	-	-	-	-	-
		F	-	-	-	-	-	-	-	-	-	-	-	-	-	-	-	-	1	-	-	1
440.3	OF OTHER SPECIFIED ARTERIES	M	-	-	-	-	-	-	-	-	-	-	-	-	-	-	-	-	-	-	-	-
		F	-	-	-	-	-	-	-	-	-	-	-	-	-	-	1	-	-	-	-	1
440.9	GENERALIZED AND UNSPECIFIED	M	-	-	-	-	-	-	-	-	-	-	1	1	3	6	5	16	17	34	73	156
		F	-	-	-	-	-	-	-	-	-	-	-	-	1	-	4	6	22	36	102	171
441	AORTIC ANEURYSM (NONSYPHILITIC)	M	-	-	-	1	-	-	1	1	2	1	2	4	9	16	21	22	33	20	20	153
		F	-	-	-	-	-	1	-	-	-	1	-	1	4	8	6	9	6	12	19	67
441.0	DISSECTING	M	-	-	-	-	-	-	-	1	1	1	1	3	4	4	4	4	3	3	3	32
		F	-	-	-	-	-	1	-	-	-	1	-	1	2	2	3	3	1	1	4	19
441.1	THORACIC	M	-	-	-	1	-	-	-	-	-	-	-	-	1	2	-	-	1	2	-	7
		F	-	-	-	-	-	-	-	-	-	-	-	-	1	1	-	1	1	2	2	8
441.2	ABDOMINAL	M	-	-	-	-	-	-	-	-	-	-	-	1	4	7	12	8	18	10	12	72
		F	-	-	-	-	-	-	-	-	-	-	-	-	1	2	3	3	3	6	11	29
441.9	UNSPECIFIED	M	-	-	-	-	-	-	1	-	1	-	1	-	-	3	5	10	11	5	5	42
		F	-	-	-	-	-	-	-	-	-	-	-	-	-	3	-	2	1	3	2	11
442	OTHER ANEURYSM	M	-	-	-	-	-	-	-	-	-	-	-	-	1	-	2	-	1	-	5	9
		F	-	-	-	-	-	-	-	-	1	1	-	-	-	-	-	-	1	-	-	3
443	OTHER PERIPHERAL VASCULAR DISEASE	M	-	-	-	-	-	-	-	-	-	-	-	-	-	-	-	1	-	1	1	3
		F	-	-	-	-	-	-	-	-	-	-	-	-	-	-	-	2	1	2	1	6
443.9	UNSPECIFIED	M	-	-	-	-	-	-	-	-	-	-	-	-	-	-	-	1	-	1	1	3
		F	-	-	-	-	-	-	-	-	-	-	-	-	-	-	-	2	1	2	1	6
444	ARTERIAL EMBOLISM AND THROMBOSIS	M	-	-	-	-	-	-	-	-	-	-	1	-	2	4	7	3	4	8	7	36
		F	-	-	-	-	-	-	-	-	-	-	1	1	-	1	-	3	4	5	13	28
444.0	OF ABDOMINAL AORTA	M	-	-	-	-	-	-	-	-	-	-	-	-	-	-	-	1	-	-	-	1
		F	-	-	-	-	-	-	-	-	-	-	-	-	-	-	-	-	-	-	-	-
444.1	OF OTHER AORTA	M	-	-	-	-	-	-	-	-	-	-	-	-	-	-	1	1	1	-	1	4
		F	-	-	-	-	-	-	-	-	-	-	-	-	-	-	-	-	-	-	-	-
444.2	OF MESENTERIC ARTERY	M	-	-	-	-	-	-	-	-	-	-	1	-	1	2	5	1	3	5	5	23
		F	-	-	-	-	-	-	-	-	-	-	1	1	-	1	-	2	3	4	9	21
444.4	OF ARTERIES OF THE EXTREMITIES	M	-	-	-	-	-	-	-	-	-	-	-	-	1	2	-	-	-	2	1	6
		F	-	-	-	-	-	-	-	-	-	-	-	-	-	-	-	1	1	1	4	7
444.9	OF OTHER AND UNSPECIFIED ARTERIES	M	-	-	-	-	-	-	-	-	-	-	-	-	-	-	1	-	-	1	-	2
		F	-	-	-	-	-	-	-	-	-	-	-	-	-	-	-	-	-	-	-	-
445	GANGRENE	M	-	-	-	-	-	-	-	-	-	-	-	1	-	-	-	-	4	2	8	15
		F	-	-	-	-	-	-	-	-	-	-	-	-	-	-	-	-	1	-	6	7
445.0	ARTERIOSCLEROTIC GANGRENE	M	-	-	-	-	-	-	-	-	-	-	-	1	-	-	-	-	4	2	8	15
		F	-	-	-	-	-	-	-	-	-	-	-	-	-	-	-	-	1	-	4	5
445.9	GANGRENE NEC	M	-	-	-	-	-	-	-	-	-	-	-	-	-	-	-	-	-	-	-	-
		F	-	-	-	-	-	-	-	-	-	-	-	-	-	-	-	-	-	-	2	2
446	POLYARTERITIS NODOSA AND OTHER	M	-	-	-	-	-	1	-	-	-	-	-	-	-	-	-	-	-	-	-	1
		F	-	-	-	-	-	-	-	-	-	-	-	-	1	-	-	-	-	-	-	1
446.0	POLYARTERITIS NODOSA	M	-	-	-	-	-	1	-	-	-	-	-	-	-	-	-	-	-	-	-	1
		F	-	-	-	-	-	-	-	-	-	-	-	-	-	-	-	-	-	-	-	-
446.3	WEGENER'S GRANULOMATOSIS	M	-	-	-	-	-	-	-	-	-	-	-	-	-	-	-	-	-	-	-	-
		F	-	-	-	-	-	-	-	-	-	-	-	-	1	-	-	-	-	-	-	1
447	OTHER DISEASES, ARTERIES AND ARTERIOLES	M	-	-	-	-	-	-	-	-	-	-	-	-	1	2	-	1	-	-	-	4

NOTE—Cause of death adjustments resulting from medical coder's queries are not reflected in this table. *See* Introduction.

DEATHS BY CAUSE, SEX, AND AGE, ACCORDING TO THE DETAILED LIST, BRITISH COLUMBIA, 1976

Age-Group (Years)

INT. LIST.	C A U S E		00 -01	01 -04	05 -09	10 -14	15 -19	20 -24	25 -29	30 -34	35 -39	40 -44	45 -49	50 -54	55 -59	60 -64	65 -69	70 -74	75 -79	00 -84	85+	TOTAL
		F	-	-	-	-	-	-	-	-	-	-	-	-	-	-	-	-	-	-	-	-
TOTAL	DISEASES OF ARTERIES, ARTERIOLES, AND CAPILLARIES (440-448)	M	-	-	-	1	-	1	1	1	2	1	4	6	16	28	35	43	59	65	114	377
		F	-	-	-	-	-	1	-	-	1	2	1	2	6	9	11	21	36	55	143	288
	DISEASES, VEINS, LYMPHATICS; OTHER DISEASES OF CIRCULATORY SYSTEM (450-458)																					
450	PULMONARY EMBOLISM AND INFARCTION	M	-	-	-	-	-	-	-	-	-	1	1	2	-	1	3	3	4	1	6	22
		F	-	-	-	-	-	-	-	-	1	-	-	-	-	3	-	-	1	2	4	11
451	PHLEBITIS AND THROMBOPHLEBITIS	M	-	-	-	-	-	-	-	-	-	-	-	-	1	2	-	-	4	2	-	9
		F	-	-	-	-	-	-	-	-	-	-	-	-	1	1	3	1	2	1	2	11
451.0	OF LOWER EXTREMITIES	M	-	-	-	-	-	-	-	-	-	-	-	-	-	2	-	-	4	1	-	7
		F	-	-	-	-	-	-	-	-	-	-	-	-	1	1	1	1	2	-	1	7
451.9	OF OTHER AND UNSPECIFIED SITES	M	-	-	-	-	-	-	-	-	-	-	-	-	1	-	-	-	-	1	-	2
		F	-	-	-	-	-	-	-	-	-	-	-	-	-	-	2	-	-	1	1	4
452	PORTAL VEIN THROMBOSIS	M	-	-	-	-	-	-	-	-	-	-	-	-	-	-	-	-	-	-	-	-
		F	-	-	-	-	-	-	-	-	-	-	-	-	1	-	-	-	-	-	-	1
453	OTHER VENOUS EMBOLISM AND THROMBOSIS	M	-	-	-	-	-	-	-	1	-	1	2	1	1	2	5	3	-	-	2	18
		F	-	-	-	-	-	-	-	-	-	-	-	-	2	6	-	-	3	2	1	14
454	VARICOSE VEINS OF LOWER EXTREMITIES	M	-	-	-	-	-	-	-	-	-	-	1	-	-	-	-	-	-	-	-	1
		F	-	-	-	-	-	-	-	-	-	-	-	-	-	-	1	-	-	-	-	1
454.9	OTHER AND UNSPECIFIED, WITHOUT ULCER	M	-	-	-	-	-	-	-	-	-	-	1	-	-	-	-	-	-	-	-	1
		F	-	-	-	-	-	-	-	-	-	-	-	-	-	-	1	-	-	-	-	1
458	OTHER DISEASES OF CIRCULATORY SYSTEM	M	-	-	-	-	-	-	-	-	-	-	-	-	-	-	1	-	1	1	3	6
		F	-	-	-	-	-	-	-	-	-	-	-	-	-	-	-	-	-	1	4	5
458.0	HYPOTENSION	M	-	-	-	-	-	-	-	-	-	-	-	-	-	-	-	-	-	-	2	2
		F	-	-	-	-	-	-	-	-	-	-	-	-	-	-	-	-	-	1	-	1
458.9	OHTER AND UNSPECIFIED	M	-	-	-	-	-	-	-	-	-	-	-	-	-	-	1	-	1	1	1	4
		F	-	-	-	-	-	-	-	-	-	-	-	-	-	-	-	-	-	-	4	4
TOTAL	DISEASES OF VEINS, LYMPHATICS; OTHER OF CIRCULATORY SYSTEM (450-458)	M	-	-	-	-	-	-	-	1	-	2	4	3	2	5	9	6	9	4	11	56
		F	-	-	-	-	-	-	-	-	1	-	-	-	4	10	4	1	6	6	11	43
TOTAL	DISEASES OF THE CIRCULATORY SYSTEM (390-458)	M	1	-	-	5	2	4	5	22	26	50	96	202	290	514	571	714	742	711	1105	5060
		F	2	-	-	2	4	1	1	8	12	15	33	58	98	204	288	364	581	746	1498	3915
	VIII. DISEASES OF THE RESPIRATORY SYSTEM (460-519)																					
	ACUTE RESPIRATORY INFECTIONS, EXCEPT INFLUENZA (460-466)																					
462	ACUTE PHARYNGITIS	M	-	-	-	-	-	-	-	-	-	-	-	-	-	-	-	-	-	-	-	-
		F	-	-	-	-	-	-	-	-	-	-	-	-	-	-	-	-	-	1	-	1
464	ACUTE LARYNGITIS AND TRACHEITIS	M	-	-	-	-	-	-	-	-	1	-	-	-	-	-	-	-	-	-	-	1
		F	1	-	-	-	-	-	-	-	-	-	-	-	-	-	-	-	-	-	-	1
465	UPPER RESPIRATORY INFECTION	M	-	-	-	-	-	-	-	-	-	-	-	-	-	-	-	-	1	-	-	1
		F	2	-	-	-	-	-	-	-	-	-	-	-	-	-	-	-	-	-	-	2
466	ACUTE BRONCHITIS AND BRONCHIOLITIS	M	-	2	-	-	-	1	-	-	-	-	-	1	1	2	-	-	-	1	-	8
		F	1	-	-	-	-	-	-	-	-	1	-	-	-	-	1	-	-	1	-	4
TOTAL	ACUTE RESPIRATORY INFECTIONS (460-466)	M	-	2	-	-	-	1	-	-	1	-	-	1	1	2	-	-	1	1	-	10
		F	4	-	-	-	-	-	-	-	-	1	-	-	-	-	1	-	-	2	-	8
	INFLUENZA (470-474)																					
470	INFLUENZA, UNQUALIFIED	M	-	-	-	-	-	-	-	-	-	-	-	1	2	-	3	3	6	11	13	39
		F	-	-	-	-	-	-	-	-	-	-	1	-	1	-	-	2	8	9	27	48
471	INFLUENZA WITH PNEUMONIA	M	-	1	-	-	1	-	-	-	-	-	-	-	1	1	1	5	8	15	29	62
		F	-	-	-	1	-	-	-	-	-	-	1	-	-	2	-	2	4	14	44	68
472	INFLUENZA WITH OTHER RESPIRATORY	M	-	-	-	-	-	-	-	-	-	-	-	-	-	-	1	-	1	-	-	2
		F	-	1	-	-	-	-	-	-	-	-	-	-	-	-	-	-	1	1	-	3
473	INFLUENZA WITH DIGESTIVE MANIFESTATIONS	M	-	-	-	-	-	-	-	-	-	-	-	1	-	-	-	-	-	-	1	2

NOTE—Cause of death adjustments resulting from medical coder's queries are not reflected in this table. *See* Introduction.

DEATHS BY CAUSE, SEX, AND AGE, ACCORDING TO THE DETAILED LIST, BRITISH COLUMBIA, 1976

Age-Group (Years)

INT. LIST.	C A U S E		00 -01	01 -04	05 -09	10 -14	15 -19	20 -24	25 -29	30 -34	35 -39	40 -44	45 -49	50 -54	55 -59	60 -64	65 -69	70 -74	75 -79	80 -84	85+	TOTAL
		F	-	-	-	-	-	-	-	-	-	-	-	-	-	-	-	-	-	-	-	-
TOTAL	INFLUENZA (470-474)	M	-	1	-	-	1	-	-	-	-	-	-	2	3	1	5	8	15	26	43	105
		F	-	1	-	1	-	-	-	-	-	-	2	-	1	2	-	4	13	24	71	119
	PNEUMONIA (480-486)																					
480	VIRAL PNEUMONIA	M	1	-	-	-	-	-	1	-	-	-	-	-	-	1	1	1	-	1	-	6
		F	2	-	-	-	-	-	-	-	-	-	-	-	-	-	1	-	2	-	6	11
481	PNEUMOCOCCAL PNEUMONIA	M	1	-	-	-	-	-	-	-	-	3	-	-	1	2	2	2	1	3	4	19
		F	-	-	-	-	-	-	-	-	-	-	-	-	1	1	-	-	-	1	4	7
482	OTHER BACTERIAL PNEUMONIA	M	2	1	-	-	-	-	-	-	-	-	-	-	-	-	-	-	-	-	-	3
		F	-	-	-	-	-	-	-	-	-	1	-	-	-	-	-	-	-	-	-	1
482.1	HEMOPHILUS INFLUENZAE	M	-	1	-	-	-	-	-	-	-	-	-	-	-	-	-	-	-	-	-	1
		F	-	-	-	-	-	-	-	-	-	-	-	-	-	-	-	-	-	-	-	-
482.2	STREPTOCOCCUS	M	-	-	-	-	-	-	-	-	-	-	-	-	-	-	-	-	-	-	-	-
		F	-	-	-	-	-	-	-	-	-	1	-	-	-	-	-	-	-	-	-	1
482.3	STAPHYLOCOCCUS	M	2	-	-	-	-	-	-	-	-	-	-	-	-	-	-	-	-	-	-	2
		F	-	-	-	-	-	-	-	-	-	-	-	-	-	-	-	-	-	-	-	-
484	ACUTE INTERSTITIAL PNEUMONIA	M	2	-	-	-	-	-	-	-	-	-	-	-	-	-	-	-	-	-	-	2
		F	2	-	-	-	-	-	-	-	-	-	-	-	-	-	-	-	-	-	1	3
485	BRONCHOPNEUMONIA, UNSPECIFIED	M	3	-	-	-	-	1	1	-	1	-	3	2	4	5	8	11	15	19	57	130
		F	-	-	-	-	-	-	1	-	-	-	-	1	-	3	3	3	6	8	45	70
486	PNEUMONIA, UNSPECIFIED	M	4	-	-	-	1	-	-	-	-	-	1	2	-	1	3	5	7	9	37	70
		F	5	-	-	-	-	-	-	-	-	-	2	-	1	-	2	7	6	5	40	68
TOTAL	PNEUMONIA (480-486)	M	13	1	-	-	1	1	2	-	1	3	4	4	5	9	14	19	23	32	98	230
		F	9	-	-	-	-	-	1	-	-	1	2	1	2	4	6	10	14	14	96	160
	BRONCHITIS, EMPYSEMA, AND ASTHMA (490-493)																					
490	BRONCHITIS, UNQUALIFIED	M	-	-	-	-	-	-	-	-	-	-	-	-	-	-	1	1	1	-	1	4
		F	1	1	-	-	-	-	-	-	-	-	-	1	-	1	1	-	-	-	1	6
491	CHRONIC BRONCHITIS	M	-	-	-	-	-	-	-	-	-	1	2	4	6	12	16	19	24	21	21	126
		F	-	-	-	-	-	-	-	-	-	-	-	2	3	5	8	9	7	8	8	50
492	EMPHYSEMA	M	-	-	-	-	-	1	-	-	-	1	4	4	5	14	21	17	26	11	23	127
		F	-	-	-	-	-	-	-	-	-	1	1	-	1	2	9	5	3	-	2	24
493	ASTHMA	M	-	-	-	-	-	-	-	-	-	-	-	1	-	-	3	1	-	2	-	7
		F	-	-	-	-	-	1	-	1	2	-	2	-	2	2	-	-	2	3	-	15
TOTAL	BRONCHITIS, EMPHYSEMA, AND ASTHMA (490-493)	M	-	-	-	-	-	1	-	-	-	2	6	9	11	26	41	38	51	34	45	264
		F	1	1	-	-	-	1	-	1	2	1	3	3	6	10	18	14	12	11	11	95
	OTHER DISEASES OF UPPER RESPIRATORY TRACT (500-508)																					
508	OTHER DISEASES OF UPPER RESPIRATORY TRACT	M	1	2	-	-	-	-	-	-	-	-	-	-	-	-	-	-	-	-	-	3
		F	-	1	-	-	-	-	-	-	-	-	-	-	-	-	-	-	-	-	-	1
508.2	EDEMA OF LARYNX	M	1	-	-	-	-	-	-	-	-	-	-	-	-	-	-	-	-	-	-	1
		F	-	-	-	-	-	-	-	-	-	-	-	-	-	-	-	-	-	-	-	-
508.3	DISEASES, VOCAL CORDS OR LARYNX NEC	M	-	2	-	-	-	-	-	-	-	-	-	-	-	-	-	-	-	-	-	2
		F	-	1	-	-	-	-	-	-	-	-	-	-	-	-	-	-	-	-	-	1
TOTAL	OTHER DISEASES OF UPPER RESPIRATORY TRACT (500-508)	M	1	2	-	-	-	-	-	-	-	-	-	-	-	-	-	-	-	-	-	3
		F	-	1	-	-	-	-	-	-	-	-	-	-	-	-	-	-	-	-	-	1
	OTHER DISEASES OF RESPIRATORY SYSTEM (510-519)																					
510	EMPYEMA	M	-	-	-	-	-	-	-	-	-	-	-	-	-	2	-	-	1	-	-	3
		F	-	-	-	-	-	-	-	-	-	-	-	-	-	-	-	-	-	-	-	-
511	PLEURISY	M	-	-	-	-	-	-	-	-	-	-	-	-	-	1	-	-	-	1	1	3
		F	-	-	-	-	-	-	-	-	-	-	-	-	-	-	-	-	-	-	-	-
511.0	WITHOUT EFFUSION OR TUBERCULOSIS	M	-	-	-	-	-	-	-	-	-	-	-	-	-	1	-	-	-	1	-	2

NOTE—Cause of death adjustments resulting from medical coder's queries are not reflected in this table. *See* Introduction.

DEATHS BY CAUSE, SEX, AND AGE, ACCORDING TO THE DETAILED LIST, BRITISH COLUMBIA, 1976

Age-Group (Years)

INT. LIST.	C A U S E		00 -01	01 -04	05 -09	10 -14	15 -19	20 -24	25 -29	30 -34	35 -39	40 -44	45 -49	50 -54	55 -59	60 -64	65 -69	70 -74	75 -79	80 -84	85+	TOTAL
		F	-	-	-	-	-	-	-	-	-	-	-	-	-	-	-	-	-	-	-	-
511.1	BACTERIAL NON-TUBERCULOUS EFFUSION	M	-	-	-	-	-	-	-	-	-	-	-	-	-	-	-	-	-	-	1	1
		F	-	-	-	-	-	-	-	-	-	-	-	-	-	-	-	-	-	-	-	-
513	ABSCESS OF LUNG	M	-	-	-	-	-	-	-	-	-	-	-	-	-	2	-	-	1	1	1	5
		F	-	1	-	-	-	-	-	-	-	-	-	-	1	-	-	-	-	-	-	2
514	PULMONARY CONGESTION AND HYPOSTASIS	M	-	-	-	-	-	-	-	-	-	1	-	-	1	-	-	1	-	-	4	7
		F	-	1	-	-	-	-	-	-	-	-	-	-	-	-	-	-	-	5	2	8
515	PNEUMOCONIOSIS, SILICA AND SILICATES	M	-	-	-	-	-	-	-	-	-	-	-	-	-	3	3	2	3	4	1	16
		F	-	-	-	-	-	-	-	-	-	-	-	-	-	-	-	-	-	-	-	-
515.0	SILICOSIS	M	-	-	-	-	-	-	-	-	-	-	-	-	-	2	3	2	3	4	1	15
		F	-	-	-	-	-	-	-	-	-	-	-	-	-	-	-	-	-	-	-	-
515.2	ASBESTOSIS	M	-	-	-	-	-	-	-	-	-	-	-	-	-	1	-	-	-	-	-	1
		F	-	-	-	-	-	-	-	-	-	-	-	-	-	-	-	-	-	-	-	-
517	OTHER CHRONIC INTERSTITIAL PNEUMONIA	M	-	-	-	-	-	-	-	-	1	-	1	-	1	1	3	7	2	8	3	27
		F	-	-	-	-	-	-	-	-	-	-	1	-	1	4	-	3	3	4	2	18
518	BRONCHIECTASIS	M	-	-	1	-	-	-	-	-	-	-	1	-	2	-	-	2	1	3	1	11
		F	-	-	-	-	-	-	-	-	-	-	1	-	3	1	-	1	2	-	1	9
519	OTHER DISEASES OF RESPIRATORY SYSTEM	M	1	1	-	-	1	-	-	-	1	-	1	-	7	10	20	27	22	25	26	142
		F	2	1	-	-	-	-	-	-	-	-	1	1	2	6	4	3	7	2	10	39
519.0	PULMONARY COLLAPSE	M	1	-	-	-	-	-	-	-	-	-	-	-	-	-	-	-	-	-	-	1
		F	-	-	-	-	-	-	-	-	-	-	-	-	-	-	-	-	-	-	-	-
519.1	ACUTE EDEMA OF LUNG	M	-	-	-	-	-	-	-	-	-	-	-	-	-	-	-	-	-	-	-	-
		F	-	-	-	-	-	-	-	-	-	-	-	-	-	-	-	-	1	-	-	1
519.2	OTHER DISEASES OF LUNG	M	-	-	-	-	1	-	-	-	1	-	-	-	1	-	1	1	-	1	1	7
		F	2	-	-	-	-	-	-	-	-	-	1	-	1	-	-	-	2	-	-	6
519.3	CHRONIC OBSTRUCTIVE LUNG DISEASE	M	-	-	-	-	-	-	-	-	-	-	1	-	6	10	18	26	22	24	23	130
		F	-	-	-	-	-	-	-	-	-	-	-	1	1	5	4	3	4	2	7	27
519.9	OTHER	M	-	1	-	-	-	-	-	-	-	-	-	-	-	-	1	-	-	-	2	4
		F	-	1	-	-	-	-	-	-	-	-	-	-	-	1	-	-	-	-	3	5
OTAL	OTHER DISEASES OF RESPIRATORY SYSTEM (510-519)	M	1	1	1	-	1	-	-	-	2	1	3	-	11	19	26	39	30	42	37	214
		F	2	3	-	-	-	-	-	-	-	-	3	1	7	11	4	7	12	11	15	76
OTAL	DISEASES OF THE RESPIRATORY SYSTEM (460-519)	M	15	7	1	-	3	3	2	-	4	6	13	16	31	57	86	104	120	135	223	826
		F	16	6	-	1	-	1	1	1	2	3	10	5	16	27	29	35	51	62	193	459
	IX. DISEASES OF THE DIGESTIVE SYSTEM (520-577)																					
	DISEASES OF ORAL CAVITY, SALIVARY GLANDS AND JAWS (520-529)																					
523	PERIODONTAL DISEASES	M	-	-	-	-	-	-	-	-	-	-	-	-	-	-	-	-	1	-	-	1
		F	-	-	-	-	-	-	-	-	-	-	-	-	-	-	-	-	-	-	-	-
523.1	CHRONIC GINGIVITIS	M	-	-	-	-	-	-	-	-	-	-	-	-	-	-	-	-	1	-	-	1
		F	-	-	-	-	-	-	-	-	-	-	-	-	-	-	-	-	-	-	-	-
527	DISEASES OF THE SALIVARY GLANDS	M	1	-	-	-	-	-	-	-	-	-	-	-	-	-	-	-	-	-	1	2
		F	-	-	-	-	-	-	-	-	-	-	-	-	-	-	-	-	-	-	-	-
527.2	SIALOADENITIS	M	1	-	-	-	-	-	-	-	-	-	-	-	-	-	-	-	-	-	1	2
		F	-	-	-	-	-	-	-	-	-	-	-	-	-	-	-	-	-	-	-	-
OTAL	DISEASES OF ORAL CAVITY, SALIVARY GLANDS, AND JAWS (520-529)	M	1	-	-	-	-	-	-	-	-	-	-	-	-	-	-	-	1	-	1	3
		F	-	-	-	-	-	-	-	-	-	-	-	-	-	-	-	-	-	-	-	-
	DISEASES OF ESOPHAGUS, STOMACH, AND DUODENUM (530-537)																					
530	DISEASES OF ESOPHAGUS	M	-	-	-	-	-	-	-	-	-	-	1	1	-	-	1	-	-	-	1	4
		F	-	-	-	-	-	-	-	-	-	-	-	-	-	-	-	1	-	-	2	3
530.0	FUNCTIONAL DISORDERS	M	-	-	-	-	-	-	-	-	-	-	-	-	-	-	-	-	-	-	-	-
		F	-	-	-	-	-	-	-	-	-	-	-	-	-	-	-	-	-	-	1	1
530.1	INFLAMMATORY DISEASES	M	-	-	-	-	-	-	-	-	-	-	1	-	-	-	1	-	-	-	-	2

NOTE—Cause of death adjustments resulting from medical coder's queries are not reflected in this table. *See* Introduction.

DEATHS BY CAUSE, SEX, AND AGE, ACCORDING TO THE DETAILED LIST, BRITISH COLUMBIA, 1976

Age-Group (Years)

INT. LIST.	CAUSE		00 -01	01 -04	05 -09	10 -14	15 -19	20 -24	25 -29	30 -34	35 -39	40 -44	45 -49	50 -54	55 -59	60 -64	65 -69	70 -74	75 -79	80 -84	85+	TOTAL
		F	-	-	-	-	-	-	-	-	-	-	-	-	-	-	-	-	-	-	1	1
530.3	OBSTRUCTION	M	-	-	-	-	-	-	-	-	-	-	-	1	-	-	-	-	-	-	1	2
		F	-	-	-	-	-	-	-	-	-	-	-	-	-	-	-	-	-	-	-	-
530.4	RUPTURE	M	-	-	-	-	-	-	-	-	-	-	-	-	-	-	-	-	-	-	-	-
		F	-	-	-	-	-	-	-	-	-	-	-	-	-	-	-	1	-	-	-	1
531	ULCER OF STOMACH	M	-	-	-	-	-	-	-	-	-	-	-	2	2	2	1	-	3	2	6	18
		F	-	-	-	-	-	-	-	-	-	-	1	-	2	2	1	-	1	1	8	16
531.0	WITH HEMMORRHAGE ONLY	M	-	-	-	-	-	-	-	-	-	-	-	2	1	1	1	-	2	2	3	12
		F	-	-	-	-	-	-	-	-	-	-	1	-	1	-	-	-	-	1	5	8
531.1	WITH PERFORATION ONLY	M	-	-	-	-	-	-	-	-	-	-	-	-	1	-	-	-	-	-	-	1
		F	-	-	-	-	-	-	-	-	-	-	-	-	-	2	-	-	-	-	2	4
531.9	OTHER AND UNSPECIFIED	M	-	-	-	-	-	-	-	-	-	-	-	-	-	1	-	-	1	-	3	5
		F	-	-	-	-	-	-	-	-	-	-	-	-	1	-	1	-	1	-	1	4
532	ULCER OF DUODENUM	M	-	1	-	-	-	-	1	-	-	-	1	3	3	2	4	3	3	4	7	32
		F	-	-	-	-	-	-	-	1	-	1	-	-	2	-	5	-	3	3	2	17
532.0	WITH HEMORRHAGE ONLY	M	-	-	-	-	-	-	1	-	-	-	-	2	1	-	3	2	-	1	4	14
		F	-	-	-	-	-	-	-	-	-	1	-	-	-	-	2	-	2	1	-	6
532.1	WITH PERFORATION ONLY	M	-	-	-	-	-	-	-	-	-	-	-	-	2	1	1	1	2	2	3	12
		F	-	-	-	-	-	-	-	1	-	-	-	-	2	-	3	-	1	1	1	9
532.2	WITH HEMORRHAGE AND PERFORATION	M	-	1	-	-	-	-	-	-	-	-	-	-	-	-	-	-	-	-	-	1
		F	-	-	-	-	-	-	-	-	-	-	-	-	-	-	-	-	-	-	-	-
532.9	OTHER AND UNSPECIFIED	M	-	-	-	-	-	-	-	-	-	-	1	1	-	1	-	-	1	1	-	5
		F	-	-	-	-	-	-	-	-	-	-	-	-	-	-	-	-	-	1	1	2
533	PEPTIC ULCER, SITE UNSPECIFIED	M	-	-	-	-	-	-	-	-	-	-	-	-	-	-	-	3	-	3	1	7
		F	-	-	-	-	-	-	-	-	-	-	-	-	-	1	-	-	-	-	2	3
533.0	WITH PERFORATION	M	-	-	-	-	-	-	-	-	-	-	-	-	-	-	-	2	-	1	-	3
		F	-	-	-	-	-	-	-	-	-	-	-	-	-	-	-	-	-	-	-	-
533.9	WITHOUT MENTION OF PERFORATION	M	-	-	-	-	-	-	-	-	-	-	-	-	-	-	-	1	-	2	1	4
		F	-	-	-	-	-	-	-	-	-	-	-	-	-	1	-	-	-	-	2	3
534	GASTROJEJUNAL ULCER	M	-	-	-	-	-	-	-	-	-	-	-	-	-	-	-	-	2	-	-	2
		F	-	-	-	-	-	-	-	-	-	-	-	-	-	-	-	-	-	-	-	-
534.0	WITH HEMORRHAGE ONLY	M	-	-	-	-	-	-	-	-	-	-	-	-	-	-	-	-	2	-	-	2
		F	-	-	-	-	-	-	-	-	-	-	-	-	-	-	-	-	-	-	-	-
535	GASTRITIS AND DUODENITIS	M	-	-	-	-	-	-	-	-	-	-	-	-	-	-	-	-	-	-	-	-
		F	-	-	-	-	-	1	-	-	-	-	-	-	-	1	-	-	-	-	2	4
536	DISORDERS OF FUNCTION OF STOMACH	M	1	-	-	-	-	-	-	-	-	-	-	-	-	-	-	-	-	-	-	1
		F	-	-	-	-	-	-	-	-	-	-	-	-	-	-	-	-	-	-	1	1
536.1	DISORDERS OF GASTRIC MOTILITY	M	1	-	-	-	-	-	-	-	-	-	-	-	-	-	-	-	-	-	-	1
		F	-	-	-	-	-	-	-	-	-	-	-	-	-	-	-	-	-	-	-	-
536.9	OTHER	M	-	-	-	-	-	-	-	-	-	-	-	-	-	-	-	-	-	-	-	-
		F	-	-	-	-	-	-	-	-	-	-	-	-	-	-	-	-	-	-	1	1
537	OTHER DISEASES, STOMACH AND DUODENUM	M	1	-	-	-	-	-	-	-	-	-	-	-	-	-	-	2	-	1	-	4
		F	-	-	-	-	-	-	-	-	-	-	-	-	-	-	-	1	-	-	-	1
537.9	OTHER AND UNSPECIFIED	M	1	-	-	-	-	-	-	-	-	-	-	-	-	-	-	2	-	1	-	4
		F	-	-	-	-	-	-	-	-	-	-	-	-	-	-	-	1	-	-	-	1
TOTAL	DISEASES OF ESOPHAGUS, STOMACH, AND DUODENUM (530-537)	M	2	1	-	-	-	-	1	-	-	-	2	6	5	4	6	8	8	10	15	68
		F	-	-	-	-	-	1	-	1	-	1	1	-	4	4	6	2	4	4	17	45
	APPENDICITIS (540-543)																					
540	ACUTE APPENDICITIS	M	-	-	-	-	-	-	-	-	-	-	-	-	-	-	-	-	-	-	-	-
		F	-	-	-	-	-	-	-	-	-	-	1	-	-	-	-	1	-	1	1	4
540.0	WITH PERITONITIS	M	-	-	-	-	-	-	-	-	-	-	-	-	-	-	-	-	-	-	-	-

NOTE—Cause of death adjustments resulting from medical coder's queries are not reflected in this table. *See* Introduction.

DEATHS BY CAUSE, SEX, AND AGE, ACCORDING TO THE DETAILED LIST, BRITISH COLUMBIA, 1976

Age-Group (Years)

INT. LIST.	CAUSE		00 -01	01 -04	05 -09	10 -14	15 -19	20 -24	25 -29	30 -34	35 -39	40 -44	45 -49	50 -54	55 -59	60 -64	65 -69	70 -74	75 -79	80 -84	85+	TOTAL
		F	-	-	-	-	-	-	-	-	-	-	1	-	-	-	-	1	-	1	1	4
OTAL	APPENDICITIS (540-543)	M	-	-	-	-	-	-	-	-	-	-	-	-	-	-	-	-	-	-	-	-
		F	-	-	-	-	-	-	-	-	-	-	1	-	-	-	-	1	-	1	1	4
	HERNIA OF ABDOMINAL CAVITY (550-553)																					
550	INGUINAL, WITHOUT OBSTRUCTION	M	-	-	-	-	-	-	-	-	-	-	-	-	-	-	-	1	-	-	-	1
		F	-	-	-	-	-	-	-	-	-	-	-	-	-	-	-	-	-	-	-	-
551	OTHER ABDOMINALES, WITHOUT OBSTRUCTION	M	2	-	-	-	-	-	1	-	-	1	-	-	1	-	3	-	-	-	-	8
		F	2	-	-	-	-	-	-	-	-	-	-	-	-	-	2	-	-	3	3	10
551.0	FEMORAL	M	-	-	-	-	-	-	-	-	-	-	-	-	-	-	-	-	-	-	-	-
		F	-	-	-	-	-	-	-	-	-	-	-	-	-	-	-	-	-	-	1	1
551.1	UMBILICAL	M	1	-	-	-	-	-	-	-	-	-	-	-	-	-	-	-	-	-	-	1
		F	1	-	-	-	-	-	-	-	-	-	-	-	-	-	-	-	-	-	-	1
551.3	DIAPHRAGMATIC	M	1	-	-	-	-	-	1	-	-	1	-	-	1	-	3	-	-	-	-	7
		F	1	-	-	-	-	-	-	-	-	-	-	-	-	-	2	-	-	3	2	8
552	INGUINAL HERNIA WITH OBSTRUCTION	M	-	-	-	-	-	-	-	-	-	-	-	-	-	-	-	2	1	-	2	5
		F	-	-	-	-	-	-	-	-	-	-	-	-	-	-	-	-	-	-	-	-
553	OTHER, WITH OBSTRUCTION	M	-	-	1	-	-	-	-	-	-	-	1	-	-	-	-	-	-	3	1	6
		F	-	-	-	-	-	-	-	-	-	-	1	-	-	1	-	1	-	-	3	6
553.0	FEMORAL	M	-	-	-	-	-	-	-	-	-	-	-	-	-	-	-	-	-	1	-	1
		F	-	-	-	-	-	-	-	-	-	-	-	-	-	-	-	-	-	-	1	1
553.1	UMBILICAL	M	-	-	-	-	-	-	-	-	-	-	-	-	-	-	-	-	-	1	-	1
		F	-	-	-	-	-	-	-	-	-	-	-	-	-	-	-	-	-	-	-	-
553.2	VENTRAL	M	-	-	-	-	-	-	-	-	-	-	-	-	-	-	-	-	-	-	-	-
		F	-	-	-	-	-	-	-	-	-	-	1	-	-	1	-	-	-	-	-	2
553.3	DIAPHRAGMATIC	M	-	-	-	-	-	-	-	-	-	-	-	-	-	-	-	-	-	-	-	-
		F	-	-	-	-	-	-	-	-	-	-	-	-	-	-	-	-	-	-	2	2
553.8	OF OTHER SPECIFIED SITE	M	-	-	1	-	-	-	-	-	-	-	1	-	-	-	-	-	-	-	1	3
		F	-	-	-	-	-	-	-	-	-	-	-	-	-	-	-	-	-	-	-	-
553.9	OF UNSPECIFIED SITE	M	-	-	-	-	-	-	-	-	-	-	-	-	-	-	-	-	-	1	-	1
		F	-	-	-	-	-	-	-	-	-	-	-	-	-	-	-	1	-	-	-	1
OTAL	HERNIA OF ABDOMINAL CAVITY (550-553)	M	2	-	1	-	-	-	1	-	-	1	1	-	1	-	3	3	1	3	3	20
		F	2	-	-	-	-	-	-	-	-	-	1	-	-	1	2	1	-	3	6	16
	OTHER DISEASES OF INTESTINE AND PERITONEUM (560-569)																					
560	INTESTINAL OBSTRUCTION WITHOUT HERNIA	M	-	-	-	-	-	-	-	-	-	-	-	-	-	2	6	2	1	2	5	18
		F	-	-	-	-	-	-	-	1	-	-	-	1	1	-	1	4	9	4	9	30
560.1	PARALYTIC ILEUS	M	-	-	-	-	-	-	-	-	-	-	-	-	-	1	-	-	-	-	-	1
		F	-	-	-	-	-	-	-	1	-	-	-	-	-	-	-	-	-	-	2	3
560.2	VOLVULUS	M	-	-	-	-	-	-	-	-	-	-	-	-	-	-	5	-	-	-	-	5
		F	-	-	-	-	-	-	-	-	-	-	-	-	-	-	-	2	2	2	1	7
560.3	IMPACTION OF INTESTINE	M	-	-	-	-	-	-	-	-	-	-	-	-	-	-	-	-	-	-	-	-
		F	-	-	-	-	-	-	-	-	-	-	-	-	-	-	-	-	1	-	1	2
560.4	ADHESIONS WITH OBSTRUCTION	M	-	-	-	-	-	-	-	-	-	-	-	-	-	1	1	1	-	1	4	8
		F	-	-	-	-	-	-	-	-	-	-	-	-	1	-	-	-	4	1	2	8
560.9	OTHER AND UNSPECIFIED	M	-	-	-	-	-	-	-	-	-	-	-	-	-	-	-	1	1	1	1	4
		F	-	-	-	-	-	-	-	-	-	-	-	1	-	-	1	2	2	1	3	10
562	DIVERTICULA OF INTESTINE	M	-	-	-	-	-	-	-	-	-	1	1	1	-	2	1	5	4	2	4	21
		F	-	-	-	-	-	-	-	-	-	-	-	-	1	-	1	2	5	4	15	28
562.0	SMALL INTESTINE	M	-	-	-	-	-	-	-	-	-	-	-	-	-	-	-	-	-	-	-	-
		F	-	-	-	-	-	-	-	-	-	-	-	-	-	-	-	-	-	1	-	1
562.1	COLON	M	-	-	-	-	-	-	-	-	-	1	1	1	-	2	1	5	4	2	4	21

NOTE—Cause of death adjustments resulting from medical coder's queries are not reflected in this table. *See* Introduction.

DEATHS BY CAUSE, SEX, AND AGE, ACCORDING TO THE DETAILED LIST, BRITISH COLUMBIA, 1976

Age-Group (Years)

INT. LIST.	C A U S E		00 -01	01 -04	05 -09	10 -14	15 -19	20 -24	25 -29	30 -34	35 -39	40 -44	45 -49	50 -54	55 -59	60 -64	65 -69	70 -74	75 -79	80 -84	85+	TOT
		F	-	-	-	-	-	-	-	-	-	-	-	-	1	-	1	2	5	3	15	
563	CHRONIC ENTERITIS AND ULCERATIVE COLITIS	M	1	-	-	-	-	-	-	-	-	-	-	-	-	3	-	-	-	2	-	
		F	-	-	-	-	-	-	-	-	-	1	-	-	-	1	1	-	3	-	-	
563.0	REGIONAL ENTERITIS	M	-	-	-	-	-	-	-	-	-	-	-	-	-	-	-	-	-	-	-	
		F	-	-	-	-	-	-	-	-	-	1	-	-	-	-	1	-	-	-	-	
563.1	ULCERATIVE COLITIS	M	-	-	-	-	-	-	-	-	-	-	-	-	-	3	-	-	-	2	-	
		F	-	-	-	-	-	-	-	-	-	-	-	-	-	1	-	-	2	-	-	
563.9	OTHER	M	1	-	-	-	-	-	-	-	-	-	-	-	-	-	-	-	-	-	-	
		F	-	-	-	-	-	-	-	-	-	-	-	-	-	-	-	-	1	-	-	
566	ABSCESS, ANAL AND RECTAL REGIONS	M	-	-	-	-	-	-	-	-	-	-	-	-	1	-	-	-	-	-	-	
		F	-	-	-	-	-	-	-	-	-	-	-	-	-	-	-	-	-	-	-	
567	PERITONITIS	M	-	-	-	-	-	-	-	-	-	-	-	-	-	-	-	-	1	-	-	
		F	-	-	-	-	-	-	-	-	-	-	-	-	-	-	-	-	-	2	2	
567.0	WITH ABCESS	M	-	-	-	-	-	-	-	-	-	-	-	-	-	-	-	-	-	-	-	
		F	-	-	-	-	-	-	-	-	-	-	-	-	-	-	-	-	-	1	-	
567.9	UNSPECIFIED	M	-	-	-	-	-	-	-	-	-	-	-	-	-	-	-	-	1	-	-	
		F	-	-	-	-	-	-	-	-	-	-	-	-	-	-	-	-	-	1	2	
569	OTHER, INTESTINES AND PERITONEUM	M	1	-	-	-	-	-	-	-	-	1	1	1	1	-	3	1	4	3	7	
		F	-	-	-	-	-	-	-	-	-	-	-	-	1	1	-	2	-	4	8	
569.1	PROLAPSE OF RECTUM	M	-	-	-	-	-	-	-	-	-	-	-	-	-	-	-	-	-	-	-	
		F	-	-	-	-	-	-	-	-	-	-	-	-	-	-	-	-	-	-	1	
569.4	PERFORATION, ULCERATION, INTESTINE NOS	M	-	-	-	-	-	-	-	-	-	1	-	1	-	-	-	1	1	-	-	
		F	-	-	-	-	-	-	-	-	-	-	-	-	-	1	-	1	-	-	1	
569.9	OTHER	M	1	-	-	-	-	-	-	-	-	-	1	-	1	-	3	-	3	3	7	
		F	-	-	-	-	-	-	-	-	-	-	-	-	1	-	-	1	-	4	6	
TOTAL	OTHER DISEASES OF INTESTINE AND PERITONEUM (560-569)	M	2	-	-	-	-	-	-	-	-	2	2	2	2	7	10	8	10	9	16	
		F	-	-	-	-	-	-	-	1	-	1	-	1	3	2	3	8	17	14	34	
	DISEASES OF LIVER, GALLBLADDER, AND PANCREAS (570-577)																					
570	ACUTE AND SUBACUTE NECROSIS OF LIVER	M	-	-	-	-	-	-	-	-	-	-	-	-	-	-	-	-	-	-	-	
		F	-	-	-	-	-	-	-	-	1	-	-	-	-	1	1	-	1	-	-	
571	CIRRHOSIS OF LIVER	M	-	-	-	-	-	-	-	3	5	19	29	38	39	57	38	21	10	6	2	
		F	-	-	-	-	-	-	2	6	5	8	16	18	12	24	22	13	6	2	3	
571.0	ALCOHOLIC	M	-	-	-	-	-	-	-	3	5	16	28	37	38	48	29	13	5	-	-	
		F	-	-	-	-	-	-	2	5	5	8	14	17	10	22	16	5	2	-	-	
571.8	OTHER SPECIFIED	M	-	-	-	-	-	-	-	-	-	2	1	1	-	1	1	2	2	1	1	
		F	-	-	-	-	-	-	-	-	-	-	1	1	-	-	4	2	-	1	1	
571.9	UNSPECIFIED	M	-	-	-	-	-	-	-	-	-	1	-	-	1	8	8	6	3	5	1	
		F	-	-	-	-	-	-	-	1	-	-	1	-	2	2	2	6	4	1	2	
572	SUPPURATIVE HEPATITIS AND LIVER ABSCESS	M	-	-	-	-	-	-	-	-	-	-	-	-	-	1	-	-	-	-	-	
		F	-	-	-	-	-	-	-	-	-	-	-	-	-	-	-	-	-	-	-	
573	OTHER DISEASES OF LIVER	M	-	-	-	-	-	1	-	-	-	1	-	-	-	2	3	1	1	1	-	
		F	-	-	-	-	1	1	1	-	-	1	-	-	-	1	1	-	-	-	-	
573.0	HEPATITIS NOS	M	-	-	-	-	-	1	-	-	-	1	-	-	-	1	-	1	1	-	-	
		F	-	-	-	-	-	1	-	-	-	1	-	-	-	-	-	-	-	-	-	
573.9	OTHER AND UNSPECIFIED	M	-	-	-	-	-	-	-	-	-	-	-	-	-	1	3	-	-	1	-	
		F	-	-	-	-	1	-	1	-	-	-	-	-	-	1	1	-	-	-	-	
574	CHOLELITHIASIS	M	-	-	-	-	-	-	-	-	-	-	-	-	-	2	3	2	1	11	4	
		F	-	-	-	-	-	-	-	-	-	-	-	-	2	-	1	2	-	1	6	
574.0	WITH ACUTE CHOLECYSTITIS	M	-	-	-	-	-	-	-	-	-	-	-	-	-	-	2	-	-	1	-	
		F	-	-	-	-	-	-	-	-	-	-	-	-	1	-	-	1	-	-	2	
574.1	WITH CHOLECYSTITIS, OTHER	M	-	-	-	-	-	-	-	-	-	-	-	-	-	1	-	-	-	4	2	

NOTE—Cause of death adjustments resulting from medical coder's queries are not reflected in this table. See Introduction.

DEATHS BY CAUSE, SEX, AND AGE, ACCORDING TO THE DETAILED LIST, BRITISH COLUMBIA, 1976

Age-Group (Years)

NT. IST.	C A U S E		00 -01	01 -04	05 -09	10 -14	15 -19	20 -24	25 -29	30 -34	35 -39	40 -44	45 -49	50 -54	55 -59	60 -64	65 -69	70 -74	75 -79	80 -84	85+	TOTAL
		F	-	-	-	-	-	-	-	-	-	-	-	-	1	-	-	-	-	-	-	1
74.9	OTHER AND UNSPECIFIED	M	-	-	-	-	-	-	-	-	-	-	-	-	-	1	1	2	1	6	2	13
		F	-	-	-	-	-	-	-	-	-	-	-	-	-	-	1	1	-	1	4	7
75	CHOLECYSTITITIS WITHOUT CALCULUS	M	-	-	-	-	-	-	-	1	-	-	-	1	-	-	1	2	4	4	5	18
		F	-	-	-	-	-	-	-	-	-	-	-	-	1	-	-	-	2	3	3	9
76	OTHER DISEASES OF GALLBLADDER AND BILIARY DUCTS	M	-	-	-	-	-	-	-	-	1	-	-	1	-	1	-	-	1	-	-	4
		F	-	-	-	-	-	-	-	-	-	-	-	-	-	-	-	2	-	2	1	5
76.0	OBSTRUCTION	M	-	-	-	-	-	-	-	-	-	-	-	-	-	-	-	-	1	-	-	1
		F	-	-	-	-	-	-	-	-	-	-	-	-	-	-	-	1	-	1	1	3
76.9	OTHER AND UNSPECIFIED	M	-	-	-	-	-	-	-	-	1	-	-	1	-	1	-	-	-	-	-	3
		F	-	-	-	-	-	-	-	-	-	-	-	-	-	-	-	1	-	1	-	2
77	DISEASES OF PANCREAS	M	-	-	-	-	-	-	-	-	1	-	1	2	5	-	2	-	-	-	2	13
		F	-	-	-	-	-	-	-	-	-	-	-	1	1	3	-	2	3	-	2	12
77.0	ACUTE PANCREATITIS	M	-	-	-	-	-	-	-	-	1	-	1	2	4	-	2	-	-	-	1	11
		F	-	-	-	-	-	-	-	-	-	-	-	-	1	2	-	2	3	-	1	9
77.1	CHRONIC PANCREATITIS	M	-	-	-	-	-	-	-	-	-	-	-	-	1	-	-	-	-	-	1	2
		F	-	-	-	-	-	-	-	-	-	-	-	1	-	1	-	-	-	-	1	3
TAL	DISEASES OF LIVER, GALLBLADDER, AND PANCREAS (570-577)	M	-	-	-	-	-	1	-	4	7	20	30	42	44	63	47	26	17	22	13	336
		F	-	-	-	-	1	1	3	6	6	9	16	19	16	29	25	19	12	8	15	185
TAL	DISEASES OF THE DIGESTIVE SYSTEM (520-577)	M	7	1	1	-	-	1	2	4	7	23	35	50	52	74	66	45	37	44	48	497
		F	2	-	-	-	1	2	3	8	6	11	19	20	23	36	36	31	33	30	73	334
	X. DISEASES OF THE GENITOURINARYSYSTEM (580-629)																					
	NEPHRITIS AND NEPHROSIS (580-584)																					
80	ACUTE NEPHRITIS	M	1	-	-	-	-	-	-	-	-	-	-	-	-	-	-	-	-	-	-	1
		F	-	1	-	-	-	-	-	-	-	-	-	-	-	-	-	-	-	-	1	2
81	NEPHROTIC SYNDROME	M	1	-	-	-	-	-	-	-	-	-	-	-	1	-	-	1	-	-	-	3
		F	-	-	-	-	-	-	-	-	-	-	-	-	-	1	1	-	-	-	-	2
82	CHRONIC NEPHRITIS	M	-	-	-	-	-	-	-	1	2	-	2	1	1	4	8	-	4	2	3	28
		F	-	-	-	-	-	-	-	1	-	-	-	-	2	1	4	2	7	3	2	22
83	NEPHRITIS, UNQUALIFIED	M	-	-	-	-	-	-	-	-	-	-	-	-	1	-	-	1	-	-	-	2
		F	-	-	-	-	-	-	-	-	-	-	-	-	-	-	-	-	-	1	1	2
84	RENAL SCLEROSIS, UNQUALIFIED	M	-	-	-	-	-	-	-	-	-	-	-	-	-	-	-	-	-	-	-	-
		F	-	-	-	-	-	-	-	-	-	-	-	1	-	-	-	-	-	-	-	1
TAL	NEPHRITIS AND NEPHROSIS (580-584)	M	2	-	-	-	-	-	-	1	2	-	2	1	3	4	8	2	4	2	3	34
		F	-	1	-	-	-	-	-	1	-	-	-	1	2	2	5	2	7	4	4	29
	OTHER DISEASES OF URINARY SYSTEM (590-599)																					
90	INFECTIONS OF KIDNEY	M	-	-	-	-	-	-	-	-	1	-	-	1	-	1	1	1	4	1	9	19
		F	-	-	-	-	1	1	-	-	-	1	3	1	-	1	1	4	4	4	5	26
90.0	CHRONIC PYELONEPHRITIS	M	-	-	-	-	-	-	-	-	1	-	-	1	-	-	1	1	2	1	5	12
		F	-	-	-	-	1	1	-	-	-	1	3	1	-	-	1	3	3	3	2	19
90.1	OTHER PYELONEPHRITIS	M	-	-	-	-	-	-	-	-	-	-	-	-	-	1	-	-	1	-	3	5
		F	-	-	-	-	-	-	-	-	-	-	-	-	-	1	-	1	1	1	3	7
90.9	OTHER	M	-	-	-	-	-	-	-	-	-	-	-	-	-	-	-	-	1	-	1	2
		F	-	-	-	-	-	-	-	-	-	-	-	-	-	-	-	-	-	-	-	-
91	HYDRONEPHROSIS	M	1	-	-	-	-	-	-	-	-	-	-	-	-	-	-	-	-	-	-	1
		F	-	-	-	-	-	-	-	-	-	-	-	1	-	-	-	-	-	-	-	1
92	CALCULUS OF KIDNEY AND URETER	M	-	-	-	-	-	-	-	-	-	-	1	-	-	-	-	2	-	1	2	6
		F	-	-	-	-	-	-	-	-	-	-	-	-	-	-	-	-	-	1	-	1
93	OTHER DISEASES OF KIDNEY AND URETER	M	1	-	-	-	-	-	-	-	-	-	1	-	-	1	-	1	3	6	8	21
		F	-	-	-	-	-	-	-	-	1	-	-	-	-	3	1	1	2	3	4	15
93.2	OTHER RENAL DISEASE	M	1	-	-	-	-	-	-	-	-	-	1	-	-	1	-	1	3	6	8	21

NOTE—Cause of death adjustments resulting from medical coder's queries are not reflected in this table. *See* Introduction.

DEATHS BY CAUSE, SEX, AND AGE, ACCORDING TO THE DETAILED LIST, BRITISH COLUMBIA, 1976

Age-Group (Years)

INT. LIST.	C A U S E		00 -01	01 -04	05 -09	10 -14	15 -19	20 -24	25 -29	30 -34	35 -39	40 -44	45 -49	50 -54	55 -59	60 -64	65 -69	70 -74	75 -79	80 -84	85+	TOT
		F	-	-	-	-	-	-	-	-	1	-	-	-	-	3	1	1	2	3	4	
595	CYSTITIS	M	-	-	-	-	-	-	-	-	-	-	-	-	-	-	-	-	1	-	1	
		F	-	-	-	-	-	-	-	-	-	-	-	-	-	-	-	-	-	-	3	
596	OTHER DISEASES OF BLADDER	M	-	-	-	-	-	-	-	-	-	-	-	-	-	-	-	-	3	-	1	
		F	-	-	-	-	-	-	-	-	-	-	-	-	-	1	-	-	-	1	-	
596.0	FISTULA	M	-	-	-	-	-	-	-	-	-	-	-	-	-	-	-	-	1	-	-	
		F	-	-	-	-	-	-	-	-	-	-	-	-	-	1	-	-	-	1	-	
596.9	OTHER AND UNSPECIFIED	M	-	-	-	-	-	-	-	-	-	-	-	-	-	-	-	-	2	-	1	
		F	-	-	-	-	-	-	-	-	-	-	-	-	-	-	-	-	-	-	-	
598	STRICTURE OF URETHRA	M	-	-	-	-	-	-	-	-	-	-	-	-	-	-	-	2	1	1	-	
		F	-	-	-	-	-	-	-	-	-	-	-	-	-	-	-	-	-	-	-	
599	OTHER DISEASES OF URINARY TRACT	M	-	-	-	-	-	-	-	1	-	-	-	-	-	1	1	-	1	2	3	
		F	-	-	-	-	-	-	-	-	-	-	-	-	-	-	-	-	-	-	2	
599.0	URINARY TRACT INFECTION NEC	M	-	-	-	-	-	-	-	1	-	-	-	-	-	1	1	-	1	1	2	
		F	-	-	-	-	-	-	-	-	-	-	-	-	-	-	-	-	-	-	2	
599.9	OTHER AND NOS	M	-	-	-	-	-	-	-	-	-	-	-	-	-	-	-	-	-	1	1	
		F	-	-	-	-	-	-	-	-	-	-	-	-	-	-	-	-	-	-	-	
TOTAL	OTHER DISEASES OF URINARY SYSTEM (590-599)	M	2	-	-	-	-	-	-	1	1	-	2	1	-	3	2	6	13	11	24	6
		F	-	-	-	-	1	1	-	-	1	1	3	2	-	5	2	5	6	9	14	5
	DISEASES OF MALE GENITAL ORGANS (600-607)																					
600	HYPERPLASIA OF PROSTATE	M	-	-	-	-	-	-	-	-	-	-	-	-	-	-	1	4	8	6	8	2
601	PROSTATITIS	M	-	-	-	-	-	-	-	-	-	-	-	-	-	-	-	-	-	-	1	
607	OTHER MALE GENITAL ORGANS	M	-	-	-	-	-	-	-	-	-	-	-	-	-	-	-	1	-	-	-	
607.5	OTHER INFLAMMATORY DISEASES	M	-	-	-	-	-	-	-	-	-	-	-	-	-	-	-	1	-	-	-	
TOTAL	DISEASES OF MALE GENITAL ORGANS (600-607)	M	-	-	-	-	-	-	-	-	-	-	-	-	-	-	1	5	8	6	9	2
	DISEASES OF BREAST, OVARY, FALLOPIAN TUBE, AND PARAMETRIUM (610-616)																					
616	DISEASES OF PARAMETRIUM AND PELVIC PERITONEUM (FEMALE)	F	-	-	-	-	-	-	-	-	-	-	-	-	-	-	-	-	-	-	1	
616.0	PELVIC INFLAMMATORY DISEASE	F	-	-	-	-	-	-	-	-	-	-	-	-	-	-	-	-	-	-	1	
TOTAL	DISEASES OF BREAST, OVARY, FALLOPIAN TUBE, AND PARAMETRIUM (610-616)	F	-	-	-	-	-	-	-	-	-	-	-	-	-	-	-	-	-	-	1	
	DISEASES OF UTERUS AND OTHER FEMALE GENITAL ORGANS (620-629)																					
625	OTHER DISEASES OF UTERUS	F	-	-	-	-	-	-	-	-	1	-	1	-	-	-	-	-	-	-	-	2
625.2	HYPERPLASIA OF ENDOMETRIUM	F	-	-	-	-	-	-	-	-	1	-	-	-	-	-	-	-	-	-	-	1
625.9	OTHER	F	-	-	-	-	-	-	-	-	-	-	1	-	-	-	-	-	-	-	-	1
TOTAL	DISEASES OF UTERUS AND OTHER FEMALE GENITAL ORGANS (620-629)	F	-	-	-	-	-	-	-	-	1	-	1	-	-	-	-	-	-	-	-	2
TOTAL	DISEASES OF THE GENITOURINARY SYSTEM (580-629)	M	4	-	-	-	-	-	-	2	3	-	4	2	3	7	11	13	25	19	36	129
		F	-	1	-	-	1	1	-	1	2	1	4	3	2	7	7	7	13	13	19	82
	XI. COMPLICATIONS OF PREGNANCY, CHILDBIRTH, AND PUERPERIUM (630-678)																					
	DELIVERY (650-662)																					
651	PLACENTA PREVIA OR HEMORRHAGE	F	-	-	-	-	-	-	-	1	-	-	-	-	-	-	-	-	-	-	-	1
651.0	PLACENTA PREVIA	F	-	-	-	-	-	-	-	1	-	-	-	-	-	-	-	-	-	-	-	1
661	DELIVERY WITH OTHER COMPLICATIONS	F	-	-	-	-	-	-	1	1	-	-	-	-	-	-	-	-	-	-	-	2

NOTE—Cause of death adjustments resulting from medical coder's queries are not reflected in this table. *See* Introduction.

DEATHS BY CAUSE, SEX, AND AGE, ACCORDING TO THE DETAILED LIST, BRITISH COLUMBIA, 1976

Age-Group (Years)

INT. LIST.	C A U S E		00 -01	01 -04	05 -09	10 -14	15 -19	20 -24	25 -29	30 -34	35 -39	40 -44	45 -49	50 -54	55 -59	60 -64	65 -69	70 -74	75 -79	80 -84	85+	TOTAL
361.8	OTHER SPECIFIED COMPLICATIONS	F	-	-	-	-	-	-	1	-	-	-	-	-	-	-	-	-	-	-	-	1
361.9	UNSPECIFIED COMPLICATION	F	-	-	-	-	-	-	-	1	-	-	-	-	-	-	-	-	-	-	-	1
OTAL	DELIVERY (650-662)	F	-	-	-	-	-	-	1	2	-	-	-	-	-	-	-	-	-	-	-	3
OTAL	COMPLICATIONS OF PREGNANCY, CHILDBIRTH (630-678)	F	-	-	-	-	-	-	1	2	-	-	-	-	-	-	-	-	-	-	-	3
	XII. DISEASES OF SKIN AND SUBCUTANEOUS TISSUE (680-709)																					
	INFECTIONS OF SKIN AND SUBCUTANEOUS TISSUE (680-709)																					
682	OTHER CELLULITIS AND ABSCESS	M	1	-	-	-	-	-	-	-	1	-	-	-	1	-	1	1	-	-	1	6
		F	-	-	-	-	-	-	-	-	-	-	-	-	-	-	-	-	-	-	-	-
682.1	TRUNK	M	-	-	-	-	-	-	-	-	1	-	-	-	-	-	-	1	-	-	-	2
		F	-	-	-	-	-	-	-	-	-	-	-	-	-	-	-	-	-	-	-	-
682.4	LEG	M	-	-	-	-	-	-	-	-	-	-	-	-	-	-	1	-	-	-	-	1
		F	-	-	-	-	-	-	-	-	-	-	-	-	-	-	-	-	-	-	-	-
682.5	OF FOOT, EXCEPT TOES	M	-	-	-	-	-	-	-	-	-	-	-	-	-	-	-	-	-	-	1	1
		F	-	-	-	-	-	-	-	-	-	-	-	-	-	-	-	-	-	-	-	-
682.9	OTHER, MULTIPLE, AND UNSPECIFIED SITES	M	1	-	-	-	-	-	-	-	-	-	-	-	1	-	-	-	-	-	-	2
		F	-	-	-	-	-	-	-	-	-	-	-	-	-	-	-	-	-	-	-	-
OTAL	INFECTIONS OF SKIN AND SUBCUTANEOUS TISSUE (680-686)	M	1	-	-	-	-	-	-	-	1	-	-	-	1	-	1	1	-	-	1	6
		F	-	-	-	-	-	-	-	-	-	-	-	-	-	-	-	-	-	-	-	-
	OTHER INFLAMMATORY CONDITIONS OF SKIN AND SUBCUTANEOUS TISSUE (690-698)																					
694	PEMPHIGUS	M	-	-	-	-	-	-	-	-	-	-	-	-	-	-	-	-	-	-	-	-
		F	-	-	-	-	-	-	-	-	-	-	-	-	-	-	-	-	-	-	1	1
695	ERYTHEMATOUS CONDITIONS	M	-	-	-	-	-	-	-	-	-	-	-	-	-	-	-	-	-	1	-	1
		F	-	-	-	-	-	-	-	-	-	-	-	-	-	-	-	-	-	1	-	1
695.4	LUPUS ERYTHEMATOSUS	M	-	-	-	-	-	-	-	-	-	-	-	-	-	-	-	-	-	1	-	1
		F	-	-	-	-	-	-	-	-	-	-	-	-	-	-	-	-	-	1	-	1
OTAL	OTHER INFECTIONS OF SKIN AND SUBCUTANEOUS TISSUE (690-698)	M	-	-	-	-	-	-	-	-	-	-	-	-	-	-	-	-	-	1	-	1
		F	-	-	-	-	-	-	-	-	-	-	-	-	-	-	-	-	-	1	1	2
	OTHER DISEASES OF SKIN AND SUBCUTANEOUS TISSUE (700-709)																					
707	CHRONIC ULCER OF SKIN	M	-	-	-	-	-	-	-	-	-	-	-	-	1	-	-	-	-	-	-	1
		F	-	-	-	-	-	-	-	-	-	-	-	-	-	-	-	-	-	-	2	2
707.0	DECUBITUS ULCER	M	-	-	-	-	-	-	-	-	-	-	-	-	-	-	-	-	-	-	-	-
		F	-	-	-	-	-	-	-	-	-	-	-	-	-	-	-	-	-	-	1	1
707.1	LOWER EXTREMITY	M	-	-	-	-	-	-	-	-	-	-	-	-	1	-	-	-	-	-	-	1
		F	-	-	-	-	-	-	-	-	-	-	-	-	-	-	-	-	-	-	-	-
707.9	OTHER	M	-	-	-	-	-	-	-	-	-	-	-	-	-	-	-	-	-	-	-	-
		F	-	-	-	-	-	-	-	-	-	-	-	-	-	-	-	-	-	-	1	1
708	URTICARIA	M	-	-	-	-	-	-	-	-	-	-	-	-	-	-	-	-	-	-	-	-
		F	-	-	-	-	-	-	-	-	-	-	-	-	-	-	-	-	-	-	1	1
708.0	ANGIONEUROTIC EDEMA	M	-	-	-	-	-	-	-	-	-	-	-	-	-	-	-	-	-	-	-	-
		F	-	-	-	-	-	-	-	-	-	-	-	-	-	-	-	-	-	-	1	1
OTAL	OTHER DISEASES OF SKIN AND SUBCUTANEOUS TISSUE (700-709)	M	-	-	-	-	-	-	-	-	-	-	-	-	1	-	-	-	-	-	-	1
		F	-	-	-	-	-	-	-	-	-	-	-	-	-	-	-	-	-	-	3	3
OTAL	DISEASES OF THE SKIN AND SUBCUTANEOUS TISSUE (680-709)	M	1	-	-	-	-	-	-	-	1	-	-	-	2	-	1	1	-	1	1	8
		F	-	-	-	-	-	-	-	-	-	-	-	-	-	-	-	-	-	1	4	5
	XIII. DISEASES OF MUSCULOSKELETAL SYSTEM AND CONNECTIVE TISSUE (710-738)																					
	ARTHRITIS AND RHEUMATISM (710-718)																					
712	RHEUMATOID ARTHRITIS AND ALLIED	M	-	-	-	-	1	-	-	-	-	-	1	-	1	2	-	1	1	1	2	10

NOTE—Cause of death adjustments resulting from medical coder's queries are not reflected in this table. *See* Introduction.

DEATHS BY CAUSE, SEX, AND AGE, ACCORDING TO THE DETAILED LIST, BRITISH COLUMBIA, 1976

Age-Group (Years)

INT. LIST.	CAUSE		00 -01	01 -04	05 -09	10 -14	15 -19	20 -24	25 -29	30 -34	35 -39	40 -44	45 -49	50 -54	55 -59	60 -64	65 -69	70 -74	75 -79	80 -84	85+	TOTAL
	CONDITIONS	F	-	-	-	-	-	-	-	-	-	-	1	-	1	1	4	1	4	3	5	20
712.1	RHEUMATOID ARTHRITIS WITH SPLENO-ADENO MEGALY AND LEUKOPENIA	M	-	-	-	-	-	-	-	-	-	-	-	-	-	-	-	-	-	-	-	-
		F	-	-	-	-	-	-	-	-	-	-	-	-	-	-	-	-	1	-	-	1
712.3	OTHER RHEUMATOID ARTHRITIS	M	-	-	-	-	1	-	-	-	-	-	1	-	-	2	-	1	1	1	2	9
		F	-	-	-	-	-	-	-	-	-	-	1	-	1	1	4	1	3	3	5	19
712.4	SPONDYLITIS ANKYLOPOIETICA	M	-	-	-	-	-	-	-	-	-	-	-	-	1	-	-	-	-	-	-	1
		F	-	-	-	-	-	-	-	-	-	-	-	-	-	-	-	-	-	-	-	-
713	OSTEOARTHRITIS AND ALLIED CONDITIONS	M	-	-	-	-	-	-	-	-	-	-	-	-	-	1	-	-	-	1	4	6
		F	-	-	-	-	-	-	-	-	-	-	-	-	-	-	-	1	-	1	4	6
713.0	OSTEOARTHRITIS	M	-	-	-	-	-	-	-	-	-	-	-	-	-	1	-	-	-	1	2	4
		F	-	-	-	-	-	-	-	-	-	-	-	-	-	-	-	1	-	-	4	5
713.1	SPONDYLITIS OSTEOARTHRITICA	M	-	-	-	-	-	-	-	-	-	-	-	-	-	-	-	-	-	-	2	2
		F	-	-	-	-	-	-	-	-	-	-	-	-	-	-	-	-	-	1	-	1
715	ARTHRITIS UNSPECIFIED	M	-	-	-	-	-	-	-	-	-	-	-	-	1	-	-	-	1	-	1	3
		F	-	-	-	-	-	-	-	-	-	-	-	-	-	-	-	-	1	-	2	3
716	POLYMYOSITIS AND DERMATOMYOSITIS	M	-	-	-	-	-	-	-	-	-	-	-	-	-	1	-	-	1	-	-	2
		F	-	-	-	-	-	-	-	-	-	-	-	-	1	-	-	-	-	-	-	1
716.0	DERMATOMYOSITIS	M	-	-	-	-	-	-	-	-	-	-	-	-	-	1	-	-	-	-	-	1
		F	-	-	-	-	-	-	-	-	-	-	-	-	-	-	-	-	-	-	-	-
716.1	POLYMYOSITIS	M	-	-	-	-	-	-	-	-	-	-	-	-	-	-	-	-	1	-	-	1
		F	-	-	-	-	-	-	-	-	-	-	-	-	1	-	-	-	-	-	-	1
TOTAL	ARTHRITIS, RHEUMATISM, EXCEPT RHEUMATIC FEVER (710-718)	M	-	-	-	-	1	-	-	-	-	-	1	-	2	4	-	1	3	2	7	21
		F	-	-	-	-	-	-	-	-	-	-	1	-	2	1	4	2	5	4	11	30
	OSTEOMYELITIS AND OTHER DISEASES OF BONE AND JOINT (720-729)																					
720	OSTEOMYELITIS AND PERIOSTITIS	M	-	-	-	-	-	-	-	-	-	-	-	-	-	1	-	-	3	-	1	5
		F	-	-	-	-	-	-	-	-	-	-	-	-	-	-	-	-	-	-	-	-
720.1	CHRONIC OSTEOMYELITIS	M	-	-	-	-	-	-	-	-	-	-	-	-	-	-	-	-	3	-	1	4
		F	-	-	-	-	-	-	-	-	-	-	-	-	-	-	-	-	-	-	-	-
720.2	UNSPECIFIED OSTEOMYELITIS	M	-	-	-	-	-	-	-	-	-	-	-	-	-	1	-	-	-	-	-	1
		F	-	-	-	-	-	-	-	-	-	-	-	-	-	-	-	-	-	-	-	-
721	OSTEITIS DEFORMANS	M	-	-	-	-	-	-	-	-	-	-	-	-	-	-	-	-	-	-	-	-
		F	-	-	-	-	-	-	-	-	-	-	-	-	-	1	-	-	-	-	-	1
723	OTHER DISEASES OF BONE	M	-	-	-	-	-	-	-	-	-	-	-	-	-	-	-	-	-	-	-	-
		F	-	-	-	-	-	-	-	-	-	-	-	-	-	-	-	-	1	-	1	2
723.0	OSTEOPOROSIS	M	-	-	-	-	-	-	-	-	-	-	-	-	-	-	-	-	-	-	-	-
		F	-	-	-	-	-	-	-	-	-	-	-	-	-	-	-	-	1	-	1	2
729	OTHER DISEASES OF JOINT	M	-	-	-	-	-	-	-	-	-	-	-	-	-	-	-	-	-	-	-	-
		F	-	-	-	-	-	-	-	-	-	1	-	-	-	-	-	-	-	-	1	2
729.5	DISEASE HIP NEC	M	-	-	-	-	-	-	-	-	-	-	-	-	-	-	-	-	-	-	-	-
		F	-	-	-	-	-	-	-	-	-	1	-	-	-	-	-	-	-	-	1	2
TOTAL	OSTEOMYELITIS, OTHER DISEASES OF BONE AND JOINT (720-729)	M	-	-	-	-	-	-	-	-	-	-	-	-	-	1	-	-	3	-	1	5
		F	-	-	-	-	-	-	-	-	-	1	-	-	-	1	-	-	1	-	2	5
	OTHER DISEASES OF MUSCULOSKELETAL SYSTEM (730-738)																					
733	OTHER DISEASES, MUSCLE, TENDON FASCIA	M	-	-	-	-	-	-	-	-	-	-	-	-	-	-	-	-	-	1	-	1
		F	-	-	-	-	-	-	-	-	-	-	-	-	-	-	-	-	-	-	-	-
733.0	MYASTHENIA GRAVIS	M	-	-	-	-	-	-	-	-	-	-	-	-	-	-	-	-	-	1	-	1
		F	-	-	-	-	-	-	-	-	-	-	-	-	-	-	-	-	-	-	-	-
734	DIFFUSE DISEASES OF CONNECTIVE TISSUE	M	-	-	-	-	-	-	-	-	-	-	-	-	-	2	-	-	1	-	-	3
		F	-	-	-	-	-	2	-	2	-	-	1	-	5	-	1	2	-	-	-	13
734.0	PROGRESSIVE SYSTEMIC SCLEROSIS	M	-	-	-	-	-	-	-	-	-	-	-	-	-	1	-	-	-	-	-	1

NOTE—Cause of death adjustments resulting from medical coder's queries are not reflected in this table. *See* Introduction.

DEATHS BY CAUSE, SEX, AND AGE, ACCORDING TO THE DETAILED LIST, BRITISH COLUMBIA, 1976

Age-Group (Years)

IT. ST.	CAUSE		00 -01	01 -04	05 -09	10 -14	15 -19	20 -24	25 -29	30 -34	35 -39	40 -44	45 -49	50 -54	55 -59	60 -64	65 -69	70 -74	75 -79	80 -84	85+	TOTAL
		F	-	-	-	-	-	-	-	-	-	-	-	-	3	-	-	-	-	-	-	3
4.1	SYSTEMIC LUPUS ERYTHEMATOSIS	M	-	-	-	-	-	-	-	-	-	-	-	-	-	1	-	-	1	-	-	2
		F	-	-	-	-	-	2	-	2	-	-	1	-	2	-	1	1	-	-	-	9
4.9	OTHER AND UNSPECIFIED	M	-	-	-	-	-	-	-	-	-	-	-	-	-	-	-	-	-	-	-	-
		F	-	-	-	-	-	-	-	-	-	-	-	-	-	-	-	1	-	-	-	1
5	CURVATURE OF SPINE	M	-	-	-	-	-	-	-	-	-	-	-	-	-	-	-	-	-	-	-	-
		F	-	-	-	-	-	-	-	-	-	-	-	-	-	1	-	-	-	-	1	2
5.2	KYPHOSCOLIOSIS	M	-	-	-	-	-	-	-	-	-	-	-	-	-	-	-	-	-	-	-	-
		F	-	-	-	-	-	-	-	-	-	-	-	-	-	1	-	-	-	-	1	2
8	OTHER DEFORMITIES	M	-	-	-	-	-	-	-	-	-	-	-	-	-	1	-	-	-	-	-	1
		F	-	-	-	-	-	-	-	-	-	-	-	-	-	-	-	-	-	-	-	-
8.4	OF HIP	M	-	-	-	-	-	-	-	-	-	-	-	-	-	1	-	-	-	-	-	1
		F	-	-	-	-	-	-	-	-	-	-	-	-	-	-	-	-	-	-	-	-
AL	OTHER DISEASES OF MUSCULOSKELETAL SYSTEM (730-738)	M	-	-	-	-	-	-	-	-	-	-	-	-	-	3	-	-	1	1	-	5
		F	-	-	-	-	-	2	-	2	-	-	1	-	5	1	1	2	-	-	1	15
AL	DISEASES: MUSCULOSKELETAL SYSTEM AND CONNECTIVE TISSUE (710-738)	M	-	-	-	-	1	-	-	-	-	-	1	-	2	8	-	1	7	3	8	31
		F	-	-	-	-	-	2	-	2	-	1	2	-	7	3	5	4	6	4	14	50
	XIV. CONGENITAL ANOMALIES (740-759)																					
	NERVOUS SYSTEM (740-743)																					
0	ANENCEPHALUS	M	7	-	-	-	-	-	-	-	-	-	-	-	-	-	-	-	-	-	-	7
		F	-	-	-	-	-	-	-	-	-	-	-	-	-	-	-	-	-	-	-	-
1	SPINA BIFIDA	M	2	-	-	-	-	-	-	-	-	-	-	-	-	-	-	-	-	-	-	2
		F	4	-	-	-	-	-	-	-	-	-	-	-	-	-	-	-	-	-	-	4
1.0	WITH HYDROCEPHALUS	M	2	-	-	-	-	-	-	-	-	-	-	-	-	-	-	-	-	-	-	2
		F	3	-	-	-	-	-	-	-	-	-	-	-	-	-	-	-	-	-	-	3
1.9	WITHOUT HYDROCEPHALUS	M	-	-	-	-	-	-	-	-	-	-	-	-	-	-	-	-	-	-	-	-
		F	1	-	-	-	-	-	-	-	-	-	-	-	-	-	-	-	-	-	-	1
2	CONGENITAL HYDROCEPHALUS	M	1	1	-	-	-	-	-	-	-	-	-	-	-	-	-	-	-	-	-	2
		F	2	2	1	-	-	-	-	-	-	-	-	-	-	-	-	-	-	-	-	5
3	OTHER OF NERVOUS SYSTEM	M	3	-	1	-	-	-	-	1	-	1	1	-	-	-	-	-	-	-	-	7
		F	3	1	1	-	-	-	-	-	-	-	-	-	-	-	-	-	-	-	-	5
3.0	ENCEPHALOCELE	M	1	-	-	-	-	-	-	-	-	-	-	-	-	-	-	-	-	-	-	1
		F	1	-	-	-	-	-	-	-	-	-	-	-	-	-	-	-	-	-	-	1
3.1	MICROCEPHALUS	M	1	-	1	-	-	-	-	-	-	-	-	-	-	-	-	-	-	-	-	2
		F	2	-	1	-	-	-	-	-	-	-	-	-	-	-	-	-	-	-	-	3
3.2	OTHER SPECIFIED ANOMALIES, BRAIN	M	-	-	-	-	-	-	-	-	-	-	1	-	-	-	-	-	-	-	-	1
		F	-	1	-	-	-	-	-	-	-	-	-	-	-	-	-	-	-	-	-	1
3.4	NEUROFIBROMATOSIS	M	-	-	-	-	-	-	-	1	-	-	-	-	-	-	-	-	-	-	-	1
		F	-	-	-	-	-	-	-	-	-	-	-	-	-	-	-	-	-	-	-	-
3.9	UNSPECIFIED ANOMALIES OF BRAIN, SPINAL CORD AND NERVOUS SYSTEM	M	1	-	-	-	-	-	-	-	-	1	-	-	-	-	-	-	-	-	-	2
		F	-	-	-	-	-	-	-	-	-	-	-	-	-	-	-	-	-	-	-	-
AL	NERVOUS SYSTEM (740- 743)	M	13	1	1	-	-	-	-	1	-	1	1	-	-	-	-	-	-	-	-	18
		F	9	3	2	-	-	-	-	-	-	-	-	-	-	-	-	-	-	-	-	14
	CIRCULATORY SYSTEM (746-747)																					
5	CONGENITAL ANOMALIES OF HEART	M	24	4	1	1	3	1	1	-	-	-	-	-	-	2	-	-	-	-	-	37
		F	17	4	1	1	1	-	1	-	-	-	-	-	-	-	-	-	-	-	-	25
5.0	COMMON TRUNCUS	M	2	-	-	-	-	-	-	-	-	-	-	-	-	-	-	-	-	-	-	2
		F	-	1	-	-	-	-	-	-	-	-	-	-	-	-	-	-	-	-	-	1
5.1	TRANSPOSITION OF GREAT VESSELS	M	4	1	1	-	-	-	-	-	-	-	-	-	-	-	-	-	-	-	-	6
		F	2	-	-	-	-	-	-	-	-	-	-	-	-	-	-	-	-	-	-	2
5.2	TETRALOGY OF FALLOT	M	-	-	-	-	-	-	-	-	-	-	-	-	-	-	-	-	-	-	-	-

NOTE—Cause of death adjustments resulting from medical coder's queries are not reflected in this table. *See* Introduction.

DEATHS BY CAUSE, SEX, AND AGE, ACCORDING TO THE DETAILED LIST, BRITISH COLUMBIA, 1976

Age-Group (Years)

INT. LIST.	C A U S E		00 -01	01 -04	05 -09	10 -14	15 -19	20 -24	25 -29	30 -34	35 -39	40 -44	45 -49	50 -54	55 -59	60 -64	65 -69	70 -74	75 -79	80 -84	85+	TOTAL
		F	-	1	1	-	-	-	-	-	-	-	-	-	-	-	-	-	-	-	-	2
746.3	VENTRICULAR SEPTAL DEFECT	M	5	3	-	-	-	-	-	-	-	-	-	-	-	-	-	-	-	-	-	8
		F	4	-	-	-	-	-	-	-	-	-	-	-	-	-	-	-	-	-	-	4
746.4	ATRIAL SEPTAL DEFECT	M	1	-	-	-	-	-	-	-	-	-	-	-	-	1	-	-	-	-	-	2
		F	1	-	-	-	-	-	-	-	-	-	-	-	-	-	-	-	-	-	-	1
746.5	OSTIUM ATRIOVENTRICULARE COMMUNE	M	-	-	-	-	-	-	-	-	-	-	-	-	-	-	-	-	-	-	-	-
		F	-	1	-	-	-	-	-	-	-	-	-	-	-	-	-	-	-	-	-	1
746.6	OF HEART VALVE	M	4	-	-	-	2	-	-	-	-	-	-	-	-	1	-	-	-	-	-	7
		F	4	-	-	-	-	-	-	-	-	-	-	-	-	-	-	-	-	-	-	4
746.7	FIBROELASTOSIS CORDIS	M	-	-	-	1	-	-	-	-	-	-	-	-	-	-	-	-	-	-	-	1
		F	-	-	-	-	-	-	-	-	-	-	-	-	-	-	-	-	-	-	-	-
746.8	OTHER SPECIFIED OF HEART	M	2	-	-	-	-	-	-	-	-	-	-	-	-	-	-	-	-	-	-	2
		F	3	1	-	-	-	-	-	-	-	-	-	-	-	-	-	-	-	-	-	4
746.9	UNSPECIFIED OF HEART	M	6	-	-	-	1	1	1	-	-	-	-	-	-	-	-	-	-	-	-	9
		F	3	-	-	1	1	-	1	-	-	-	-	-	-	-	-	-	-	-	-	6
747	OTHER	M	4	1	1	-	1	-	-	-	-	-	-	-	-	-	-	-	-	-	-	7
		F	5	-	-	-	1	-	-	-	-	-	-	-	1	-	2	-	-	-	-	9
747.0	PATENT DUCTUS ARTERIOSUS	M	2	-	-	-	-	-	-	-	-	-	-	-	-	-	-	-	-	-	-	2
		F	1	-	-	-	-	-	-	-	-	-	-	-	-	-	-	-	-	-	-	1
747.1	COARCTATION OF AORTA	M	1	-	-	-	-	-	-	-	-	-	-	-	-	-	-	-	-	-	-	1
		F	1	-	-	-	-	-	-	-	-	-	-	-	-	-	-	-	-	-	-	1
747.3	STENOSIS OF PULMONARY ARTERY	M	1	1	1	-	-	-	-	-	-	-	-	-	-	-	-	-	-	-	-	3
		F	1	-	-	-	1	-	-	-	-	-	-	-	-	-	-	-	-	-	-	2
747.6	OTHER OF PERIPHERAL VACULAR SYSTEM	M	-	-	-	-	-	-	-	-	-	-	-	-	-	-	-	-	-	-	-	-
		F	1	-	-	-	-	-	-	-	-	-	-	-	1	-	1	-	-	-	-	3
747.8	OTHER SPECIFIED, CIRCULATORY	M	-	-	-	-	1	-	-	-	-	-	-	-	-	-	-	-	-	-	-	1
		F	-	-	-	-	-	-	-	-	-	-	-	-	-	-	1	-	-	-	-	1
747.9	UNSPECIFIED, CIRCULATORY	M	-	-	-	-	-	-	-	-	-	-	-	-	-	-	-	-	-	-	-	-
		F	1	-	-	-	-	-	-	-	-	-	-	-	-	-	-	-	-	-	-	1
TOTAL	RCULATORY SYSTEM (746-747)	M	28	5	2	1	4	1	1	-	-	-	-	-	-	2	-	-	-	-	-	44
		F	22	4	1	1	2	-	1	-	-	-	-	-	1	-	2	-	-	-	-	34
	RESPIRATORY SYSTEM (748-749)																					
748	CONGENITAL ANOMALIES, RESPIRATORY	M	2	-	-	-	-	-	-	-	-	-	-	-	-	-	-	-	-	-	-	2
		F	1	-	-	-	-	-	-	-	-	-	-	-	-	-	-	-	-	-	-	1
748.3	OTHER OF LARYNX, TRACHEA AND BRONCHUS	M	-	-	-	-	-	-	-	-	-	-	-	-	-	-	-	-	-	-	-	-
		F	1	-	-	-	-	-	-	-	-	-	-	-	-	-	-	-	-	-	-	1
748.6	OTHER OF LUNG	M	2	-	-	-	-	-	-	-	-	-	-	-	-	-	-	-	-	-	-	2
		F	-	-	-	-	-	-	-	-	-	-	-	-	-	-	-	-	-	-	-	-
749	CLEFT PALATE AND CLEFT LIP	M	-	-	-	-	-	-	-	1	-	-	-	-	-	-	-	-	-	-	-	1
		F	-	-	-	-	-	-	-	-	-	-	-	-	-	-	-	-	-	-	-	-
749.0	CLEFT PALATE	M	-	-	-	-	-	-	-	1	-	-	-	-	-	-	-	-	-	-	-	1
		F	-	-	-	-	-	-	-	-	-	-	-	-	-	-	-	-	-	-	-	-
TOTAL	RESPIRATORY SYSTEM (748-749)	M	2	-	-	-	-	-	-	1	-	-	-	-	-	-	-	-	-	-	-	3
		F	1	-	-	-	-	-	-	-	-	-	-	-	-	-	-	-	-	-	-	1
	DIGESTIVE SYSTEM (750-751)																					
750	OTHER, UPPER ALIMENTARY TRACT	M	3	-	-	-	-	-	-	-	-	-	-	-	-	-	-	-	-	-	-	3
		F	-	-	-	-	-	-	-	-	-	-	-	-	-	-	-	-	-	-	-	-
750.1	PYLORIC STENOSIS	M	1	-	-	-	-	-	-	-	-	-	-	-	-	-	-	-	-	-	-	1
		F	-	-	-	-	-	-	-	-	-	-	-	-	-	-	-	-	-	-	-	-
750.2	TRACHEO-ESOPHAGEAL FISTULA	M	1	-	-	-	-	-	-	-	-	-	-	-	-	-	-	-	-	-	-	1
		F	-	-	-	-	-	-	-	-	-	-	-	-	-	-	-	-	-	-	-	-

NOTE—Cause of death adjustments resulting from medical coder's queries are not reflected in this table. *See* Introduction.

DEATHS BY CAUSE, SEX, AND AGE, ACCORDING TO THE DETAILED LIST, BRITISH COLUMBIA, 1976

Age-Group (Years)

INT. LIST.	CAUSE		00 -01	01 -04	05 -09	10 -14	15 -19	20 -24	25 -29	30 -34	35 -39	40 -44	45 -49	50 -54	55 -59	60 -64	65 -69	70 -74	75 -79	80 -84	85+	TOTAL
750.3	ESOPHAGEAL ATRESIA AND STENOSIS	M	1	-	-	-	-	-	-	-	-	-	-	-	-	-	-	-	-	-	-	1
		F	-	-	-	-	-	-	-	-	-	-	-	-	-	-	-	-	-	-	-	-
751	OTHER ANOMALIES, DIGESTIVE SYSTEM	M	3	-	-	-	1	-	-	-	1	-	-	-	-	-	-	-	-	-	-	5
		F	1	-	-	-	-	-	-	-	-	-	-	-	-	-	-	-	-	-	-	1
751.0	MECKEL'S DIVERTICULUM	M	1	-	-	-	-	-	-	-	-	-	-	-	-	-	-	-	-	-	-	1
		F	-	-	-	-	-	-	-	-	-	-	-	-	-	-	-	-	-	-	-	-
751.1	ANOMALIES OF INTESTINAL FIXATION	M	-	-	-	-	1	-	-	-	-	-	-	-	-	-	-	-	-	-	-	1
		F	-	-	-	-	-	-	-	-	-	-	-	-	-	-	-	-	-	-	-	-
751.2	HIRSCHSPRING S DISEASE	M	1	-	-	-	-	-	-	-	-	-	-	-	-	-	-	-	-	-	-	1
		F	-	-	-	-	-	-	-	-	-	-	-	-	-	-	-	-	-	-	-	-
751.4	OTHER OF INTESTINE	M	1	-	-	-	-	-	-	-	1	-	-	-	-	-	-	-	-	-	-	2
		F	-	-	-	-	-	-	-	-	-	-	-	-	-	-	-	-	-	-	-	-
751.5	ATRESIA OF BILIARY DUCTS	M	-	-	-	-	-	-	-	-	-	-	-	-	-	-	-	-	-	-	-	-
		F	1	-	-	-	-	-	-	-	-	-	-	-	-	-	-	-	-	-	-	1
TOTAL	DIGESTIVE SYSTEM (750-751)	M	6	-	-	-	1	-	-	-	1	-	-	-	-	-	-	-	-	-	-	8
		F	1	-	-	-	-	-	-	-	-	-	-	-	-	-	-	-	-	-	-	1
	GENITO-URINARY SYSTEM (752-753)																					
753	OF URINARY SYSTEM	M	2	-	-	-	-	-	-	-	-	-	-	-	1	-	-	-	1	-	-	4
		F	1	-	-	-	-	-	-	-	-	1	-	-	1	-	1	1	-	-	-	5
753.0	RENAL AGENESIS	M	1	-	-	-	-	-	-	-	-	-	-	-	-	-	-	-	1	-	-	2
		F	-	-	-	-	-	-	-	-	-	-	-	-	-	-	-	-	-	-	-	-
753.1	CYSTIC KIDNEY DISEASE	M	-	-	-	-	-	-	-	-	-	-	-	-	1	-	-	-	-	-	-	1
		F	-	-	-	-	-	-	-	-	-	1	-	-	1	-	1	1	-	-	-	4
753.3	OTHER SPECIFIED OF KIDNEY	M	1	-	-	-	-	-	-	-	-	-	-	-	-	-	-	-	-	-	-	1
		F	1	-	-	-	-	-	-	-	-	-	-	-	-	-	-	-	-	-	-	1
TOTAL	GENITO-URINARY SYSTEM (752-753)	M	2	-	-	-	-	-	-	-	-	-	-	-	1	-	-	-	1	-	-	4
		F	1	-	-	-	-	-	-	-	-	1	-	-	1	-	1	1	-	-	-	5
	LIMBS AND MUSCULOSKELETAL SYSTEM (754-756)																					
756	OTHER CONGENITAL ANOMALIES OF MUSCULOSKELETAL SYSTEM	M	5	-	-	-	-	-	-	-	-	-	-	-	-	-	-	-	-	-	-	5
		F	6	-	-	-	-	-	-	-	-	-	1	-	-	-	-	-	-	-	-	7
756.0	SKULL AND FACE BONES	M	-	-	-	-	-	-	-	-	-	-	-	-	-	-	-	-	-	-	-	-
		F	1	-	-	-	-	-	-	-	-	-	-	-	-	-	-	-	-	-	-	1
756.2	OTHER OF SPINE	M	-	-	-	-	-	-	-	-	-	-	-	-	-	-	-	-	-	-	-	-
		F	1	-	-	-	-	-	-	-	-	-	-	-	-	-	-	-	-	-	-	1
756.5	CHONDRODYSTROPHY	M	1	-	-	-	-	-	-	-	-	-	-	-	-	-	-	-	-	-	-	1
		F	-	-	-	-	-	-	-	-	-	-	-	-	-	-	-	-	-	-	-	-
756.7	OTHER GENERALIZED SKELETAL	M	-	-	-	-	-	-	-	-	-	-	-	-	-	-	-	-	-	-	-	-
		F	-	-	-	-	-	-	-	-	-	-	1	-	-	-	-	-	-	-	-	1
756.8	OTHER SPECIFIED OF MUSCLE, TENDON AND FASCIA	M	4	-	-	-	-	-	-	-	-	-	-	-	-	-	-	-	-	-	-	4
		F	3	-	-	-	-	-	-	-	-	-	-	-	-	-	-	-	-	-	-	3
756.9	MUSCULOSKELETAL NOS	M	-	-	-	-	-	-	-	-	-	-	-	-	-	-	-	-	-	-	-	-
		F	1	-	-	-	-	-	-	-	-	-	-	-	-	-	-	-	-	-	-	1
TOTAL	LIMBS AND MUSCULOSKELETAL SYSTEM (754-756)	M	5	-	-	-	-	-	-	-	-	-	-	-	-	-	-	-	-	-	-	5
		F	6	-	-	-	-	-	-	-	-	-	1	-	-	-	-	-	-	-	-	7
	OTHER (757-759)																					
759	CONGENITAL SYNDROMES OF MULTIPLE SYSTEMS	M	12	-	1	-	-	-	-	-	-	-	-	-	1	-	-	-	-	-	-	14
		F	8	-	-	1	-	-	-	-	-	-	-	-	-	-	-	-	-	-	-	9
759.3	DOWNS DISEASE	M	1	-	1	-	-	-	-	-	-	-	-	-	1	-	-	-	-	-	-	3
		F	-	-	-	-	-	-	-	-	-	-	-	-	-	-	-	-	-	-	-	-
759.4	OTHER DUE TO AUTOSOMAL ABNORMALITY	M	4	-	-	-	-	-	-	-	-	-	-	-	-	-	-	-	-	-	-	4
		F	2	-	-	1	-	-	-	-	-	-	-	-	-	-	-	-	-	-	-	3

NOTE—Cause of death adjustments resulting from medical coder's queries are not reflected in this table. *See* Introduction.

DEATHS BY CAUSE, SEX, AND AGE, ACCORDING TO THE DETAILED LIST, BRITISH COLUMBIA, 1976

Age-Group (Years)

INT. LIST.	C A U S E		00 -01	01 -04	05 -09	10 -14	15 -19	20 -24	25 -29	30 -34	35 -39	40 -44	45 -49	50 -54	55 -59	60 -64	65 -69	70 -74	75 -79	80 -84	85+	TOTAL
759.5	DUE TO SEX CHROMOSOME ABNORMALITY	M	-	-	-	-	-	-	-	-	-	-	-	-	-	-	-	-	-	-	-	-
		F	1	-	-	-	-	-	-	-	-	-	-	-	-	-	-	-	-	-	-	1
759.8	OTHER SPECIFIED SYNDROMES	M	1	-	-	-	-	-	-	-	-	-	-	-	-	-	-	-	-	-	-	1
		F	-	-	-	-	-	-	-	-	-	-	-	-	-	-	-	-	-	-	-	-
759.9	MULTIPLE CONGENITAL ANOMALIES NOS	M	6	-	-	-	-	-	-	-	-	-	-	-	-	-	-	-	-	-	-	6
		F	5	-	-	-	-	-	-	-	-	-	-	-	-	-	-	-	-	-	-	5
TOTAL	OTHER (757-759)	M	12	-	1	-	-	-	-	-	-	-	-	-	1	-	-	-	-	-	-	14
		F	8	-	-	1	-	-	-	-	-	-	-	-	-	-	-	-	-	-	-	9
TOTAL	CONGENITAL ANOMALIES (740-759)	M	69	6	4	1	5	1	1	2	1	1	1	-	2	2	-	-	1	-	-	96
		F	48	7	3	2	2	-	1	-	-	1	1	-	2	-	3	1	-	-	-	71
	XV. CERTAIN CAUSES OF PERINATAL MORTALITY (760-778)																					
	CONDITIONS IN MOTHER (760-763)																					
760	CHRONIC CIRCULATORY AND GENITOURINARY DISEASES IN MOTHER	M	-	-	-	-	-	-	-	-	-	-	-	-	-	-	-	-	-	-	-	-
		F	1	-	-	-	-	-	-	-	-	-	-	-	-	-	-	-	-	-	-	1
760.3	OTHER CHRONIC CIRCULATORY	M	-	-	-	-	-	-	-	-	-	-	-	-	-	-	-	-	-	-	-	-
		F	1	-	-	-	-	-	-	-	-	-	-	-	-	-	-	-	-	-	-	1
761	OTHER MATERNAL, UNRELATED TO PREGNANCY	M	1	-	-	-	-	-	-	-	-	-	-	-	-	-	-	-	-	-	-	1
		F	2	-	-	-	-	-	-	-	-	-	-	-	-	-	-	-	-	-	-	2
761.1	DIABETES MELLITUS	M	-	-	-	-	-	-	-	-	-	-	-	-	-	-	-	-	-	-	-	-
		F	1	-	-	-	-	-	-	-	-	-	-	-	-	-	-	-	-	-	-	1
761.9	OTHER MATERNAL CAUSES	M	1	-	-	-	-	-	-	-	-	-	-	-	-	-	-	-	-	-	-	1
		F	1	-	-	-	-	-	-	-	-	-	-	-	-	-	-	-	-	-	-	1
762	TOXEMIA OF PREGNANCY	M	2	-	-	-	-	-	-	-	-	-	-	-	-	-	-	-	-	-	-	2
		F	-	-	-	-	-	-	-	-	-	-	-	-	-	-	-	-	-	-	-	-
762.1	PRE-ECLAMPSIA OF PREGNANCY	M	1	-	-	-	-	-	-	-	-	-	-	-	-	-	-	-	-	-	-	1
		F	-	-	-	-	-	-	-	-	-	-	-	-	-	-	-	-	-	-	-	-
762.3	TOXEMIA UNSPECIFIED	M	1	-	-	-	-	-	-	-	-	-	-	-	-	-	-	-	-	-	-	1
		F	-	-	-	-	-	-	-	-	-	-	-	-	-	-	-	-	-	-	-	-
763	MATERNAL ANTE AND INTRAPARTUM INFECTION	M	2	-	-	-	-	-	-	-	-	-	-	-	-	-	-	-	-	-	-	2
		F	-	-	-	-	-	-	-	-	-	-	-	-	-	-	-	-	-	-	-	-
763.9	OTHER	M	2	-	-	-	-	-	-	-	-	-	-	-	-	-	-	-	-	-	-	2
		F	-	-	-	-	-	-	-	-	-	-	-	-	-	-	-	-	-	-	-	-
TOTAL	CONDITIONS IN MOTHER (760-763)	M	5	-	-	-	-	-	-	-	-	-	-	-	-	-	-	-	-	-	-	5
		F	3	-	-	-	-	-	-	-	-	-	-	-	-	-	-	-	-	-	-	3
	DIFFICULT LABOR (764-768)																					
764	DIFFICULT LABOR WITH ABNORMALITY OF BONES, ORGANS, OR TISSUES OF PELVIS	M	-	-	-	-	-	-	-	-	-	-	-	-	-	-	-	-	-	-	-	-
		F	1	-	-	-	-	-	-	-	-	-	-	-	-	-	-	-	-	-	-	1
764.9	WITHOUT BIRTH INJURY OR ASPHYXIA	M	-	-	-	-	-	-	-	-	-	-	-	-	-	-	-	-	-	-	-	-
		F	1	-	-	-	-	-	-	-	-	-	-	-	-	-	-	-	-	-	-	1
766	DIFFICULT LABOR, MALPOSITION OF FETUS	M	2	-	-	-	-	-	-	-	-	-	-	-	-	-	-	-	-	-	-	2
		F	1	-	-	-	-	-	-	-	-	-	-	-	-	-	-	-	-	-	-	1
766.0	WITH BIRTH INJURY TO BRAIN	M	-	-	-	-	-	-	-	-	-	-	-	-	-	-	-	-	-	-	-	-
		F	1	-	-	-	-	-	-	-	-	-	-	-	-	-	-	-	-	-	-	1
766.4	WITH ASPHYXIA	M	2	-	-	-	-	-	-	-	-	-	-	-	-	-	-	-	-	-	-	2
		F	-	-	-	-	-	-	-	-	-	-	-	-	-	-	-	-	-	-	-	-
767	DIFFICULT LABOR, ABNORMAL LABOR FORCES	M	1	-	-	-	-	-	-	-	-	-	-	-	-	-	-	-	-	-	-	1
		F	1	-	-	-	-	-	-	-	-	-	-	-	-	-	-	-	-	-	-	1
767.4	WITH ASPHYXIA	M	1	-	-	-	-	-	-	-	-	-	-	-	-	-	-	-	-	-	-	1
		F	1	-	-	-	-	-	-	-	-	-	-	-	-	-	-	-	-	-	-	1
768	DIFFICULT LABOR WITH OTHER AND	M	3	-	-	-	-	-	-	-	-	-	-	-	-	-	-	-	-	-	-	3

NOTE—Cause of death adjustments resulting from medical coder's queries are not reflected in this table. *See* Introduction.

DEATHS BY CAUSE, SEX, AND AGE, ACCORDING TO THE DETAILED LIST, BRITISH COLUMBIA, 1976

Age-Group (Years)

INT. LIST.	C A U S E		00 -01	01 -04	05 -09	10 -14	15 -19	20 -24	25 -29	30 -34	35 -39	40 -44	45 -49	50 -54	55 -59	60 -64	65 -69	70 -74	75 -79	80 -84	85+	TOTAL
	UNSPECIFIED COMPLICATIONS	F	2	-	-	-	-	-	-	-	-	-	-	-	-	-	-	-	-	-	-	2
768.4	WITH ASPHYXIA	M	3	-	-	-	-	-	-	-	-	-	-	-	-	-	-	-	-	-	-	3
		F	2	-	-	-	-	-	-	-	-	-	-	-	-	-	-	-	-	-	-	2
TOTAL	DIFFICULT LABOR (764-768)	M	6	-	-	-	-	-	-	-	-	-	-	-	-	-	-	-	-	-	-	6
		F	5	-	-	-	-	-	-	-	-	-	-	-	-	-	-	-	-	-	-	5
	OTHER (769-779)																					
769	OTHER COMPLICATIONS OF PREGNANCY AND CHILDBIRTH	M	24	-	-	-	-	-	-	-	-	-	-	-	-	-	-	-	-	-	-	24
		F	15	-	-	-	-	-	-	-	-	-	-	-	-	-	-	-	-	-	-	15
769.0	INCOMPETENT CERVIX	M	7	-	-	-	-	-	-	-	-	-	-	-	-	-	-	-	-	-	-	7
		F	1	-	-	-	-	-	-	-	-	-	-	-	-	-	-	-	-	-	-	1
769.1	PREMATURE RUPTURE OF MEMBRANES	M	5	-	-	-	-	-	-	-	-	-	-	-	-	-	-	-	-	-	-	5
		F	4	-	-	-	-	-	-	-	-	-	-	-	-	-	-	-	-	-	-	4
769.2	HYDRAMNIOS	M	1	-	-	-	-	-	-	-	-	-	-	-	-	-	-	-	-	-	-	1
		F	-	-	-	-	-	-	-	-	-	-	-	-	-	-	-	-	-	-	-	-
769.4	MULTIPLE PREGNANCY	M	9	-	-	-	-	-	-	-	-	-	-	-	-	-	-	-	-	-	-	9
		F	8	-	-	-	-	-	-	-	-	-	-	-	-	-	-	-	-	-	-	8
769.9	OTHER	M	2	-	-	-	-	-	-	-	-	-	-	-	-	-	-	-	-	-	-	2
		F	2	-	-	-	-	-	-	-	-	-	-	-	-	-	-	-	-	-	-	2
770	CONDITIONS OF PLACENTA	M	13	-	-	-	-	-	-	-	-	-	-	-	-	-	-	-	-	-	-	13
		F	8	-	-	-	-	-	-	-	-	-	-	-	-	-	-	-	-	-	-	8
770.0	PLACENTA PREVIA	M	3	-	-	-	-	-	-	-	-	-	-	-	-	-	-	-	-	-	-	3
		F	3	-	-	-	-	-	-	-	-	-	-	-	-	-	-	-	-	-	-	3
770.1	PREMATURE SEPARATION OF PLACENTA	M	9	-	-	-	-	-	-	-	-	-	-	-	-	-	-	-	-	-	-	9
		F	4	-	-	-	-	-	-	-	-	-	-	-	-	-	-	-	-	-	-	4
770.8	OTHER	M	1	-	-	-	-	-	-	-	-	-	-	-	-	-	-	-	-	-	-	1
		F	-	-	-	-	-	-	-	-	-	-	-	-	-	-	-	-	-	-	-	-
770.9	UNSPECIFIED	M	-	-	-	-	-	-	-	-	-	-	-	-	-	-	-	-	-	-	-	-
		F	1	-	-	-	-	-	-	-	-	-	-	-	-	-	-	-	-	-	-	1
771	CONDITIONS OF UMBILICAL CORD	M	1	-	-	-	-	-	-	-	-	-	-	-	-	-	-	-	-	-	-	1
		F	-	-	-	-	-	-	-	-	-	-	-	-	-	-	-	-	-	-	-	-
771.1	PROLAPSE WITHOUT COMPRESSION	M	1	-	-	-	-	-	-	-	-	-	-	-	-	-	-	-	-	-	-	1
		F	-	-	-	-	-	-	-	-	-	-	-	-	-	-	-	-	-	-	-	-
772	BIRTH INJURY WITHOUT MENTION OF CAUSE	M	6	-	-	-	-	-	-	-	-	-	-	-	-	-	-	-	-	-	-	6
		F	3	-	-	-	-	-	-	-	-	-	-	-	-	-	-	-	-	-	-	3
772.0	TO BRAIN	M	6	-	-	-	-	-	-	-	-	-	-	-	-	-	-	-	-	-	-	6
		F	2	-	-	-	-	-	-	-	-	-	-	-	-	-	-	-	-	-	-	2
772.9	OTHER AND UNSPECIFIED	M	-	-	-	-	-	-	-	-	-	-	-	-	-	-	-	-	-	-	-	-
		F	1	-	-	-	-	-	-	-	-	-	-	-	-	-	-	-	-	-	-	1
775	HEMOLYTIC DISEASE, NEWBORN, WITHOUT MENTION OF CAUSE	M	1	-	-	-	-	-	-	-	-	-	-	-	-	-	-	-	-	-	-	1
		F	2	-	-	-	-	-	-	-	-	-	-	-	-	-	-	-	-	-	-	2
775.9	WITHOUT MENTION OF CAUSE	M	1	-	-	-	-	-	-	-	-	-	-	-	-	-	-	-	-	-	-	1
		F	2	-	-	-	-	-	-	-	-	-	-	-	-	-	-	-	-	-	-	2
776	ANOXIC AND HYPOXIC CONDITIONS NEC	M	63	-	-	-	-	-	-	-	-	-	-	-	-	-	-	-	-	-	-	63
		F	33	-	-	-	-	-	-	-	-	-	-	-	-	-	-	-	-	-	-	33
776.0	ASPIRATION OF CONTENT OF BIRTH CANAL	M	5	-	-	-	-	-	-	-	-	-	-	-	-	-	-	-	-	-	-	5
		F	-	-	-	-	-	-	-	-	-	-	-	-	-	-	-	-	-	-	-	-
776.1	HYALINE MEMBRANE DISEASE	M	17	-	-	-	-	-	-	-	-	-	-	-	-	-	-	-	-	-	-	17
		F	10	-	-	-	-	-	-	-	-	-	-	-	-	-	-	-	-	-	-	10
776.2	RESPIRATORY DISTRESS SYNDROME	M	19	-	-	-	-	-	-	-	-	-	-	-	-	-	-	-	-	-	-	19
		F	10	-	-	-	-	-	-	-	-	-	-	-	-	-	-	-	-	-	-	10
776.9	ASPHYXIA OF NEWBORN NOS	M	22	-	-	-	-	-	-	-	-	-	-	-	-	-	-	-	-	-	-	22

NOTE—Cause of death adjustments resulting from medical coder's queries are not reflected in this table. *See* Introduction.

DEATHS BY CAUSE, SEX, AND AGE, ACCORDING TO THE DETAILED LIST, BRITISH COLUMBIA, 1976

Age-Group (Years)

INT. LIST.	C A U S E		00 -01	01 -04	05 -09	10 -14	15 -19	20 -24	25 -29	30 -34	35 -39	40 -44	45 -49	50 -54	55 -59	60 -64	65 -69	70 -74	75 -79	80 -84	85+	TOTAL
		F	13	-	-	-	-	-	-	-	-	-	-	-	-	-	-	-	-	-	-	13
777	IMMATURITY, UNQUALIFIED	M	16	-	-	-	-	-	-	-	-	-	-	-	-	-	-	-	-	-	-	16
		F	18	-	-	-	-	-	-	-	-	-	-	-	-	-	-	-	-	-	-	18
778	OTHER CONDITIONS OF FETUS OR NEWBORN	M	3	-	-	-	-	-	-	-	-	-	-	-	-	-	-	-	-	-	-	3
		F	4	-	-	-	-	-	-	-	-	-	-	-	-	-	-	-	-	-	-	4
778.1	POSTMATURITY	M	-	-	-	-	-	-	-	-	-	-	-	-	-	-	-	-	-	-	-	-
		F	1	-	-	-	-	-	-	-	-	-	-	-	-	-	-	-	-	-	-	1
778.2	HEMORRHAGIC DISEASE OF NEWBORN	M	1	-	-	-	-	-	-	-	-	-	-	-	-	-	-	-	-	-	-	1
		F	3	-	-	-	-	-	-	-	-	-	-	-	-	-	-	-	-	-	-	3
778.9	OTHER	M	2	-	-	-	-	-	-	-	-	-	-	-	-	-	-	-	-	-	-	2
		F	-	-	-	-	-	-	-	-	-	-	-	-	-	-	-	-	-	-	-	-
TOTAL	OTHER (769-779)	M	127	-	-	-	-	-	-	-	-	-	-	-	-	-	-	-	-	-	-	127
		F	83	-	-	-	-	-	-	-	-	-	-	-	-	-	-	-	-	-	-	83
TOTAL	CERTAIN CAUSES OF PERINATAL MORTALITY (760-779)	M	138	-	-	-	-	-	-	-	-	-	-	-	-	-	-	-	-	-	-	138
		F	91	-	-	-	-	-	-	-	-	-	-	-	-	-	-	-	-	-	-	91
	XVI. SYMPTOMS AND ILL-DEFINED CONDITIONS (780-796)																					
	SYMPTOMS REFERABLE TO SYSTEMS OR ORG ANS (780-796)																					
782	SYMPTOMS REFERABLE TO CARDIOVASCULAR AND LYMPHATIC SYSTEM	M	-	-	-	-	-	-	-	-	-	-	-	-	1	-	1	1	-	1	2	6
		F	-	-	-	-	-	-	-	-	-	-	-	-	-	-	-	-	-	-	4	4
782.4	ACUTE HEART FAILURE, NOS	M	-	-	-	-	-	-	-	-	-	-	-	-	1	-	1	-	-	1	2	5
		F	-	-	-	-	-	-	-	-	-	-	-	-	-	-	-	-	-	-	4	4
782.7	ENLARGMENT OF LYMPH NODE	M	-	-	-	-	-	-	-	-	-	-	-	-	-	-	-	1	-	-	-	1
		F	-	-	-	-	-	-	-	-	-	-	-	-	-	-	-	-	-	-	-	-
783	SYMPTOMS REFERABLE TO RESPIRATORY SYSTEM	M	-	-	-	-	-	-	-	-	-	-	-	-	-	1	-	-	-	-	-	1
		F	-	-	-	-	-	-	-	-	-	-	-	-	-	-	-	-	-	-	1	1
783.0	EPISTAXIS	M	-	-	-	-	-	-	-	-	-	-	-	-	-	-	-	-	-	-	-	-
		F	-	-	-	-	-	-	-	-	-	-	-	-	-	-	-	-	-	-	1	1
783.1	HEMOPTYSIS	M	-	-	-	-	-	-	-	-	-	-	-	-	-	1	-	-	-	-	-	1
		F	-	-	-	-	-	-	-	-	-	-	-	-	-	-	-	-	-	-	-	-
788	OTHER GENERAL SYMPTOMS	M	1	-	-	-	-	-	-	-	-	-	-	-	-	-	-	-	-	-	1	2
		F	-	-	-	-	-	-	-	-	-	-	-	-	-	-	-	-	-	-	-	-
788.0	ELECTROLYTE DISORDERS	M	1	-	-	-	-	-	-	-	-	-	-	-	-	-	-	-	-	-	-	1
		F	-	-	-	-	-	-	-	-	-	-	-	-	-	-	-	-	-	-	-	-
788.6	PYREXIA OF UNKNOWN ORIGIN	M	-	-	-	-	-	-	-	-	-	-	-	-	-	-	-	-	-	-	1	1
		F	-	-	-	-	-	-	-	-	-	-	-	-	-	-	-	-	-	-	-	-
TOTAL	SYMPTOMS REFERABLE TO SYSTEMS OR ORGANS (780-789)	M	1	-	-	-	-	-	-	-	-	-	-	-	1	1	1	1	-	1	3	9
		F	-	-	-	-	-	-	-	-	-	-	-	-	-	-	-	-	-	-	5	5
	SENILITY AND ILL-DEFINED DISEASES (790-796)																					
794	SENILITY WITHOUT PSYCHOSIS	M	-	-	-	-	-	-	-	-	-	-	-	-	-	-	-	-	1	1	2	4
		F	-	-	-	-	-	-	-	-	-	-	-	-	-	-	-	-	-	-	8	8
795	SUDDEN DEATH (CAUSE UNKNOWN)	M	33	-	-	-	-	-	-	-	-	-	-	-	-	-	-	-	-	-	-	33
		F	33	-	-	-	-	-	-	-	-	-	-	-	-	-	-	-	-	-	-	33
795.0	SUDDEN DEATH, UNDER 1 YEAR	M	33	-	-	-	-	-	-	-	-	-	-	-	-	-	-	-	-	-	-	33
		F	33	-	-	-	-	-	-	-	-	-	-	-	-	-	-	-	-	-	-	33
796	OTHER ILL-DEFINED AND UNKNOWN CAUSES	M	-	-	-	-	-	-	1	-	-	2	-	-	-	2	3	3	-	1	1*	14
		F	-	1	-	-	-	-	-	-	-	-	1	-	-	-	1	-	1	3	1	8
796.0	OTHER ILL-DEFINED CONDITIONS	M	-	-	-	-	-	-	-	-	-	-	-	-	-	-	-	1	-	-	-	1
		F	-	-	-	-	-	-	-	-	-	-	-	-	-	-	-	-	-	1	-	1
796.2	FOUND DEAD (CAUSE UNKNOWN)	M	-	-	-	-	-	-	1	-	-	-	-	-	-	-	-	-	-	-	-	1
		F	-	-	-	-	-	-	-	-	-	-	-	-	-	-	-	-	-	-	-	-
796.9	UNKNOWN AND UNSPECIFIED CAUSES	M	-	-	-	-	-	-	-	-	-	2	-	-	-	2	3	2	-	1	1*	12

NOTE—Cause of death adjustments resulting from medical coder's queries are not reflected in this table. *See* Introduction.

DEATHS BY CAUSE, SEX, AND AGE, ACCORDING TO THE DETAILED LIST, BRITISH COLUMBIA, 1976

Age-Group (Years)

INT. LIST.	C A U S E		00 -01	01 -04	05 -09	10 -14	15 -19	20 -24	25 -29	30 -34	35 -39	40 -44	45 -49	50 -54	55 -59	60 -64	65 -69	70 -74	75 -79	80 -84	85+	TOTAL
		F	-	1	-	-	-	-	-	-	-	-	1	-	-	-	1	-	1	2	1	7
OTAL	SENILITY AND ILL-DEFINED DISEASES (790-796)	M	33	-	-	-	-	-	1	-	-	2	-	-	-	2	3	3	1	2	3+	51
		F	33	1	-	-	-	-	-	-	-	-	1	-	-	-	1	-	1	3	9	49
OTAL	SYMPTOMS AND ILL-DEFINED CONDITIONS (780-796)	M	34	-	-	-	-	-	1	-	-	2	-	-	1	3	4	4	1	3	6+	60
		F	33	1	-	-	-	-	-	-	-	-	1	-	-	-	1	-	1	3	14	54
	E XVII. ACCIDENTS, POISONINGS, AND VIOLENCE (E800-E999)																					
	RAILWAY ACCIDENTS (E800-E807)																					
900	COLLISION WITH ROLLING STOCK	M	-	-	-	-	-	-	-	1	-	-	-	-	-	-	-	-	-	-	-	1
		F	-	-	-	-	-	-	-	-	-	-	-	-	-	-	-	-	-	-	-	-
900.0	RAILWAY EMPLOYEE	M	-	-	-	-	-	-	-	1	-	-	-	-	-	-	-	-	-	-	-	1
		F	-	-	-	-	-	-	-	-	-	-	-	-	-	-	-	-	-	-	-	-
904	FALL IN, ON, OR FROM TRAIN	M	-	-	-	-	-	-	-	-	-	-	-	1	-	-	-	-	-	-	-	1
		F	-	-	-	-	-	-	-	-	-	-	-	-	-	-	-	-	-	-	-	-
904.0	RAILWAY EMPLOYEE	M	-	-	-	-	-	-	-	-	-	-	-	1	-	-	-	-	-	-	-	1
		F	-	-	-	-	-	-	-	-	-	-	-	-	-	-	-	-	-	-	-	-
905	HIT BY ROLLING STOCK	M	-	-	-	-	-	1	-	-	-	-	-	-	-	-	-	-	-	-	-	1
		F	-	-	1	-	-	-	-	-	-	1	-	-	-	-	-	-	-	-	-	2
905.2	PEDESTRIAN	M	-	-	-	-	-	1	-	-	-	-	-	-	-	-	-	-	-	-	-	1
		F	-	-	1	-	-	-	-	-	-	1	-	-	-	-	-	-	-	-	-	2
907	UNSPECIFIED	M	-	-	-	-	-	-	-	-	-	1	-	-	-	-	-	-	-	-	-	1
		F	-	-	-	-	-	-	-	-	-	-	-	-	-	-	-	-	-	-	-	-
907.9	UNSPECIFIED PERSON	M	-	-	-	-	-	-	-	-	-	1	-	-	-	-	-	-	-	-	-	1
		F	-	-	-	-	-	-	-	-	-	-	-	-	-	-	-	-	-	-	-	-
TAL	RAILWAY ACCIDENTS (E800-E807)	M	-	-	-	-	-	1	-	1	-	1	-	1	-	-	-	-	-	-	-	4
		F	-	-	1	-	-	-	-	-	-	1	-	-	-	-	-	-	-	-	-	2
	MOTOR VEHICLE TRAFFIC ACCIDENTS (E810-E819)																					
10	COLLISION WITH TRAIN	M	-	-	-	-	1	2	1	-	-	3	-	-	-	-	1	-	-	-	-	8
		F	-	-	-	-	1	-	-	1	-	-	-	-	-	-	-	-	-	-	-	2
10.0	DRIVER OF CAR, TRUCK, ETC.	M	-	-	-	-	-	1	-	-	-	3	-	-	-	-	-	-	-	-	-	4
		F	-	-	-	-	-	-	-	1	-	-	-	-	-	-	-	-	-	-	-	1
10.1	PASSENGER IN CAR, TRUCK, ETC.	M	-	-	-	-	-	1	1	-	-	-	-	-	-	-	-	-	-	-	-	2
		F	-	-	-	-	1	-	-	-	-	-	-	-	-	-	-	-	-	-	-	1
10.9	UNSPECIFIED PERSON	M	-	-	-	-	1	-	-	-	-	-	-	-	-	-	1	-	-	-	-	2
		F	-	-	-	-	-	-	-	-	-	-	-	-	-	-	-	-	-	-	-	-
12	COLLISION WITH OTHER MOTOR VEHICLE	M	1	2	-	2	39	35	14	6	7	9	7	4	1	7	5	4	1	-	-	144
		F	2	-	1	-	16	7	4	4	2	4	4	4	4	4	2	4	2	-	1	65
12.0	DRIVER OF CAR, TRUCK, ETC.	M	-	-	-	-	14	19	10	3	6	4	4	2	1	6	3	2	-	-	-	74
		F	-	-	-	-	3	3	2	2	-	3	1	-	1	-	-	-	-	-	-	15
12.1	PASSENGER IN CAR, TRUCK, ETC.	M	1	2	-	1	13	7	-	-	1	2	2	-	-	-	1	1	-	-	-	31
		F	2	-	1	-	11	2	2	2	1	1	1	4	3	4	1	4	1	-	1	41
12.2	MOTORCYCLIST	M	-	-	-	1	5	2	2	2	-	-	-	-	-	-	-	-	-	-	-	12
		F	-	-	-	-	1	-	-	-	-	-	-	-	-	-	-	-	-	-	-	1
12.3	PASSENGER ON MOTORCYCLE	M	-	-	-	-	1	-	-	-	-	-	-	-	-	-	-	-	-	-	-	1
		F	-	-	-	-	1	-	-	-	-	-	-	-	-	-	-	-	-	-	-	1
12.8	OTHER SPECIFIED PERSON	M	-	-	-	-	-	-	1	-	-	-	-	-	-	-	-	-	-	-	-	1
		F	-	-	-	-	-	-	-	-	-	-	-	-	-	-	-	-	-	-	-	-
12.9	UNSPECIFIED PERSON	M	-	-	-	-	6	7	1	1	-	3	1	2	-	1	1	1	1	-	-	25
		F	-	-	-	-	-	2	-	-	1	-	2	-	-	-	1	-	1	-	-	7
13	COLLISION WITH OTHER VEHICLE	M	-	1	2	6	-	-	-	1	1	-	1	1	-	-	-	-	-	-	-	13
		F	-	-	-	1	-	1	1	-	-	-	-	-	-	-	-	-	1	-	-	4
13.0	DRIVER OF CAR, TRUCK, ETC.	M	-	-	-	-	-	-	-	-	-	-	1	-	-	-	-	-	-	-	-	1

NOTE—Cause of death adjustments resulting from medical coder's queries are not reflected in this table. *See* Introduction.

DEATHS BY CAUSE, SEX, AND AGE, ACCORDING TO THE DETAILED LIST, BRITISH COLUMBIA, 1976

Age-Group (Years)

INT. LIST.	CAUSE		00 -01	01 -04	05 -09	10 -14	15 -19	20 -24	25 -29	30 -34	35 -39	40 -44	45 -49	50 -54	55 -59	60 -64	65 -69	70 -74	75 -79	80 -84	85+	TOTA
		F	-	-	-	-	-	-	-	-	-	-	-	-	-	-	-	-	-	-	-	
E813.1	PASSENGER IN CAR, TRUCK, ETC.	M	-	-	-	-	-	-	-	-	-	-	-	-	-	-	-	-	-	-	-	
		F	-	-	-	-	-	1	-	-	-	-	-	-	-	-	-	-	1	-	-	
E813.6	PEDAL CYCLIST	M	-	1	2	6	-	-	-	1	1	-	-	1	-	-	-	-	-	-	-	1
		F	-	-	-	1	-	-	1	-	-	-	-	-	-	-	-	-	-	-	-	
E814	COLLISION WITH PEDESTRIAN	M	-	4	3	2	5	6	4	-	-	2	3	3	1	2	3	3	1	3	5	5
		F	-	2	3	1	6	2	-	-	2	2	-	2	1	2	3	2	3	5	2	3
E814.7	PEDESTRIAN	M	-	4	3	2	5	6	4	-	-	2	3	3	1	2	3	3	1	3	5	5
		F	-	2	3	1	6	2	-	-	2	2	-	2	1	2	3	2	3	5	2	3
E815	OTHER COLLISION	M	-	-	-	-	-	-	1	-	-	-	-	-	-	-	-	-	-	-	-	
		F	-	-	-	-	-	2	-	-	-	-	-	1	-	-	-	-	-	-	-	
E815.0	DRIVER OF CAR, TRUCK, ETC.	M	-	-	-	-	-	-	1	-	-	-	-	-	-	-	-	-	-	-	-	
		F	-	-	-	-	-	1	-	-	-	-	-	-	-	-	-	-	-	-	-	
E815.1	PASSENGER IN CAR, TRUCK, ETC.	M	-	-	-	-	-	-	-	-	-	-	-	-	-	-	-	-	-	-	-	
		F	-	-	-	-	-	1	-	-	-	-	-	1	-	-	-	-	-	-	-	
E816	NONCOLLISION DUE TO LOSS OF CONTROL	M	-	1	1	2	55	47	21	11	5	7	7	4	10	4	3	2	-	-	-	18
		F	-	2	2	2	16	9	5	1	3	1	2	1	3	1	1	2	-	1	-	5
E816.0	DRIVER OF CAR, TRUCK, ETC.	M	-	-	-	-	28	31	15	8	3	5	5	3	7	4	3	-	-	-	-	11
		F	-	-	-	-	2	4	2	-	3	1	1	1	1	-	-	1	-	-	-	1
E816.1	PASSENGER IN CAR, TRUCK, ETC.	M	-	1	1	2	21	9	5	2	1	1	1	-	2	-	-	1	-	-	-	4
		F	-	2	2	2	11	4	3	1	-	-	1	-	2	1	1	1	-	1	-	3
E816.2	MOTORCYCLIST	M	-	-	-	-	1	3	-	-	-	-	-	-	-	-	-	-	-	-	-	
		F	-	-	-	-	-	-	-	-	-	-	-	-	-	-	-	-	-	-	-	
E816.3	PASSENGER ON MOTORCYCLE	M	-	-	-	-	1	-	-	-	-	-	-	-	-	-	-	-	-	-	-	
		F	-	-	-	-	-	-	-	-	-	-	-	-	-	-	-	-	-	-	-	
E816.9	UNSPECIFIED PERSON	M	-	-	-	-	4	4	1	1	1	1	1	1	1	-	-	1	-	-	-	1
		F	-	-	-	-	3	1	-	-	-	-	-	-	-	-	-	-	-	-	-	
E819	UNSPECIFIED NATURE	M	1	-	-	2	6	10	8	3	5	2	2	4	2	1	5	1	-	-	-	5
		F	-	-	1	-	1	1	2	-	-	-	2	1	-	1	1	-	-	-	-	1
E819.0	DRIVER OF CAR, TRUCK, ETC.	M	-	-	-	-	1	-	-	-	2	1	-	-	-	-	-	-	-	-	-	
		F	-	-	-	-	-	-	-	-	-	-	1	-	-	-	-	-	-	-	-	
E819.1	PASSENGER IN CAR, TRUCK, ETC.	M	1	-	-	1	1	1	-	-	1	-	1	-	-	-	1	-	-	-	-	
		F	-	-	1	-	1	-	-	-	-	-	1	-	-	1	-	-	-	-	-	
E819.9	UNSPECIFIED PERSON	M	-	-	-	1	4	9	8	3	2	1	1	4	2	1	4	1	-	-	-	4
		F	-	-	-	-	-	1	2	-	-	-	-	1	-	-	1	-	-	-	-	
TOTAL	MOTOR VEHICLE TRAFFIC ACCIDENTS (E810-E819)	M	2	8	6	14	106	100	49	21	18	23	20	16	14	14	17	10	2	3	5	44
		F	2	4	7	4	40	22	12	6	7	7	8	9	8	8	7	8	6	6	3	17
	MOTOR VEHICLE NONTRAFFIC ACCIDENTS (E820-E823)																					
E820	COLLISION WITH MOVING OBJECT	M	-	1	-	-	-	-	-	-	1	-	-	1	-	-	-	-	-	-	-	
		F	-	1	-	-	-	-	-	-	-	-	-	-	-	-	-	-	-	-	-	
E820.7	PEDESTRIAN	M	-	1	-	-	-	-	-	-	1	-	-	1	-	-	-	-	-	-	-	
		F	-	1	-	-	-	-	-	-	-	-	-	-	-	-	-	-	-	-	-	
E821	COLLISION WITH STATIONARY OBJECT	M	-	-	-	-	-	-	-	1	-	-	-	-	-	-	-	-	-	-	-	1
		F	-	-	-	-	-	-	-	-	-	-	-	-	-	-	-	-	-	-	-	
E821.0	DRIVER OF CAR, TRUCK, ETC.	M	-	-	-	-	-	-	-	1	-	-	-	-	-	-	-	-	-	-	-	1
		F	-	-	-	-	-	-	-	-	-	-	-	-	-	-	-	-	-	-	-	
E822	WHILE BOARDING OR ALIGHTING	M	-	-	-	-	-	1	-	-	-	-	-	-	-	-	-	-	-	-	-	1
		F	-	-	-	-	-	-	-	-	-	-	-	-	-	-	-	-	-	-	-	
E822.0	DRIVER OF CAR, TRUCK, ETC.	M	-	-	-	-	-	1	-	-	-	-	-	-	-	-	-	-	-	-	-	1
		F	-	-	-	-	-	-	-	-	-	-	-	-	-	-	-	-	-	-	-	
E823	OTHER AND UNSPECIFIED	M	-	-	-	-	2	1	1	2	2	-	-	-	-	1	-	-	-	-	-	9

NOTE—Cause of death adjustments resulting from medical coder's queries are not reflected in this table. *See* Introduction.

DEATHS BY CAUSE, SEX, AND AGE, ACCORDING TO THE DETAILED LIST, BRITISH COLUMBIA, 1976

Age-Group (Years)

INT. LIST.	CAUSE		00 -01	01 -04	05 -09	10 -14	15 -19	20 -24	25 -29	30 -34	35 -39	40 -44	45 -49	50 -54	55 -59	60 -64	65 -69	70 -74	75 -79	80 -84	85+	TOTAL
		F	-	-	-	-	1	-	-	-	-	-	-	-	-	-	-	-	-	-	-	1
123.0	DRIVER OF MOTOR VEHICLE OTHER THAN MOTORCYCLE	M	-	-	-	-	-	1	-	1	-	-	-	-	-	1	-	-	-	-	-	3
		F	-	-	-	-	-	-	-	-	-	-	-	-	-	-	-	-	-	-	-	-
123.1	PASSENGER IN MOTOR VEHICLE OTHER THAN TORCYCLE	M	-	-	-	-	-	-	1	-	-	-	-	-	-	-	-	-	-	-	-	1
		F	-	-	-	-	1	-	-	-	-	-	-	-	-	-	-	-	-	-	-	1
123.7	PEDESTRIAN	M	-	-	-	-	-	-	-	-	1	-	-	-	-	-	-	-	-	-	-	1
		F	-	-	-	-	-	-	-	-	-	-	-	-	-	-	-	-	-	-	-	-
123.9	UNSPECIFIED PERSON	M	-	-	-	-	2	-	-	1	1	-	-	-	-	-	-	-	-	-	-	4
		F	-	-	-	-	-	-	-	-	-	-	-	-	-	-	-	-	-	-	-	-
TOTAL	MOTOR VEHICLE NONTRAFFIC ACCIDENTS (E820-E823)	M	-	1	-	-	2	2	1	3	3	-	-	1	-	1	-	-	-	-	-	14
		F	-	1	-	-	1	-	-	-	-	-	-	-	-	-	-	-	-	-	-	2
	OTHER ROAD VEHICLE ACCIDENTS (E825-E827)																					
826	PEDAL CYCLE ACCIDENT	M	-	1	-	-	-	-	-	-	-	-	1	-	-	-	-	-	-	-	-	2
		F	-	-	-	1	1	-	-	-	-	-	-	-	-	-	-	-	-	-	-	2
826.1	PEDAL CYCLIST	M	-	1	-	-	-	-	-	-	-	-	1	-	-	-	-	-	-	-	-	2
		F	-	-	-	1	1	-	-	-	-	-	-	-	-	-	-	-	-	-	-	2
827	OTHER NONMOTOR ROAD VEHICLE ACCIDENT	M	-	-	-	-	-	-	1	-	-	-	-	-	-	-	-	-	-	-	-	1
		F	-	-	-	-	-	-	-	-	-	-	-	-	-	-	-	-	-	-	-	-
827.8	OTHER SPECIFIED PERSON	M	-	-	-	-	-	-	1	-	-	-	-	-	-	-	-	-	-	-	-	1
		F	-	-	-	-	-	-	-	-	-	-	-	-	-	-	-	-	-	-	-	-
TOTAL	OTHER ROAD VEHICLE ACCIDENTS (E825-E827)	M	-	1	-	-	-	-	1	-	-	-	1	-	-	-	-	-	-	-	-	3
		F	-	-	-	1	1	-	-	-	-	-	-	-	-	-	-	-	-	-	-	2
	WATER TRANSPORT ACCIDENTS (E830-E838)																					
830	ACCIDENT TO WATERCRAFT WITH SUBMERSION	M	-	-	-	-	3	3	2	5	3	2	2	-	1	2	1	1	-	-	-*	26
		F	-	-	-	-	-	-	-	1	1	-	-	-	-	-	-	-	-	-	-	2
830.0	OCCUPANT OF SMALL BOAT	M	-	-	-	-	3	3	2	3	2	1	1	-	1	1	-	1	-	-	-	18
		F	-	-	-	-	-	-	-	1	1	-	-	-	-	-	-	-	-	-	-	2
830.1	OCCUPANT OF OTHER WATERCRAFT, CREW	M	-	-	-	-	-	-	-	2	1	1	1	-	-	1	1	-	-	-	-	7
		F	-	-	-	-	-	-	-	-	-	-	-	-	-	-	-	-	-	-	-	-
830.2	OCCUPANT OF OTHER WATERCRAFT, NON-CREW	M	-	-	-	-	-	-	-	-	-	-	-	-	-	-	-	-	-	-	-*	1
		F	-	-	-	-	-	-	-	-	-	-	-	-	-	-	-	-	-	-	-	-
832	OTHER ACCIDENTAL SUBMERSION	M	-	-	-	-	-	1	2	1	-	1	-	-	1	1	1	-	-	-	-	8
		F	-	-	-	-	-	-	-	-	-	-	-	-	-	-	-	-	-	-	-	-
832.0	OCCUPANT OF SMALL BOAT	M	-	-	-	-	-	1	2	1	-	-	-	-	1	1	1	-	-	-	-	7
		F	-	-	-	-	-	-	-	-	-	-	-	-	-	-	-	-	-	-	-	-
832.2	OCCUPANT, WATER CRAFT - NON-CREW	M	-	-	-	-	-	-	-	-	-	1	-	-	-	-	-	-	-	-	-	1
		F	-	-	-	-	-	-	-	-	-	-	-	-	-	-	-	-	-	-	-	-
835	OTHER AND UNSPECIFIED FALL	M	-	-	-	-	-	-	1	-	-	-	-	-	-	-	-	-	-	-	-	1
		F	-	-	-	-	-	-	-	-	-	-	-	-	-	-	-	-	-	-	-	-
835.0	OCCUPANT OF SMALL BOAT	M	-	-	-	-	-	-	1	-	-	-	-	-	-	-	-	-	-	-	-	1
		F	-	-	-	-	-	-	-	-	-	-	-	-	-	-	-	-	-	-	-	-
837	EXPLOSION, FIRE, BURNING	M	-	-	-	-	-	-	-	-	-	-	-	-	-	-	-	1	1	-	-	2
		F	-	-	-	-	-	-	-	-	-	-	-	2	-	-	-	-	-	-	-	2
837.1	OCCUPANT, WATER CRAFT - CREW	M	-	-	-	-	-	-	-	-	-	-	-	-	-	-	-	1	1	-	-	2
		F	-	-	-	-	-	-	-	-	-	-	-	-	-	-	-	-	-	-	-	-
837.9	UNSPECIFIED PERSON	M	-	-	-	-	-	-	-	-	-	-	-	-	-	-	-	-	-	-	-	-
		F	-	-	-	-	-	-	-	-	-	-	-	2	-	-	-	-	-	-	-	2
838	OTHER AND UNSPECIFIED ACCIDENT	M	-	-	-	-	-	1	-	-	-	-	1	-	-	-	-	-	-	-	-	2
		F	-	-	-	-	-	1	-	-	-	-	-	-	-	-	-	-	-	-	-	1
838.1	OCCUPANT, WATER CRAFT - CREW	M	-	-	-	-	-	1	-	-	-	-	-	-	-	-	-	-	-	-	-	1
		F	-	-	-	-	-	-	-	-	-	-	-	-	-	-	-	-	-	-	-	-

NOTE—Cause of death adjustments resulting from medical coder's queries are not reflected in this table. *See* Introduction.

DEATHS BY CAUSE, SEX, AND AGE, ACCORDING TO THE DETAILED LIST, BRITISH COLUMBIA, 1976

Age-Group (Years)

INT. LIST.	C A U S E		00 -01	01 -04	05 -09	10 -14	15 -19	20 -24	25 -29	30 -34	35 -39	40 -44	45 -49	50 -54	55 -59	60 -64	65 -69	70 -74	75 -79	80 -84	85+	TOTA
E838.2	OCCUPANT, WATER CRAFT - NON-CREW	M	-	-	-	-	-	-	-	-	-	-	-	-	-	-	-	-	-	-	-	
		F	-	-	-	-	-	1	-	-	-	-	-	-	-	-	-	-	-	-	-	
E838.3	DOCKERS, STEVEDORES	M	-	-	-	-	-	-	-	-	-	-	1	-	-	-	-	-	-	-	-	
		F	-	-	-	-	-	-	-	-	-	-	-	-	-	-	-	-	-	-	-	
TOTAL	WATER TRANSPORT ACCIDENTS (E830-E838)	M	-	-	-	-	3	5	5	6	3	3	3	-	2	3	2	2	1	-	-*	3
		F	-	-	-	-	-	1	-	1	1	-	-	2	-	-	-	-	-	-	-	
	AIR AND SPACE TRANSPORT ACCIDENTS (E840-E845)																					
E840	POWERED AIRCRAFT AT TAKE-OFF OR LANDING	M	-	-	-	-	-	-	1	-	-	-	-	-	-	-	-	-	-	-	-	
		F	-	-	-	-	-	-	-	-	-	-	-	-	-	-	-	-	-	-	-	
E840.2	OCCUPANT OF COMMERCIAL AIRCRAFT, CREW	M	-	-	-	-	-	-	1	-	-	-	-	-	-	-	-	-	-	-	-	
		F	-	-	-	-	-	-	-	-	-	-	-	-	-	-	-	-	-	-	-	
E841	POWERED AIRCRAFT, OTHER AND NOS	M	-	-	-	3	2	1	7	2	2	5	-	1	1	1	-	-	-	-	-	2
		F	-	-	-	-	-	-	-	-	-	-	-	-	-	-	-	-	-	-	-	
E841.1	OCCUPANT OF MILITARY AIRCRAFT	M	-	-	-	-	-	-	-	-	1	-	-	-	-	-	-	-	-	-	-	
		F	-	-	-	-	-	-	-	-	-	-	-	-	-	-	-	-	-	-	-	
E841.2	OCCUPANT OF COMMERCIAL AIRCRAFT, CREW	M	-	-	-	-	-	-	4	-	-	1	-	-	-	-	-	-	-	-	-	
		F	-	-	-	-	-	-	-	-	-	-	-	-	-	-	-	-	-	-	-	
E841.3	OTHER OCCUPANT OF COMMERCIAL AIRCRAFT	M	-	-	-	-	1	-	-	1	-	1	-	-	-	1	-	-	-	-	-	
		F	-	-	-	-	-	-	-	-	-	-	-	-	-	-	-	-	-	-	-	
E841.4	OCCUPANT OF AIRCRAFT, OTHER AND NOS	M	-	-	-	3	1	1	3	1	-	3	-	1	1	-	-	-	-	-	-	1
		F	-	-	-	-	-	-	-	-	-	-	-	-	-	-	-	-	-	-	-	
E841.9	UNSPECIFIED PERSON	M	-	-	-	-	-	-	-	-	1	-	-	-	-	-	-	-	-	-	-	
		F	-	-	-	-	-	-	-	-	-	-	-	-	-	-	-	-	-	-	-	
E842	UNPOWERED AIRCRAFT	M	-	-	-	-	-	2	1	-	-	-	-	-	-	-	-	-	-	-	-	
		F	-	-	-	-	-	-	-	-	-	-	-	-	-	-	-	-	-	-	-	
E842.4	OCCUPANT OF AIRCRAFT, OTHER AND NOS	M	-	-	-	-	-	2	1	-	-	-	-	-	-	-	-	-	-	-	-	
		F	-	-	-	-	-	-	-	-	-	-	-	-	-	-	-	-	-	-	-	
E844	OTHER SPECIFIED ACCIDENT	M	-	-	-	-	-	-	-	-	-	-	-	-	-	-	-	-	-	-	-	
		F	-	-	-	-	-	1	-	-	-	-	-	-	-	-	-	-	-	-	-	
E844.8	OTHER SPECIFIED PERSON	M	-	-	-	-	-	-	-	-	-	-	-	-	-	-	-	-	-	-	-	
		F	-	-	-	-	-	1	-	-	-	-	-	-	-	-	-	-	-	-	-	
TOTAL	AIR AND SPACE ACCIDENTS (E840-E845)	M	-	-	-	3	2	3	9	2	2	5	-	1	1	1	-	-	-	-	-	2
		F	-	-	-	-	-	1	-	-	-	-	-	-	-	-	-	-	-	-	-	
	ACCIDENTAL POISONING BY DRUGS AND MEDICAMENTS (E850-E859)																					
E853	ANALGESICS AND ANTIPYRETICS	M	-	-	-	-	-	4	1	-	-	-	-	2	1	-	-	-	-	-	-	
		F	-	-	-	-	-	-	-	1	-	-	-	-	-	-	-	-	-	-	-	
E853.0	OPIATES AND SYNTHETIC ANALOGUES	M	-	-	-	-	-	4	1	-	-	-	-	2	-	-	-	-	-	-	-	
		F	-	-	-	-	-	-	-	1	-	-	-	-	-	-	-	-	-	-	-	
E853.1	SALICYLATES AND CONGENERS	M	-	-	-	-	-	-	-	-	-	-	-	-	1	-	-	-	-	-	-	
		F	-	-	-	-	-	-	-	-	-	-	-	-	-	-	-	-	-	-	-	
E854	OTHER SEDATIVES AND HYPNOTICS	M	-	-	-	-	-	1	1	-	2	1	2	1	2	1	-	-	-	2	-	1
		F	-	-	-	-	-	1	-	-	1	-	-	-	1	1	-	-	1	-	-	
E854.0	BARBITURATES	M	-	-	-	-	-	-	1	-	1	1	1	1	1	-	-	-	-	2	-	
		F	-	-	-	-	-	-	-	-	1	-	-	-	1	1	-	-	1	-	-	
E854.9	OTHER	M	-	-	-	-	-	1	-	-	1	-	1	-	1	1	-	-	-	-	-	
		F	-	-	-	-	-	1	-	-	-	-	-	-	-	-	-	-	-	-	-	
E856	OTHER NERVOUS DEPRESSANTS AND STIMULANTS	M	-	-	-	-	-	-	-	-	-	-	-	-	-	-	-	-	-	-	-	
		F	-	-	-	-	-	1	-	1	-	-	1	-	-	-	-	-	-	-	-	
E856.0	ANTICONVULSANTS	M	-	-	-	-	-	-	-	-	-	-	-	-	-	-	-	-	-	-	-	
		F	-	-	-	-	-	1	-	-	-	-	-	-	-	-	-	-	-	-	-	
E856.9	OTHER AND UNSPECIFIED	M	-	-	-	-	-	-	-	-	-	-	-	-	-	-	-	-	-	-	-	

NOTE—Cause of death adjustments resulting from medical coder's queries are not reflected in this table. See Introduction.

DEATHS BY CAUSE, SEX, AND AGE, ACCORDING TO THE DETAILED LIST, BRITISH COLUMBIA, 1976

Age-Group (Years)

INT. LIST.	C A U S E		00 -01	01 -04	05 -09	10 -14	15 -19	20 -24	25 -29	30 -34	35 -39	40 -44	45 -49	50 -54	55 -59	60 -64	65 -69	70 -74	75 -79	80 -84	85+	TOTAL
		F	-	-	-	-	-	-	-	1	-	-	1	-	-	-	-	-	-	-	-	2
1857	CARDIOVASCULAR DRUGS	M	-	-	-	-	-	-	-	-	-	-	-	-	-	-	-	-	-	-	-	-
		F	-	-	-	-	-	-	-	-	-	-	-	-	-	-	-	-	-	-	1	1
1857.1	CARDIAC TONICS	M	-	-	-	-	-	-	-	-	-	-	-	-	-	-	-	-	-	-	-	-
		F	-	-	-	-	-	-	-	-	-	-	-	-	-	-	-	-	-	-	1	1
1859	DRUGS AND MEDICAMENTS, OTHER AND NOS	M	-	1	-	1	1	2	-	1	-	-	2	2	1	-	-	-	-	-	-	11
		F	-	-	-	1	-	-	1	-	-	1	-	-	-	-	-	-	-	-	-	3
1859.8	OTHER SPECIFIED DRUG	M	-	-	-	1	-	-	-	-	-	-	-	-	-	-	-	-	-	-	-	1
		F	-	-	-	-	-	-	-	-	-	1	-	-	-	-	-	-	-	-	-	1
1859.9	DRUGS, UNSPECIFIED	M	-	1	-	-	1	2	-	1	-	-	2	2	1	-	-	-	-	-	-	10
		F	-	-	-	1	-	-	1	-	-	-	-	-	-	-	-	-	-	-	-	2
TOTAL	ACCIDENTAL POISONING BY DRUGS AND MEDICAMENTS (E850-E859)	M	-	1	-	1	1	7	2	1	2	1	4	5	4	1	-	-	-	2	-	32
		F	-	-	-	1	-	2	1	2	1	1	1	-	1	1	-	-	1	-	1	13
	ACCIDENTAL POISONING BY OTHER SOLID AND LIQUID SUBSTANCES (E860-E869)																					
1860	ALCOHOL	M	-	-	-	-	-	1	-	-	4	6	10	4	6	6	2	-	-	-	-	39
		F	-	-	-	-	-	-	-	1	4	1	-	1	3	4	2	-	-	-	-	16
1869	OTHER AND UNSPECIFIED SOLID AND LIQUID SUBSTANCES	M	-	-	-	-	-	4	1	4	3	3	-	2	3	3	-	1	-	-	-	24
		F	-	-	-	-	1	2	-	2	1	1	1	1	1	1	1	1	-	-	-	13
TOTAL	ACCIDENTAL POISONING BY OTHER SOLID AND LIQUID SUBSTANCES (E860-E869)	M	-	-	-	-	-	5	1	4	7	9	10	6	9	9	2	1	-	-	-	63
		F	-	-	-	-	1	2	-	3	5	2	1	2	4	5	3	1	-	-	-	29
	ACCIDENTAL POISONING BY GASES AND VAPORS (E870-E877)																					
1871	PETROLEUM GAS IN MOBILE CONTAINERS	M	-	-	-	-	-	-	-	-	-	-	-	-	-	1	-	-	-	-	-	1
		F	-	-	-	-	-	-	-	-	-	-	-	-	-	-	-	-	-	-	-	-
1873	MOTOR VEHICLE EXHAUST GAS	M	-	-	-	-	1	2	1	-	-	-	-	-	1	-	-	-	-	-	-	5
		F	-	-	-	-	-	-	-	-	-	-	-	-	-	-	-	-	-	-	-	-
1874	CARBON MONOXIDE, DOMESTIC FUEL	M	-	-	-	-	-	-	-	-	-	-	-	-	2	-	-	-	-	-	-	2
		F	-	-	-	1	-	-	-	-	-	-	1	-	-	-	-	-	-	-	-	2
TOTAL	ACCIDENTAL POISONING BY GASES AND VAPORS (E870-E877)	M	-	-	-	-	1	2	1	-	-	-	-	-	3	1	-	-	-	-	-	8
		F	-	-	-	1	-	-	-	-	-	-	1	-	-	-	-	-	-	-	-	2
	ACCIDENTAL FALLS (E880-E887)																					
1880	ON OR FROM STAIRS OR STEPS	M	-	-	-	-	-	1	-	1	-	1	1	-	6	1	4	2	1	2	2	22
		F	-	-	-	-	-	-	1	-	-	-	1	1	1	-	3	1	1	1	2	12
1881	ON OR FROM LADDERS OR SCAFFOLDING	M	-	-	-	-	-	-	-	-	-	-	-	-	-	-	-	2	1	-	1	4
		F	-	-	-	-	-	-	-	-	-	-	-	-	-	-	-	-	-	-	-	-
1882	FROM BUILDING OR OTHER STRUCTURE	M	-	-	-	-	2	1	2	-	-	-	1	1	-	1	1	-	1	-	-	10
		F	-	-	-	-	-	-	-	1	-	-	-	-	-	-	-	-	-	-	-	1
1883	INTO HOLE OR OTHER OPENING	M	-	-	-	-	-	-	-	-	-	-	-	-	1	1	-	-	-	1	-	3
		F	-	-	-	-	-	-	-	-	-	-	-	-	-	-	-	-	-	-	-	-
1884	OTHER, FROM ONE LEVEL TO ANOTHER	M	-	-	-	-	3	2	1	-	1	-	-	1	-	2	1	2	1	6	3	23
		F	-	2	-	-	-	1	-	-	-	-	-	1	2	-	-	1	-	1	5	13
1885	ON SAME LEVEL FROM SLIPPING OR STUMBLING	M	-	-	-	-	-	-	-	-	-	-	-	-	1	-	-	-	1	2	3	7
		F	-	-	-	-	-	-	-	-	-	-	-	-	-	-	2	-	-	7	5	14
1886	ON SAME LEVEL FROM COLLISION OR PUSHING	M	-	-	-	-	1	-	-	-	-	-	-	-	-	-	-	-	-	-	-	1
		F	-	-	-	-	-	-	-	-	-	-	-	-	-	-	-	-	-	-	-	-
1887	OTHER AND UNSPECIFIED FALL	M	-	-	-	-	1	-	-	-	1	2	3	2	5	5	5	7	11	7	24	73
		F	-	2	-	-	-	-	1	-	-	2	-	-	1	3	2	4	12	14	45	86
TOTAL	ACCIDENTAL FALLS (E880-E887)	M	-	-	-	-	7	4	3	1	2	3	5	4	13	10	11	13	16	18	33	143
		F	-	4	-	-	-	1	2	1	-	2	1	2	4	3	7	6	13	23	57	126
	ACCIDENTS CAUSED BY FIRES AND FLAMES (E890-E899)																					
1890	IN PRIVATE DWELLING	M	1	4	4	4	1	5	5	5	1	2	1	2	3	3	3	1	2	-	1	48

NOTE—Cause of death adjustments resulting from medical coder's queries are not reflected in this table. See Introduction.

DEATHS BY CAUSE, SEX, AND AGE, ACCORDING TO THE DETAILED LIST, BRITISH COLUMBIA, 1976

Age-Group (Years)

INT. LIST.	C A U S E		00 -01	01 -04	05 -09	10 -14	15 -19	20 -24	25 -29	30 -34	35 -39	40 -44	45 -49	50 -54	55 -59	60 -64	65 -69	70 -74	75 -79	80 -84	85+	TOTAL
		F	-	1	-	-	-	1	1	3	1	1	-	-	2	2	2	2	-	1	-	17
E891	IN OTHER BUILDING OR STRUCTURE	M	-	-	-	-	-	-	-	-	-	-	-	1	-	-	-	-	-	-	-	1
		F	-	-	-	-	-	1	-	-	-	-	-	1	-	1	-	-	-	-	-	3
E893	IGNITION OF CLOTHING	M	-	-	-	-	-	-	-	-	-	-	-	-	-	1	1	-	-	-	-	2
		F	-	-	-	-	-	-	-	-	-	-	-	-	-	1	-	1	-	-	-	2
E894	IGNITION OF HIGHLY INFLAMMABLE MATERIAL	M	-	-	-	-	-	1	-	-	-	1	-	-	-	-	-	-	-	-	-	2
		F	-	-	-	1	-	-	-	-	-	-	-	-	-	-	-	-	-	-	-	1
E898	OTHER SPECIFIED FIRES OR FLAMES	M	-	-	-	-	-	1	-	-	1	1	-	1	2	-	-	-	1	-	1	8
		F	-	-	-	-	-	-	-	-	-	-	-	-	-	-	-	-	-	-	-	-
E899	UNSPECIFIED FIRE	M	-	-	-	-	-	-	1	-	-	-	-	-	-	-	-	-	-	-	-	1
		F	-	-	-	-	-	-	-	-	-	-	-	-	-	-	-	-	-	-	-	-
TOTAL	ACCIDENTS CAUSED BY FIRES AND FLAMES (E890-E899)	M	1	4	4	4	1	7	6	5	2	4	1	4	5	4	4	1	3	-	2	62
		F	-	1	-	1	-	2	1	3	1	1	-	1	2	4	2	3	-	1	-	23
	ACCIDENTS DUE TO NATURAL AND ENVIRONMENTAL FACTORS (E900-E909)																					
E901	EXCESSIVE COLD	M	-	-	-	-	-	-	1	-	-	1	2	-	-	-	1	2	-	1	1	9
		F	-	-	-	-	-	-	-	-	-	-	-	1	-	-	1	1	2	-	-	5
E904	HUNGER, THIRST, EXPOSURE AND NEGLECT	M	1	-	-	-	-	1	-	1	-	-	-	-	-	-	-	-	-	-	-	3
		F	-	-	-	-	-	-	-	-	-	-	-	-	-	-	-	-	-	-	-	-
E906	OTHER ACCIDENTS CAUSED BY ANIMALS	M	-	-	-	-	-	-	-	-	-	-	-	-	-	-	-	-	-	-	-	-
		F	-	-	1	-	-	1	-	-	-	-	-	-	-	-	-	-	-	-	-	2
E909	OTHER NATURAL AND ENVIRONMENTAL FACTORS	M	-	-	-	1	1	-	-	-	-	2	-	-	-	-	-	-	-	-	-	4
		F	-	-	-	-	-	1	-	-	-	-	-	-	-	-	-	-	-	-	-	1
TOTAL	ACCIDENTS DUE TO NATURAL AND ENVIRONMENTAL FACTORS (E900-E909)	M	1	-	-	1	1	1	1	1	-	3	2	-	-	-	1	2	-	1	1	16
		F	-	-	1	-	-	2	-	-	-	-	-	1	-	-	1	1	2	-	-	6
	OTHER ACCIDENTS (E910-E929)																					
E910	DROWNING AND SUBMERSION	M	1	12	5	5	5	2	5	2	4	6	3	3	3	5	1	1	3	-	-	66
		F	1	3	2	-	2	-	1	1	1	-	-	1	4	-	1	2	-	-	1	20
E910.0	IN RECREATIONAL ACTIVITIES	M	-	1	1	2	1	2	1	-	2	4	1	1	1	1	-	-	1	-	-	19
		F	-	-	-	-	-	-	-	-	-	-	-	-	-	-	1	-	-	-	-	1
E910.9	OTHER AND UNSPECIFIED	M	1	11	4	3	4	-	4	2	2	2	2	2	2	4	1	1	2	-	-	47
		F	1	3	2	-	2	-	1	1	1	-	-	1	4	-	-	2	-	-	1	19
E911	INHALATION AND INGESTION OF FOOD	M	4	-	-	-	1	1	3	-	-	-	1	2	2	1	1	2	-	-	-	17
		F	2	-	-	-	1	1	1	1	-	1	-	-	-	-	1	2	2	-	1	13
E912	INHALATION AND INGESTION OF OTHER OBJECT	M	-	-	-	-	-	-	-	-	-	-	-	-	-	-	-	1	-	-	-	1
		F	-	-	-	-	-	-	-	-	-	-	-	-	-	-	-	-	-	-	-	-
E913	ACCIDENTAL MECHANICAL SUFFOCATION	M	1	1	-	2	2	-	1	-	-	-	-	-	-	-	-	-	-	-	-	7
		F	-	1	-	-	-	-	-	-	-	-	-	-	1	-	-	-	-	-	-	2
E913.0	IN BED OR CRADLE	M	1	1	-	-	-	-	-	-	-	-	-	-	-	-	-	-	-	-	-	2
		F	-	-	-	-	-	-	-	-	-	-	-	-	-	-	-	-	-	-	-	-
E913.9	OTHER AND UNSPECIFIED	M	-	-	-	2	2	-	1	-	-	-	-	-	-	-	-	-	-	-	-	5
		F	-	1	-	-	-	-	-	-	-	-	-	-	1	-	-	-	-	-	-	2
E916	STRUCK BY FALLING OBJECT	M	-	1	1	-	2	3	-	5	4	1	3	5	-	2	-	-	-	-	-	27
		F	-	-	1	1	-	-	-	-	-	-	-	-	-	-	-	-	-	-	-	2
E917	STRIKING AGAINST OR STRUCK BY OBJECT	M	-	-	-	-	2	6	-	-	-	-	-	1	1	-	-	-	-	-	-	10
		F	-	-	1	-	-	-	-	-	-	-	-	-	-	-	1	-	-	-	-	2
E918	CAUGHT IN OR BETWEEN OBJECTS	M	-	-	-	1	-	3	2	1	-	-	3	1	-	-	2	-	-	-	-	13
		F	-	-	-	-	-	-	-	-	-	-	-	-	-	-	-	-	-	-	-	-
E920	CUTTING OR PIERCING INSTRUMENTS	M	-	-	-	-	-	-	-	-	-	-	-	1	-	-	-	-	-	-	-	1
		F	-	-	-	-	-	-	-	-	-	-	-	-	-	-	-	-	-	-	-	-
E920.0	POWERED HAND TOOLS	M	-	-	-	-	-	-	-	-	-	-	-	1	-	-	-	-	-	-	-	1
		F	-	-	-	-	-	-	-	-	-	-	-	-	-	-	-	-	-	-	-	-

NOTE—Cause of death adjustments resulting from medical coder's queries are not reflected in this table. *See* Introduction.

DEATHS BY CAUSE, SEX, AND AGE, ACCORDING TO THE DETAILED LIST, BRITISH COLUMBIA, 1976

Age-Group (Years)

INT. LIST.	CAUSE		00 -01	01 -04	05 -09	10 -14	15 -19	20 -24	25 -29	30 -34	35 -39	40 -44	45 -49	50 -54	55 -59	60 -64	65 -69	70 -74	75 -79	80 -84	85+	TOTAL
E922	FIREARM MISSILES	M	-	-	-	1	2	-	-	-	-	-	-	-	-	1	1	-	-	-	-	5
		F	-	-	-	-	-	-	-	-	-	-	-	-	-	-	-	-	-	-	-	-
E922.0	ACCIDENTALLY SELF-INFLICTED	M	-	-	-	-	1	-	-	-	-	-	-	-	-	1	1	-	-	-	-	3
		F	-	-	-	-	-	-	-	-	-	-	-	-	-	-	-	-	-	-	-	-
E922.9	OTHER AND UNSPECIFIED	M	-	-	-	1	1	-	-	-	-	-	-	-	-	-	-	-	-	-	-	2
		F	-	-	-	-	-	-	-	-	-	-	-	-	-	-	-	-	-	-	-	-
E923	EXPLOSIVE MATERIAL	M	-	-	-	-	-	-	2	-	-	-	-	-	-	-	-	1	-	-	-	3
		F	-	-	-	-	-	-	-	-	-	-	-	-	-	-	-	-	-	-	-	-
E923.2	EXPLOSIVE GASES	M	-	-	-	-	-	-	2	-	-	-	-	-	-	-	-	1	-	-	-	3
		F	-	-	-	-	-	-	-	-	-	-	-	-	-	-	-	-	-	-	-	-
E924	HOT SUBSTANCE, CORROSIVE LIQUID, STEAM	M	-	-	-	-	-	-	-	-	-	-	-	2	-	-	-	-	-	-	-	2
		F	-	-	-	-	-	-	-	-	-	-	-	-	-	-	-	-	-	1	-	1
E925	ELECTRIC CURRENT	M	-	1	-	-	-	-	-	1	1	-	-	1	-	-	-	-	-	-	-	4
		F	-	1	-	-	-	-	-	-	-	-	-	-	-	-	-	-	-	-	-	1
E925.0	HOME WIRING AND APPLIANCES	M	-	1	-	-	-	-	-	-	1	-	-	-	-	-	-	-	-	-	-	2
		F	-	1	-	-	-	-	-	-	-	-	-	-	-	-	-	-	-	-	-	1
E925.1	INDUSTRIAL WIRING AND APPLIANCES	M	-	-	-	-	-	-	-	-	-	-	-	1	-	-	-	-	-	-	-	1
		F	-	-	-	-	-	-	-	-	-	-	-	-	-	-	-	-	-	-	-	-
E925.8	OTHER	M	-	-	-	-	-	-	-	1	-	-	-	-	-	-	-	-	-	-	-	1
		F	-	-	-	-	-	-	-	-	-	-	-	-	-	-	-	-	-	-	-	-
E927	VEHICLE ACCIDENTS NEC	M	-	1	1	1	6	1	3	-	-	1	1	-	2	-	-	-	-	-	-	17
		F	-	-	-	-	-	-	-	-	-	-	-	-	-	-	-	-	-	-	-	-
E928	MACHINERY ACCIDENTS NEC	M	-	-	-	-	-	-	-	-	-	1	-	-	-	1	-	-	-	-	-	2
		F	-	-	-	-	-	-	-	-	-	-	-	-	-	-	-	-	-	-	-	-
E929	OTHER AND UNSPECIFIED	M	-	-	-	-	-	-	-	2	-	1	-	1	1	1	-	1	-	-	-	7
		F	-	-	-	-	-	-	-	-	-	1	-	-	-	-	-	-	-	-	-	1
TOTAL	OTHER ACCIDENTS (E910-E929)	M	6	16	7	10	20	16	15	11	9	10	11	17	9	11	5	6	3	-	-	192
		F	3	5	4	1	3	1	2	2	1	2	-	1	5	-	3	4	2	1	2	42
	SURGICAL AND MEDICAL COMPLICATIONS AND MISADVENTURES (E930-E936)																					
E931	THERAPEUTIC PROCEDURES, OTHER AND NOS	M	-	-	-	-	-	-	-	-	-	-	-	-	-	-	-	-	-	-	-	-
		F	-	1	-	-	-	-	-	-	-	-	-	-	-	-	1	-	-	-	-	2
E931.9	UNSPECIFIED	M	-	-	-	-	-	-	-	-	-	-	-	-	-	-	-	-	-	-	-	-
		F	-	1	-	-	-	-	-	-	-	-	-	-	-	-	1	-	-	-	-	2
E932	DIAGNOSTIC PROCEDURES	M	-	-	-	-	-	-	-	-	-	-	-	-	-	-	-	-	-	-	1	1
		F	-	-	-	-	-	-	-	-	-	-	-	-	-	-	-	-	-	-	-	-
E932.8	OTHER	M	-	-	-	-	-	-	-	-	-	-	-	-	-	-	-	-	-	-	1	1
		F	-	-	-	-	-	-	-	-	-	-	-	-	-	-	-	-	-	-	-	-
TOTAL	SURGICAL AND MEDICAL COMPLICATIONS AND MISADVENTURES (E930-E936)	M	-	-	-	-	-	-	-	-	-	-	-	-	-	-	-	-	-	-	1	1
		F	-	1	-	-	-	-	-	-	-	-	-	-	-	-	1	-	-	-	-	2
	LATE EFFECTS OF ACCIDENTAL INJURY (E940-E949)																					
E940	MOTOR VEHICLE	M	-	-	-	-	-	-	-	1	-	-	-	-	-	-	1	-	-	-	-	2
		F	-	-	-	-	-	-	-	-	-	-	-	-	-	-	-	1	-	-	-	1
E943	FALL	M	-	-	-	-	-	-	-	-	-	-	-	-	-	-	-	-	1	-	2	3
		F	-	-	-	-	-	-	-	-	-	-	-	-	-	-	-	-	-	-	-	-
E946	OTHER	M	-	-	-	-	-	-	-	-	-	-	-	-	-	1	-	-	-	-	-	1
		F	-	-	-	-	-	-	-	-	-	-	-	-	-	-	1	-	-	-	1	2
TOTAL	LATE EFFECTS OF ACCIDENTAL INJURY (E940-E949)	M	-	-	-	-	-	-	-	1	-	-	-	-	-	1	1	-	1	-	2	6
		F	-	-	-	-	-	-	-	-	-	-	-	-	-	-	1	1	-	-	1	3
	SUICIDE AND SELF-INFLICTED INJURY (E950-E959)																					
E950	SOLID OR LIQUID SUBSTANCES	M	-	-	-	-	3	3	3	-	-	5	8	2	1	1	2	-	-	-	-	28

NOTE—Cause of death adjustments resulting from medical coder's queries are not reflected in this table. *See* Introduction.

DEATHS BY CAUSE, SEX, AND AGE, ACCORDING TO THE DETAILED LIST, BRITISH COLUMBIA, 1976

Age-Group (Years)

INT. LIST.	C A U S E		00 -01	01 -04	05 -09	10 -14	15 -19	20 -24	25 -29	30 -34	35 -39	40 -44	45 -49	50 -54	55 -59	60 -64	65 -69	70 -74	75 -79	80 -84	85+	TOTAL
		F	-	-	-	-	3	4	5	8	6	6	9	6	7	4	-	3	4	2	-	67
E950.0	BARBITURIC ACID AND DERIVATIVES	M	-	-	-	-	1	1	-	-	-	1	2	2	-	1	-	-	-	-	-	8
		F	-	-	-	-	1	1	1	2	1	2	2	2	2	2	-	-	2	2	-	20
E950.1	SALICYLATES AND CONGENERS	M	-	-	-	-	-	-	-	-	-	-	-	-	-	-	-	-	-	-	-	-
		F	-	-	-	-	-	1	-	-	-	-	1	1	-	-	-	-	-	-	-	3
E950.2	PSYCHOTHERAPEUTIC AGENTS	M	-	-	-	-	-	-	1	-	-	1	-	-	-	-	1	-	-	-	-	3
		F	-	-	-	-	1	-	1	3	-	-	1	-	1	1	-	1	1	-	-	10
E950.3	OTHER AND UNSPECIFIED DRUGS	M	-	-	-	-	-	2	2	-	-	2	4	-	-	-	1	-	-	-	-	11
		F	-	-	-	-	1	2	3	2	4	4	5	2	4	1	-	1	-	-	-	29
E950.5	STRYCHNINE	M	-	-	-	-	-	-	-	-	-	-	-	-	-	-	-	-	-	-	-	-
		F	-	-	-	-	-	-	-	-	-	-	-	-	-	-	-	1	-	-	-	1
E950.9	OTHER AND UNSPECIFIED	M	-	-	-	-	2	-	-	-	-	1	2	-	1	-	-	-	-	-	-	6
		F	-	-	-	-	-	-	-	1	1	-	-	1	-	-	-	-	1	-	-	4
E952	OTHER GASES	M	-	-	-	-	1	4	3	3	1	2	4	1	3	-	2	1	-	-	-	25
		F	-	-	-	-	-	-	2	-	-	1	-	-	2	-	-	-	-	-	-	5
E952.0	MOTOR VEHICLE EXHAUST GAS	M	-	-	-	-	1	4	3	3	1	2	4	1	3	-	2	1	-	-	-	25
		F	-	-	-	-	-	-	2	-	-	1	-	-	2	-	-	-	-	-	-	5
E953	HANGING, STRANGULATION AND SUFFOCATION	M	-	-	-	3	2	4	4	6	1	3	6	7	2	2	2	1	2	-	-	45
		F	-	-	-	-	1	3	-	2	-	-	1	-	1	1	1	2	-	1	-	13
E954	SUBMERSION (DROWNING)	M	-	-	-	-	2	3	3	-	-	1	1	1	-	-	2	1	-	-	-	14
		F	-	-	-	-	-	1	-	-	-	-	2	1	2	-	-	1	-	-	-	7
E955	FIREARMS AND EXPLOSIVES	M	-	-	-	-	20	23	19	7	7	12	15	16	8	12	2	7	3	-	-	151
		F	-	-	-	-	2	4	1	3	1	3	-	1	-	1	-	-	-	-	-	16
E956	CUTTING AND PIERCING INSTRUMENTS	M	-	-	-	-	-	-	1	-	-	-	1	-	-	-	-	-	-	-	-	2
		F	-	-	-	-	1	-	-	-	1	-	-	-	-	-	-	-	-	-	-	2
E957	JUMPING FROM HIGH PLACES	M	-	-	-	-	1	1	2	-	-	2	-	1	-	-	-	-	2	1	-	10
		F	-	-	-	-	-	2	1	1	-	1	1	-	1	1	-	-	-	-	-	8
E958	OTHER AND UNSPECIFIED MEANS	M	-	-	-	-	-	2	-	-	-	1	-	1	1	-	-	-	-	-	-	5
		F	-	-	-	-	-	3	-	1	-	-	1	-	1	-	-	-	-	-	-	6
TOTAL	SUICIDE AND SELF-INFLICTED INJURY (E950-E959)	M	-	-	-	3	29	40	35	16	9	26	35	29	15	15	10	10	7	1	-	280
		F	-	-	-	-	7	17	9	15	8	11	14	8	14	7	1	6	4	3	-	124
	HOMICIDE AND INJURY PURPOSELY INFLICTED BY OTHER PERSONS (E960-E969)																					
E960	FIGHT, BRAWL, RAPE	M	-	-	-	-	-	-	-	-	-	-	1	-	1	-	-	-	-	-	-	2
		F	-	-	-	-	-	-	-	-	-	1	-	-	-	-	-	-	-	-	-	1
E963	HANGING AND STRANGULATION	M	-	-	-	-	-	-	-	-	-	-	1	-	-	1	-	-	-	-	-	2
		F	1	-	1	-	2	-	1	1	1	-	-	-	-	-	-	-	-	-	-	7
E964	SUBMERSION (DROWNING)	M	1	-	-	-	-	-	-	-	-	-	-	-	-	-	-	-	-	-	-	1
		F	-	-	-	-	-	-	-	-	-	-	-	-	-	-	-	-	-	1	-	1
E965	FIREARMS AND EXPLOSIVES	M	-	-	-	-	2	1	3	4	1	1	1	-	-	1	-	1	-	-	-	15
		F	-	-	-	-	2	-	-	-	3	1	-	-	1	1	-	-	-	-	-	8
E966	CUTTING AND PIERCING INSTRUMENTS	M	-	-	-	-	-	1	6	1	-	4	1	1	2	-	2	-	1	-	-	19
		F	-	-	-	1	-	-	-	-	1	1	1	-	-	-	-	-	-	-	-	4
E968	OTHER AND UNSPECIFIED MEANS	M	-	2	2	-	-	2	-	-	1	-	-	1	1	1	-	-	-	1	-	11
		F	-	2	2	-	-	-	2	3	1	-	-	1	-	2	-	-	-	-	-	13
TOTAL	HOMICIDE AND INJURY PURPOSELY INFLICTED BY OTHERS (E960-E969)	M	1	2	2	-	2	4	9	5	2	5	4	2	4	3	2	1	1	1	-	50
		F	1	2	3	1	4	-	3	4	6	3	1	1	1	3	-	-	-	1	-	34
	LEGAL INTERVENTION (E970-E978)																					
E970	FIREARMS	M	-	-	-	-	-	-	-	-	1	-	-	1	-	-	-	-	-	-	-	2
		F	-	-	-	-	-	-	-	-	-	-	-	-	-	-	-	-	-	-	-	-
TOTAL	LEGAL INTERVENTION (E970-E978)	M	-	-	-	-	-	-	-	-	1	-	-	1	-	-	-	-	-	-	-	2
		F	-	-	-	-	-	-	-	-	-	-	-	-	-	-	-	-	-	-	-	-

NOTE—Cause of death adjustments resulting from medical coder's queries are not reflected in this table. *See* Introduction.

DEATHS BY CAUSE, SEX, AND AGE, ACCORDING TO THE DETAILED LIST, BRITISH COLUMBIA, 1976

Age-Group (Years)

AT. IST.	C A U S E		00 -01	01 -04	05 -09	10 -14	15 -19	20 -24	25 -29	30 -34	35 -39	40 -44	45 -49	50 -54	55 -59	60 -64	65 -69	70 -74	75 -79	80 -84	85+	TOTAL
	INJURY UNDETERMINED WHETHER ACCIDENTALLY OR PURPOSELY INFLICTED (E980-E989)																					
50	POISONING BY SOLID OR LIQUID SUBSTANCES	M	-	-	-	-	1	5	5	3	2	2	4	2	3	2	3	1	-	1	-	34
		F	-	-	-	-	2	1	2	4	4	5	4	4	3	1	3	-	-	-	1	34
50.0	BARBITURIC ACID AND DERIVATIVES	M	-	-	-	-	-	1	-	-	-	1	-	-	-	-	1	-	-	-	-	3
		F	-	-	-	-	-	-	-	1	-	2	-	1	-	-	3	-	-	-	-	7
50.1	SALICYLATES AND CONGENERS	M	-	-	-	-	1	-	-	-	-	-	-	-	-	-	-	-	-	-	-	1
		F	-	-	-	-	-	-	1	-	-	-	1	-	-	-	-	-	-	-	1	3
50.2	PSYCHOTHERAPEUTIC AGENTS	M	-	-	-	-	-	-	-	-	-	-	-	-	-	-	-	-	-	-	-	-
		F	-	-	-	-	-	-	-	-	-	-	-	1	-	-	-	-	-	-	-	1
50.3	OTHER AND UNSPECIFIED DRUGS	M	-	-	-	-	-	3	5	3	2	1	1	1	2	2	1	1	-	-	-	22
		F	-	-	-	-	2	1	1	1	2	3	2	2	1	1	-	-	-	-	-	16
50.9	OTHER AND UNSPECIFIED	M	-	-	-	-	-	1	-	-	-	-	3	1	1	-	1	-	-	1	-	8
		F	-	-	-	-	-	-	-	2	2	-	1	-	2	-	-	-	-	-	-	7
52	POISONING BY OTHER GASES	M	-	-	-	-	-	-	-	-	-	1	-	-	-	-	-	-	-	-	-	1
		F	-	-	-	-	-	1	-	-	-	-	-	-	-	-	-	-	-	-	-	1
54	SUBMERSION (DROWNING)	M	-	-	-	-	-	-	1	2	-	1	-	-	-	-	1	-	-	1	-*	7
		F	-	1	-	1	-	-	-	-	-	-	-	-	-	-	-	-	-	-	-	2
55	FIREARMS AND EXPLOSIVES	M	-	-	-	2	1	2	-	-	-	-	-	-	-	-	-	-	-	-	-	5
		F	-	-	-	-	-	-	-	-	-	-	-	-	-	-	-	-	-	-	-	-
57	FALLING FROM HIGH PLACE	M	-	-	-	-	-	-	-	-	-	-	-	-	-	-	-	-	-	-	-	-
		F	-	-	-	1	-	-	-	-	-	-	-	-	-	-	-	-	-	-	-	1
58	OTHER AND UNSPECIFIED MEANS	M	-	-	-	-	-	-	2	-	-	-	1	-	1	1	-	-	-	-	-	5
		F	-	-	-	-	1	-	-	-	-	-	-	1	-	1	-	-	2	-	-	5
TAL	INJURY RESULTING FROM UNDETERMINED INTENTION (E980-E989)	M	-	-	-	2	2	7	8	5	2	4	5	2	4	3	4	1	-	2	-*	52
		F	-	1	-	2	3	2	2	4	4	5	4	5	3	2	3	-	2	-	1	43
	INJURY RESULTING FROM OPERATIONS OF WAR (E990-E999)																					
99	LATE EFFECT	M	-	-	-	-	-	-	-	-	-	-	-	-	-	-	-	-	-	2	-	2
		F	-	-	-	-	-	-	-	-	-	-	-	-	-	-	-	-	-	-	-	-
TAL	INJURY RESULTING FROM OPERATIONS OF WAR (E990-E999)	M	-	-	-	-	-	-	-	-	-	-	-	-	-	-	-	-	-	2	-	2
		F	-	-	-	-	-	-	-	-	-	-	-	-	-	-	-	-	-	-	-	-
TAL	E XVII. ACCIDENTS, POISONINGS, AND VIOLENCE (E800-E999)	M	11	33	19	38	177	204	146	83	62	97	101	89	83	77	59	47	34	30	44*	1436
		F	6	19	16	12	60	53	32	41	34	35	31	32	42	33	29	30	30	35	65	635
	TOTAL ALL CAUSES	M	292	60	38	53	213	232	177	140	132	231	350	488	680	1068	1153	1351	1327	1197	1762*	10947
		F	203	49	27	28	82	72	50	84	84	103	186	293	389	563	658	734	978	1098	2160	7841
		T	495	109	65	81	295	304	227	224	216	334	536	781	1069	1631	1811	2085	2305	2295	3922*	18788
	N XVII. ACCIDENTS, POISONINGS, AND VIOLENCE (N800-N999)																					
	FRACTURES OF SKULL, SPINE, AND TRUNK (N800-N809)																					
00	FRACTURE OF VAULT OF SKULL	M	-	1	-	-	1	2	-	-	-	-	1	-	-	-	1	1	-	-	-	7
		F	-	-	-	-	-	-	-	-	-	-	-	-	-	-	-	-	-	-	-	-
00.0	CLOSED	M	-	1	-	-	1	2	-	-	-	-	1	-	-	-	1	1	-	-	-	7
		F	-	-	-	-	-	-	-	-	-	-	-	-	-	-	-	-	-	-	-	-
01	FRACTURE OF BASE OF SKULL	M	-	-	-	-	9	7	3	1	1	-	-	2	-	1	-	-	-	1	-	25
		F	-	-	-	1	4	2	3	-	-	-	-	-	-	-	-	-	1	-	1	12
01.0	CLOSED	M	-	-	-	-	8	6	3	1	1	-	-	2	-	1	-	-	-	1	-	23
		F	-	-	-	1	4	2	3	-	-	-	-	-	-	-	-	-	1	-	1	12
01.1	OPEN	M	-	-	-	-	1	1	-	-	-	-	-	-	-	-	-	-	-	-	-	2
		F	-	-	-	-	-	-	-	-	-	-	-	-	-	-	-	-	-	-	-	-
02	FRACTURE OF FACE BONES	M	-	-	-	-	-	-	-	-	-	-	-	-	1	-	-	-	-	-	-	1
		F	-	-	-	-	-	-	-	-	-	-	-	-	1	1	-	1	-	-	-	3
02.0	NASAL BONES, CLOSED	M	-	-	-	-	-	-	-	-	-	-	-	-	-	-	-	-	-	-	-	-
		F	-	-	-	-	-	-	-	-	-	-	-	-	1	-	-	1	-	-	-	2
02.4	OTHER, CLOSED	M	-	-	-	-	-	-	-	-	-	-	-	-	1	-	-	-	-	-	-	1

NOTE—Cause of death adjustments resulting from medical coder's queries are not reflected in this table. *See* Introduction.

DEATHS BY CAUSE, SEX, AND AGE, ACCORDING TO THE DETAILED LIST, BRITISH COLUMBIA, 1976

Age-Group (Years)

INT. LIST.	CAUSE		00 -01	01 -04	05 -09	10 -14	15 -19	20 -24	25 -29	30 -34	35 -39	40 -44	45 -49	50 -54	55 -59	60 -64	65 -69	70 -74	75 -79	80 -84	85+	TOTAL
		F	-	-	-	-	-	-	-	-	-	-	-	-	-	1	-	-	-	-	-	1
N803	OTHER AND UNQUALIFIED SKULL FRACTURES	M	1	5	3	6	24	29	20	5	7	8	5	5	7	6	3	5	2	2	-	143
		F	2	4	1	2	6	7	3	3	1	2	-	1	2	3	1	2	1	1	-	42
N803.0	CLOSED	M	1	5	2	2	22	24	16	4	5	5	4	3	6	3	3	3	1	2	-	111
		F	2	4	1	2	6	5	3	3	1	1	-	1	2	3	1	2	1	1	-	39
N803.1	OPEN	M	-	-	1	4	2	5	4	1	2	3	1	2	1	2	-	2	-	-	-	30
		F	-	-	-	-	-	1	-	-	-	1	-	-	-	-	-	-	-	-	-	2
N803.9	LATE EFFECT	M	-	-	-	-	-	-	-	-	-	-	-	-	-	1	-	-	1	-	-	2
		F	-	-	-	-	-	1	-	-	-	-	-	-	-	-	-	-	-	-	-	1
N804	FRACTURE SKULL OR FACE WITH OTHER BONES	M	1	1	3	2	12	9	7	3	3	3	8	3	2	2	4	2	1	1	2	69
		F	-	-	1	3	3	5	-	2	-	4	1	-	1	-	1	1	1	1	1	25
N804.0	CLOSED	M	1	1	3	2	10	8	6	3	3	3	7	3	1	2	4	2	1	1	2	63
		F	-	-	1	2	2	5	-	2	-	3	1	-	1	-	1	1	1	1	1	22
N804.1	OPEN	M	-	-	-	-	2	1	1	-	-	-	1	-	1	-	-	-	-	-	-	6
		F	-	-	-	1	1	-	-	-	-	1	-	-	-	-	-	-	-	-	-	3
N805	FRACTURE SPINE WITHOUT CORD LESION	M	-	-	-	1	3	-	2	2	-	1	-	-	1	1	-	1	-	2	-	14
		F	-	-	2	-	1	2	-	-	1	-	-	-	-	-	-	2	-	1	3	12
N805.0	CERVICAL, CLOSED	M	-	-	-	1	3	-	1	1	-	-	-	-	1	-	-	1	-	2	-	10
		F	-	-	2	-	1	1	-	-	1	-	-	-	-	-	-	2	-	-	1	8
N805.2	DORSAL AND LUMBAR, CLOSED	M	-	-	-	-	-	-	1	-	-	1	-	-	-	1	-	-	-	-	-	3
		F	-	-	-	-	-	-	-	-	-	-	-	-	-	-	-	-	-	1	2	3
N805.6	UNSPECIFIED, CLOSED	M	-	-	-	-	-	-	-	1	-	-	-	-	-	-	-	-	-	-	-	1
		F	-	-	-	-	-	-	-	-	-	-	-	-	-	-	-	-	-	-	-	-
N805.7	UNSPECIFIED, OPEN	M	-	-	-	-	-	-	-	-	-	-	-	-	-	-	-	-	-	-	-	-
		F	-	-	-	-	-	1	-	-	-	-	-	-	-	-	-	-	-	-	-	1
N806	FRACTURE SPINE WITH CORD LESION	M	-	-	-	-	3	1	1	1	1	-	1	-	1	-	1	3	-	-	-	13
		F	-	-	-	-	-	1	1	-	1	-	-	-	-	-	-	-	-	-	-	3
N806.0	CERVICAL, CLOSED	M	-	-	-	-	3	1	1	1	1	-	1	-	-	-	-	2	-	-	-	10
		F	-	-	-	-	-	1	1	-	-	-	-	-	-	-	-	-	-	-	-	2
N806.1	CERVICAL, OPEN	M	-	-	-	-	-	-	-	-	-	-	-	-	-	-	1	-	-	-	-	1
		F	-	-	-	-	-	-	-	-	1	-	-	-	-	-	-	-	-	-	-	1
N806.2	DORSAL AND LUMBAR, CLOSED	M	-	-	-	-	-	-	-	-	-	-	-	-	-	-	-	1	-	-	-	1
		F	-	-	-	-	-	-	-	-	-	-	-	-	-	-	-	-	-	-	-	-
N806.6	UNSPECIFIED, CLOSED	M	-	-	-	-	-	-	-	-	-	-	-	-	1	-	-	-	-	-	-	1
		F	-	-	-	-	-	-	-	-	-	-	-	-	-	-	-	-	-	-	-	-
N807	FRACTURE OF RIB(S), STERNUM, LARYNX	M	-	-	-	-	-	-	-	-	-	1	-	-	-	-	1	3	2	2	1	10
		F	-	-	-	-	1	-	-	-	-	-	1	-	-	-	-	-	-	1	1	4
N807.0	RIB(S), CLOSED	M	-	-	-	-	-	-	-	-	-	1	-	-	-	-	1	3	2	2	1	10
		F	-	-	-	-	-	-	-	-	-	-	1	-	-	-	-	-	-	1	1	3
N807.4	LARYNX, CLOSED	M	-	-	-	-	-	-	-	-	-	-	-	-	-	-	-	-	-	-	-	-
		F	-	-	-	-	1	-	-	-	-	-	-	-	-	-	-	-	-	-	-	1
N808	FRACTURE OF PELVIS	M	-	-	-	-	-	-	-	-	-	-	-	1	1	-	-	-	-	1	-	3
		F	-	-	-	-	-	-	-	-	-	-	-	1	-	-	-	1	2	3	7	14
N808.0	CLOSED	M	-	-	-	-	-	-	-	-	-	-	-	1	1	-	-	-	-	1	-	3
		F	-	-	-	-	-	-	-	-	-	-	-	1	-	-	-	1	2	3	7	14
N809	MULTIPLE FRACTURES OF TRUNK	M	-	-	-	-	1	1	-	2	-	1	-	-	-	1	-	-	-	-	-	6
		F	-	-	-	-	-	-	-	-	2	-	-	-	-	-	-	1	2	1	-	6
N809.0	CLOSED	M	-	-	-	-	1	1	-	1	-	-	-	-	-	1	-	-	-	-	-	4
		F	-	-	-	-	-	-	-	-	2	-	-	-	-	-	-	1	2	1	-	6
N809.1	OPEN	M	-	-	-	-	-	-	-	1	-	1	-	-	-	-	-	-	-	-	-	2
		F	-	-	-	-	-	-	-	-	-	-	-	-	-	-	-	-	-	-	-	-
TOTAL	FRACTURE OF SKULL, SPINE, AND TRUNK	M	2	7	6	9	53	49	33	14	12	14	15	11	13	11	10	15	5	9	3	291

NOTE—Cause of death adjustments resulting from medical coder's queries are not reflected in this table. *See* Introduction.

DEATHS BY CAUSE, SEX, AND AGE, ACCORDING TO THE DETAILED LIST, BRITISH COLUMBIA, 1976

INT. LIST.	CAUSE		Age-Group (Years) 00 -01	01 -04	05 -09	10 -14	15 -19	20 -24	25 -29	30 -34	35 -39	40 -44	45 -49	50 -54	55 -59	60 -64	65 -69	70 -74	75 -79	80 -84	85+	TOTAL
	(N800-N809)	F	2	4	4	6	15	17	7	5	5	6	2	2	4	4	2	8	7	8	13	121
	FRACTURE OF UPPER LIMB (N810-N819)																					
812	FRACTURE OF HUMERUS	M	-	-	-	-	-	-	-	-	-	-	-	-	-	1	-	-	-	-	-	1
		F	-	-	-	-	-	-	-	-	-	-	-	-	-	-	-	-	1	-	-	1
812.2	SHAFT OR UNSPECIFIED PART, CLOSED	M	-	-	-	-	-	-	-	-	-	-	-	-	-	1	-	-	-	-	-	1
		F	-	-	-	-	-	-	-	-	-	-	-	-	-	-	-	-	1	-	-	1
818	OTHER AND MULTIPLE, UPPER LIMB	M	-	-	-	-	-	-	-	-	-	-	-	-	-	-	-	-	-	-	-	-
		F	-	-	-	-	-	-	-	-	-	-	-	-	-	-	-	-	-	-	1	1
818.0	CLOSED	M	-	-	-	-	-	-	-	-	-	-	-	-	-	-	-	-	-	-	-	-
		F	-	-	-	-	-	-	-	-	-	-	-	-	-	-	-	-	-	-	1	1
819	MULTIPLES: UPPER LIMBS, RIB(S)	M	-	-	-	-	-	-	-	-	1	-	-	-	-	-	-	-	-	-	-	1
		F	-	-	-	-	-	-	-	-	-	-	-	-	-	-	-	-	-	-	-	-
819.1	OPEN	M	-	-	-	-	-	-	-	-	1	-	-	-	-	-	-	-	-	-	-	1
		F	-	-	-	-	-	-	-	-	-	-	-	-	-	-	-	-	-	-	-	-
OTAL	FRACTURE OF UPPER LIMB (N810-N819)	M	-	-	-	-	-	-	-	-	1	-	-	-	-	1	-	-	-	-	-	2
		F	-	-	-	-	-	-	-	-	-	-	-	-	-	-	-	-	1	-	1	2
	FRACTURE OF LOWER LIMB (N820-N829)																					
820	FRACTURE OF NECK OF FEMUR	M	-	-	-	-	-	-	-	-	-	-	-	-	2	1	2	2	9	6	26	48
		F	-	-	-	-	-	-	-	-	-	-	-	-	1	-	2	2	6	16	35	62
820.2	INTERTROCHANTERIC SECTION, CLOSED	M	-	-	-	-	-	-	-	-	-	-	-	-	-	-	-	-	1	1	2	4
		F	-	-	-	-	-	-	-	-	-	-	-	-	-	-	-	1	-	-	1	2
820.4	OTHER AND UNSPECIFIED PART, CLOSED	M	-	-	-	-	-	-	-	-	-	-	-	-	2	1	2	2	8	5	23	43
		F	-	-	-	-	-	-	-	-	-	-	-	-	1	-	2	1	6	16	33	59
820.9	LATE EFFECT, ANY PART	M	-	-	-	-	-	-	-	-	-	-	-	-	-	-	-	-	-	-	1	1
		F	-	-	-	-	-	-	-	-	-	-	-	-	-	-	-	-	-	-	1	1
821	FRACTURE OF FEMUR, PARTS OTHER AND NOS	M	-	-	-	-	-	-	-	-	-	-	-	-	-	-	1	-	2	1	4	8
		F	-	-	-	-	-	-	-	-	-	-	-	-	-	-	-	-	1	-	5	6
821.0	SHAFT OR UNSPECIFIED PART, CLOSED	M	-	-	-	-	-	-	-	-	-	-	-	-	-	-	1	-	2	1	3	7
		F	-	-	-	-	-	-	-	-	-	-	-	-	-	-	-	-	1	-	4	5
821.2	LOWER END, CLOSED	M	-	-	-	-	-	-	-	-	-	-	-	-	-	-	-	-	-	-	-	-
		F	-	-	-	-	-	-	-	-	-	-	-	-	-	-	-	-	-	-	1	1
821.9	LATE EFFECT, EITHER PART	M	-	-	-	-	-	-	-	-	-	-	-	-	-	-	-	-	-	-	1	1
		F	-	-	-	-	-	-	-	-	-	-	-	-	-	-	-	-	-	-	-	-
823	FRACTURE OF TIBIA AND FIBULA	M	-	-	-	-	-	-	-	-	-	-	-	-	-	-	1	-	1	-	-	2
		F	-	-	-	-	-	-	-	-	-	-	-	-	-	-	-	-	-	-	-	-
823.0	UPPER END OR UNSPECIFIED PART, CLOSED	M	-	-	-	-	-	-	-	-	-	-	-	-	-	-	1	-	-	-	-	1
		F	-	-	-	-	-	-	-	-	-	-	-	-	-	-	-	-	-	-	-	-
823.2	SHAFT, CLOSED	M	-	-	-	-	-	-	-	-	-	-	-	-	-	-	-	-	1	-	-	1
		F	-	-	-	-	-	-	-	-	-	-	-	-	-	-	-	-	-	-	-	-
824	FRACTURE OF ANKLE	M	-	-	-	-	-	-	-	-	-	-	-	1	-	-	-	-	-	-	-	1
		F	-	-	-	-	-	-	-	-	-	-	-	-	-	1	-	-	-	-	1	2
824.0	CLOSED	M	-	-	-	-	-	-	-	-	-	-	-	1	-	-	-	-	-	-	-	1
		F	-	-	-	-	-	-	-	-	-	-	-	-	-	1	-	-	-	-	1	2
827	OTHER AND MULTIPLE, LOWER LIMB	M	-	-	-	-	-	-	-	-	-	-	-	-	-	-	-	1	-	-	1	2
		F	-	-	-	-	-	-	-	-	-	-	-	-	-	-	-	-	-	-	-	-
827.0	CLOSED	M	-	-	-	-	-	-	-	-	-	-	-	-	-	-	-	1	-	-	1	2
		F	-	-	-	-	-	-	-	-	-	-	-	-	-	-	-	-	-	-	-	-
828	MULTIPLES: LOWER, UPPER, RIBS, STERNUM	M	-	-	-	-	-	1	-	-	-	-	-	-	-	-	-	-	-	-	-	1
		F	-	-	-	-	-	-	-	-	-	-	-	-	-	-	-	-	1	-	2	3
828.0	CLOSED	M	-	-	-	-	-	-	-	-	-	-	-	-	-	-	-	-	-	-	-	-
		F	-	-	-	-	-	-	-	-	-	-	-	-	-	-	-	-	1	-	2	3

NOTE—Cause of death adjustments resulting from medical coder's queries are not reflected in this table. *See* Introduction.

DEATHS BY CAUSE, SEX, AND AGE, ACCORDING TO THE DETAILED LIST, BRITISH COLUMBIA, 1976

Age-Group (Years)

INT. LIST.	CAUSE		00 -01	01 -04	05 -09	10 -14	15 -19	20 -24	25 -29	30 -34	35 -39	40 -44	45 -49	50 -54	55 -59	60 -64	65 -69	70 -74	75 -79	80 -84	85+	TOTAL
N828.1	OPEN	M	-	-	-	-	-	1	-	-	-	-	-	-	-	-	-	-	-	-	-	1
		F	-	-	-	-	-	-	-	-	-	-	-	-	-	-	-	-	-	-	-	-
N829	FRACTURE OF UNSPECIFIED BONES	M	-	-	-	-	-	-	-	-	-	1	-	-	-	-	-	-	-	-	1	2
		F	-	-	-	-	-	-	-	-	-	-	-	-	-	-	1	-	1	-	-	2
N829.0	CLOSED	M	-	-	-	-	-	-	-	-	-	1	-	-	-	-	-	-	-	-	1	2
		F	-	-	-	-	-	-	-	-	-	-	-	-	-	-	-	-	1	-	-	1
N829.1	OPEN	M	-	-	-	-	-	-	-	-	-	-	-	-	-	-	-	-	-	-	-	-
		F	-	-	-	-	-	-	-	-	-	-	-	-	-	-	1	-	-	-	-	1
TOTAL	FRACTURE OF LOWER LIMB (N820-N829)	M	-	-	-	-	-	1	-	-	-	1	-	1	2	1	4	3	12	7	32	64
		F	-	-	-	-	-	-	-	-	-	-	-	-	1	1	3	2	9	16	43	75
	DISLOCATION WITHOUT FRACTURE (N830-N839)																					
N835	DISLOCATION OF HIP	M	-	-	-	-	-	-	-	-	-	-	-	-	-	-	-	1	-	-	-	1
		F	-	-	-	-	-	-	-	-	-	-	-	-	-	-	-	-	-	-	-	-
N835.0	SIMPLE	M	-	-	-	-	-	-	-	-	-	-	-	-	-	-	-	1	-	-	-	1
		F	-	-	-	-	-	-	-	-	-	-	-	-	-	-	-	-	-	-	-	-
N839	OTHER, MULTIPLE, AND ILL-DEFINED	M	-	-	-	-	-	-	1	-	-	1	-	-	-	-	-	-	-	-	-	2
		F	-	-	-	-	-	-	-	-	-	-	-	1	-	-	-	-	-	-	-	1
N839.0	CERVICAL VERTEBRA, SIMPLE	M	-	-	-	-	-	-	1	-	-	-	-	-	-	-	-	-	-	-	-	1
		F	-	-	-	-	-	-	-	-	-	-	-	1	-	-	-	-	-	-	-	1
N839.5	OTHER LOCATION, SIMPLE	M	-	-	-	-	-	-	-	-	-	1	-	-	-	-	-	-	-	-	-	1
		F	-	-	-	-	-	-	-	-	-	-	-	-	-	-	-	-	-	-	-	-
TOTAL	DISLOCATION WITHOUT FRACTURE (N830-N839)	M	-	-	-	-	-	-	1	-	-	1	-	-	-	-	-	1	-	-	-	3
		F	-	-	-	-	-	-	-	-	-	-	-	1	-	-	-	-	-	-	-	1
	INTRACRANIAL INJURY (EXCLUDING THOSE WITH SKULL FRACTURE) (N850-N854)																					
N850	CONCUSSION	M	-	-	-	-	1	1	-	1	-	-	-	-	-	-	-	-	-	-	-	3
		F	-	-	-	-	-	1	-	-	-	-	-	-	-	-	-	-	-	-	-	1
N850.0	CURRENT OR UNSPECIFIED	M	-	-	-	-	1	1	-	1	-	-	-	-	-	-	-	-	-	-	-	3
		F	-	-	-	-	-	1	-	-	-	-	-	-	-	-	-	-	-	-	-	1
N851	CEREBRAL LACERATION AND CONTUSION	M	-	-	-	-	19	20	12	7	6	8	12	9	9	7	2	4	3	-	-	118
		F	-	1	2	-	4	1	1	2	-	2	2	1	-	2	3	-	1	1	1	24
N851.0	WITHOUT OPEN INTRACRANIAL WOUND	M	-	-	-	-	5	5	1	1	-	1	-	-	1	-	1	-	-	-	-	15
		F	-	1	1	-	2	-	-	-	-	-	2	-	-	-	3	-	1	1	1	12
N851.1	WITH OPEN INTRACRANIAL WOUND	M	-	-	-	-	14	15	11	6	6	7	12	9	8	7	1	4	3	-	-	103
		F	-	-	1	-	2	1	1	2	-	2	-	1	-	2	-	-	-	-	-	12
N852	SUBARACHNOID, SUBDURAL HEMMORHAGE	M	-	1	-	1	2	3	1	1	-	2	4	2	1	3	3	3	1	3	-	31
		F	-	4	1	-	-	2	2	-	-	2	-	1	-	-	3	-	1	-	-	16
N852.0	WITHOUT OPEN INTRACRANIAL WOUND	M	-	1	-	1	2	3	1	1	-	2	4	2	1	3	3	3	1	3	-	31
		F	-	4	1	-	-	2	2	-	-	2	-	1	-	-	3	-	1	-	-	16
N853	INTRACRANIAL HEMORRHAGE, OTHER AND NOS	M	-	-	-	-	-	2	-	1	1	-	1	-	-	1	2	-	-	-	1	9
		F	-	-	-	-	-	-	-	1	-	-	-	-	-	-	-	-	-	1	-	2
N853.0	WITHOUT OPEN INTRACRANIAL WOUND	M	-	-	-	-	-	2	-	1	1	-	1	-	-	1	2	-	-	-	1	9
		F	-	-	-	-	-	-	-	1	-	-	-	-	-	-	-	-	-	1	-	2
N854	INTRACRANIAL INJURY, OTHER AND NOS	M	-	-	-	2	9	13	3	4	1	3	-	3	1	2	1	-	-	-	-	42
		F	-	1	-	-	5	1	1	1	-	-	-	-	-	1	1	1	-	-	1	13
N854.0	WITHOUT OPEN INTRACRANIAL WOUND	M	-	-	-	2	9	12	3	3	1	2	-	2	1	2	-	-	-	-	-	37
		F	-	1	-	-	5	1	1	1	-	-	-	-	-	1	-	-	-	-	1	11
N854.1	WITH OPEN INTRACRANIAL WOUND	M	-	-	-	-	-	1	-	-	-	1	-	1	-	-	-	-	-	-	-	3
		F	-	-	-	-	-	-	-	-	-	-	-	-	-	-	-	-	-	-	-	-
N854.9	LATE EFFECT	M	-	-	-	-	-	-	-	1	-	-	-	-	-	-	1	-	-	-	-	2
		F	-	-	-	-	-	-	-	-	-	-	-	-	-	-	1	1	-	-	-	2
TOTAL	INTRACRANIAL INJURY (EXCLUDING THOSE	M	-	1	-	3	31	39	16	14	8	13	17	14	11	13	8	7	4	3	1	203

NOTE—Cause of death adjustments resulting from medical coder's queries are not reflected in this table. *See* Introduction.

DEATHS BY CAUSE, SEX, AND AGE, ACCORDING TO THE DETAILED LIST, BRITISH COLUMBIA, 1976

Age-Group (Years)

INT. LIST.	CAUSE		00 -01	01 -04	05 -09	10 -14	15 -19	20 -24	25 -29	30 -34	35 -39	40 -44	45 -49	50 -54	55 -59	60 -64	65 -69	70 -74	75 -79	80 -84	85+	TOTAL
	WITH SKULL FRACTURE) (N850-N854)	F	-	6	3	-	9	5	4	4	-	4	2	2	-	3	7	1	2	2	2	56
	INTERNAL INJURY OF CHEST, ABDOMEN, AND PELVIS (N860-N869)																					
60	TRAUMATIC PNEUMOTHORAX AND HEMOTHORAX	M	-	-	-	-	-	1	-	-	-	-	-	-	-	1	-	-	-	-	-	2
		F	-	-	-	-	-	-	-	-	-	-	-	1	-	1	-	-	-	-	-	2
60.0	WITHOUT OPEN WOUND	M	-	-	-	-	-	1	-	-	-	-	-	-	-	1	-	-	-	-	-	2
		F	-	-	-	-	-	-	-	-	-	-	-	1	-	1	-	-	-	-	-	2
61	INJURY TO HEART AND LUNG	M	-	1	-	-	12	12	5	4	1	4	5	4	-	1	3	2	-	-	1	55
		F	-	-	-	-	2	1	-	-	3	2	-	1	-	-	-	-	-	-	-	9
61.0	HEART WITHOUT OPEN WOUND	M	-	1	-	-	4	3	1	1	1	2	1	1	-	-	2	-	-	-	-	17
		F	-	-	-	-	-	-	-	-	1	-	-	-	-	-	-	-	-	-	-	1
61.1	HEART WITH OPEN WOUND	M	-	-	-	-	2	2	1	1	-	1	2	1	-	1	-	-	-	-	-	11
		F	-	-	-	-	1	-	-	-	2	-	-	-	-	-	-	-	-	-	-	3
61.2	LUNG WITHOUT OPEN WOUND	M	-	-	-	-	5	6	1	1	-	1	1	2	-	-	1	2	-	-	1	21
		F	-	-	-	-	1	1	-	-	-	2	-	1	-	-	-	-	-	-	-	5
61.3	LUNG WITH OPEN WOUND	M	-	-	-	-	1	1	2	1	-	-	1	-	-	-	-	-	-	-	-	6
		F	-	-	-	-	-	-	-	-	-	-	-	-	-	-	-	-	-	-	-	-
62	INTRATHORACIC INJURY, OTHER AND NOS	M	-	2	1	7	11	12	22	5	9	3	6	7	2	6	4	2	2	1	-	102
		F	-	-	-	-	4	3	1	1	2	1	3	2	2	-	-	2	1	-	-	22
62.0	WITHOUT OPEN WOUND	M	-	2	1	5	10	9	13	3	7	2	4	4	2	5	4	1	2	1	-	75
		F	-	-	-	-	3	3	1	1	1	-	2	2	2	-	-	2	1	-	-	18
62.1	WITH OPEN WOUND	M	-	-	-	2	1	3	9	2	2	1	2	3	-	1	-	1	-	-	-	27
		F	-	-	-	-	1	-	-	-	1	1	1	-	-	-	-	-	-	-	-	4
63	INJURY TO GASTRO-INTESTINAL TRACT	M	-	-	1	-	-	-	-	-	1	-	-	-	1	-	1	-	-	1	-	5
		F	-	-	-	-	-	-	-	-	-	-	-	-	-	-	-	-	-	-	-	-
63.0	WITHOUT OPEN WOUND	M	-	-	1	-	-	-	-	-	1	-	-	-	1	-	1	-	-	1	-	5
		F	-	-	-	-	-	-	-	-	-	-	-	-	-	-	-	-	-	-	-	-
64	INJURY TO LIVER	M	-	1	-	-	-	1	-	1	1	-	-	-	-	-	-	-	-	-	-	4
		F	-	-	-	-	3	-	-	-	1	-	-	-	-	-	-	-	-	-	-	4
64.0	WITHOUT OPEN WOUND	M	-	1	-	-	-	1	-	1	1	-	-	-	-	-	-	-	-	-	-	4
		F	-	-	-	-	3	-	-	-	-	-	-	-	-	-	-	-	-	-	-	3
64.1	WITH OPEN WOUND	M	-	-	-	-	-	-	-	-	-	-	-	-	-	-	-	-	-	-	-	-
		F	-	-	-	-	-	-	-	-	1	-	-	-	-	-	-	-	-	-	-	1
65	INJURY TO SPLEEN	M	-	-	-	-	2	-	1	-	-	-	-	-	-	-	-	-	-	-	-	3
		F	-	-	-	-	-	1	-	-	-	1	-	-	-	-	1	-	-	-	-	3
65.0	WITHOUT OPEN WOUND	M	-	-	-	-	2	-	1	-	-	-	-	-	-	-	-	-	-	-	-	3
		F	-	-	-	-	-	1	-	-	-	1	-	-	-	-	1	-	-	-	-	3
66	INJURY TO KIDNEY	M	-	-	-	-	-	1	-	-	-	-	-	-	-	-	-	-	-	-	-	1
		F	-	-	-	-	-	-	-	-	-	-	-	-	-	-	-	-	-	-	-	-
66.0	WITHOUT OPEN WOUND	M	-	-	-	-	-	1	-	-	-	-	-	-	-	-	-	-	-	-	-	1
		F	-	-	-	-	-	-	-	-	-	-	-	-	-	-	-	-	-	-	-	-
67	INJURY TO PELVIC ORGANS	M	-	-	-	-	-	-	-	-	1	-	-	-	1	-	-	-	-	-	1	3
		F	-	-	-	-	-	-	-	-	-	-	-	-	-	-	-	-	-	-	-	-
67.0	WITHOUT OPEN WOUND	M	-	-	-	-	-	-	-	-	1	-	-	-	1	-	-	-	-	-	1	3
		F	-	-	-	-	-	-	-	-	-	-	-	-	-	-	-	-	-	-	-	-
	INTRA-ABDOMINAL INJURY, OTHER AND NOS	M	-	-	-	1	7	4	1	-	-	1	2	1	1	1	2	1	-	-	-	22
		F	-	-	-	-	1	2	1	-	2	2	-	-	1	-	1	-	1	-	-	11
.0	WITHOUT OPEN WOUND	M	-	-	-	-	4	3	1	-	-	1	1	1	1	1	1	1	-	-	-	15
		F	-	-	-	-	1	-	1	-	1	2	-	-	1	-	1	-	1	-	-	8
.1	WITH OPEN WOUND	M	-	-	-	1	3	1	-	-	-	-	1	-	-	-	1	-	-	-	-	7
		F	-	-	-	-	-	2	-	-	1	-	-	-	-	-	-	-	-	-	-	3
	INJURY NOS, OR INSIDE THORAX AND ABDOMEN	M	-	-	1	1	24	23	11	7	3	9	5	9	4	8	1	2	1	2	1	112

NOTE—Cause of death adjustments resulting from medical coder's queries are not reflected in this table. *See* Introduction.

DEATHS BY CAUSE, SEX, AND AGE, ACCORDING TO THE DETAILED LIST, BRITISH COLUMBIA, 1976

Age-Group (Years)

INT. LIST.	C A U S E		00 -01	01 -04	05 -09	10 -14	15 -19	20 -24	25 -29	30 -34	35 -39	40 -44	45 -49	50 -54	55 -59	60 -64	65 -69	70 -74	75 -79	80 -84	85+	TOTAL
		F	-	-	2	2	11	3	2	2	-	2	3	3	5	5	1	-	-	3	-	44
N869.0	WITHOUT OPEN WOUND	M	-	-	1	1	24	22	10	5	2	6	5	7	4	6	1	1	1	2	1	99
		F	-	-	2	1	11	3	2	1	-	2	3	3	5	5	1	-	-	3	-	42
N869.1	WITH OPEN WOUND	M	-	-	-	-	-	1	1	2	1	3	-	2	-	2	-	1	-	-	-	13
		F	-	-	-	1	-	-	-	1	-	-	-	-	-	-	-	-	-	-	-	2
TOTAL	INTERNAL INJURY OF CHEST, ABDOMEN, AND PELVIS (N860-N869)	M	-	4	3	9	56	54	40	17	16	17	18	21	9	17	11	7	3	4	3	309
		F	-	-	2	2	21	10	4	3	8	8	6	7	8	6	3	2	2	3	-	95
	LACERATION AND OPEN WOUND OF HEAD, NECK AND TRUNK (N870-N879)																					
N873	LACERATION OF HEAD, OTHER AND NOS	M	-	-	-	-	-	-	-	-	-	-	-	-	-	-	-	-	-	-	-	-
		F	-	-	-	-	-	-	-	-	-	-	-	-	-	-	-	-	-	-	1	1
N873.7	OTHER FACE WITHOUT COMPLICATION	M	-	-	-	-	-	-	-	-	-	-	-	-	-	-	-	-	-	-	-	-
		F	-	-	-	-	-	-	-	-	-	-	-	-	-	-	-	-	-	-	1	1
N874	OPEN WOUND OF NECK	M	-	-	-	-	-	-	1	-	-	-	1	-	-	-	1	-	-	-	-	2
		F	-	-	-	-	-	-	-	-	-	-	-	-	1	-	-	-	-	-	-	1
N874.0	WITHOUT COMPLICATION	M	-	-	-	-	-	-	1	-	-	-	1	-	-	-	1	-	-	-	-	2
		F	-	-	-	-	-	-	-	-	-	-	-	-	1	-	-	-	-	-	-	1
TOTAL	LACERATION AND OPEN WOUND OF HEAD, NECK AND TRUNK (N870-N879)	M	-	-	-	-	-	-	1	-	-	-	1	-	-	-	1	-	-	-	-	2
		F	-	-	-	-	-	-	-	-	-	-	-	-	1	-	-	-	-	-	1	2
	LACERATION AND OPEN WOUND OF UPPER LIMB (N880-N887)																					
N887	TRAUMATIC AMPUTATION, ARM AND HAND	M	-	-	-	-	-	-	-	-	-	-	-	1	-	-	-	-	-	-	-	-
		F	-	-	-	-	-	-	-	-	-	-	-	-	-	-	-	-	-	-	-	-
N887.0	WITHOUT COMPLICATION	M	-	-	-	-	-	-	-	-	-	-	-	1	-	-	-	-	-	-	-	-
		F	-	-	-	-	-	-	-	-	-	-	-	-	-	-	-	-	-	-	-	-
TOTAL	LACERATION AND OPEN WOUND OF UPPER LIMB (N880-N887)	M	-	-	-	-	-	-	-	-	-	-	-	1	-	-	-	-	-	-	-	-
		F	-	-	-	-	-	-	-	-	-	-	-	-	-	-	-	-	-	-	-	-
	LACERATION AND OPEN WOUND OF LOWER LIMB (N890-N897)																					
N890	HIP AND THIGH	M	-	-	-	-	-	-	1	-	-	-	-	-	-	-	-	-	-	-	-	-
		F	-	-	-	-	-	-	-	-	-	-	-	-	-	-	-	-	-	-	-	-
N890.0	WITHOUT COMPLICATION	M	-	-	-	-	-	-	1	-	-	-	-	-	-	-	-	-	-	-	-	-
		F	-	-	-	-	-	-	-	-	-	-	-	-	-	-	-	-	-	-	-	-
TOTAL	LACERATION AND OPEN WOUND OF LOWER LIMB (N890-N897)	M	-	-	-	-	-	-	1	-	-	-	-	-	-	-	-	-	-	-	-	-
		F	-	-	-	-	-	-	-	-	-	-	-	-	-	-	-	-	-	-	-	-
	LACERATION AND OPEN WOUND OF MULTIPLE LOCATION (N900-N907)																					
N907	OTHER AND UNSPECIFIED LOCATION	M	-	-	-	-	-	2	1	-	-	3	-	-	2	1	1	-	1	-	-	11
		F	-	-	-	-	-	-	-	-	-	-	-	-	-	-	-	-	-	-	-	-
N907.0	WITHOUT COMPLICATION	M	-	-	-	-	-	2	1	-	-	3	-	-	2	1	1	-	1	-	-	11
		F	-	-	-	-	-	-	-	-	-	-	-	-	-	-	-	-	-	-	-	-
TOTAL	LACERATION AND OPEN WOUND OF MULTIPLE LOCATION (N900-N907)	M	-	-	-	-	-	2	1	-	-	3	-	-	2	1	1	-	1	-	-	11
		F	-	-	-	-	-	-	-	-	-	-	-	-	-	-	-	-	-	-	-	-
	CONTUSION AND CRUSHING WITH INTACT SKIN SURFACE (N920-N929)																					
N920	FACE, SCALP, AND NECK, EXCEPT EYE(S)	M	-	-	-	-	-	-	-	-	-	-	-	-	-	-	1	-	-	-	-	1
		F	-	-	-	-	-	-	-	-	-	-	-	-	-	-	-	-	-	-	-	-
N920.0	CURRENT INJURY	M	-	-	-	-	-	-	-	-	-	-	-	-	-	-	1	-	-	-	-	1
		F	-	-	-	-	-	-	-	-	-	-	-	-	-	-	-	-	-	-	-	-
TOTAL	CONTUSION AND CRUSHING WITH INTACT SKIN SURFACE (N920-N929)	M	-	-	-	-	-	-	-	-	-	-	-	-	-	-	1	-	-	-	-	1
		F	-	-	-	-	-	-	-	-	-	-	-	-	-	-	-	-	-	-	-	-
	EFFECTS OF FOREIGN BODY ENTERING THROUGH ORIFICE (N930-N939)																					
N933	PHARYNX AND LARYNX	M	4	-	-	-	1	1	2	-	-	-	1	2	2	1	1	2	-	-	-	17
		F	2	-	-	-	1	1	1	1	-	1	-	-	-	-	1	2	2	-	1	14

NOTE—Cause of death adjustments resulting from medical coder's queries are not reflected in this table. *See* Introduction.

DEATHS BY CAUSE, SEX, AND AGE, ACCORDING TO THE DETAILED LIST, BRITISH COLUMBIA, 1976

Age-Group (Years)

INT. LIST.	C A U S E		00 -01	01 -04	05 -09	10 -14	15 -19	20 -24	25 -29	30 -34	35 -39	40 -44	45 -49	50 -54	55 -59	60 -64	65 -69	70 -74	75 -79	80 -84	85+	TOTAL
1934	BRONCHUS AND LUNG	M	-	-	-	-	-	-	-	-	-	-	-	-	-	-	-	1	-	-	-	1
		F	-	-	-	-	-	-	-	-	-	-	-	-	-	-	-	-	-	-	-	-
OTAL	EFFECTS OF FOREIGN BODY, ENTERING THROUGH ORIFICE (N930-N939)	M	4	-	-	-	1	1	2	-	-	-	1	2	2	1	1	3	-	-	-	18
		F	2	-	-	-	1	1	1	1	-	1	-	-	-	-	1	2	2	-	1	13
	BURN (N940-N949)																					
1947	TRUNK WITH LIMB(S)	M	-	-	-	-	-	-	-	-	-	-	-	-	-	-	-	-	-	-	-	-
		F	-	-	-	-	-	-	-	-	-	-	-	-	-	-	-	-	-	1	-	1
1947.3	THIRD DEGREE, WITHOUT COMPLICATION	M	-	-	-	-	-	-	-	-	-	-	-	-	-	-	-	-	-	-	-	-
		F	-	-	-	-	-	-	-	-	-	-	-	-	-	-	-	-	-	1	-	1
1948	FACE, HEAD, NECK, WITH TRUNK	M	-	1	-	3	1	1	2	2	1	1	-	5	2	1	1	-	2	-	1	24
		F	-	-	2	-	-	1	-	2	-	-	-	-	-	1	-	-	-	1	-	7
1948.3	THIRD DEGREE, WITHOUT COMPLICATION	M	-	1	-	3	1	1	2	2	1	1	-	5	1	1	1	-	2	-	1	23
		F	-	-	2	-	-	1	-	2	-	-	-	-	-	1	-	-	-	1	-	7
1948.9	LATE EFFECT	M	-	-	-	-	-	-	-	-	-	-	-	-	1	-	-	-	-	-	-	1
		F	-	-	-	-	-	-	-	-	-	-	-	-	-	-	-	-	-	-	-	-
1949	OTHER AND UNSPECIFIED PARTS	M	-	-	-	-	1	2	3	-	1	-	-	2	2	1	1	1	2	-	1	17
		F	-	-	-	-	-	1	-	2	1	-	-	1	1	2	-	1	-	-	-	9
1949.0	UNSPECIFIED, WITHOUT COMPLICATION	M	-	-	-	-	-	2	2	-	-	-	-	-	1	1	1	-	-	-	1	8
		F	-	-	-	-	-	1	-	-	-	-	-	1	1	-	-	-	-	-	-	3
1949.1	FIRST DEGREE, WITHOUT COMPLICATION	M	-	-	-	-	1	-	-	-	-	-	-	-	-	-	-	-	-	-	-	1
		F	-	-	-	-	-	-	-	-	-	-	-	-	-	-	-	-	-	-	-	-
1949.2	SECOND DEGREE, WITHOUT COMPLICATION	M	-	-	-	-	-	-	-	-	-	-	-	-	-	-	-	1	1	-	-	2
		F	-	-	-	-	-	-	-	-	-	-	-	-	-	-	-	-	-	-	-	-
1949.3	THIRD DEGREE, WITHOUT COMPLICATION	M	-	-	-	-	-	-	1	-	1	-	-	2	1	-	-	-	1	-	-	6
		F	-	-	-	-	-	-	-	2	1	-	-	-	-	2	-	1	-	-	-	6
OTAL	BURN (N940-N949)	M	-	1	-	3	2	3	5	2	2	1	-	7	4	2	2	1	4	-	2	41
		F	-	-	2	-	-	2	-	4	1	-	-	1	1	3	-	1	-	2	-	17
	INJURY TO NERVES AND SPINAL CORD (N950-N959)																					
1958	SPINAL CORD WITHOUT SPINAL BONE INJURY	M	-	-	-	1	-	-	1	-	-	-	1	-	1	-	-	-	-	-	-	4
		F	-	-	-	-	-	-	-	-	-	-	-	-	1	-	-	-	-	-	1	2
1958.0	CERVICAL, WITHOUT OPEN WOUND	M	-	-	-	1	-	-	1	-	-	-	-	-	1	-	-	-	-	-	-	3
		F	-	-	-	-	-	-	-	-	-	-	-	-	1	-	-	-	-	-	-	1
1958.6	UNSPECIFIED, WITHOUT OPEN WOUND	M	-	-	-	-	-	-	-	-	-	-	1	-	-	-	-	-	-	-	-	1
		F	-	-	-	-	-	-	-	-	-	-	-	-	-	-	-	-	-	-	1	1
OTAL	INJURY TO NERVES AND SPINAL CORD (N950-N959)	M	-	-	-	1	-	-	1	-	-	-	1	-	1	-	-	-	-	-	-	4
		F	-	-	-	-	-	-	-	-	-	-	-	-	1	-	-	-	-	-	1	2
	ADVERSE EFFECT OF MEDICAL AGENTS (N960-N979)																					
965	ANALGESICS AND ANTIPYRETICS	M	-	-	-	-	1	5	4	-	-	-	-	2	1	-	-	-	-	-	-	13
		F	-	-	-	-	1	1	2	1	-	-	2	1	-	-	-	-	-	-	1	9
965.0	OPIATES AND SYNTHETIC ANALOGUES	M	-	-	-	-	-	5	3	-	-	-	-	2	-	-	-	-	-	-	-	10
		F	-	-	-	-	1	-	1	1	-	-	-	-	-	-	-	-	-	-	-	3
965.1	SALICYLATES AND CONGENERS	M	-	-	-	-	1	-	-	-	-	-	-	-	1	-	-	-	-	-	-	2
		F	-	-	-	-	-	1	1	-	-	-	2	1	-	-	-	-	-	-	1	6
965.9	OTHER ANALGESICS AND ANTIPYRETICS	M	-	-	-	-	-	-	1	-	-	-	-	-	-	-	-	-	-	-	-	1
		F	-	-	-	-	-	-	-	-	-	-	-	-	-	-	-	-	-	-	-	-
966	ANTICONVULSANTS	M	-	-	-	-	-	-	-	-	-	-	-	-	-	-	-	-	-	-	-	-
		F	-	-	-	-	-	1	-	-	-	-	-	-	-	-	-	-	-	-	-	1
966.1	HYDANTOIN DERIVATIVES	M	-	-	-	-	-	-	-	-	-	-	-	-	-	-	-	-	-	-	-	-
		F	-	-	-	-	-	1	-	-	-	-	-	-	-	-	-	-	-	-	-	1
967	OTHER SEDATIVES AND HYPNOTICS	M	-	-	-	-	1	3	3	1	2	2	4	3	2	2	2	-	-	2	-	27
		F	-	-	-	-	1	1	2	2	2	5	2	5	4	3	3	-	3	1	-	34

NOTE—Cause of death adjustments resulting from medical coder's queries are not reflected in this table. *See* Introduction.

DEATHS BY CAUSE, SEX, AND AGE, ACCORDING TO THE DETAILED LIST, BRITISH COLUMBIA, 1976

Age-Group (Years)

INT. LIST.	C A U S E		00 -01	01 -04	05 -09	10 -14	15 -19	20 -24	25 -29	30 -34	35 -39	40 -44	45 -49	50 -54	55 -59	60 -64	65 -69	70 -74	75 -79	80 -84	85+	TOTAL
N967.0	BARBITURATES	M	-	-	-	-	1	2	1	-	1	2	3	3	1	1	1	-	-	2	-	18
		F	-	-	-	-	1	-	1	2	2	4	2	3	3	3	3	-	3	1	-	28
N967.1	CHLORAL HYDRATE	M	-	-	-	-	-	-	1	-	-	-	-	-	-	-	-	-	-	-	-	1
		F	-	-	-	-	-	-	-	-	-	-	-	-	-	-	-	-	-	-	-	-
N967.9	OTHER SEDATIVES AND HYPNOTICS	M	-	-	-	-	-	1	1	1	1	-	1	-	1	1	1	-	-	-	-	8
		F	-	-	-	-	-	1	1	-	-	1	-	2	1	-	-	-	-	-	-	6
N968	OTHER CENTRAL NERVOUS SYSTEM DEPRESSANT	M	-	-	-	-	-	-	-	-	-	-	1	-	-	-	-	-	-	-	-	1
		F	-	-	-	-	-	-	-	-	1	-	-	-	-	-	-	-	-	-	-	1
N968.9	OTHER	M	-	-	-	-	-	-	-	-	-	-	1	-	-	-	-	-	-	-	-	1
		F	-	-	-	-	-	-	-	-	1	-	-	-	-	-	-	-	-	-	-	1
N970	PSYCHOTHERAPEUTICS	M	-	-	-	-	-	-	1	-	-	-	-	-	-	-	1	-	-	-	-	2
		F	-	-	-	-	1	-	1	2	-	-	1	1	1	1	-	1	1	-	-	10
N970.0	ANTIDEPRESSANTS	M	-	-	-	-	-	-	-	-	-	-	-	-	-	-	-	-	-	-	-	-
		F	-	-	-	-	-	-	1	2	-	-	-	-	-	-	-	-	-	-	-	3
N970.1	TRANQUILIZERS	M	-	-	-	-	-	-	1	-	-	-	-	-	-	-	1	-	-	-	-	2
		F	-	-	-	-	1	-	-	-	-	-	-	-	1	1	-	1	1	-	-	5
N970.9	OTHER	M	-	-	-	-	-	-	-	-	-	-	-	-	-	-	-	-	-	-	-	-
		F	-	-	-	-	-	-	-	-	-	-	1	1	-	-	-	-	-	-	-	2
N971	OTHER CENTRAL NERVOUS SYSTEM STIMULANT	M	-	-	-	-	-	-	-	-	1	-	-	-	-	-	-	-	-	-	-	1
		F	-	-	-	-	-	-	-	-	-	-	-	-	-	-	-	-	-	-	-	-
N973	AFFECTING CARDIOVASCULAR SYSTEM	M	-	-	-	-	-	-	-	-	-	-	-	-	-	-	-	-	-	-	-	-
		F	-	-	-	-	-	-	-	-	-	-	1	-	-	-	-	-	-	-	1	2
N973.1	CARDIAC TONICS	M	-	-	-	-	-	-	-	-	-	-	-	-	-	-	-	-	-	-	-	-
		F	-	-	-	-	-	-	-	-	-	-	1	-	-	-	-	-	-	-	1	2
N977	OTHER AND UNSPECIFIED DRUGS	M	-	1	-	-	-	4	2	1	1	2	4	2	1	2	1	1	-	-	-	22
		F	-	-	-	1	2	1	2	1	4	5	6	2	4	2	-	-	-	-	-	30
N977.0	EXTERNAL MEDICAMENTS NEC	M	-	-	-	-	-	-	-	-	-	-	-	-	-	-	1	-	-	-	-	1
		F	-	-	-	-	-	-	-	-	-	-	-	-	-	-	-	-	-	-	-	-
N977.8	OTHER SPECIFIED DRUGS NEC	M	-	-	-	-	-	1	1	-	-	2	1	-	-	-	-	-	-	-	-	5
		F	-	-	-	1	-	-	-	-	1	1	1	1	-	-	-	-	-	-	-	5
N977.9	DRUGS NOS	M	-	1	-	-	-	3	1	1	1	-	3	2	1	2	-	1	-	-	-	16
		F	-	-	-	-	2	1	2	1	3	4	5	1	4	2	-	-	-	-	-	25
N978	MEDICINAL AGENTS, SPECIFIED COMBINATIONS	M	-	-	-	1	1	1	-	2	-	-	2	1	2	-	-	-	-	-	-	10
		F	-	-	-	-	-	1	1	2	1	2	1	-	-	-	-	-	-	-	-	8
N978.0	OPIUM, BARBITURATES, TRANQUILIZERS	M	-	-	-	-	1	1	-	1	-	-	1	1	1	-	-	-	-	-	-	6
		F	-	-	-	-	-	1	1	-	-	1	-	-	-	-	-	-	-	-	-	3
N978.2	BARBITURATES, SALICYLATES	M	-	-	-	1	-	-	-	1	-	-	1	-	1	-	-	-	-	-	-	4
		F	-	-	-	-	-	-	-	-	1	-	-	-	-	-	-	-	-	-	-	1
N978.4	PSYCHOPHARMACOLOGICS, BARBITURATES	M	-	-	-	-	-	-	-	-	-	-	-	-	-	-	-	-	-	-	-	-
		F	-	-	-	-	-	-	-	2	-	1	1	-	-	-	-	-	-	-	-	4
N979	ALCOHOL, SPECIFIED MEDICAL AGENTS	M	-	-	-	-	-	6	1	2	3	4	2	-	2	2	1	1	-	-	-	24
		F	-	-	-	-	1	2	-	3	1	1	2	1	2	1	1	2	1	1	-	19
N979.0	WITH OPIUM DERIVATIVES	M	-	-	-	-	-	3	-	2	-	2	-	-	-	1	-	-	-	-	-	8
		F	-	-	-	-	-	-	-	-	-	-	-	-	1	-	-	-	-	-	-	1
N979.1	WITH BARBITURATES	M	-	-	-	-	-	3	1	-	2	2	2	-	1	1	-	1	-	-	-	13
		F	-	-	-	-	-	2	-	2	1	-	-	1	1	-	1	2	-	1	-	11
N979.2	WITH NON-BARBITURATE SEDATIVES	M	-	-	-	-	-	-	-	-	1	-	-	-	1	-	-	-	-	-	-	2
		F	-	-	-	-	-	-	-	-	-	-	1	-	-	-	-	-	-	-	-	1
N979.4	WITH PSYCHOPHARMACOLOGIC AGENTS	M	-	-	-	-	-	-	-	-	-	-	-	-	-	-	1	-	-	-	-	1
		F	-	-	-	-	1	-	-	1	-	1	1	-	-	1	-	-	1	-	-	6
TOTAL	ADVERSE EFFECT OF MEDICINAL AGENTS (N960-N979)	M	-	1	-	1	3	19	11	6	7	8	13	8	8	6	5	2	-	2	-	100
		F	-	-	-	1	6	7	8	11	9	13	15	10	11	7	4	3	5	2	2	114

NOTE—Cause of death adjustments resulting from medical coder's queries are not reflected in this table. *See* Introduction.

DEATHS BY CAUSE, SEX, AND AGE, ACCORDING TO THE DETAILED LIST, BRITISH COLUMBIA, 1976

Age-Group (Years)

INT. LIST.	C A U S E		00 -01	01 -04	05 -09	10 -14	15 -19	20 -24	25 -29	30 -34	35 -39	40 -44	45 -49	50 -54	55 -59	60 -64	65 -69	70 -74	75 -79	80 -84	85+	TOTAL
	TOXIC EFFECT OF CHIEFLY NONMEDICINAL SUBSTANCES (N980-N989)																					
N980	ALCOHOL	M	-	-	-	-	-	1	-	-	4	6	10	5	7	6	2	-	-	-	-	41
		F	-	-	-	-	-	-	-	1	4	1	-	1	3	4	2	-	-	-	-	16
N980.0	ETHYL	M	-	-	-	-	-	-	-	-	-	1	-	1	-	-	-	-	-	-	-	2
		F	-	-	-	-	-	-	-	-	-	1	-	-	-	-	-	-	-	-	-	1
N980.1	METHYL	M	-	-	-	-	-	-	-	-	-	-	-	1	2	1	-	-	-	-	-	4
		F	-	-	-	-	-	-	-	-	-	-	-	-	-	-	-	-	-	-	-	-
N980.2	ISOPROPYL	M	-	-	-	-	-	-	-	-	-	-	-	-	1	-	-	-	-	-	-	1
		F	-	-	-	-	-	-	-	-	-	-	-	-	-	-	-	-	-	-	-	-
N980.9	OTHER	M	-	-	-	-	-	1	-	-	4	5	10	3	4	5	2	-	-	-	-	34
		F	-	-	-	-	-	-	-	1	4	-	-	1	3	4	2	-	-	-	-	15
N985	OTHER METALS, CHIEFLY NONMEDICINAL	M	-	-	-	-	-	-	-	-	-	-	-	-	-	-	-	-	-	1	-	1
		F	-	-	-	-	-	-	-	-	-	-	-	1	-	-	-	-	-	-	-	1
N985.9	OTHER	M	-	-	-	-	-	-	-	-	-	-	-	-	-	-	-	-	-	1	-	1
		F	-	-	-	-	-	-	-	-	-	-	-	1	-	-	-	-	-	-	-	1
N986	CARBON MONOXIDE	M	1	3	1	-	2	9	5	6	1	7	5	3	7	2	3	1	-	-	-	56
		F	-	-	-	1	-	3	3	1	-	2	1	2	3	1	1	1	-	-	-	19
N987	OTHER GASES, FUMES, OR VAPORS	M	-	1	3	1	-	1	2	-	-	-	-	-	1	2	1	1	-	2	-	15
		F	-	1	-	-	-	-	-	1	-	-	1	1	-	-	1	1	-	-	-	6
N987.9	OTHER	M	-	1	3	1	-	1	2	-	-	-	-	-	1	2	1	1	-	2	-	15
		F	-	1	-	-	-	-	-	1	-	-	1	1	-	-	1	1	-	-	-	6
N989	OTHER	M	-	-	-	-	2	-	-	2	-	2	3	2	2	1	-	-	-	-	-	14
		F	-	-	-	-	-	2	-	4	3	-	-	-	1	-	-	1	-	-	-	11
N989.0	CYANIDE	M	-	-	-	-	2	-	-	-	-	-	-	-	-	-	-	-	-	-	-	2
		F	-	-	-	-	-	-	-	-	-	-	-	-	-	-	-	-	-	-	-	-
N989.1	STRYCHNINE	M	-	-	-	-	-	-	-	-	-	-	-	-	-	-	-	-	-	-	-	-
		F	-	-	-	-	-	-	-	-	-	-	-	-	-	-	-	1	-	-	-	1
N989.3	OTHER PESTICIDES	M	-	-	-	-	-	-	-	-	-	-	1	-	-	-	-	-	-	-	-	1
		F	-	-	-	-	-	-	-	-	-	-	-	-	-	-	-	-	-	-	-	-
N989.9	OTHER	M	-	-	-	-	-	-	-	2	-	2	2	2	2	1	-	-	-	-	-	11
		F	-	-	-	-	-	2	-	4	3	-	-	-	1	-	-	-	-	-	-	10
TOTAL	TOXIC EFFECT OF CHIEFLY NONMEDICINAL SUBSTANCES (N980-N989)	M	1	4	4	1	4	11	7	8	5	15	18	10	17	11	6	2	-	3	-	127
		F	-	1	-	1	-	5	3	7	7	3	2	5	7	5	4	3	-	-	-	53
	OTHER ADVERSE EFFECTS (N990-N999)																					
N991	REDUCED TEMPERATURE	M	-	-	-	-	-	-	1	-	-	1	2	-	1	-	-	2	-	1	1	9
		F	-	-	-	-	-	-	-	-	-	-	-	1	-	1	1	1	2	-	-	6
N991.9	OTHER	M	-	-	-	-	-	-	1	-	-	1	2	-	1	-	-	2	-	1	1	9
		F	-	-	-	-	-	-	-	-	-	-	-	1	-	1	1	1	2	-	-	6
N994	EFFECTS OF OTHER EXTERNAL CAUSES	M	4	15	6	11	23	24	24	20	11	22	14	14	12	12	9	4	5	1	-*	233
		F	2	7	5	2	8	5	5	6	4	-	4	3	8	1	2	7	-	2	1	72
N994.1	DROWNING	M	2	13	6	5	19	19	19	12	9	15	7	6	10	8	6	3	3	1	-*	165
		F	1	5	4	2	5	1	4	3	3	-	3	3	6	-	1	5	-	-	1	47
N994.4	OTHER EFFECTS OF EXPOSURE	M	-	-	-	-	-	1	-	1	-	1	-	-	-	-	1	-	-	-	-	4
		F	-	-	-	-	-	-	-	-	-	-	-	-	-	-	-	-	-	-	-	-
N994.7	ASPHYXIATION AND STRANGULATION	M	1	1	-	6	4	4	5	6	1	6	7	7	2	4	2	1	2	-	-	59
		F	1	1	1	-	3	4	1	3	1	-	1	-	2	1	1	2	-	2	-	24
N994.8	ELECTROCUTION	M	-	1	-	-	-	-	-	1	1	-	-	1	-	-	-	-	-	-	-	4
		F	-	1	-	-	-	-	-	-	-	-	-	-	-	-	-	-	-	-	-	1
N994.9	OTHER	M	1	-	-	-	-	-	-	-	-	-	-	-	-	-	-	-	-	-	-	1
		F	-	-	-	-	-	-	-	-	-	-	-	-	-	-	-	-	-	-	-	-
N996	INJURY, OTHER AND UNSPECIFIED	M	-	-	-	-	4	1	2	2	-	1	1	-	1	1	-	-	-	-	1	14

NOTE—Cause of death adjustments resulting from medical coder's queries are not reflected in this table. *See* Introduction.

DEATHS BY CAUSE, SEX, AND AGE, ACCORDING TO THE DETAILED LIST, BRITISH COLUMBIA, 1976

Age-Group (Years)

INT. LIST.	C A U S E		00 -01	01 -04	05 -09	10 -14	15 -19	20 -24	25 -29	30 -34	35 -39	40 -44	45 -49	50 -54	55 -59	60 -64	65 -69	70 -74	75 -79	80 -84	85+	TOT
		F	-	-	-	-	-	1	-	-	-	-	-	-	-	2	1	-	-	-	-	
N996.0	FACE AND NECK	M	-	-	-	-	-	1	-	-	-	-	-	-	-	-	-	-	-	-	-	
		F	-	-	-	-	-	-	-	-	-	-	-	-	-	-	-	-	-	-	-	
N996.1	TRUNK	M	-	-	-	-	-	-	-	-	-	-	-	-	-	-	-	-	-	-	1	
		F	-	-	-	-	-	-	-	-	-	-	-	-	-	-	1	-	-	-	-	
N996.7	KNEE, LEG, ANKLE, AND FOOT	M	-	-	-	-	-	-	-	-	-	-	-	-	-	-	-	-	-	-	-	
		F	-	-	-	-	-	-	-	-	-	-	-	-	-	1	-	-	-	-	-	
N996.8	OTHER SPECIFIED, INCLUDING MULTIPLE	M	-	-	-	-	-	-	-	-	-	-	-	-	-	-	-	-	-	-	-	
		F	-	-	-	-	-	1	-	-	-	-	-	-	-	-	-	-	-	-	-	
N996.9	UNSPECIFIED SITE	M	-	-	-	-	4	-	2	2	-	1	1	-	1	1	-	-	-	-	-	
		F	-	-	-	-	-	-	-	-	-	-	-	-	-	1	-	-	-	-	-	
N998	OTHER COMPLICATIONS, SURGICAL PROCEDURES	M	-	-	-	-	-	-	-	-	-	-	-	-	-	-	-	-	-	-	1	
		F	-	-	-	-	-	-	-	-	-	-	-	-	-	-	-	-	-	-	-	
N998.1	POSTOPERATIVE HEMMORRHAGE OR HEMATOMA	M	-	-	-	-	-	-	-	-	-	-	-	-	-	-	-	-	-	-	1	
		F	-	-	-	-	-	-	-	-	-	-	-	-	-	-	-	-	-	-	-	
N999	OTHER COMPLICATIONS OF MEDICAL CARE	M	-	-	-	-	-	-	-	-	-	-	-	-	-	-	-	-	-	-	-	
		F	-	1	-	-	-	-	-	-	-	-	-	-	-	-	1	-	-	-	-	
N999.2	SERUM HEPATITIS	M	-	-	-	-	-	-	-	-	-	-	-	-	-	-	-	-	-	-	-	
		F	-	1	-	-	-	-	-	-	-	-	-	-	-	-	1	-	-	-	-	
TOTAL	OTHER ADVERSE EFFECTS (N990-N999)	M	4	15	6	11	27	25	27	22	11	24	17	14	14	13	9	6	5	2	3+	2
		F	2	8	5	2	8	6	5	6	4	-	4	4	8	4	5	8	2	2	1	
TOTAL	N XVII. ACCIDENTS, POISONINGS, AND VIOLENCE (N800-N999)	M	11	33	19	38	177	204	146	83	62	97	101	89	83	77	59	47	34	30	44+	14
		F	6	19	16	12	60	53	32	41	34	35	31	32	42	33	29	30	30	35	65	6

NOTE—Cause of death adjustments resulting from medical coder's queries are not reflected in this table. *See* Introduction.