Province of
British Columbia

Ministry of
Health

VITAL STATISTICS

OF THE PROVINCE OF BRITISH COLUMBIA

ONE HUNDRED AND SIXTH REPORT

FOR THE YEAR

1977

Queen's Printer for British Columbia ©
Victoria, 1981

VICTORIA, B.C., MARCH 31, 1981

To Henry P. Bell-Irving, D.S.O., O.B.E., E.D.,
Lieutenant Governor of the Province of British Columbia.

MAY IT PLEASE YOUR HONOUR:

The undersigned has the honour to present the Report on Vital Statistics in the Province of British Columbia for the year 1977.

J. A. NIELSEN
Minister of Health

MINISTRY OF HEALTH,
VICTORIA, B.C., MARCH 31, 1981

The Honourable J. A. Nielsen,
Minister of Health,
Victoria, B.C.

SIR: I have the honour to submit the One Hundred and Sixth Report on Vital Statistics in the Province of British Columbia.

I have the honour to be,
Sir,
Your obedient servant,

CHAPIN KEY, M.D.
Deputy Minister of Health

DIVISION OF VITAL STATISTICS,
VICTORIA, B.C., MARCH 31, 1981

Chapin Key, M.D.,
Deputy Minister of Health, Victoria, B.C.

SIR: I have the honour to submit the One Hundred and Sixth Report on Vital Statistics in the Province of British Columbia for the year ended December 31, 1977.

I have the honour to be,
Sir,
Your obedient servant,

W. D. BURROWES
Director of Vital Statistics

TABLE OF CONTENTS

	Page
Introduction	1
Map Showing Regional Districts, British Columbia	2
PART I—REPORT OF THE ACTIVITIES OF THE DIVISION, 1977	
Summary	3
Registration Services—	
Administration of the Vital Statistics Act	3
Volume of Registrations	5
Registration of Births	8
Registration of Deaths	8
Registration of Stillbirths	8
Registration of Marriages	9
Registration of Adoption Orders	9
Registration of Divorces	9
Administration of the Change of Name Act	9
Administration of the Marriage Act	10
Registry of Wills Notices	13
Microfilm and Photographic Services	13
Biostatistical Services—	
Computerization	14
Health Surveillance Registry	14
Perinatal Morbidity and Mortality	15
Record Linkage	15
Mental Health	15
Dental Health	15
Tuberculosis Control	15
Anti-smoking and Asthma Evaluation	15
Vital Statistics	15
Other Services	16
Tables	
Table 1—Registration Districts, Location of Offices, and Designation of Appointees, as at December 31, 1977	4
Table 2—Summary of Registrations, British Columbia, 1936–77	5
Table 3—Volume of Searches Performed; Volume of Incoming Mail, Division of Vital Statistics British Columbia, 1968–77	7
Table 4—Revenue-producing Certifications Issued by the Central Office, Division of Vital Statistics, British Columbia, 1968–77	7
Table 5—Revenue Collected by the Division of Vital Statistics, British Columbia, 1968–77	7

PAGE

Table 6—Change of Name Applications Granted, by Marital Status and Sex of Applicant, and Total Number of Persons Affected, British Columbia, 1941–77 10

Table 7—Ministers and Clergymen Registered Under the Marriage Act and Registrations Cancelled, British Columbia, 1977 11

Table 8—Ministers and Clergymen on Register at End of 1977 by Religious Denomination, British Columbia 11

GRAPHS

Graph A—Summary of Volume of Registrations, Showing Total Received, and Live Births, Deaths, and Marriages, British Columbia, 1921–77 6

Graph B—Crude Live Birth, Death, and Marriage Rates, British Columbia, 1921–77 20

PART II—TREND TABLES WITH RATES
(By Place of Residence)

PROMINENT FEATURES, 1977 17

LONG-TERM TRENDS OF POPULATION AND VITAL EVENTS

Table 9—Population by Sex and Age-group, British Columbia, 1901–77 18

Table 10—Numbers of Live Births, Deaths, and Marriages, and Corresponding Crude Rates, Including the Standardized Death Rate, British Columbia, 1921–77 19

Table 11—Live Births, Deaths, and Natural Increase, British Columbia, 1921–77 (Including Registered Indians, Excluding Registered Indians, and Registered Indians Only) 21

TRENDS OF LIVE BIRTHS AND STILLBIRTHS

Table 12—Legitimate Live Births by Age of Mother, British Columbia, 1931–77 (Including Registered Indians, Excluding Registered Indians, and Registered Indians Only) 22

Table 13—Illegitimate Live Births by Age of Mother, British Columbia, 1931–77 (Including Registered Indians, Excluding Registered Indians, and Registered Indians Only) 23

Table 14—Live Births, by Age of Mother and Total Birth Order, British Columbia, 1973–77 24

Table 15—Stillbirth Numbers and Rates, British Columbia, 1921–77 25

TRENDS OF GENERAL MORTALITY

Table 16—Age-Sex Specific Death Rates, British Columbia, 1921–77 26

Table 17A—Deaths From 10 Main Causes, British Columbia, 1968–77 27

Table 17B—Deaths From 10 Main Causes Among Registered Indians, British Columbia, 1968–77 28

Table 18—Deaths From Major Cardiovascular-Renal Diseases, British Columbia, 1973–77 29

Table 19—Deaths From Malignant Neoplasms by Site and Sex, British Columbia, 1973–77 30

PAGE

Table 20—Rates of Death From Accidents and Violence by External Cause, British Columbia, 1973–77 31

TRENDS OF INFANT AND MATERNAL MORTALITY

Table 21—Perinatal, Neonatal, Infant, and Maternal Death Rates, British Columbia, 1968–77 (Total, Excluding Registered Indians, and Registered Indians Only) 32

Table 22—Infant Deaths by Cause, British Columbia, 1973–77 (Total, and Registered Indians Only) 33

Table 23—Infant Deaths by Age at Death and Sex, British Columbia, 1921–77 34

MAIN CAUSES OF DEATH BY AGE-GROUPS

Table 24—Deaths From Four Main Causes in Each Specified Age-group, British Columbia, 1977 35

TRENDS OF MARRIAGES, ADOPTIONS, AND DIVORCES

Table 25—Marriages Solemnized According to Type, British Columbia, 1968–77 37

Table 26—Adoption Orders Filed With the Division of Vital Statistics From 1973–77, by Legitimacy and Sex of Child, Showing Year of Court Order for 1977 Filings, British Columbia 37

Table 27—Decrees of Dissolution and Nullity Filed with the Division of Vital Statistics From 1973 to 1977 by Sex of Petitioner, Showing Year of Court Order for 1977 Filings, British Columbia 38

Table 28—Decrees of Dissolution and Nullity Filed With the Division of Vital Statistics by Duration of Marriage, British Columbia, 1968–77 39

PART III—DETAILED STATISTICAL TABLES, 1977
(Classified by Place of Residence)

GENERAL SUMMARY

Table 29—General Summary of Live Births, Deaths, Natural Increase, and Marriages, for Regional Districts and Municipalities, British Columbia, 1977 40

INFANT MORTALITY

Table 30—Infant Deaths, Total and in Hospital, by Places of Occurrence and Residence for Regional Districts and Municipalities, British Columbia, 1977 44

Table 31—Infant Deaths by Selected Cause, Sex, and Age, British Columbia, 1977 48

GENERAL MORTALITY

Table 32—Deaths, by Cause (Intermediate List), Sex, and Regional District, British Columbia, 1977 50

Table 33—Non-transport Accidental Deaths by Place of Occurence, External Cause, and Sex, British Columbia, 1977 59

Marriages

Page

Table 34—Marriages Solemnized by Marital Status of Bridegroom and of Bride, British Columbia, 1977 60

Table 35—Marriages Solemnized by Religious Denomination of Bridegroom and of Bride, British Columbia, 1977 61

Table 36—Marriages Authorized by Banns or Licence, According to Religious Denomination of Officiating Minister, British Columbia, 1977 62

Registered Indian Statistics

Live Births

Table 37—General Summary of Live Births Among Registered Indians for Regional Districts, British Columbia, 1977 63

Deaths

Table 38—General Summary of Deaths Among Registered Indians for Regional Districts, British Columbia, 1977 64

Table 39—Infant Deaths of Registered Indians, by Cause, Sex, and Age, British Columbia, 1977 65

Table 40—Deaths of Registered Indians, by Cause, Sex, and Age, British Columbia, 1977 66

Health Jurisdiction Statistics

Table 41—Live Births, Deaths, and Stillbirths, by Health Jurisdiction, British Columbia, 1977 72

Appendix

Deaths by Cause, Sex, and Age According to the Detailed List, British Columbia, 1977 73

VITAL STATISTICS REPORT, 1977

INTRODUCTION

This Report is divided into three parts. Part I is an administrative report of the activities of the Division, covering both registration and statistical functions, in the year under review. Part II presents summarized serial tables, showing trends over periods of varying lengths, usually accompanied by rates or percentages. Part III presents further detailed analysis of the current year's data.

The data on births and deaths in Parts II and III in most cases relate to residents of the Province and are generally classified by *place of residence*. Where data by place of occurrence is shown, the table headings make this clear. As marriages involve the places of residence of two persons, it is the custom to show marriage data by place of occurrence, a custom which is followed in this Report.

In connection with cause of death, comparability between years is affected by major classification changes introduced in 1950 and 1969. In 1950 a major change in the death classification system took place with the implementation of the Sixth Revision of the International Statistical Classification of Diseases, Injuries, and Causes of Death which was designed for classification of both mortality and morbidity.

In 1969 a further major change in classification occurred with the implementation of the Eighth Revision. Certain categories such as mental disorders, cardiovascular diseases, perinatal conditions, and syphilis were subject to considerable revision. Also certain categories of external cause of accidents were expanded to provide more detail. The code numbers of both the Seventh and Eighth Revisions are presented in Tables 17A and 17B of Part II.

The tables which show cause of death, viz., Tables 17 (a) and (b), 18–20, 22, 24, 31–33, 39, 40, and the Appendix Table, do not reflect the adjustments resulting from the querying of original cause of death information by the medical coder, because these adjustments were inadvertently omitted from the computer data from which the printed tables were produced. Similar discrepancies arising from the same cause, are reflected in the 1974, 1975, and 1976 reports. Readers who are interested in obtaining amended totals for specific diagnostic categories should contact the Division of Vital Statistics.

Before 1968, vital statistics data for Indians were presented in terms of *racial origin* only, but it was found that rates calculated on this basis were unreliable because of the recognized weakness of available population estimates for racial Indians. In all tables which present vital statistics rate for Indians, the figures are now presented in terms of *registered* Indians, i.e., Indians by legal status, living on or off reserves. In the reports for the years 1968 to 1973 data were presented separately for *registered* and *racial* Indians in selected tables of Part III.

The Appendix Table presents the cause of death by sex and age according to the detailed list of the International Statistical Classification. Elsewhere in the Report, mortality data are generally classified according to the Intermediate List of the Classification.

In 1971 the 46 census subdivisions were replaced by 29 regional districts as the standard geographical divisions of the Province for census and related purposes. the new divisions first appeared in selected tables of Part III in the 1971 Report, and are uniformly adopted in the current Report wherever geographical divisions are presented, except in the case of the table showing health jurisdiction statistics. For this table the defined health jurisdiction areas are used.

In the interests of cost and timeliness, a number of tables which are not extensively used have been eliminated in the current issue.

MAP SHOWING REGIONAL DISTRICTS, BRITISH COLUMBIA

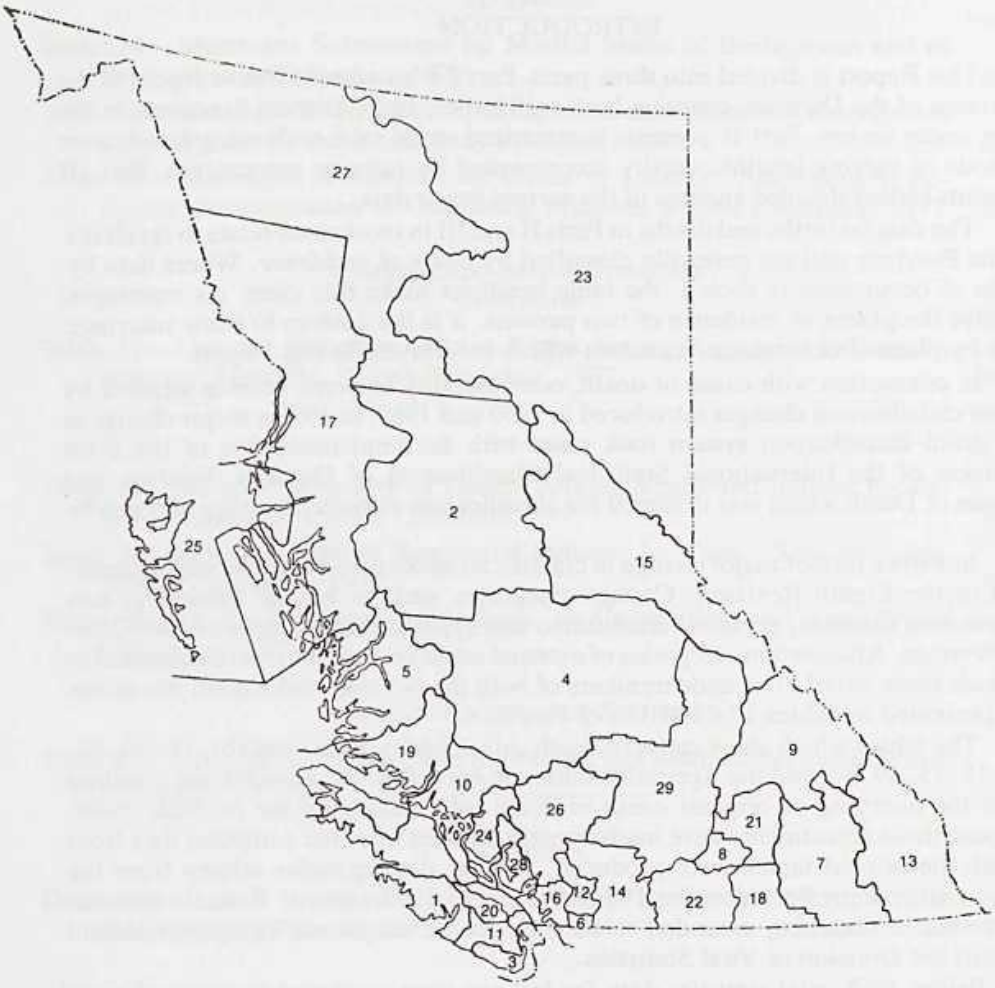

REGIONAL DISTRICTS

No.	Name
1.	Alberni-Clayoquot.
2.	Bulkley-Nechako.
3.	Capital (Victoria area).
4.	Cariboo.
5.	Central Coast.
6.	Central Fraser Valley.
7.	Central Kootenay.
8.	Central Okanagan.
9.	Columbia-Shuswap.
10.	Comox-Strathcona.
11.	Cowichan Valley.
12.	Dewdney-Alouette.
13.	East Kootenay.
14.	Fraser-Cheam.
15.	Fraser-Fort George.
16.	Greater Vancouver.
17.	Kitimat-Stikine.
18.	Kootenay Boundary.
19.	Mount Waddington.
20.	Nanaimo.
21.	North Okanagan.
22.	Okanagan-Similkameen.
23.	Peace River-Liard.
24.	Powell River.
25.	Skeena-Queen Charlotte.
26.	Squamish-Lillooet.
27.	Stikine.
28.	Sunshine Coast.
29.	Thompson-Nicola.

PART I—REPORT OF THE ACTIVITIES OF THE DIVISION, 1977

SUMMARY

The Division of Vital Statistics performs two major functions in the Ministry of Health. One of these is to administer the Province-wide vital statistics registration system while the other is to provide a centralized biostatistical service to the various divisions of Community Health Services, and to certain voluntary health agencies.

The Division is required to administer the *Vital Statistics Act*, the *Marriage Act*, and the *Change of Name Act* and to operate a registry of wills notice under the *Wills Act*. These vital statistics registration services are available to the public through the central office in Victoria and district offices and suboffices located in the main population centres throughout the Province. These are shown in Table 1 on page 4.

In order to carry out its extensive statistical responsibilities, the Division employs a staff of trained biostatisticians and statistical clerks located in Victoria and Vancouver, as well as a Data Processing Section which serves both major functions of the Division.

REGISTRATION SERVICES

ADMINISTRATION OF THE VITAL STATISTICS ACT

A very substantial part of the Division's responsibilities is connected with the administration of the *Vital Statistics Act*, which governs the registration of births, stillbirths, marriages, deaths, adoptions, and divorces, as well as the issuance of information and certificates based on registrations filed.

The Division received excellent co-operation from hospitals in arranging for the registration of births by mothers during confinement, and in the submission of monthly returns of births in hospital. Very good co-operation was also received from physicians, lawyers, funeral directors, ministers of religion, government agencies, and the general public in maintaining the timeliness and quality of registrations.

Revised vital statistics registration forms for births, deaths, marriages, and stillbirths were introduced in February 1974. The revisions were based on model forms developed over several years by the Vital Statistics Council of Canada.

TABLE 1—REGISTRATION DISTRICTS, LOCATION OF OFFICES, AND *DESIGNATION OF APPOINTEES, AS AT DECEMBER 31, 1977*

Registration District and Location of Offices	Designation of Appointee
ABBOTSFORD	Private Individual.
ALERT BAY	Private Individual.
ASHCROFT	Government Agent.
ATLIN	Government Agent.
BARKERVILLE (a)	(*See* Quesnel)
BURNS LAKE	Government Agent.
CAMPBELL RIVER	Government Agent.
CASSIAR	Private Individual.
CHEMAINUS	Municipal Clerk.
CHILLIWACK	Government Agent.
CLAYOQUOT (b)	Government Agent.
Gold River	Municipal Clerk.
Tahsis	RCMP.
CLINTON	Government Agent.
COURTENAY	Government Agent.
CRANBROOK	Government Agent.
CRESTON	Government Agent.
DUNCAN	Government Agent.
ENDERBY	Municipal Clerk.
FERNIE	Government Agent.
FORT NELSON	Government Agent.
FORT ST. JAMES	Government Agent.
FORT ST. JOHN	Government Agent.
GANGES	Government Agent.
GOLDEN	Government Agent.
GRAND FORKS	Government Agent.
GREENWOOD (c)	Municipal Clerk.
HANEY	Municipal Clerk.
HOPE	Private Individual.
HOUSTON	Government Agent.
INVERMERE	Government Agent.
KAMLOOPS	Government Agent.
KASLO	Government Agent.
KELOWNA	Government Agent.
KIMBERLEY	Municipal Clerk.
KITIMAT	Government Agent.
LADYSMITH	Municipal Clerk.
LILLOOET	Government Agent.
LYTTON	Private Individual.
McBRIDE (d)	Private Individual.
MERRITT	Government Agent.
MISSION	Private Individual.
NAKUSP (e)	Court Clerk.
NANAIMO	Government Agent.
NATAL (f)	(*See* Fernie)
NELSON	Government Agent.
NEW DENVER (e)	Private Individual.
NEW WESTMINSTER	Government Agent.
Langley	Private Individual.
White Rock	Registrar of Voters.
NORTH VANCOUVER	Private Individual.
OCEAN FALLS	Private Individual.
Bella Bella	Private Individual.
Bella Coola	Private Individual.
OLIVER	Government Agent.
100 MILE HOUSE	Government Agent.
PENTICTON	Government Agent.
PORT ALBERNI	Government Agent.
POUCE COUPE (g)	Government Agent.
POWELL RIVER	Government Agent.
PRINCE GEORGE	Government Agent.
Mackenzie	Private Individual.
PRINCE RUPERT	Government Agent.
PRINCETON	Government Agent.
QUATSINO (h)	Government Agent.
Quatsino	Private Individual.
QUEEN CHARLOTTE	Government Agent.
Masset	Private Individual.
QUESNEL	Government Agent.
REVELSTOKE	Government Agent.
ROSSLAND	Government Agent.
SALMON ARM	Government Agent.
SLOCAN CITY (e)	Municipal Clerk.
SMITHERS	Government Agent.
Hazelton	RCMP.
SQUAMISH	Private Individual.
STEWART	Government Agent.
SUMMERLAND (i)	(*See* Penticton)
TELEGRAPH CREEK	RCMP.
Dease Lake	Private Individual.
TERRACE	Government Agent.
TRAIL (j)	(*See* Rossland)
Castlegar	Private Individual.
VANCOUVER	Vital Statistics personnel.
Sechelt	Municipal Clerk.
Gibsons	Private Individual.
VANDERHOOF	Government Agent.
VERNON	Government Agent.
VICTORIA	Vital Statistics personnel.
WILLIAMS LAKE	Government Agent.

The capitalized names are the names of legally defined districts, while the names in small letters indicate the locations of suboffices.

With few exceptions, registration districts are administered by District Registrars, and suboffices by Deputy District Registrars. The exceptional cases are included among the following footnotes:

(a) The District Registrar for Quesnel District administers the Barkerville District directly.
(b) The Clayoquot District main office is located at Ucluelet.
(c) The District Registrar for Grand Forks District administers the Greenwood District through a Deputy District Registrar.
(d) The McBride District main office is located at Valemount.
(e) The District Registrar for Nelson administers the Slocan, Nakusp and New Denver Districts through Deputy District Registrars.
(f) The District Registrar for Fernie District administers the Natal District directly.
(g) The Pouce Coupe District main office is located at Dawson Creek.
(h) The Quatsino District main office is located at Port Hardy.
(i) The District Registrar for Penticton administers the Summerland District directly.
(j) The District Registrar for Rossland administers the Trail District directly.

Volume of Registrations

The number of births, deaths, marriages, and stillbirths in Table 2 are related to the year of filing with the Division, hence will not necessarily coincide with those in Part II or Part III, which are related to the year of occurrence. In the case of adoptions, divorces, and wills notices, all figures in this Report are presented in terms of the year of filing with the Division.

TABLE 2—SUMMARY OF REGISTRATIONS, BRITISH COLUMBIA, 1936–77

Year	Live Births	Deaths	Marriages	Stillbirths	Adoptions	Divorces[1]	Wills Notices	Total
1936	11,186	7,254	5,465	236	80	463	.....	24,684
1937	13,033	7,981	6,232	254	109	536	.....	28,145
1938	13,812	7,455	6,158	259	134	652	.....	28,470
1939	13,176	7,626	7,897	279	150	608	.....	29,736
1940	15,616	8,386	9,694	280	163	687	.....	34,826
1941	17,025	8,617	9,828	308	191	563	.....	36,532
1942	18,346	8,916	10,905	313	157	847	.....	39,484
1943	20,068	9,918	9,476	338	249	886	.....	40,935
1944	19,962	9,833	8,549	321	303	1,031	.....	40,009
1945	20,229	9,848	9,317	340	330	1,366	.....	41,430
1946	23,870	10,212	11,875	331	402	2,052	441[2]	49,183
1947	26,758	10,768	11,892	355	509	1,880	2,254	54,416
1948	26,965	11,444	11,773	343	680	1,744	1,363	54,312
1949	27,786	11,311	11,374	399	760	1,554	1,500	54,684
1950	28,079	11,506	11,076	373	807	1,424	2,200	55,465
1951	28,509	11,658	11,374	348	789	1,394	2,700	56,772
1952	30,394	12,319	11,207	359	929	1,593	3,989	60,790
1953	32,487	12,234	11,326	383	1,034	1,512	4,279	63,255
1954	33,451	12,331	10,915	374	1,154	1,525	4,100	63,850
1955	34,506	12,938	11,090	380	1,121	1,528	4,700	66,263
1956	36,035	13,260	11,680	417	1,187	1,543	5,200	69,322
1957	39,696	14,003	12,961	422	1,172	1,601	6,386	76,241
1958	39,974	13,792	12,134	432	1,269	1,526	7,821	76,948
1959	40,303	14,341	11,922	425	1,253	1,449	6,333	76,026
1960	40,772	14,869	11,192	445	1,500	1,629	7,122	77,529
1961	38,344	14,075	10,775	399	1,484	1,434	8,301	74,812
1962	38,563	14,979	11,199	447	1,403	1,520	8,405	76,516
1963	37,926	14,998	11,699	488	1,485	1,552	11,298	79,446
1964	36,752	16,054	12,307	484	1,558	1,636	11,475	80,266
1965	33,829	15,503	13,335	442	2,167	2,006	11,188	78,470
1966	33,399	16,444	14,615	408	2,156	2,171	13,480	82,713
1967	33,431	16,244	15,882	411	2,183	2,781	15,241	86,173
1968	33,915	16,850	16,725	415	2,223	2,268	16,850	89,246
1969	35,929	17,597	18,502	469	2,736	4,279	17,331	96,843
1970	37,183	17,104	20,364	419	2,939	5,266	17,682	100,957
1971	35,542	17,829	20,422	427	2,578	5,021	19,295	101,114
1972	34,924	17,968	20,619	356	1,863	5,187	23,525	104,442
1973	34,657	17,717	21,251	365	1,839	5,412	27,233	108,474
1974	35,803	19,847	21,673	317	1,704	6,328	34,570	120,242
1975	35,948	18,862	21,573	417	1,637	7,249	37,295	122,981
1976	37,095	19,137	22,080	372	1,794	9,037	40,877	130,392
1977	37,431	18,746	21,018	330	1,991	7,976	46,611	134,103

[1] Decrees of dissolution and nullity.

[2] Amendment of *Wills Act* providing for filing of wills notices with Division of Vital Statistics assented to March 28, 1945.

GRAPH A—SUMMARY OF VOLUME OF REGISTRATIONS, SHOWING TOTAL[1] RECEIVED, AND LIVE BIRTHS, DEATHS, AND MARRIAGES, BRITISH COLUMBIA, 1921–77

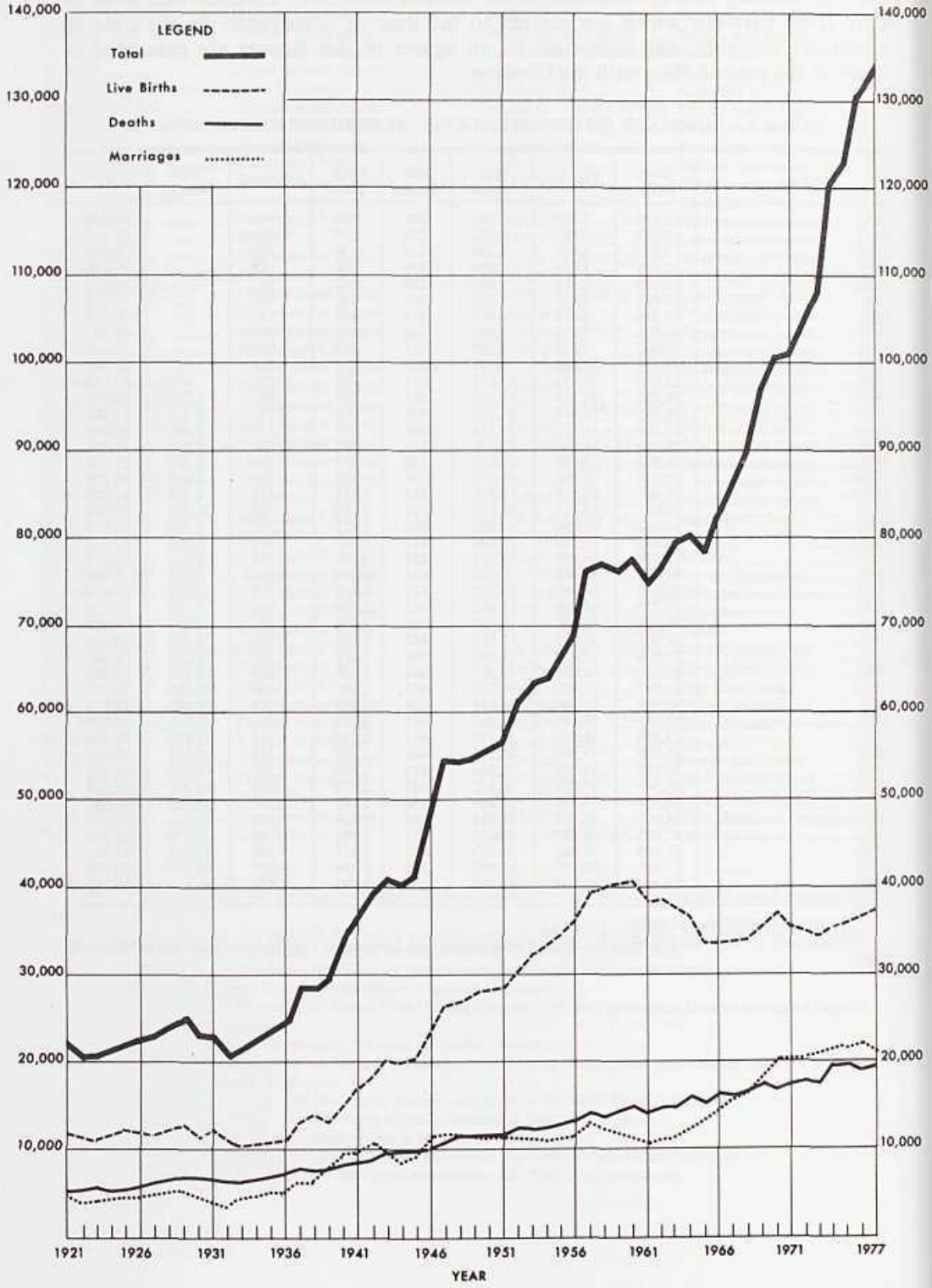

TABLE 3—VOLUME OF SEARCHES PERFORMED; VOLUME OF INCOMING MAIL, DIVISION OF VITAL STATISTICS, BRITISH COLUMBIA, 1968–77

Year	Searches			Pieces of Incoming Mail
	Total Searches	Searches for Government Ministries	Other Searches	
1968	102,215	12,856	89,359	149,957
1969	113,066	15,120	97,946	166,444
1970	108,240	12,085	96,155	163,838
1971	108,926	13,718	95,208	161,181
1972	116,929	12,500	104,429	175,916
1973	128,342	12,244	116,098	187,341
1974	133,813	11,941	121,872	200,555
1975	134,368	11,203	123,165	193,350
1976	153,271	15,531	137,740	221,592
1977	159,993	14,905	145,088	251,301

TABLE 4—REVENUE-PRODUCING CERTIFICATIONS ISSUED BY THE CENTRAL OFFICE, DIVISION OF VITAL STATISTICS, BRITISH COLUMBIA, 1968–77

Type of Certification Issued	1968	1969	1970	1971[1]	1972	1973	1974	1975	1976	1977
Certificates—										
Birth	54,346	60,267	60,861	58,915	65,658	75,043	78,194	79,340	89,120	95,243
Death	9,879	10,223	8,750	8,283	8,818	8,465	9,085	8,969	9,527	9,866
Marriage	6,049	6,815	6,817	7,204	7,798	8,592	8,220	8,601	10,141	10,888
Change of name	888	901	992	1,001	1,220	1,697	1,881	1,995	2,095	3,131
Divorce	286	251	234	239	248	303	263	225	319	331
Baptismal	16	16	12	17	26	22	3	17	7	21
Photographic copies	6,396	7,344	7,181	7,240	8,131	9,124	10,143	10,806	12,007	12,607
Wills notice certification	10,777	10,777	10,020	10,610	11,148	11,621	12,609	12,531	12,663	12,334
Total certifications	87,791	96,594	94,867	93,509	103,047	114,867	120,398	122,484	135,879	144,421

[1]In January 1971 the activities of the District Registrar for the Victoria Registration District were separated from the Central office, and are therefore not reflected in this table after 1970.

TABLE 5—REVENUE COLLECTED BY THE DIVISION OF VITAL STATISTICS, BRITISH COLUMBIA, 1968–77

Year	Total Revenue	Vital Statistics Act Revenue	Marriage Act Revenue
	$	$	$
1968[1]	259,970.25	187,215.41	72,751.84
1969	357,060.24	271,239.26	85,820.98
1970	347,643.52	252,300.36	95,343.16
1971	385,282.29	271,510.00	113,772.29
1972	414,712.04	289,902.18	124,809.86
1973	463,556.26	334,532.70	129,023.56
1974	488,598.81	353,857.80	134,741.01
1975	534,894.62	389,246.00	145,648.62
1976	539,472.11	389,788.11	149,684.00
1977	593,243.01	447,529.51	145,713.50

[1]The fee for a certificate or a certified copy of a registration was increased from $1 to $2 in April 1968.

Registration of Births

The responsibility for the registration of the birth of a child rests with the parent. The attending physician is required by law to report the birth within 48 hours of the event, although this reporting does not constitute registration. The slight increase in birth registrations reflected a similar change in the trend of births shown in Part II.

Legitimations—Under the *Legitimation Act*, a child born out of wedlock is deemed to have been legitimate from birth once its natural parents have intermarried. The *Vital Statistics Act* provides that under such circumstances a new registration may be substituted for the registration originally filed, the new registration showing the child to be legitimate. However, satisfactory evidence of paternity must be first provided.

There were 279 births legitimated n 1977, compared with 298 in 1976.

Alteration to given names—Under section 8 of the *Vital Statistics Act*, a change made in a child's given name before the age of 12 years may be entered on the birth registration by means of a notation.

Alterations of given names in 1977 numbered 283, as compared with the 1976 figure of 276.

Delayed registrations of birth—Special provision is made in the *Vital Statistics Act* for registration of a birth more than one year after the event. There were 293 delayed registrations of births processed during 1977, compared with 289 in 1976.

Fraudulent and improper registrations—The *Vital Statistics Act* makes provision for the cancellation of a registration of birth which has been fraudulently or improperly obtained.

Registrations cancelled numbered 33 in 1977, as compared with 55 in 1976. The majority of these arose from use of a false name on the original registration.

Registration of Deaths

The physician in attendance at the last illness of a deceased person, or the Coroner conducting an inquiry into the death of a person, is required to complete the Medical Certificate of Cause of Death, which forms an important part of the death registration. The responsibility for filing the completed death registration lies with the undertaker in charge of the burial, and the registration must be filed before the necessary burial permit is issued.

Classification of deaths for statistical purposes is made according to the International Statistical Classification of Diseases, Injuries, and Causes of Death, and this classification is based upon the physician's certification. Where there is doubt as to the cause to which the physician wishes the death assigned, he is queried through the local Medical Health Officer.

As indicated in the Introduction, the Eighth Revision of the International Classification of Diseases was adopted by this Province in 1969, in common with the other provinces of Canada and a number of other countries.

Registration of Stillbirths

The term "birth" where used in the *Vital Statistics Act* includes stillbirths, but separate forms are used for stillbirth registration. These forms combine the essential features of both birth and death registrations. In the revised *Vital Statistics Act* of 1962, the definition of a stillbirth reads as follows: "The complete expulsion or extraction from its mother, *after at least twenty weeks' pregnancy*, of a product of conception in which, after such expulsion or extraction, there is no breathing, beat-

ing of the heart, pulsation of the umbilical cord, or unmistakable movement of voluntary muscle."

There were 330 stillbirths registrations filed in 1976.

Registration of Marriages

The responsibility for registering a marriage rests with the person solemnizing the event, namely, the officiating clergyman or Marriage Commissioner.

Marriage registers are provided free of charge to clergymen and Marriage Commissioners. These are returned to the Division periodically in order that they may be checked against the indexes of registrations filed with the Division. If it is thus ascertained that an event has been unrecorded, steps are promptly taken to obtain a registration.

Registration of Adoption Orders

Copies of all adoption orders made by the Courts in this Province are forwarded to this Division by the Court Registrars, as required by the *Vital Statistics Act.*

On receipt of an order regarding an adoption by the Division, a marginal notation showing the child's adoptive name is made on the original registration. All certificates subsequently issued in respect of the registration bear this name. No information regarding the natural parents of the child may be released. This same procedure is followed when an adoption order is received from another province or state relating to the adoption of a child born in British Columbia.

Inspection of the documents filed regarding an adoption is only allowed to officials of the Crown in discharge of their official duties, or to a person authorized by the Provincial Secretary in writing, or to a person authorized by a Judge of the Court presiding in Chambers. Thus every effort is made to protect the interest of the adopted child and his adoptive parents.

Adoption orders filed with the Division in 1977 numbered 1,991, as compared with 1,794 in 1976.

Registration of Divorces

The *Vital Statistics Act* also requires that all divorces and nullities granted in the Province be registered with the Division. The Division is supplied with a certified copy of each decree of dissolution or nullity by the Supreme Court Registrars.

There were 7,965 dissolutions of marriage and 11 nullities registered by this Division in 1977. The comparable figures for 1976 were 9,019 dissolutions and 18 nullities.

Administration of the Change of Name Act

The *Change of Name Act* provides a means whereby persons may change either their given names or their surnames and the names of their minor children upon meeting certain requirements set forth in the Act. The Act expressly forbids changes of name which are not made in accordance with its provisions, but exempts changes of name resulting from marriage, adoption, or legitimation, or changes in the given name of a child made under the *Vital Statistics Act* and prior to the child's 12th birthday. Amendments passed in March and September, 1977, provide for the formal adoption by a married woman of her maiden surname or other surname held prior to her present marriage.

During 1977, 3,046 change of name applications were effected, a substantial increase over the 2,054 changes in the previous year. Many of these applications covered several members in a single family, so that in total 3,853 individuals were affected. Twenty-nine per cent of the applications were made by divorced women, while an additional 28 per cent were made by married men, 15 per cent by single men, and 13 per cent by single women.

TABLE 6—CHANGE OF NAME APPLICATIONS GRANTED, BY MARITAL STATUS AND SEX OF APPLICANT, AND TOTAL NUMBER OF PERSONS AFFECTED, BRITISH COLUMBIA, 1941–77.

Year	Sex and Marital Status of Applicant													Total Number of Persons Affected
	Single		Married		Widowed		Divorced		Separated		Total			
	M	F	M	F	M	F	M	F	M	F	M	F	T	
1941	55	7	37	.....	2	3	4	3	.....	.....	98	13	111	180
1942	72	17	67	2	1	2	1	6	.....	.....	141	27	168	298
1943	59	25	92	5	3	5	4	10	.....	.....	158	45	203	351
1944	67	27	74	8	2	5	2	25	.....	.....	145	65	210	362
1945	103	33	119	10	2	4	21	.....	.....	228	74	302	524	524
1946	128	36	146	14	6	3	8	39	.....	.....	228	92	380	638
1947	117	32	128	7	3	7	7	29	1	.....	256	75	331	555
1948	143	35	134	3	10	5	15	17	.....	.....	302	60	362	586
1949	128	46	140	11	3	4	4	19	1	.....	276	80	356	628
1950	128	33	138	8	2	5	9	25	.....	.....	277	71	348	591
1951	140	39	154	12	2	9	5	17	.....	.....	301	77	378	646
1952	155	59	167	11	3	3	6	40	.....	.....	331	113	444	777
1953	159	48	175	13	2	8	9	35	.....	1	345	105	450	768
1954	142	51	158	6	1	7	4	14	1	.....	306	80[1]	386[1]	702
1955	148	53	165	12	2	8	12	24	.....	.....	327	97	424	743
1956	170	58	163	15	2	3	13	27	.....	.....	348	103	451	769
1957	160	62	210	16	5	7	7	26	.....	.....	384[1]	111	495[1]	929
1958	141	46	205	13	4	14	8	24	1	.....	359	97	456	865
1959	152	58	195	13	3	13	7	33	1	.....	361	118	479[2]	825
1960	147	60	192	11	1	12	11	34	.....	.....	351	117	468	819
1961	138	41	198	16	5	12	10	19	.....	.....	351	88	439	743
1962	125	41	192	21	4	9	9	41	.....	.....	331[3]	112	443[3]	752
1963	139	57	202	22	5	13	15	34	.....	.....	361	126	487	812
1964	157	74	200	23	4	9	11	45	1	.....	373	151	524	879
1965	160	79	190	20	4	19	6	46	.....	.....	360	164	524	816
1966	183	78	224	33	7	16	10	56	1	1	425	184	609	984
1967	162	74	227	26	6	28	16	64	.....	1	411	193	604	915
1968	197	70	281	44	2	27	9	73	1	.....	491[3]	214	705[3]	1,154
1969	181	85	272	55	7	27	19	67	.....	.....	480[3]	234	714[3]	1,058
1970	232	119	304	45	7	13	15	100	.....	.....	558	272	830	1,150
1971	250	121	245	55	4	22	20	88	1	.....	520	286	806	1,046
1972	247	142	360	70	6	31	26	162	2	4	643	409[1]	1,052[1]	1,451
1973	315	211	539	111	8	49	37	284	1	.....	900	655	1,555	2,060
1974	308	258	598	116	6	51	44	334	.....	.....	956	759	1,715	2,248
1975	320	245	575	138	7	41	39	534	1	.....	942	958	1,900	2,374
1976	323	280	611	123	9	48	45	615	.....	.....	988	1,066	2,054	2,549
1977	460	396	852	239	8	58	56	898	4	75	1,380	1,666	3,046	3,853

[1]Includes two cases for which marital status was not stated.
[2]Includes four cases for which marital status was not stated, three male and one female.
[3]Includes one case for which marital status was not stated.

Administration of the Marriage Act

The *Marriage Act* prescribes the legal requirements which must be observed in connection with the solemnizing of marriage, the legal qualifications of individuals to marry, and the authorization of ministers and clergymen and of Marriage Commissioners to perform the marriage ceremony. Under this Act the Division of Vital Statistics is required to license ministers and clergymen of established religious denominations who desire the authority to solemnize marriage. It is also the respon-

sibility of the Division to recommend for appointment Issuers of Marriage Licences throughout the Province and to supervise their work. The actual registration of marriages solemnized and the issuance of marriage certificates are governed by the *Vital Statistics Act*.

On December 31, 1977, there were 2,960 ministers and clergymen authorized to solemnize marriage. During the year, 350 resident clergymen and ministers were licensed, while 247 licences for those residing in the Province were cancelled due to transfer out of the Province or due to death. In addition, 97 temporary licences were issued to nonresident ministers and clergymen who were ministering in the Province for brief periods only, and 94 such licences were cancelled.

Forty-eight orders of remarriage were issued under the *Marriage Act* in 1977.

TABLE 7—MINISTERS AND CLERGYMEN REGISTERED UNDER THE MARRIAGE ACT AND REGISTRATIONS CANCELLED, BRITISH COLUMBIA, 1977

	Permanent	Temporary	Total
Total number on register at end of 1976	2,853	1	2,854
Total number registered during 1977	350	97	447
Total number of registrations cancelled during 1977	247	94	341
Total number on register at end of 1977	2,956	4	2,960

TABLE 8—MINISTERS AND CLERGYMEN ON REGISTER AT END OF 1977 BY RELIGIOUS DENOMINATION, BRITISH COLUMBIA

Denomination	
Advent Christian Conference	1
Adventist[1]	49
Anglican	359
Apostolic Church of Canada (New)	15
Apostolic Church of the Pentecost	33
Apostolic Faith Mission	3
Associated Gospel Churches	14
Baptist Church (Radio and Missionary Church Crusade)	1
Baptist Church (Sapperton)	3
Baptist Conference (Columbia)	21
Baptist Convention (Northwest)	17
Baptist Convention (Regular) of British Columbia[1]	77
Baptist Convention, Ukrainian Evangelical	2
Baptist Pacific Conference (North America)	23
Baptist Union of Western Canada	80
Buddhist Churches of Canada	3
Canadian Armed Forces Chaplaincy	22
Canadian Reformed Church of New Westminster	4
Canadian Sunday School Mission Incorporated	3
Christ Church of China	1
Christadelphians	2
Christian and Missionary Alliance	53
Christian Apostolic Church	11
Christian Reformed	34
Church of Christ (Conservative)	15
Church of Christ (Independent)	8
Church of God, General Assembly of the	10
Church of God (German)	4
Church of God, of Prophecy	8
Church of God (Worldwide)	12
Church of Scientology	3
Church of the Nazarene	31
Churches of God	1
Covenant Bible Fellowship	3
Disciples of Christ	1
Doukhobor Fraternal Society	1
Emissaries of Divine Light	6
Evangelical Christian Church (Russian-Slavonic)	1
Evangelical Church	12
Evangelical Church of the Pentecost	52
Evangelical Covenant Church of America	3
Evangelical Free Church	53
Fellowship Deaconry Association of B.C.	1

[1] *Includes one minister under temporary registration.*

TABLE 8—MINISTERS AND CLERGYMEN ON REGISTER AT END OF 1977 BY RELIGIOUS DENOMINATION, BRITISH COLUMBIA—*Continued*

Denomination	
Free Methodist Church	12
Glad Tidings Temple Missionary Society	17
Global Missions Incorporated	3
Independent Assemblies of God, International	29
Indian Shaker Church[1]	4
International Foursquare Gospel Lighthouse	37
Jehovah's Witnesses	71
Jewish Congregation, Beth Israel	2
Jewish Congregation, North Shore	1
Jewish Congregation, Schara-Tzedek	5
Jewish, Temple Sholom	1
Latter-day Saints, Church of Alberta, Saskatchewan Mission	4
Latter-day Saints, Church of Jesus Christ, Alaska-Canadian Mission	41
Latter-day Saints, Church of Jesus Christ (Cranbrook Stake)	1
Latter-day Saints, Church of Jesus Christ (Reorganized)	28
Latter-day Saints, Church of Jesus Christ (Vancouver Stake)	14
Latter-day Saints, Church of Jesus Christ (Vancouver-South Stake)	3
Latter-day Saints, Church of Jesus Christ (Vernon Stake)	8
Latter-day Saints, Church of Jesus Christ (Victoria Stake)	15
Liberal Catholic Church—Canadian Group	3
Liberal Catholic Church of B.C. and Society	1
Lutheran Church in America, Western Canada Synod	24
Lutheran Church (The), Missouri Synod	51
Lutheran Evangelical Church of Canada	45
Lutheran Evangelical (Latvian)	1
Lutheran, St. Mark's Evangelical	2
Mennonite Brethren Churches	70
Mennonite Brethren Conference, Evangelical	6
Mennonite, Church of God in Christ	3
Mennonite Conference, Evangelical	5
Mennonite Conference, Evangelical Mission of Canada	2
Mennonite Conference of the United Mennonite Church in British Columbia	57
Mennonite Missionary Church	5
Mennonite Old Colony Church	3
Mennonite Old Colony Church of Saskatchewan	4
Mennonite Sommerfelder Church	4
Moravian Church in Canada	1
Muslim Association (B.C.)	3
Netherlands Reformed Congregation	1
New Jerusalem, Church of the (Swedenborgian)	1
New Jerusalem, Church of the (Western Canada Conference)	1
Orthodox Church, Greek	1
Orthodox Church in America	2
Orthodox Church, Russian, Outside of Russia	2
Orthodox Church, Serbian	2
Orthodox Church, Serbian, St. Sava	1
Orthodox Church, Ukrainian of Canada	7
Pentecostal Assemblies of Canada	163
Pentecostal Holiness	10
Pentecostal United	11
People's Fellowship	2
Plymouth Brethren	60
Presbyterian	75
Presbyterian (Free Church of Scotland)	1
Quaker (Society of Friends)	6
Reformed Church in America	4
Reformed Episcopal Church	3
Roman Catholic	375
Salvation Army[1]	108
Shantymen's Christian Association	9
Sikh, Akali Singh Society	2
Sikh, Alberni Valley Gudwara Society	1
Sikh, Cultural Society	2
Sikh, Guru Nanak Cultural Association	1
Sikh, Guru Nanak Temple (Delta))	1
Sikh, Guru Namak Temple Society	1
Sikh, Kalghider Shromani Society	2
Sikh, Khalsa Diwan Society	9
Sikh, Paldi Khalsa Diwan Society	2
Sikh, Vishva Hindu Parishad of B.C.	1
Spiritual Assembly of Victoria (Bahai's)	1
Spiritualist Alliance, International	17
Spiritualist Association of Canada Inc. (National)	2
Spiritualist Church, Open Door	5
Spiritualists' Association of British Columbia	3
Standard Church of America, Incorporated	3

[1] Includes one minister under temporary registration.

TABLE 8—MINISTERS AND CLERGYMEN ON REGISTER AT END OF 1977 BY RELIGIOUS DENOMINATION, BRITISH COLUMBIA—*Continued*

Denomination	
Tenry-Kyo Granville Church	1
Ukrainian Catholic Church of Canada	15
Unitarian	14
United Church of Canada	367
Unity Centre of Practical Christianity	3
Unity in Action	3
Victoria Truth Centre	3
Village Missions	12
Zion Tabernacle	2
Total	2,960

Registry of Wills Notice

The Registry of Wills Notice maintained by this Division under the *Wills Act* makes it possible for a testator to file with this Division a notice stating that he has executed a will, and indicating where the will is deposited. The filing of a wills notice is not mandatory, but provides a convenient means of ensuring that information which will lead to the discovery of the will should be readily available after death. Adequate identifying information respecting the testator, such as date and place of birth, must be included in the wills notice.

In 1946, the first complete year in which notices were filed, there were only 441 notices received. The figures for the last six years show the increasing use of the service by the public. They are as follows: 1972, 23,525; 1973, 27,223; 1974, 34,570; 1975, 37,295; 1976, 40,877, and 1977, 46,611. Wills notice certifications numbered 12,334 in 1977, compared to 12,663 in 1976.

Microfilm and Photographic Services

All registrations of births, deaths, marriages, and stillbirths, together with delayed registrations and amended registrations, are microfilmed weekly. The film is forwarded under contract to Statistics Canada, where it is processed and positive rolls printed for their own use, after which the negative rolls are returned to this Division. The positive rolls are used by Statistics Canada in the compilation of national vital statistics and the national indexes of births, deaths, and marriages

In addition, the following documents are filmed on a continuing basis: Physician's Notices of Birth, wills notices, adoption notices, change of name files, and various supplementary records which the Division is required to file under the *Vital Statistics Act*.

Extensive use is also made of the microfilm and photographic unit to provide photoprints of vital statistics registrations and other documents in connection with the administration of the Acts. In 1977, 45,095 photographic and copy machine prints were issued free of charge to government agencies, including a small number required for use by this office. In addition, 12,607 photographic prints were issued as certified copies at a charge of $2 per copy, as prescribed in the *Vital Statistics Act*.

BIOSTATISTICAL SERVICES

The Division's Research Section, in collaboration with the Data Processing Section, compiles vital statistics from the registrations of births, deaths, marriages, stillbirths, adoptions, and divorces. Certain of these statistics appear in the Annual Report of Vital Statistics. In addition, the Division provides a comprehensive central statistical service to other Divisions of Public Health Programs, to Mental Health Programs, and to certain voluntary agencies subsidized by the Government.

The Division's main statistical activities during 1977 are outlined below in terms of subject-matter.

Computerization

The task of computerizing the division's complex data processing operation, previously based on IBM unit record equipment, was virtually complete by the end of the year. The final stages of the conversion program, commenced in 1974 by the Computing and Consulting Services Branch, have been taken over by the newly established B.C. Systems Corporation, which commenced operations on November 1, 1977.

In addition to the dedicated work done by the Systems and Programming staff, the division's research staff have become increasingly involved as the conversion program nears completion. They have had to work closely with the systems analysts in the development of the new specifications, to become conversant with computer techniques and capabilities, and to familiarize themselves with various program packages available, so as to save programming time and cost in producing needed tabulations.

Health Surveillance Registry

The Health Surveillance Registry, located in Vancouver, comprises a general register of handicapped conditions among children and adults, as well as a distinct cancer register and a register of congenital anomalies and genetic defects. An annual report is issued on the operations of the registry as a whole, as well as a separate statistical report on cancer. The registry is served by four consultants, in genetics, pædiatrics, cancer, and record linkage respectively.

Substantial progress was made during the year in expanding the registry case load and extending the sources of ongoing ascertainment of new cases. About 2,500 new cases of chronic disabilities were completed from reports submitted by the Health Division of the Ministry of Human Resources, a source which was tapped for the first time in 1975. A procedure for continuous registration of cases through the Canadian National Institute of the Blind was established, and over 1,500 new cases were registered from this source. A similar arrangement is being worked out with Childrens' Diagnostic Centre and the Vancouver Childrens' Hospital, and has resulted in another 1,400 new registrations. Discussions were held with the Pacific Region Medical Services Division of Health and Welfare Canada with a view to increasing the ascertainment of registerable conditions among the native Indian population.

The Cancer Register, which is a specialized unit of the Health Surveillance Registry, receives notifications of live cases of malignant neoplasms from hospital pathology laboratories, from private physicians, and from the Cancer Control Agency of B.C. Information on neoplasms ascertained at death is derived mainly from the Vital Statistics registration system.

During the year a committee, including representatives of the Ministry of Health and of the Cancer Control Agency of B.C., made recommendations for closer association between the Cancer Register and the Cancer Control Agency with a view to developing a unified data system which could contribute more effectively to cancer treatment and research in the Province.

Data were supplied to a number of registering agencies, and a wide variety of departmental and other inquiries for registry statistics were dealt with. Research officers also provided statistical information and advice to physicians and other research workers in connection with research projects on specific conditions. Several research papers utilizing registry data were accepted for publication during the year.

The registry was host to a number of visitors from other provinces, and from the United Kingdom, Australia, Japan, and Cuba.

Perinatal Morbidity and Mortality

Two research officers, one from each of the Vancouver and Victoria research office staff, continued to serve as members of the executive committee of the Perinatal Program of British Columbia which, during the year, became a subcommittee of the Medical Advisory Committee to the Ministry of Health. Both officers were active in providing statistical data and advice and assisted in the development of a package of perinatal records designed for use in British Columbia hospitals.

Record Linkage

Substantial progress was made in the division's computerized record linkage project, in which the Medical Genetics Department of The University of British Columbia collaborates. This work was interrupted in November by the sad and untimely death of Dr. Ben Trimble, consultant in record linkage, who had directed the work since its inception in 1974.

Mental Health

In the field of mental health statistics, the division relinquished the processing of statistics relating to mental health institutions administered by the Direcor of Government Health Institutions, and those administered by the Ministry of Human Resources, but continued to assist in the processing of statistics relating to the operation of mental health centres.

Dental Health

Statistical advice and data processing services were provided to the Division of Dental Health Services. Further progress was made in the development of a new dental survey methodology. The results of the Port Alberni mouth rinse study conducted in local schools were analysed and confirmed the beneficial effects of the program in reducing the incidence of dental caries among students. Results from a mouth rinse study in the Lower Fraser Valley were also analysed and a paper co-authored by a member of the Research Section was accepted for publication in the Journal of Community Dentistry and Oral Epidemiology.

Tuberculosis Control

The division's statistical services to the Division of Tuberculosis Control were maintained, including the preparation of tables for the annual report on tuberculosis.

Anti-smoking and Asthma Evaluation

Evaluation of an anti-smoking education program for elementary schoolchildren in the South Okanagan Health Unit was completed during the year. Data from a sample of over 300 children indicated an increase in knowledge of the effects of smoking in relation to lung function, and the increased resolve to avoid smoking in later years. Further progress was made in the evaluation of the community asthma program initiated in the same health unit in 1976. Results to date confirm the effectiveness of this program, particularly in the form of decreased absences from school.

Vital Statistics

Statistics derived from the vital statistics registration system were compiled in collaboration with Statistics Canada. A substantial part of the resulting tabulations appears in the relevant Annual Report of Vital Statistics, while some unpublished data are available on request.

Other Services

Assistance was given to the Division of Aid to the Handicapped in the design and execution of a house-to-house survey of handicapping conditions in the New Westminster area, and in the analysis of the results.

The division collaborated in a study of trichinosis among wild life in the Kootenay area, and in the preparation of a paper on the results, which was accepted for publication.

The Victoria research office serves as the division's agent in the dissemination and analysis of demographic data derived from the Vital Statistics registration system, and also provides biostatistical services to other agencies within and outside the Ministry.

The Victoria research office also provided data processing services and statistical consultation to the Divisions of Epidemiology, Venereal Disease Control, Environmental Engineering, Public Health Inspection, the G. F. Strong Rehabilitation Centre, and to several Health Unit Directors; and dealt with a wide variety of ministerial and other inquiries for statistical data.

PART II—TREND TABLES WITH RATES
(By Place of Residence)

PROMINENT FEATURES

The population in the Province at the middle of 1977 was estimated as 2,493,800, slightly more than one per cent higher than the 1976 Census figure of 2,466,600. As was noted in the 1976 report, the reader should be aware that rates for the various events during 1972 to 1975 were recalculated to reflect changes in population estimates consequent on the final figures produced in the Census. For the most part such changes were not substantial.

The number of births in 1977 was at its highest point since 1970 and the *crude birth-rate* per 1,000 population was up to 14.7 per 1,000 population compared to the 40 year low of 14.5 recorded in 1976. *Illegitimate births* were at an all-time high of 14.0 per cent of live births in the general population and made up fully 66 per cent of Registered Indian births.

Marriages declined somewhat in 1977 and the *crude marriage rate* was 8.5 per 1,000 population, approaching the somewhat lower level of the marriage rates in the 1960's.

For the third year in a row deaths declined in number and the *crude death rate* was 7.5, slightly below the record low of 7.6 for 1976. The standardized death rate was a record low of 5.8 per 1,000 population.

Diseases of the heart continue as the leading cause of death but there was a substantial drop in the death rate in 1977 to 244 per 100,000 population from last year's figure of 254. *Malignant neoplasms* (cancer) continue as the second leading cause, the rate of deaths being up to 163 compared to 159 in 1976. Deaths from *cerebrovascular lesions* dropped in 1977 but continue as the third leading cause of death with a rate of 73 compared to 78 last year.

While the number of deaths from *accidents* in the Province in 1977 increased from the 1976 level and the rate of 65 was also up, these figures are well below those for 1973 and 1974. The rate of *suicides* increased slightly to 17.6.

The *infant mortality rate* per 1,000 live births in 1977 was 13.5, the sixth decline in a row. *Neonatal deaths* (deaths of infants under one month old) showed a more substantial decline from 1976 to 1977 than did infant mortality, and the rate for Indians was down even more substantially. In both cases record low rates were recorded.

Adoptions in 1977 numbered 1,991 compared to 1,794 the previous year.

Dissolutions and nullities of marriage declined from the 1976 figure, with 7,976 being recorded in 1977.

LONG-TERM TRENDS OF POPULATION AND VITAL EVENTS

TABLE 9—POPULATION BY SEX AND AGE-GROUP, BRITISH COLUMBIA, 1901–77

Year		Total	Age-group (Years)										
			0–4	5–9	10–14	15–19	20–29	30–39	40–49	50–59	60–69	70–79	80+
1901	T	178.7	16.2	15.7	12.6	13.2	39.6	39.0	23.2	11.2	5.7	1.9	0.4
	M	114.2	8.3	8.1	6.6	7.4	26.7	27.4	16.7	7.8	3.8	1.2	0.2
	F	64.5	7.9	7.6	6.0	5.8	12.9	11.6	6.5	3.4	1.9	0.7	0.2
1911	T	392.5	36.1	29.6	25.5	27.7	99.1	83.4	50.3	25.1	10.8	3.8	1.1
	M	251.6	18.1	15.2	13.1	15.7	70.0	58.2	34.8	16.6	7.0	2.3	0.6
	F	140.9	18.0	14.4	12.4	12.0	29.1	25.2	15.5	8.5	3.8	1.5	0.5
1921	T	524.6	49.8	54.3	45.3	37.7	76.6	101.1	80.4	46.3	23.5	7.8	1.8
	M	293.4	25.0	27.4	22.8	19.2	39.7	60.0	50.3	29.1	14.6	4.4	0.9
	F	231.2	24.8	26.9	22.5	18.5	36.9	41.1	30.1	17.2	8.9	3.4	0.9
1931	T	694.3	52.0	59.2	59.9	62.4	107.5	98.8	112.5	79.2	41.8	17.2	3.8
	M	385.2	26.2	30.1	30.2	31.9	58.1	54.1	68.1	49.0	25.6	10.0	1.9
	F	309.1	25.8	29.1	29.7	30.5	49.4	44.7	44.4	30.2	16.2	7.2	1.9
1941	T	817.8	59.5	54.8	60.7	66.6	141.3	117.8	100.6	106.0	72.0	30.7	7.8
	M	435.0	30.1	27.9	30.6	33.7	70.1	63.3	53.8	61.5	42.4	17.6	4.0
	F	382.8	29.4	26.9	30.1	32.9	71.2	54.5	46.8	44.5	29.6	13.1	3.8
1951	T	1,165.2	125.9	99.9	78.6	70.3	171.4	182.1	143.3	112.1	108.4	58.7	14.5
	M	597.0	64.2	51.0	39.8	35.8	83.1	88.1	76.3	58.5	60.1	32.5	7.6
	F	568.2	61.7	48.9	38.8	34.5	88.3	94.0	67.0	53.6	48.3	26.2	6.9
1956	T	1,398.5	156.8	140.6	108.5	86.4	186.9	209.6	181.2	125.9	105.9	76.6	20.1
	M	720.5	80.0	71.5	55.4	44.1	98.3	103.0	93.6	67.4	55.3	41.7	10.2
	F	678.0	76.8	69.1	53.1	42.3	88.6	106.6	87.6	58.5	50.6	34.9	9.9
1961	T	1,629.1	186.8	171.7	150.7	112.6	197.4	228.4	209.1	150.6	107.0	85.7	29.1
	M	829.1	95.3	87.9	76.9	57.7	101.0	114.9	103.3	79.2	53.6	44.6	14.7
	F	800.0	91.5	83.8	73.8	54.9	96.4	113.5	105.8	71.4	53.4	41.1	14.4
1966	T	1,873.7	188.8	203.1	182.4	158.4	243.6	235.3	231.0	185.6	121.7	85.5	38.3
	M	948.6	97.0	103.0	93.4	80.7	123.7	122.5	113.6	94.0	61.3	40.7	18.7
	F	925.1	91.8	100.1	89.0	77.7	119.9	112.8	117.4	91.6	60.4	44.8	19.6
1967	T	1,945.0	185.9	209.1	191.9	167.7	264.8	241.7	238.3	193.5	126.1	85.9	40.1
	M	983.6	95.3	106.4	98.1	85.5	134.5	126.3	117.6	97.0	63.3	40.5	19.1
	F	961.4	90.6	102.7	93.8	82.2	130.3	115.4	120.7	96.5	62.8	45.4	21.0
1968	T	2,003.0	180.8	212.5	200.6	175.8	283.9	245.2	244.5	200.5	131.3	86.3	41.6
	M	1,011.2	92.6	108.3	102.4	89.5	143.9	128.1	121.4	99.7	65.8	40.1	19.4
	F	991.8	88.2	104.2	98.2	86.3	140.0	117.1	123.1	100.8	65.5	46.2	22.2
1969	T	2,060.0	177.8	213.4	209.0	183.8	302.7	248.8	249.6	207.4	137.6	86.5	43.4
	M	1,038.4	90.9	109.0	106.5	93.7	153.3	129.6	124.8	102.2	68.8	39.7	19.9
	F	1,021.6	86.9	104.4	102.5	90.1	149.4	119.2	124.8	105.2	68.8	46.8	23.5
1970	T	2,128.0	177.5	213.5	217.1	193.1	324.6	254.4	254.8	214.6	145.3	87.7	45.5
	M	1,071.9	90.9	109.2	110.5	98.4	164.5	132.6	128.3	104.9	72.4	39.8	20.4
	F	1,056.1	86.6	104.2	106.6	94.7	160.1	121.8	126.5	109.7	72.9	47.9	25.1
1971	T	2,184.6	175.4	212.2	222.3	201.1	345.3	260.1	257.7	220.8	152.9	89.5	47.3
	M	1,100.4	89.7	108.3	113.2	102.8	175.0	135.2	130.9	107.7	76.2	40.5	20.9
	F	1,084.2	85.7	103.9	109.1	98.3	170.3	124.9	126.8	113.1	76.7	49.0	26.4
1972	T	2,241.4	176.6	206.5	227.6	209.2	363.8	269.1	259.3	228.7	160.3	91.9	48.1
	M	1,127.2	90.3	105.4	116.1	106.5	183.9	139.3	132.5	111.1	79.2	41.8	20.9
	F	1,114.2	86.3	101.1	111.5	102.7	179.9	129.8	126.8	117.6	81.1	50.1	27.2
1973	T	2,302.4	178.9	198.9	232.5	217.6	383.2	280.7	263.2	235.3	168.4	94.6	49.0
	M	1,156.0	91.4	101.4	118.7	110.4	193.8	144.8	135.1	113.8	82.6	43.1	20.9
	F	1,146.4	87.5	97.5	113.8	107.2	189.4	135.9	128.1	121.5	85.8	51.5	28.1
1974	T	2,375.7	179.8	194.9	236.3	225.9	406.7	297.0	266.7	242.3	177.9	98.3	50.2
	M	1,190.9	91.9	99.4	120.5	114.5	205.2	152.8	137.5	116.8	86.5	44.8	21.0
	F	1,184.8	87.9	95.5	115.8	111.4	201.5	144.2	129.2	125.5	91.4	53.5	29.2
1975	T	2433.2	178.6	193.9	234.6	232.9	427.2	311.0	269.0	246.5	187.0	101.8	50.6
	M	1,217.8	91.3	98.8	119.8	118.3	215.0	159.4	139.2	118.5	90.1	46.7	20.7
	F	1,215.4	87.3	95.1	114.8	114.6	212.2	151.6	129.8	128.0	96.9	55.1	29.9
1976	T	2,466.6	173.3	194.0	227.9	237.0	440.3	321.6	269.8	251.2	193.5	105.7	51.4
	M	1,232.5	88.6	99.2	116.2	121.0	220.8	164.4	139.9	120.7	92.5	48.8	20.4
	F	1,234.1	84.7	94.8	111.7	116.9	219.5	157.2	129.9	130.5	101.0	56.9	31.0
1977	T	2,493.8	173.5	191.6	219.8	241.0	443.0	338.9	270.1	255.0	198.6	109.7	52.6
	M	1,244.1	88.9	98.0	112.1	122.7	221.3	172.9	139.9	122.9	94.2	50.8	20.4
	F	1,249.7	84.6	93.6	107.7	118.3	221.7	166.0	130.2	132.1	104.4	58.9	32.2

Source: Figures for 1901, 1911, 1921, 1931, 1941, 1951, 1956, 1961, 1966, 1971 and 1976 are census counts, while the remainder are estimated by Statistics Canada. The 1972 to 1975 estimates are revised figures based on the 1976 census results. (*See* "Prominent Features," page 17.)

TABLE 10—NUMBER OF LIVE BIRTHS, DEATHS, AND MARRIAGES, AND CORRESPONDING CRUDE RATES, INCLUDING THE STANDARDIZED DEATH RATE[1], BRITISH COLUMBIA, 1921–77

(Rates per 1,000 population)

Year	Population	Live Births		Deaths			Marriages	
		Number	Rate	Number	Rate	Standardized Rate	Number	Rate
1921	525,000	10,653	20.3	4,208	8.0	10.9	3,889	7.4
1922	541,000	10,166	18.8	4,907	9.1	12.2	3,763	7.0
1923	555,000	10,001	18.0	4,997	9.0	12.0	3,943	7.1
1924	571,000	10,119	17.7	5,004	8.8	11.4	4,038	7.1
1925	588,000	10,342	17.6	4,945	8.4	11.0	4,223	7.2
1926	606,000	10,063	16.6	5,474	9.0	11.9	4,418	7.3
1927	623,000	10,084	16.2	5,750	9.2	12.0	4,720	7.6
1928	641,000	10,385	16.2	5,910	9.2	11.7	4,942	7.7
1929	659,000	10,378	15.7	6,397	9.7	12.1	5,155	7.8
1930	676,000	10,867	16.1	6,400	9.5	11.7	4,697	6.9
1931	694,000	10,404	15.0	6,114	8.8	10.5	3,879	5.6
1932	707,000	10,214	14.4	6,150	8.7	10.4	3,604	5.1
1933	717,000	9,583	13.4	6,221	8.7	10.0	4,048	5.6
1934	727,000	9,813	13.5	6,378	8.8	9.9	4,771	6.6
1935	736,000	10,013	13.6	6,857	9.3	10.5	5,034	6.8
1936	745,000	10,571	14.2	7,222	9.7	10.8	5,451	7.3
1937	759,000	11,279	14.9	7,973	10.5	11.5	6,191	8.2
1938	775,000	12,476	16.1	7,460	9.6	10.1	6,135	7.9
1939	792,000	12,373	15.6	7,517	9.5	9.6	7,862	9.9
1940	805,000	13,830	17.2	8,315	10.3	10.2	9,624	12.0
1941	818,000	15,038	18.4	8,505	10.4	10.2	9,769	11.9
1942	870,000	16,808	19.3	8,869	10.2	9.9	10,877	12.5
1943	900,000	18,802	20.9	10,012	11.1	10.7	9,385	10.4
1944	932,000	18,999	20.4	9,697	10.4	9.8	8,434	9.0
1945	949,000	18,877	19.9	9,756	10.3	9.7	9,262	9.8
1946	1,003,000	22,609	22.5	10,137	10.1	9.5	11,762	11.7
1947	1,044,000	26,286	25.2	10,613	10.2	9.3	11,852	11.4
1948	1,082,000	25,984	24.0	11,316	10.5	9.2	11,718	10.8
1949	1,113,000	27,301	24.5	11,315	10.2	8.7	11,376	10.2
1950	1,137,000	27,116	23.8	11,581	10.2	8.6	11,110	9.8
1951	1,165,210	28,077	24.1	11,638	10.0	8.4	11,272	9.7
1952	1,205,000	29,827	24.8	12,080	10.0	8.4	11,081	9.2
1953	1,248,000	31,746	25.4	12,218	9.8	8.1	11,298	9.1
1954	1,295,000	32,946	25.4	12,414	9.6	7.9	10,991	8.5
1955	1,342,000	34,138	25.4	12,816	9.5	7.8	11,011	8.2
1956	1,398,464	36,241	25.9	13,415	9.6	7.9	11,950	8.5
1957	1,482,000	38,744	26.1	13,711	9.3	7.7	12,620	8.5
1958	1,538,000	39,577	25.7	13,741	8.9	7.5	12,094	7.9
1959	1,567,000	39,971	25.5	14,336	9.1	7.5	11,910	7.6
1960	1,602,000	40,116	25.0	14,696	9.2	7.4	11,203	7.0
1961	1,629,100	38,591	23.7	14,403	8.8	7.1	10,935	6.7
1962	1,660,000	38,128	23.0	14,912	9.0	7.1	11,196	6.7
1963	1,699,000	37,478	22.1	15,029	8.8	7.0	11,677	6.9
1964	1,745,000	35,897	20.6	16,051	9.2	7.2	12,158	7.0
1965	1,797,000	33,669	18.7	15,784	8.8	6.9	13,639	7.6
1966	1,873,674	32,502	17.3	16,290	8.7	6.9	14,682	7.8
1967	1,945,000	32,899	16.9	16,170	8.3	7.1	16,026	8.2
1968	2,003,000	33,687	16.8	16,828	8.4	7.2	16,914	8.4
1969	2,060,000	35,383	17.2	17,377	8.4	7.3	18,284	8.9
1970	2,128,000	36,861	17.3	17,020	8.0	6.9	20,020	9.4
1971	2,184,620	34,852	16.0	17,783	8.1	6.5	20,389	9.3
1972	2,241,400	34,563	15.4	18,021	8.0	6.2	20,659	9.2
1973	2,302,400	34,352	14.9	18,095	7.9	6.2	21,303	9.3
1974	2,375,700	35,450	14.9	19,177	8.1	6.3	21,734	9.1
1975	2,433,200	36,281	14.9	19,151	7.9	6.2	21,824	9.0
1976	2,466,610	35,848	14.5	18,788	7.6	6.0	21,536	8.7
1977	2,493,800	36,691	14.7	18,596	7.5	5.8	21,156	8.5

[1]Standardized (age-adjusted) to 1956 Census Population of Canada.

GRAPH B—CRUDE LIVE BIRTH, DEATH, AND MARRIAGE RATES, BRITISH COLUMBIA, 1921–77

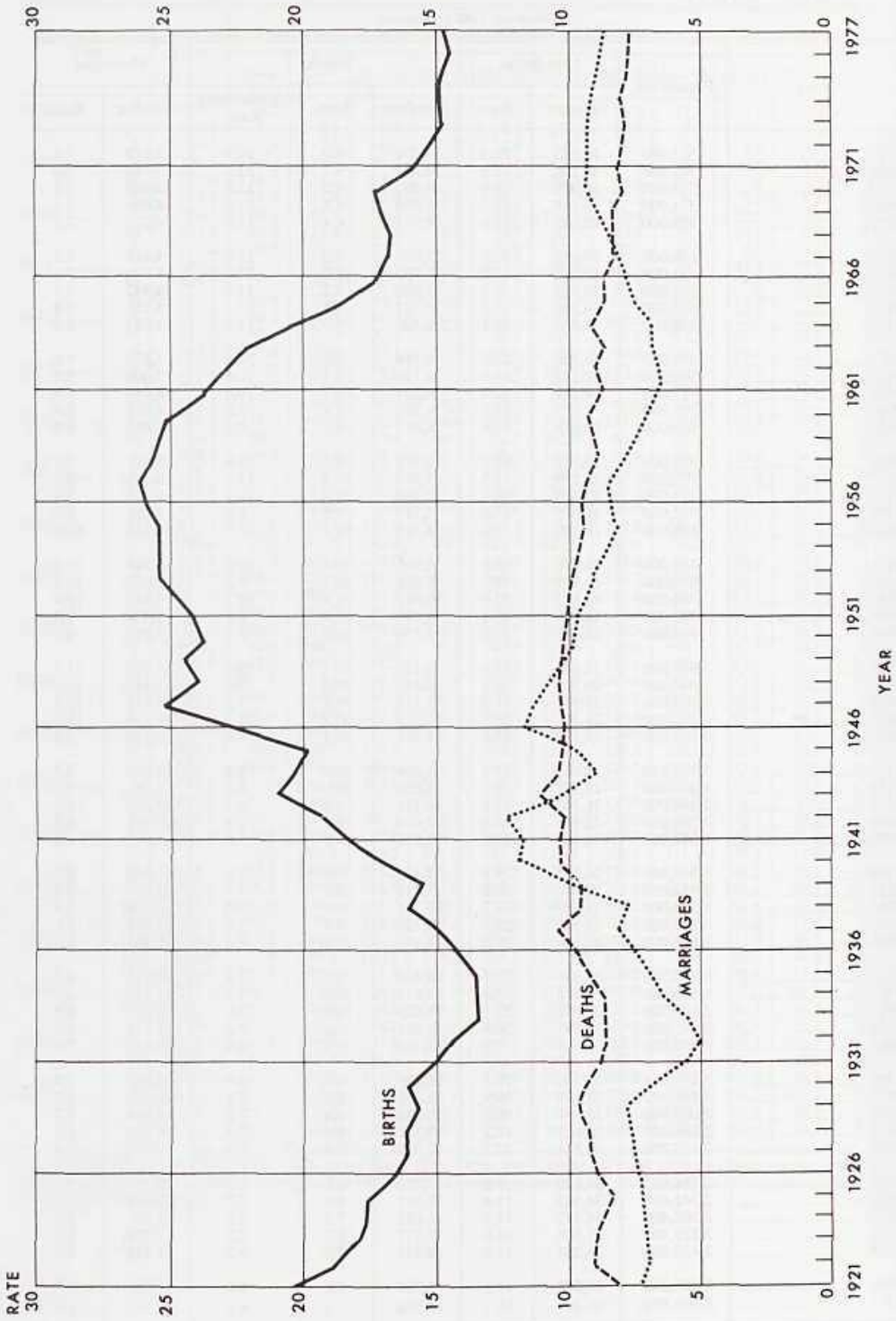

TABLE 11—LIVE BIRTHS, DEATHS, AND NATURAL INCREASE, BRITISH COLUMBIA, 1921–77

(Rates per 1,000 population)

A—Including Registered Indians

Year	Live Births		Deaths		Natural Increase	
	Number	Rate	Number	Rate	Number	Rate
Average, 1921–25	10,256	18.4	4,812	8.6	5,444	9.8
,, 1926–30	10,356	16.2	5,987	9.3	4,369	6.8
,, 1931–35	10,005	14.0	6,346	8.9	3,659	5.1
,, 1936–40	12,105	15.6	7,697	9.9	4,408	5.7
,, 1941–45	17,705	19.8	9,368	10.5	8,337	9.3
,, 1946–50	25,859	24.0	10,992	10.2	14,867	13.8
,, 1951–55	31,347	25.1	12,233	9.8	19,114	15.3
,, 1956–60	38,930	25.7	13,980	9.2	24,950	16.4
,, 1961–65	36,753	21.5	15,236	8.9	21,517	12.6
,, 1966–70	34,266	17.1	16,737	8.4	17,529	8.8
1971	34,852	16.0	17,783	8.1	17,069	7.8
1972	34,563	15.4	18,021	8.0	16,542	7.3
1973	34,352	14.9	18,095	7.9	16,257	7.1
1974	35,450	14.9	19,177	8.1	16,273	6.8
1975	36,281	14.9	19,151	7.9	17,130	7.0
1976	35,848	14.5	18,788	7.6	17,060	6.9
1977	36,691	14.7	18,596	7.5	18,095	7.3

B—Excluding Registered Indians

Average, 1961–65	35,014	21.0	14,815	8.9	20,199	12.1
1966	30,974	16.9	15,856	8.7	15,118	8.3
1967	31,416	16.5	15,750	8.3	15,666	8.2
1968	32,201	16.4	16,396	8.4	15,805	8.1
1969	33,951	16.9	16,957	8.4	16,994	8.4
1970	35,391	17.0	16,598	8.0	18,793	9.0
1971	33,529	15.7	17,356	8.1	16,173	7.6
1972	33,238	15.2	17,596	8.0	15,642	7.1
1973	33,063	14.7	17,656	7.8	15,407	6.8
1974	34,207	14.7	18,682	8.0	15,525	6.7
1975	35,016	14.7	18,693	7.9	16,323	6.9
1976	34,641	14.4	18,383	7.6	16,258	6.7
1977	35,426	14.5	18,187	7.5	17,239	7.1

C—Registered Indians Only

Average, 1961–65	1,739	44.3	420	10.7	1,318	33.6
1966	1,528	34.9	434	9.9	1,094	25.0
1967	1,483	33.1	420	9.4	1,063	23.8
1968	1,486	32.7	432	9.5	1,054	23.2
1969	1,432	30.8	420	9.0	1,012	21.8
1970	1,470	31.0	422	8.9	1,048	22.1
1971	1,323	27.3	427	8.8	896	18.5
1972	1,325	26.7	425	8.6	900	18.1
1973	1,289	25.5	439	8.7	850	16.8
1974	1,243	24.2	495	9.6	748	14.6
1975	1,265	24.2	458	8.8	807	15.5
1976	1,207	22.7	405	7.6	802	15.1
1977	1,265	23.3	409	7.5	856	15.8

Note—The term "registered Indian," as used in this Report, refers to Indians by legal status, whether living on or off the reserves.

TRENDS OF LIVE BIRTHS AND STILLBIRTHS

TABLE 12—LEGITIMATE LIVE BIRTHS BY AGE OF MOTHER, BRITISH COLUMBIA, 1931–77

(Showing percentage legitimate)

A—Including Registered Indians

Year	Age-group (Years)									Total Legitimate	Legitimate per cent of Live Births
	Under 15	15–19	20–24	25–29	30–34	35–39	40–44	45 and Over	Not Stated		
Average, 1931–35	0.8	620.6	2,759.2	2,766.2	1,907.6	1,138.6	425.2	47.8	9.0	9,675.0	96.7
" 1936–40	1.6	767.8	3,606.8	3,607.6	2,134.2	1,099.8	365.2	42.0	6.0	11,631.0	96.1
" 1941–45	1.0	891.8	5,028.4	5,465.4	3,422.6	1,552.2	410.6	40.2	4.0	16,816.2	95.0
" 1946–50	1.0	1,374.2	6,977.4	7,963.6	5,010.4	2,391.0	570.4	50.8	4.2	24,343.0	94.1
" 1951–55	2.4	1,911.4	8,204.2	8,990.2	6,361.6	3,084.4	835.6	55.6	3.4	29,448.8	93.9
" 1956–60	3.4	3,105.8	10,828.4	10,481.6	7,066.2	3,854.4	1,012.4	68.4	4.0	36,424.6	93.6
" 1961–65	1.2	3,189.8	10,711.2	9,295.8	6,063.6	3,302.8	990.0	60.6	0.2	33,615.2	91.5
" 1966–70	1.0	3,175.4	10,576.4	8,916.4	4,380.0	2,079.6	587.4	41.8	1.6	29,759.6	86.8
1971	1	3,010	11,602	10,078	4,087	1,461	349	25	3	30,616	87.8
1972	.....	2,998	11,162	10,679	4,187	1,272	308	27	.....	30,633	88.6
1973	2	2,912	10,972	11,015	4,066	1,170	239	18	4	30,398	88.5
1974	2	2,752	11,045	11,543	4,471	1,114	227	13	2	31,167	88.0
1975	1	2,499	11,075	11,987	4,772	1,092	230	14	1	31,671	87.3
1976	3	2,102	10,726	12,141	4,857	1,192	194	12	4	31,231	87.1
1977	....	1,866	10,725	12,153	5,551	1,175	176	19	1	31,666	86.3

B—Excluding Registered Indians

Average, 1961–65	1.0	3,061.8	10,365.8	9,022.0	5,868.4	3,190.4	948.6	55.0	0.2	32,513.2	92.9
1966	2	3,170	9,230	7,786	4,388	2,351	686	57	1	27,671	89.3
1967	.....	3,043	9,972	7,917	4,195	2,139	608	34	.....	27,908	88.8
1968	2	2,925	10,186	8,532	4,227	1,935	562	46	1	28,416	88.2
1969	1	3,006	10,715	9,376	4,270	1,904	489	35	2	29,798	87.8
1970	.....	3,164	11,413	10,046	4,307	1,702	481	29	3	31,145	88.0
1971	1	2,906	11,381	9,934	4,004	1,427	337	24	3	30,017	89.5
1972	.....	2,870	10,934	10,555	4,127	1,250	297	24	.....	30,057	90.4
1973	2	2,810	10,748	10,902	4,017	1,144	227	17	3	29,870	90.3
1974	2	2,656	10,842	11,421	4,431	1,105	219	13	2	30,689	89.8
1975	1	2,395	10,862	11,879	4,733	1,071	223	14	1	31,179	89.0
1976	2	2,021	10,526	12,029	4,823	1,180	188	11	4	30,784	88.9
1977	....	1,801	10,549	12,036	5,509	1,152	171	18	1	31,237	88.2

C—Registered Indians Only

Average, 1961–65	0.2	128.0	345.4	273.8	195.2	112.4	41.4	5.6	....	1,102.0	63.4
1966	.....	113	333	218	124	90	24	3	.....	905	59.2
1967	.....	109	273	186	110	84	31	3	1	797	53.7
1968	.....	123	259	191	104	71	19	2	.....	769	51.7
1969	.....	114	244	177	82	70	21	.....	.....	708	49.4
1970	.....	110	257	153	93	52	16	.....	.....	681	46.3
1971	.....	104	221	144	83	34	12	1	.....	599	45.3
1972	.....	128	228	124	60	22	11	3	.....	576	43.5
1973	.....	102	224	113	49	26	12	1	1	528	41.0
1974	.....	98	203	122	40	9	8	.....	.....	480	38.6
1975	.....	104	213	108	39	21	7	.....	.....	492	38.9
1976	1	81	200	112	34	12	6	1	....	447	37.0
1977	....	65	176	117	42	23	5	1	....	429	33.9

NOTE—The term "registered Indian," as used in this Report, refers to Indians by legal status, whether living on or off the reserves.

TABLE 13—ILLEGITIMATE LIVE BIRTHS[1] BY AGE OF MOTHER, BRITISH COLUMBIA, 1931–77

(Showing percentage illegitimate)

A—Including Registered Indians

Year	Age-group (Years)									Total Illegitimate	Illegitimate per cent of Live Births
	Under 15	15–19	20–24	25–29	30–34	35–39	40–44	45 and Over	Not Stated		
Average, 1931–35	3.6	101.8	122.4	48.8	29.0	17.0	5.8	0.8	1.2	330.4	3.3
" 1936–40	4.0	133.4	176.6	83.8	42.8	21.8	9.8	1.2	1.4	474.8	3.9
" 1941–45	6.6	225.4	355.6	160.8	77.4	44.8	14.4	2.8	0.8	888.6	5.0
" 1946–50	7.6	368.4	545.8	312.0	165.8	84.6	26.8	3.2	2.0	1,516.2	5.9
" 1951–55	10.8	458.0	628.8	387.4	214.2	126.6	40.6	3.6	1.0	1,890.0	6.1
" 1956–60	20.6	728.8	728.2	464.4	305.4	191.8	61.0	4.4	0.6	2,505.2	6.4
" 1961–65	22.0	1,021.6	1,023.6	493.6	314.6	190.0	62.6	6.8	0.6	3,137.4	8.5
" 1966–70	38.0	1,782.4	1,543.0	634.0	295.4	159.8	50.0	3.6	1.0	4,507.2	13.1
1971	39	1,765	1,386	614	279	115	34	2	2	4,236	12.2
1972	39	1,696	1,239	580	235	104	34	3	.....	3,930	11.4
1973	43	1,621	1,223	642	284	109	32	.....	.....	3,954	11.5
1974	33	1,751	1,403	714	261	91	28	.....	.....	4,281	12.0
1975	40	1,908	1,483	777	278	102	21	1	.....	4,610	12.7
1976	43	1,873	1,526	762	306	89	15	2	1	4,617	12.9
1977	45	1,989	1,697	848	332	93	20	1	....	5,025	14.0

B—Excluding Registered Indians

Average, 1961–65	18.2	842.8	799.8	385.2	247.6	151.2	50.2	5.2	0.6	2,500.8	7.1
1966	32	1,299	1,049	461	263	142	53	2	2	3,303	10.7
1967	21	1,481	1,093	480	239	152	38	3	1	3,508	11.2
1968	22	1,483	1,375	515	224	117	45	5	1	3,785	11.8
1969	37	1,657	1,449	557	260	142	43	7	1	4,153	12.2
1970	37	1,771	1,482	571	234	122	28	1	.....	4,246	12.0
1971	26	1,478	1,144	497	234	100	29	2	2	3,512	10.5
1972	29	1,390	982	469	186	90	32	3	.....	3,181	9.6
1973	31	1,311	970	534	232	88	27	.....	.....	3,193	10.0
1974	27	1,411	1,139	608	228	78	27	.....	.....	3,518	10.3
1975	30	1,561	1,216	677	244	89	19	1	.....	3,837	11.0
1976	28	1,546	1,247	683	261	75	15	1	1	3,857	11.1
1977	31	1,615	1,409	747	288	82	16	1	....	4,189	11.8

C—Registered Indians Only

Average, 1961–65	5.8	178.8	223.8	108.4	67.0	38.8	12.4	1.6	....	636.6	36.6
1966	10	210	230	90	48	28	7	.....	.....	623	40.8
1967	7	228	255	119	44	21	12	.....	.....	686	46.3
1968	8	229	262	125	52	29	12	.....	.....	717	48.3
1969	7	241	268	127	57	18	6	.....	.....	724	50.6
1970	9	313	252	125	56	28	6	.....	.....	789	53.7
1971	13	287	242	117	45	15	5	.....	.....	724	54.7
1972	10	306	257	111	49	14	2	.....	.....	749	56.5
1973	12	310	253	108	52	21	5	.....	.....	761	59.0
1974	6	340	264	106	33	13	1	.....	.....	763	61.4
1975	10	347	267	100	34	13	2	.....	.....	773	61.1
1976	15	327	279	79	45	14	....	1	....	760	63.0
1977	14	374	288	101	44	11	4	....	....	836	66.1

[1]Includes births to unmarried women and births to married women where the husband was not the infant's father.

NOTE—The term "registered Indian," as used in this Report, refers to Indians by legal status, whether living on or off the reserves.

TABLE 14—LIVE BIRTHS, BY AGE OF MOTHER AND TOTAL BIRTH ORDER[1], BRITISH COLUMBIA, 1973–77

Age-group of Mother and Year	Order of Birth of Child											Total	Per Cent of All Births
	1st	2nd	3rd	4th	5th	6th	7th	8th	9th	10th and Over	Not Stt'd		
1973													
Under 15 Years	44	1	.....	.....	.....	.....	.....	.....	.....	.....	.....	45	0.1
15–19 years	3,639	799	90	4	1	.....	.....	.....	.....	.....	.....	4,533	13.2
20–24 "	5,962	4,660	1,232	56	12	3	1	.....	1	.....	.....	12,195	35.5
25–29 "	3,977	4,521	2,173	673	81	21	10	5	3	.....	.....	11,657	33.9
30–34 "	929	1,413	1,027	507	239	121	59	22	18	13	.....	4,350	12.7
35 years and over	200	306	292	255	181	121	68	51	36	60	.....	1,568	4.6
Not stated	1	2	....	....	....	1	....	....	....	....	....	4	(1)
Totals	14,752	11,702	4,814	1,707	670	336	151	84	59	77	.....	34,352	100
Per cent of all births	42.9	34.1	14.0	5.0	2.0	1.0	0.4	0.2	0.2	0.2	.....	100	.....
1974													
Under 15 Years	34	1	.....	.....	.....	.....	.....	.....	.....	.....	.....	35	0.1
15–19 years	3,628	792	62	17	1	2	1	.....	.....	.....	.....	4,503	12.7
20–24 "	6,427	4,480	1,210	253	54	18	2	3	.....	.....	1	12,448	35.1
25–29 "	4,383	4,823	2,086	665	188	69	21	19	1	2	.....	12,257	34.6
30–34 "	1,098	1,607	1,049	551	232	99	48	27	10	11	.....	4,732	13.3
35 years and over	242	329	311	224	135	80	58	36	18	40	.....	1,473	4.2
Not stated	....	....	....	....	....	....	....	....	....	....	2	2	(2)
Totals	15,812	12,032	4,718	1,710	610	268	130	85	29	53	3	35,450	100
Per cent of all births	44.6	34.0	13.3	4.8	1.7	0.8	0.4	0.2	0.1	0.1	(2)	100	....
1975													
Under 15 Years	41	.....	.....	.....	.....	.....	.....	.....	.....	.....	.....	41	0.1
15–19 years	3,615	702	74	15	1	.....	.....	.....	.....	.....	.....	4,407	12.2
20–24 "	6,757	4,316	1,180	237	49	14	2	1	.....	1	1	12,558	34.6
25–29 "	4,838	4,948	2,064	659	163	57	22	5	6	2	.....	12,764	35.2
30–34 "	1,265	1,768	1,144	534	181	85	31	20	9	13	.....	5,050	13.9
35 years and over	234	350	310	199	131	96	48	37	21	34	.....	1,460	4.0
Not stated	....	....	....	....	....	....	....	....	....	....	1	1	(2)
Totals	16,750	12,084	4,772	1,644	525	252	103	63	36	50	2	36,281	100
Per cent of all births	46.2	33.3	13.2	4.5	1.4	0.7	0.3	0.2	0.1	0.1	(2)	100	....
1976													
Under 15 years	46	.....	.....	.....	.....	.....	.....	.....	.....	.....	.....	46	0.1
15–19 years	3,188	697	80	7	2	.....	.....	.....	.....	.....	1	3,975	11.1
20–24 "	6,606	4,238	1,134	213	41	17	2	1	.....	.....	.....	12,252	34.2
25–29 "	4,939	4,956	2,112	627	188	49	22	8	.....	2	.....	12,903	36.0
30–34 "	1,284	1,873	1,169	521	179	80	34	9	10	4	.....	5,163	14.4
35 years and over	263	388	337	204	126	78	43	31	15	19	.....	1,504	4.2
Not stated	1	....	1	....	....	....	....	....	....	....	3	5	(2)
Totals	16,327	12,152	4,833	1,572	536	224	101	49	25	25	4	35,848	100
Per cent of all births	45.5	33.9	113.5	4.4	1.5	0.6	0.3	0.1	0.1	0.1	(2)	100	....
1977													
Under 15 years	45	....	....	....	....	....	....	....	....	....	....	45	0.1
15–19 years	3,154	623	63	12	2	....	....	....	....	....	1	3,855	10.5
20–24 ,,	6,770	4,261	1,102	226	39	16	5	1	2	....	....	12,422	33.9
25–29 ,,	5,123	4,970	2,085	583	148	63	14	13	1	1	....	13,001	35.4
30–34 ,,	1,557	2,146	1,322	536	178	65	38	17	14	10	....	5,883	16.0
35 years and over	265	357	319	220	125	87	36	30	18	27	1	1,484	4.1
Not stated	....	....	....	....	....	....	....	....	....	....	1	1	(2)
Totals	16,914	12,357	4,891	1,577	492	231	93	61	35	38	2	36,691	100
Per cent of all births	46.1	33.7	13.3	4.3	1.3	0.6	0.3	0.2	0.1	0.1	(2)	100	....

[1]Order of birth of child is determined on the basis of total births to the mother, which include live births and stillbirths but exclude abortions and miscarriages.

[2]Less than 0.5.

TABLE 15—STILLBIRTH NUMBERS AND RATES, BRITISH COLUMBIA, 1921–77

Year	Number of Stillbirths	Number of Live Births	Rate per 1,000 Live Births
28 Weeks' Gestation Period and Over			
Average, 1921–25	288	10,256	28.1
" 1926–30	286	10,355	27.6
" 1931–35	247	10,005	24.7
" 1936–40	249	12,106	20.6
" 1941–45	307	17,705	17.3
" 1946–50	353	25,859	13.7
" 1951–55	374	31,347	11.9
" 1956–60	418	38,930	10.7
" 1961–65	370	36,753	10.1
" 1966–70	311	34,266	9.1
1971	310[3]	34,852	8.9
1972	238	34,563	6.9
1973	243	34,352	7.1
1974	252	35,450	7.1
1975	285	36,281	7.9
1976	252	35,848	7.1
1977	234[4]	36,691	6.4
20–27 Weeks' Gestation Period			
1963	111	37,478	3.0
1964	112	35,897	3.1
1965	124	33,669	3.7
1966	108[1]	32,502	3.3
1967	111[2]	32,899	3.4
1968	117	33,687	3.5
1969	137	35,383	3.9
1970	111[2]	38,861	3.0
1971	132[3]	34,852	3.8
1972	118	34,563	3.4
1973	96	34,352	2.8
1974	112	35,450	3.2
1975	129	36,281	3.6
1976	109	35,848	3.0
1977	93[4]	36,691	2.5

[1] There were two stillbirths for which gestation period was not stated.
[2] There was one stillbirth for which gestation period was not stated.
[3] There were four stillbirths for which gestation period was not stated.
[4] There were three stillbirths for which gestation period was not stated.

TRENDS OF GENERAL MORTALITY

TABLE 16—AGE-SEX SPECIFIC DEATH RATES, BRITISH COLUMBIA, 1921–77

(Rates per 1,000 population)

Year	Age-group (Years)																						Total[1]	
	Under 1		1–4		5–9		10–19		20–29		30–39		40–49		50–59		60–69		70–79		80+			
	M	F	M	F	M	F	M	F	M	F	M	F	M	F	M	F	M	F	M	F	M	F	M	F
Average, 1921–25	71.4	56.8	6.1	5.1	2.4	1.9	2.9	2.0	4.3	3.4	4.9	4.2	7.4	6.2	13.4	10.7	28.2	24.5	60.7	56.6	160.9	131.9	9.6	7.5
" 1926–30	67.7	54.1	6.4	5.8	2.7	2.3	2.8	2.4	4.5	3.6	4.8	4.0	7.8	6.2	13.5	10.4	29.8	23.8	66.0	54.5	174.4	147.6	10.4	8.0
" 1931–35	57.9	45.3	4.8	4.4	2.0	1.8	2.1	1.9	3.5	2.9	4.2	3.5	6.4	4.9	12.0	9.4	26.7	22.7	63.3	52.6	152.1	136.2	9.9	7.6
" 1936–40	59.9	45.1	4.6	4.1	2.1	1.9	2.3	1.8	3.1	2.5	3.7	3.1	6.7	4.8	12.8	9.2	28.5	20.7	67.1	53.3	155.3	138.8	11.5	8.2
" 1941–45	51.9	40.5	3.5	2.5	1.6	1.3	1.9	1.3	2.9	1.8	3.2	2.5	6.0	4.3	14.0	9.1	30.1	20.1	70.1	53.9	169.1	147.2	12.5	8.3
" 1946–50	46.3	34.0	2.4	2.0	1.4	0.9	1.5	0.9	2.2	1.5	2.7	2.0	5.9	4.0	13.1	8.1	29.3	19.4	62.9	48.6	148.8	138.4	12.1	8.0
" 1951–55	33.9	25.6	1.7	1.4	0.8	0.4	1.1	0.6	2.3	0.9	2.4	1.5	4.9	3.1	12.5	7.0	29.9	16.7	62.1	45.4	154.4	133.6	12.1	7.6
" 1956–60	29.4	23.9	1.4	1.2	0.7	0.4	1.0	0.4	1.8	0.8	2.1	1.1	4.5	3.2	12.1	6.6	29.0	15.4	61.9	41.4	150.4	128.0	11.1	7.2
" 1961–65	26.3	19.3	1.1	1.1	0.6	0.4	0.8	0.4	2.0	0.6	2.2	1.2	4.5	2.6	11.5	5.9	28.1	14.8	64.4	39.1	140.5	121.0	10.8	7.1
" 1966–70	22.2	17.6	1.1	0.8	0.6	0.4	0.9	0.4	1.9	0.7	2.3	1.3	4.7	2.8	11.2	6.1	27.2	13.6	60.7	34.7	145.7	112.9	9.9	6.7
1971	21.5	16.1	1.0	0.8	0.6	0.3	0.9	1.5	2.0	0.8	2.2	1.2	4.8	2.8	11.1	5.8	25.2	12.9	59.6	32.4	142.1	111.1	9.6	6.7
1972	19.2	14.1	1.1	0.7	0.5	0.3	1.2	0.5	2.2	0.7	2.2	1.3	4.6	2.7	10.4	5.9	24.8	13.1	56.0	34.9	141.3	112.6	9.3	6.8
1973	17.5	14.6	0.7	0.7	0.6	0.4	1.3	0.5	2.2	0.7	2.3	1.1	4.9	2.8	10.9	6.0	23.9	12.3	56.2	31.0	140.8	102.5	9.3	6.4
1974	18.7	12.7	1.2	0.6	0.5	0.3	1.4	0.6	2.5	0.9	2.3	1.2	4.6	2.6	11.4	5.9	25.4	12.2	55.8	30.3	144.1	109.4	9.6	6.6
1975	16.1	13.2	0.8	0.8	0.6	0.3	1.1	0.5	2.3	0.7	2.2	1.1	4.4	2.8	10.8	5.5	25.7	12.8	55.6	31.7	145.4	100.5	9.3	6.4
1976	16.6	12.1	0.8	0.7	0.4	0.3	1.1	0.5	1.9	0.6	1.7	1.1	4.2	2.2	9.7	5.2	24.0	12.1	54.9	30.1	145.0	105.1	8.9	6.4
1977	16.0	11.3	0.7	0.5	0.4	0.3	1.1	0.4	2.1	0.7	1.9	1.1	4.1	2.5	9.7	5.7	23.4	11.6	52.2	28.4	134.4	97.0	8.7	6.2

[1]Includes deaths for which age was not stated.

TABLE 17A—DEATHS FROM 10 MAIN CAUSES, BRITISH COLUMBIA, 1968–77

Year	Diseases of the Heart, 410–443;[1] 393–398, 400.1, 400.9, 402, 404–429[2]		Malignant Neoplasms 140–205, 292.3, 294;[1] 140–209[2]		Cerebro-vascular Diseases 330–334;[1] 430–438[2]		Accidents E800–E962;[1] E800–E949[2]		Diseases of the Arteries, Arterioles, and Capillaries 450–456;[1] 440–448[2]		Suicide E963, E970–E979;[1] E950–E959[2]		Cirrhosis of Liver 581;[1] 571[2]		Pneumonia 490–493, 763;[1] 480–486[2]		Diabetes 260;[1] 250[2]		Certain Causes of Perinatal Mortality 760–762, 769–776;[1] 760–779[2]	
	Rating	No. of deaths	Rating	No. of deaths	Rating	No. of deaths	Rating	No. of deaths	Rating	No. of deaths	Rating	No. of deaths	Rating	No. of deaths	Rating	No. of deaths	Rating	No. of deaths	Rating	No. of deaths
1968	1	6,108	2	3,013	3	1,871	4	1,416	6	495	8	305	10	170	5	783	9	184	7	360
1969	1	6,154[3]	2	3,270	3	1,784	4	1,447	6	589	8	335	9	212	5	851	10	175	7	338
1970	1	5,809	2	3,321	3	1,807	4	1,519	6	545	7	341	9	246	5	705	10	218	8	320
1971	1	5,812	2	3,362	3	1,851	4	1,645	6	645	7	381	9	247	5	747	10	218	8	363
1972	1	6,089	2	3,444	3	1,995	4	1,700	5	639	7	356	8	277	6	625	10	229	9	271
1973	1	5,988	2	3,578	4	1,817	3	1,852	5	643	7	428	8	322	6	509	9	266	10	262
1974	1	6,317	2	3,716	4	1,980	3	1,995	5	600	8	407	7	410	6	586	10	236	9	275
1975	1	6,175	2	3,838	3	1,998	4	1,864	5	643	8	412	7	430	6	615	9	238	10	235
1976	1	6,254	2	3,916	3	1,899	4	1,484	5	665	6	404	6	404	7	390	8	233	9	229
1977	1	6,091	2	4,058	3	1,831	4	1,625	5	705	6	438	7	405	8	370	9	255	10	202

Year	Per Cent of Total Deaths	Rate per 100,000 Population	Per Cent of Total Deaths	Rate per 100,000 Population	Per Cent of Total Deaths	Rate per 100,000 Population	Per Cent of Total Deaths	Rate per 100,000 Population	Per Cent of Total Deaths	Rate per 100,000 Population	Per Cent of Total Deaths	Rate per 100,000 Population	Per Cent of Total Deaths	Rate per 100,000 Population	Per Cent of Total Deaths	Rate per 100,000 Population	Per Cent of Total Deaths	Rate per 100,000 Population	Per Cent of Total Deaths	Rate per 100,000 Population
1968	36.3	304.9	17.9	150.4	11.1	93.4	8.4	70.7	2.9	24.7	1.8	15.2	1.0	8.5	4.7	39.1	1.1	9.2	2.1	18.0
1969	35.4	298.7	18.8	158.7	10.3	86.6	8.3	70.2	3.4	28.6	1.9	16.3	1.2	10.3	4.9	41.2	1.0	8.5	1.9	16.4
1970	34.1	273.0	19.5	156.1	10.6	84.9	8.9	71.4	3.2	25.6	2.0	16.0	1.4	11.6	4.1	33.1	1.2	10.2	1.9	15.0
1971	32.7	266.0	18.9	153.9	10.4	84.7	9.3	75.3	3.6	29.5	2.1	17.4	1.4	11.3	4.2	34.2	1.4	11.1	2.4	16.6
1972	33.8	271.7	19.1	153.7	11.1	89.0	9.4	75.8	3.5	28.5	2.0	15.9	1.5	12.4	3.5	27.9	1.3	10.2	1.5	12.1
1973	33.1	260.1	19.8	155.4	10.0	78.9	10.2	80.4	3.6	27.9	2.4	18.6	1.8	14.0	2.8	22.1	1.5	11.6	1.4	11.4
1974	32.9	265.9	19.4	156.4	10.3	83.3	10.4	84.0	3.1	25.3	2.1	17.1	2.1	17.3	3.1	24.7	1.2	9.9	1.4	11.6
1975	32.2	253.8	20.0	157.7	10.4	82.1	9.7	76.6	3.4	26.4	2.2	16.9	2.2	17.7	3.2	25.3	1.2	9.0	1.2	9.7
1976	33.3	253.5	20.8	158.8	10.1	77.6	7.9	60.2	3.5	27.0	2.2	16.4	2.2	16.4	2.1	15.8	1.2	9.4	1.2	9.3
1977	32.8	244.3	21.8	162.7	9.8	73.4	8.7	65.2	3.8	28.3	2.4	17.6	2.2	16.2	2.0	14.8	1.4	10.2	1.1	8.1

[1] Code numbers according to the Seventh Revision, International Classification of Diseases, for year 1968.
[2] Code numbers according to the Eighth Revision, International Classification of Diseases, for years 1969–77.
[3] Under the Eighth Revision, "arteriosclerotic heart disease with hypertension" (code number 412.1) is included with "heart disease," but under the Seventh Revision it is considered "hypertension" (code number 444).

NOTE—Cause of death adjustments resulting from medical coder's queries are not reflected in this table. *See* Introduction.

TABLE 17B—DEATHS FROM 10 MAIN CAUSES AMONG REGISTERED INDIANS, BRITISH COLUMBIA, 1968–77

Year	Accidents E800–E962;[1] E800–E949[2]		Diseases of the Heart 410–443;[1] 393–398, 400.1 400.9, 402, 404–429[2]		Suicide E963, E970–E979;[1] E950–E959[2]		Malignant Neoplasms 140–205, 292.3, 294;[1] 140–209[2]		Cirrhosis of Liver 581;[1] 571[2]		Cerebrovascular Diseases 330–334;[1] 430–438[2]		Certain Causes of Perinatal Mortality 760–762, 769–776;[1] 760–779[2]		Pneumonia 490–493, 763;[1] 480–486[2]		Homicide E980–3985;[1] E960–E978[2]		Congenital Anomalies 750–759;[1] 740–759[2]	
	Rating	No. of Deaths	Rating	No. of Deaths	Rating	No. of Deaths	Rating	No. of Deaths	Rating	No. of Deaths	Rating	No. of Deaths	Rating	No. of Deaths	Rating	No. of Deaths	Rating	No. of Deaths	Rating	No. of Deaths
1968	1	91	2	78	6	19	4	34	9	7	6	19	5	31	3	49	7	17	9	5
1969	1	116	2	76[3]	7	12	5	18	9	6	6	16	4	29	3	45	8	10	8	10
1970	1	129	2	59	9	7	6	17	8	8	5	24	4	31	3	37	7	12	8	11
1971	1	120	2	52	8	10	5	28	10	5	6	24	4	38	3	43	7	11	9	6
1972	1	119	2	55	7	15	4	32	6	21	5	22	6	21	3	39	8	11	9	3
1973	1	135	2	56	7	13	4	25	4	25	6	21	5	22	3	27	9	7	8	10
1974	1	148	2	65	6	22	4	25	3	31	5	24	5	24	4	25	7	14	8	6
1975	1	144	2	67	9	12	4	26	3	32	7	16	8	15	5	23	6	18	10	11
1976	1	105	2	44	5	21	3	35	4	28	6	20	7	19	8	16	9	10	10	5
1977	1	105	2	63	3	26	4	25	5	22	6	18	7	15	7	15	7	15	8	7

Year	Per Cent of Total Deaths	Rate per 100,000 Population	Per Cent of Total Deaths	Rate per 100,000 Population	Per Cent of Total Deaths	Rate per 100,000 Population	Per Cent of Total Deaths	Rate per 100,000 Population	Per Cent of Total Deaths	Rate per 100,000 Population	Per Cent of Total Deaths	Rate per 100,000 Population	Per Cent of Total Deaths	Rate per 100,000 Population	Per Cent of Total Deaths	Rate per 100,000 Population	Per Cent of Total Deaths	Rate per 100,000 Population	Per Cent of Total Deaths	Rate per 100,000 Population
1968	21.1	200.0	18.0	171.4	4.4	41.8	7.9	74.7	1.6	15.4	4.4	41.8	7.2	68.1	11.3	107.7	3.9	37.4	1.2	11.0
1969	27.6	249.9	17.4	163.7	2.9	25.9	4.3	38.8	1.4	12.9	3.8	34.5	6.9	62.5	10.7	96.9	2.4	21.5	2.4	21.5
1970	30.6	272.3	14.0	124.6	1.7	14.8	4.0	35.9	1.9	16.9	5.7	50.7	7.3	65.5	8.8	78.1	2.8	25.3	2.6	23.2
1971	28.1	247.5	12.2	107.2	2.3	20.6	6.6	57.7	1.2	10.3	5.6	49.5	8.9	78.4	10.1	88.7	2.6	22.7	1.4	12.4
1972	28.0	239.7	12.9	110.8	3.5	30.2	7.5	64.5	4.9	42.3	5.2	44.3	4.9	42.3	9.2	78.6	2.6	22.2	0.7	6.0
1973	30.8	267.0	12.7	110.8	3.0	25.7	5.7	49.4	5.7	49.4	4.8	41.5	5.0	43.5	6.2	53.4	1.6	13.8	2.3	19.8
1974	29.9	288.4	13.1	126.7	1.0	9.8	5.1	48.7	6.3	60.4	4.8	46.7	4.8	46.8	5.1	48.7	2.8	27.6	1.2	11.8
1975	31.4	275.9	14.6	128.4	2.6	23.0	5.7	49.8	7.0	61.3	3.5	30.7	3.3	28.7	5.0	44.1	3.9	34.5	2.4	21.1
1976	25.9	197.5	10.9	82.7	5.2	39.5	8.6	65.8	6.9	52.7	4.9	37.6	4.7	35.7	4.0	30.1	2.5	18.8	1.2	9.4
1977	25.7	193.8	15.4	116.3	6.4	48.0	6.1	46.1	5.4	40.6	4.4	33.2	3.7	27.7	3.7	27.7	3.7	27.7	1.7	12.9

[1] Code numbers according to the Seventh Revision, International Classification of Diseases, for year 1968.
[2] Code numbers according to the Eighth Revision, International Classification of Diseases, for years 1969–77.
[3] *See* footnote 3 to Table 17A.
NOTE 1—The term "registered Indian," as used in this Report, refers to Indians by legal status, whether living on or off reserve.
NOTE 2—Cause of death adjustments resulting from medical coder's queries are not reflected in this table. *See* Introduction.

TABLE 18—DEATHS FROM MAJOR CARDIOVASCULAR-RENAL DISEASES, BRITISH COLUMBIA, 1973–77

Eighth Revision, Intermed. Int. List No.	Cause of Death	1973	1974	1975	1976	1977
A80	Active rheumatic fever	.....	.....	.....	.....	....
A81, A82a, A83, A84	Diseases of the heart	5,988	6,317	6,175	6,254	6,091
A82b	Other hypertensive disease	49	46	42	58	57
A85	Cerebrovascular disease	1,817	1,980	1,998	1,899	1,831
A86	Diseases of the arteries, arterioles, and capillaries	643	600	643	665	705
A87, A88	Other diseases of the circulatory system	65	73	83	99	86
A105, A106	Nephritis and nephrosis	52	60	77	63	59
	Totals	8,614	9,076	9,018	9,038	8,829
	Per cent of all deaths	47.6	47.3	47.1	48.1	475
	Rate per 100,000 population	374.1	382.0	370.6	366.4	354.0

NOTE—Cause of death adjustments resulting from medical coder's queries are not reflected in this table. *See* Introduction.

TABLE 19—DEATHS FROM MALIGNANT NEOPLASMS, BY SITE AND SEX, BRITISH COLUMBIA, 1973–77

A—Numbers

Eighth Revision, Intermed. List No.	Malignant Neoplasm of—	1973		1974		1975		1976		1977	
		M	F	M	F	M	F	M	F	M	F
A45	Bucal cavity and pharynx	44	28	26	17	50	19	44	16	54	26
A46	Oesophagus	44	17	51	36	47	16	45	29	54	25
A47	Stomach	173	82	164	91	166	99	145	98	166	89
A48	Intestine, except rectum	175	216	202	208	174	197	183	198	197	209
A49	Rectum and rectosigmoid junction	115	65	83	61	91	52	92	65	92	77
A50	Larynx	22	4	25	2	21	9	17	2	29	3
A51	Trachea, and of bronchus and lung not specified as secondary	597	143	591	161	631	188	707	193	685	214
A52	Bones	9	1	9	6	7	7	11	8	4	2
A53	Skin	29	16	22	22	27	27	15	21	26	23
A54	Breast	.....	322	2	358	3	321	1	352	4	386
A55	Cervix uteri	.....	53	.....	43	.....	49	.....	47	.....	51
A56	Other and unspecified parts of uterus	.....	50	.....	34	.....	47	.....	53	.....	49
A57	Prostate	195	.....	226	.....	253	.....	235	.....	225	.....
A58	Other and unspecified sites	397	432	472	461	496	462	474	508	482	510
A59	Leukaemia and aleukaemia	80	63	87	65	111	64	81	47	99	55
A60	Lymphosarcoma and other neoplasms of lymphatic and haematopoietic system	128	78	115	76	124	80	134	95	119	103
	Totals	2,008	1,570	2,075	1,641	2,201	1,637	2,184	1,732	2,236	1,822
	Per cent of all deaths	18.7	21.4	18.2	21.1	19.4	21.0	20.0	22.1	20.7	23.4

B—Rate per 100,000 Population

A45	Bucal cavity and pharynx	3.8	2.4	2.2	1.4	4.1	1.6	3.6	1.3	4.3	2.1
A46	Oesophagus	3.8	1.5	4.3	3.0	3.9	1.3	3.7	2.3	4.3	2.0
A47	Stomach	14.9	7.2	13.8	7.7	13.6	8.1	11.8	7.9	13.3	7.1
A48	Intestine, except rectum	15.1	18.8	17.0	17.6	14.3	16.2	14.8	16.0	15.8	16.7
A49	Rectum and rectosigmoid junction	9.9	5.7	7.0	5.1	7.5	4.3	7.5	5.3	7.4	6.2
A50	Larynx	1.9	0.3	2.1	0.2	1.7	0.7	1.4	0.2	2.3	0.2
A51	Trachea, and of bronchus and lung not specified as secondary	51.6	12.5	49.6	13.6	51.8	15.5	57.4	15.6	55.1	17.1
A52	Bones	0.8	0.1	0.8	0.5	0.6	0.6	0.9	0.6	0.3	0.2
A53	Skin	2.5	1.4	1.8	1.9	2.2	2.2	1.2	1.7	2.1	1.8
A54	Breast	.....	28.1	0.2	30.2	0.2	26.4	0.1	28.5	0.3	30.9
A55	Cervix uteri	.....	4.6	.....	3.6	.....	4.0	.....	3.8	.....	4.1
A56	Other and unspecified parts of uterus	.....	4.4	.....	2.9	.....	3.9	.....	4.3	.....	3.9
A57	Prostate	16.8	.....	19.0	.....	20.8	.....	19.1	.....	18.1	.....
A58	Other and unspecified sites	34.3	37.7	39.6	38.9	40.7	38.0	38.5	41.2	38.7	40.0
A59	Leukaemia and aleukaemia	6.9	5.5	7.3	5.5	9.1	5.3	6.6	3.8	8.0	4.4
A60	Lymphosarcoma and other neoplasms of lymphatic and haematopoietic system	11.1	6.8	9.7	6.4	10.2	6.6	10.9	7.7	9.6	8.2
	Totals	173.4	136.9	174.2	138.5	180.7	134.7	177.2	140.3	179.7	145.8

NOTE—Cause of death adjustments resulting from medical coder's queries are not reflected in this table. *See* Introduction.

DEATHS FROM ACCIDENTS AND VIOLENCE

In order to obtain as much information as possible regarding deaths from accidents and violence, a dual coding is used. These deaths are classified according to the *external cause* and also according to the *nature of the injury*. Statistics showing both types of classification are presented in the detailed tables in Part III of this Report

TABLE 20—RATES OF DEATH FROM ACCIDENTS AND VIOLENCE, BY EXTERNAL CAUSE, BRITISH COLUMBIA, 1973–77

(Rates per 100,000 population)

Eighth Revision, Intermed. Int. List No.	External Cause of Death	1973		1974		1975		1976		1977	
		No.	Rate	No.	Rate	No.	Rate	No.	Rate	No.	Rate
AE138	Motor-vehicle accident	806	35.0	870	36.6	770	31.6	638	25.9	704	28.2
AE129	Other transport accident	103	4.5	138	5.8	133	5.5	85	3.4	125	5.0
AE140	Accidental poisoning	247	10.7	219	9.2	228	9.4	147	6.0	158	6.3
AE141	Accidental fall	308	13.4	315	13.3	324	13.3	269	10.9	301	12.1
AE142	Accident caused by fire	110	4.8	102	4.3	109	4.5	85	3.4	76	3.0
AE143	Accidental drowning and submersion	90	3.9	125	5.3	108	4.4	86	3.5	82	3.3
AE144	Accident caused by firearm missile	6	0.3	8	0.3	4	0.2	5	0.2	11	0.4
AE145	Accident, mainly of industrial type	105	4.6	89	3.7	92	3.8	85	3.4	84	3.4
AE146	All other accidents	77	3.3	129	5.4	96	3.9	84	3.4	84	3.4
AE147	Suicide	428	18.6	407	17.1	412	16.9	404	16.4	438	17.6
AE148	Homicide	91	4.0	100	4.2	101	4.2	86	3.5	90	3.6
AE149	Injury, undetermined whether accidentally or purposely inflicted	49	2.1	80	3.4	74	3.0	95	3.9	80	3.2
AE150	Injury resulting from operations of war	.....	.....	.....	.....	1	(1)	2	0.1	1	(1)
	Totals	2,420	105.1	2,582	108.7	2,452	100.8	2,071	84.0	2,234	89.6

[1] Less than 0.05.

NOTE—Cause of death adjustments resulting from medical coder's queries are not reflected in this table. *See* Introduction.

TRENDS OF INFANT AND MATERNAL MORTALITY

TABLE 21—PERINATAL[1], NEONATAL, INFANT, AND MATERNAL DEATH RATES, BRITISH COLUMBIA, 1968–77

(Total, excluding registered Indians, and registered Indians only)

Item	1968	1969	1970	1971	1972	1973	1974	1975	1976	1977
Perinatal death rates per 1,000 *total* births—										
Total	23.8	21.9	21.0	24.3	19.6	19.4	19.2	19.1	18.3	15.8
Excluding registered Indians	22.9	22.9	20.3	23.6	19.0	18.9	18.4	18.6	17.8	15.6
Registered Indians	42.8	43.0	37.0	50.3	34.8	30.7	40.6	33.4	33.4	22.7
Neonatal death rates per 1,000 *live* births—										
Total	13.2	12.1	11.4	13.2	11.0	11.1	10.3	9.3	9.3	7.8
Excluding registered Indians	12.5	11.7	10.7	12.4	10.7	10.6	9.8	9.0	8.9	7.6
Registered Indians	26.9	23.0	29.3	31.7	19.6	23.3	22.5	18.2	19.9	15.0
Infant death rates per 1,000 *live* births—										
Total	19.6	18.1	16.9	18.7	16.8	16.7	16.1	14.4	13.8	13.5
Excluding registered Indians	18.2	16.5	15.3	17.2	15.6	15.8	14.9	13.4	12.8	12.5
Registered Indians	49.8	55.9	55.1	56.7	46.0	41.9	49.9	42.7	42.3	41.1
Maternal death rates per 1,000 *live* births—										
Total	0.3	0.3	0.1	0.2	0.1	0.1	0.1	0.1	0.1	0.1
Excluding registered Indians	0.2	0.2	0.1	0.2	0.1	0.1	0.1	0.1	0.1	0.1
Registered Indians	2.7	2.1	.....	.....	.....	0.8	.....	.....	.....	.....

[1]Includes deaths of infants under seven days old and stillbirths of 20 or more weeks' gestation.

NOTE—The term "registered Indian," as used in this Report, refers to Indians by legal status, whether living on or off reserves.

TABLE 22—INFANT DEATHS, BY CAUSE, BRITISH COLUMBIA, 1973–77

(Total, and registered Indians[1] only)

Eighth Revision Det. Int. List No.	Cause of Death	Total					Registered Indians Only				
		1973	1974	1975	1976	1977	1973	1974	1975	1976	1977
004, 008, 009	Dysentery	8	8	11	3	13	1	.....	3	1	1
033	Whooping-cough	1	1	.....	.....	.....	.....	1	.....	.....	.....
036	Meningococcal infections	3	1	1	.....	.....	.....	.....	.....	.....	.....
055	Measles	.....	.....	.....	.....	.....	.....	.....	.....	.....	.....
254	Diseases of the thymus gland	1	.....	1	.....	.....	.....	.....	1	.....	.....
466, 490, 491	Bronchitis	14	5	4	2	4	5	2	2	2	1
470 – 474	Influenza	1	.....	.....	.....	1	1	.....	.....	.....	.....
480 – 486	Pneumonia	32	33	28	22	14	7	7	10	6	4
740 – 759	Congenital anomalies	145	107	110	116	121	1	2	7	3	6
764 – 768, 770 – 772	Birth injuries and difficult labour, conditions of placenta and cord	76	40	50	42	43	4	7	4	8	5
776	Anoxic and hypoxic conditions, not elsewhere classified	48	112	91	96	77	5	5	9	6	5
777	Immaturity	24	52	42	34	23	2	4	2	.....	4
800 – 949	Accidents	24	32	24	15	23	3	6	2	4	8
	Other causes	198	181	162	165	176	25	28	14	21	18
	Totals	575	572	524	495	495	54	62	54	51	52
	Live births	34,352	35,450	36,281	35,848	36,691	1,289	1,243	1,265	1,207	1,265
	Rate per 1,000 live births	16.7	16.1	14.4	13.8	13.5	41.9	49.9	42.7	42.3	41.1

[1]The term "registered Indian," as used in this Report, refers to Indians by legal status, whether living on or off reserves.
NOTE—Cause of death adjustments resulting from medical coder's queries are not reflected in this table. *See* Introduction.

TABLE 23—INFANT DEATHS, BY AGE AT DEATH AND SEX, BRITISH COLUMBIA, 1921–77

(Rates per 1,000 live births)

Year	Under 1 Day				1 day and Under 1 Week				1 Week and Under 28 Days				28 Days and Under 2 Months				2 Months and Under 4 Months				4 Months and Under 6 Months				6 Months and Under 12 Months				Total			
	Number		Rate		Number		Rate		Number		Rate		Number		Rate		Number		Rate		Number		Rate		Number		Rate		Number		Rate	
	M	F	M	F	M	F	M	F	M	F	M	F	M	F	M	F	M	F	M	F	M	F	M	F	M	F	M	F	M	F	M	F
Average, 1921–25...	[1]	[1]	[1]	[1]	144.0[2]	111.0[2]	27.1[2]	22.4[2]	51.8	39.4	9.8	8.1	28.6	17.4	5.5	3.4	41.0	28.6	7.7	5.7	28.2	20.8	5.3	4.3	61.4	48.8	11.5	9.7	355.0	266.0	66.9	53.6
" 1926–30...	63.4	54.6	12.0	10.8	67.4	52.2	12.9	10.2	44.2	28.4	8.4	5.5	25.4	19.0	4.7	3.7	41.4	28.8	7.8	5.7	25.8	19.2	4.9	3.7	55.4	45.8	10.1	9.1	323.0	248.0	60.8	48.7
" 1931–35...	61.6	44.6	12.1	9.3	60.2	42.0	11.7	8.6	27.2	18.6	5.3	3.9	15.2	15.4	2.9	3.1	30.8	21.0	6.0	4.3	23.4	15.6	4.5	3.3	46.2	41.4	9.0	8.4	264.6	198.6	51.5	40.9
" 1936–40...	64.6	42.4	10.5	7.1	68.4	45.8	10.9	7.8	29.4	22.2	4.7	3.7	23.0	18.8	3.7	3.2	40.6	27.8	6.6	4.8	25.0	20.8	4.0	3.6	58.0	45.2	9.3	7.6	309.0	223.0	49.7	37.8
" 1941–45...	111.2	76.4	12.2	8.8	81.4	58.8	9.0	6.8	42.4	29.6	4.6	3.5	28.8	20.8	3.2	2.4	44.2	40.8	4.9	4.8	34.0	25.0	3.7	2.9	48.8	41.4	5.4	4.8	390.8	292.8	43.0	34.0
" 1946–50...	142.2	96.4	10.7	7.7	119.6	86.4	9.0	6.8	51.8	36.2	3.9	2.8	35.4	25.0	2.8	2.0	59.4	36.8	4.5	2.9	39.6	35.2	3.0	2.8	59.4	45.0	4.5	3.5	507.4	361.0	38.4	28.5
" 1951–55...	140.2	104.4	8.8	6.9	131.0	81.0	8.2	5.3	44.0	34.8	2.7	2.3	39.0	26.8	2.4	1.8	56.8	40.0	3.5	2.6	33.0	31.4	2.1	2.0	49.2	43.8	3.0	2.9	493.8	362.2	30.7	23.8
" 1956–60...	178.2	138.4	9.0	7.3	133.8	100.8	6.7	5.3	56.4	40.2	2.8	2.1	44.4	37.6	2.2	2.0	69.2	47.8	3.5	2.5	35.8	33.6	1.8	1.8	49.8	45.4	2.5	2.4	547.6	443.8	28.5	23.3
" 1961–65...	183.8	129.6	9.8	7.2	106.8	76.2	5.7	4.2	36.4	26.2	1.9	1.4	38.0	27.6	2.0	1.6	61.2	39.8	3.3	2.2	32.6	20.8	1.8	1.2	35.8	28.0	1.9	1.5	495.2	348.2	26.4	19.3
" 1966–70...	154.8	108.2	8.8	6.5	78.8	61.4	4.5	3.7	28.2	23.6	1.6	1.4	29.2	21.6	1.7	1.3	45.8	36.4	2.6	2.2	25.2	21.0	1.4	1.3	25.4	21.8	1.4	1.3	387.4	294.0	22.1	17.6
1971	165	109	9.2	6.5	79	64	4.4	3.8	27	15	1.5	0.9	20	25	1.1	1.5	41	33	2.3	2.0	24	11	1.3	0.7	25	15	1.4	0.9	381	272	21.2	16.1
1972	118	90	6.6	5.3	81	40	4.6	2.4	25	27	1.4	1.6	25	24	1.4	1.4	58	25	3.3	1.5	18	15	1.0	0.9	18	16	1.0	0.9	343	237	19.4	14.0
1973	121	96	6.9	5.7	61	55	3.5	3.3	29	18	1.6	1.1	24	29	1.4	1.7	39	31	2.2	1.9	20	12	1.1	0.7	25	15	1.4	0.9	319	256	18.1	15.3
1974	141	69	7.7	4.0	67	48	3.7	2.8	18	21	1.0	1.2	36	23	2.0	1.3	48	30	2.6	1.7	16	10	0.9	0.6	23	22	1.3	1.3	349	223	19.1	12.9
1975	100	83	5.4	4.7	58	48	3.1	2.7	30	18	1.6	1.0	19	22	1.0	1.2	49	31	2.6	1.7	16	9	0.9	0.5	23	18	1.2	1.0	295	229	16.0	12.9
1976	115	84	6.2	4.9	67	35	3.6	2.0	19	12	1.0	0.7	27	16	1.5	0.9	30	26	1.6	1.5	21	12	1.1	0.7	13	18	0.7	1.0	292	203	15.7	11.7
1977	106	67	5.6	2.8	59	27	3.1	1.5	11	18	0.6	1.0	24	21	1.3	1.2	58	28	3.1	1.6	22	19	1.2	1.1	18	17	1.0	1.0	298	197	15.8	11.1

[1] Figures not available.
[2] Figure represents period under one week.

MAIN CAUSES OF DEATH BY AGE-GROUPS

TABLE 24—DEATHS FROM FOUR MAIN CAUSES IN EACH SPECIFIED AGE-GROUP, BRITISH COLUMBIA, 1977

Detailed Int. List No.	Cause of Death	Deaths in Age-groups by Cause of Death	Per Cent of All Deaths in Age-group	Per Cent of All Deaths Due to Specified Causes	Age-specific Death Rate per 100,000 Population
	Under 1 Year—Deaths, 495				
740–759	1. Congenital anomalies	121	24.4	64.7	335.2
776	2. Anoxic and hypoxic conditions not elsewhere classified	77	15.6	100.0	213.3
764–768, 770–772	3. Birth injuries difficult labour, conditions of placenta and cord	43	8.9	100.0	119.1
480–486	4. Pneumonia	14	2.8	3.8	39.8
	1–4 Years—Deaths, 82				
E800–E949	1. Accidents	42	51.2	2.6	30.6
740–759	2. Congenital anomalies	15	18.3	8.0	10.9
140–209	3. Malignant neoplasms, including neoplasms of lymphatic and hæmatopoietic tissues	3	3.7	0.1	2.2
460–466	4. Acute respiratory infections	1	1.2	5.9	0.7
	5–9 Years—Deaths, 68				
E800–E949	1. Accidents	36	52.9	2.2	18.8
140–209	2. Malignant neoplasms, including neoplasms of lymphatic and hæmatopoietic tissues	10	14.7	0.2	5.2
740–759	3. Congenital anomalies	10	14.7	5.3	5.2
480–486	4. Pneumonia	2	2.9	0.5	1.0
	10–19 Years—Deaths, 358				
E800–E949	1. Accidents	231	64.5	14.2	50.1
E950–E959	2. Suicides	36	10.1	8.2	7.8
140–209	3. Malignant neoplasms, including neoplasms of lymphatic and hæmatopoietic tissues	26	7.3	0.6	5.6
E960–E978	4. Homicides	15	4.2	16.7	3.3
	20–29 Years—Deaths, 619				
E800–E949	1. Accidents	343	55.4	21.1	77.4
E950–E959	2. Suicides	110	17.8	25.1	24.8
E960–E978	3. Homicides	29	4.7	32.2	6.5
140–209	4. Malignant neoplasms, including neoplasms of lymphatic and hæmatopoietic tissues	28	4.5	70.7	6.3
	30–39 Years—Deaths, 519				
E800–E949	1. Accidents	168	32.4	10.3	49.6
140–209	2. Malignant neoplasms, including neoplasms of lymphatic and hæmatopoietic tissues	92	17.7	2.3	27.1
E950–E959	3. Suicides	80	15.4	18.3	23.6
393–398, 400.1, 400.9, 402, 404–429	4. Diseases of the heart	51	9.8	0.8	15.0
	40–49 Years—Deaths, 902				
140–209	1. Malignant neoplasms, including neoplasms of lymphatic and hæmatopoietic tissues	233	25.8	5.8	86.3
393–398, 400.1, 400.9, 402, 404–429	2. Diseases of the heart	179	19.8	2.9	66.3
E800–E949	3. Accidents	158	17.5	9.7	58.5
571	4. Cirrhosis	79	8.8	19.5	29.2
	50–59 Years—Deaths, 1,945				
140–209	1. Malignant neoplasms, including neoplasms of lymphatic and hæmatopoietic tissues	657	33.8	16.2	257.6
393–398, 400.1, 400.9, 402, 404–429	2. Diseases of the heart	548	28.2	9.0	214.9
E800–E949	3. Accidents	177	9.1	10.9	69.4
571	4. Cirrhosis	103	5.3	25.4	40.4

NOTE—Cause of death adjustments resulting from medical coder's queries are not reflected in this table. *See* Introduction.

TABLE 24—DEATHS FROM FOUR MAIN CAUSES IN EACH SPECIFIED AGE-GROUP, BRITISH COLUMBIA, 1977—*Continued*

Detailed Int. List No.	Cause of Death	Deaths in Age-groups by Cause of Death	Per Cent of All Deaths in Age-group	Per Cent of All Deaths Due to Specified Causes	Age-specific Death Rate per 100,000 Population
	60–69 Years—Deaths, 3,417				
140–209	1. Malignant neoplasms, including neoplasms of lymphatic and haematopoietic tissues	1,148	33.6	28.3	578.0
393–398, 400.1, 400.9, 402, 404–429	2. Diseases of the heart	1,139	33.3	18.7	573.5
E800–E949	3. Accidents	137	4.0	8.4	69.0
430–438	4. Cerebrovascular diseases	134	6.8	12.8	117.8
	70–79 Years—Deaths, 4,325				
393–398, 400.1, 400.9, 402, 404–429	1. Diseases of the heart	1,704	39.4	28.0	1,553.3
140–209	2. Malignant neoplasms, including neoplasms of lymphatic and hæmatopoietic tissues	1,088	25.2	26.8	991.8
430–438	3. Cerebrovascular diseases	466	10.8	25.5	424.8
440–448	4. Diseases of arteries, arterioles, and capillaries	168	3.9	23.8	153.1
	80 Years and Over—Deaths, 5,866				
393–398, 400.1, 400.9, 402, 404–429	1. Diseases of the heart	2,456	41.9	40.3	4,669.2
430–438	2. Cerebrovascular diseases	1,000	17.0	54.6	1,901.1
140–209	3. Malignant neoplasms, including neoplasms of lymphatic and hæmatopoietic tissues	772	13.2	19.0	1,467.7
440–448	4. Diseases of arteries, arterioles, and capillaries	407	6.9	57.7	773.8

NOTE—Cause of death adjustments resulting from medical coder's queries are not reflected in this table. *See* Introduction.

TRENDS OF MARRIAGES, ADOPTIONS, AND DIVORCES

TABLE 25—MARRIAGES SOLEMNIZED ACCORDING TO TYPE, BRITISH COLUMBIA, 1968–77

Year	Religious Ceremony				Civil Ceremony		Total	
	Licence		Banns					
	Number	Per Cent	Number	Per Cent	Number	Per Cent	Number	Per Cent
1968	10,665	63.1	3,369	19.9	2,879	17.0	16,914[1]	100
1969	11,594	63.4	3,249	17.8	3,440	18.8	18,284[1]	100
1970	12,510	62.5	3,260	16.3	4,256	21.2	20.026	100
1971	12,557	61.6	3,325	16.3	4,507	22.1	20.389	100
1972	12,573	60.9	3,168	15.3	4,918	23.8	20,659	100
1973	13,214	62.0	2,886	13.6	5,203	24.4	21,303	100
1974	13,125	60.4	2,834	13.0	5,775	26.6	21,734	100
1975	13,216	60.6	2,607	11.9	6,000	27.5	21,824	100
1976	12,744	59.2	2,441	11.3	6,350	29.5	21,536[1]	100
1977	12,439	58.8	2,322	11.0	6,394	30.2	21,156[1]	100

[1] Includes one marriage for which type was not stated.

TABLE 26—ADOPTION ORDERS FILED WITH THE DIVISION OF VITAL STATISTICS FROM 1973 TO 1977, BY LEGITIMACY AND SEX OF CHILD, SHOWING ALSO YEAR OF COURT ORDER FOR 1977 FILINGS, BRITISH COLUMBIA

Year Filed	Legitimate Births			Illegitimate Births			Status Not Given or Unknown			Total
	Male	Female	Total	Male	Female	Total	Male	Female	Total	
1973	269	236	505	549	526	1,075	128	131	259	1,839
1974	254	228	482	484	456	940	116	166	282	1,704
1975	299	292	589	389	361	750	154	144	298	1,637
1976	226	264	490	505	525	1,030	151	123	274	1,794
1977										
1970 court orders	.....	.....	.....	.....	.....	.....	1	.....	1	1
1975 ,, ,,	2	4	6	2	.....	2	2	4	6	14
1976 ,, ,,	44	30	74	49	37	86	34	35	69	229
1977 ,, ,,	237	233	470	515	486	1,001	139	137	276	1,747
1977 totals	283	267	550	566	523	1,089	176	176	352	1,991

TABLE 27—DECREES OF DISSOLUTION AND NULLITY FILED WITH THE DIVISION OF VITAL STATISTICS FROM 1973 TO 1977, BY SEX OF PETITIONER, SHOWING YEAR OF COURT ORDER FOR 1977 FILINGS, BRITISH COLUMBIA

Year Filed	Dissolution of Marriage			Nullity of Marriage		
	Sex of Petitioner		Total	Sex of Petitioner		Total
	Male	Female		Male	Female	
1973	2,063	3,329	5,392	7	13	20
1974	2,366	3,957	6,323	2	3	5
1975	2,691	4,556	7,247	1	1	2
1976	3,134	5,873	9,019[1]	3	15	18
1977						
1967 court orders	1	.....	1	.....	.....	.....
1970 ,, ,,	.....	1	1	.....	.....	.....
1973 ,, ,,	.....	1	1	.....	.....	.....
1974 ,, ,,	.....	1	1	.....	.....	.....
1975 ,, ,,	.....	3	3	.....	.....	.....
1976 ,, ,,	291	547	840	2	4	6
1977 ,, ,,	2,536	4,566	7,118[2]	.....	5	5
1977 totals	2,828	5,119	7,965	2	9	11

[1] Includes 12 decrees petitioned by both parties.
[2] Includes 16 decrees petitioned by both parties.

TABLE 28—DECREES OF DISSOLUTION AND NULLITY FILED WITH THE DIVISION OF VITAL STATISTICS, BY DURATION OF MARRIAGE, BRITISH COLUMBIA, 1968–77

Years of Registration	Years Married														Total	
	Under 5		5–9		10–14		15–19		20–29		30 and Over		Not Stated			
	Number	Per Cent	Number	Per Cent	Number	Per Cent	Number	Per Cent	Number	Per Cent	Number	Per Cent	Number	Per Cent	Number	Per Cent
1968	516	22.7	604	26.6	429	18.9	278	12.3	380	16.8	61	2.7	.....	.....	2,268	100
1969	600	14.0	934	21.8	804	18.8	585	13.7	975	22.8	381	8.9	.....	.....	4,279	100
1970	863	16.4	1,277	24.3	912	17.3	723	13.7	1,076	20.4	415	7.9	.....	.....	5,266	100
1971	938	18.7	1,313	26.2	883	17.6	649	12.9	946	18.8	292	5.8	.....	.....	5,021	100
1972	934	18.0	1,446	27.9	876	16.9	666	12.8	908	17.5	357	6.9	.....	.....	5,187	100
1973	998	18.5	1,583	29.2	886	16.4	685	12.6	921	17.0	339	6.3	.....	.....	5,412	100
1974	1,160	18.4	1,901	30.0	1,102	17.4	768	12.1	998	15.8	399	6.3	.....	.....	6,328	100
1975	1,415	19.5	2,257	31.2	1,205	16.6	908	12.5	1,082	14.9	380	5.3	2	(1)	7,249	100
1976	1,699	18.8	2,950	32.6	1,565	17.3	1,059	11.7	1,278	14.1	482	5.4	4	0.1	9,037	100
1977	1,481	18.6	2,679	33.6	1,390	17.4	880	11.0	1,110	13.9	436	5.5	.....	.....	7,976	100

[1] Less than 0.05.

PART III—DETAILED TABLES, 1977
(Classified by Place of Residence)

GENERAL SUMMARY

TABLE 29—GENERAL SUMMARY OF LIVE BIRTHS, DEATHS, NATURAL INCREASE, AND MARRIAGES FOR REGIONAL DISTRICTS AND MUNICIPALITIES, BRITISH COLUMBIA, 1977

Regional District and Municipality	Live Births					Deaths				Excess of Births Over Deaths	Marriages
	Total	M	F	In Hospital	Illegitimate	Total	M	F	In Hospi-		
British Columbia	36,691	18,909	17,782	36,364	5,025	18,596	10,796	7,800	13,987	18,095	21,156
Alberni-Clayoquot	386	187	199	386	58	116	75	41	85	270	259
Port Alberni	329	160	169	329	38	106	67	39	79	223	234
Tofino	12	3	9	12	5	2	2	.....	1	10	2
Ucluelet	28	13	15	28	8	4	3	1	2	24	14
Unincorporated	17	11	6	17	7	4	3	1	3	13	9
Bulkley-Nechako	776	382	394	764	159	124	81	43	72	652	234
Burns Lake	52	25	27	52	19	13	8	5	6	39	47
Fort St. James	95	50	45	94	30	8	6	2	3	87	22
Fraser Lake	36	17	19	35	2	4	2	2	4	32	5
Granisle	35	22	13	32	.....	2	1	1	2	33	3
Houston	49	15	34	49	10	2	2	.....	1	47	25
Smithers	104	60	44	104	31	17	13	4	13	87	67
Telkwa	12	7	5	12	3	2	2	.....	2	10	6
Vanderhoof	67	35	32	67	8	14	7	7	8	53	37
Unincorporated	326	151	175	319	56	62	40	22	33	264	22
Capital (Victoria Area)	2,672	1,344	1,328	2,631	356	2,245	1,215	1,030	1,751	427	2,125
Central Saanich	112	60	52	110	10	59	37	22	43	53	67
Esquimalt	222	112	110	219	42	133	83	50	107	89	148
North Saanich	37	17	20	37	3	43	30	13	35	−6	42
Oak Bay	80	41	39	80	6	249	126	123	199	−169	153
Saanich	798	390	408	792	75	509	306	203	402	289	399
Sidney	68	35	33	66	6	68	37	31	53	.....	31
Victoria	664	330	334	651	121	925	444	481	722	−261	1,069
Unincorporated	691	359	332	676	93	259	152	107	190	432	216
Cariboo	1,170	610	560	1,159	215	274	173	101	156	896	455
Quesnel	221	116	105	221	22	63	42	21	40	158	179
Williams Lake	196	103	93	196	25	40	25	15	27	156	165
100 Mile House	61	27	34	61	12	10	4	6	5	51	47
Unincorporated	692	364	328	681	156	161	102	59	84	531	64
Central-Coast	93	45	48	91	20	26	19	7	12	67	28
Unincorporated	93	45	48	91	20	26	19	7	12	67	28
Central Fraser Valley	1,623	819	804	1,619	131	590	321	269	475	1,033	766
Abbotsford	178	77	101	178	14	64	42	22	45	114	184
Langley City	242	117	125	241	19	84	44	40	70	158	99
Langley District	669	333	336	667	53	211	115	96	177	458	252
Matsqui	528	289	239	527	41	227	118	109	180	301	231
Unincorporated	6	3	3	6	4	4	2	2	3	2	.....
Central Kootenay	645	338	307	615	121	423	257	166	299	222	368
Castlegar	75	35	40	75	7	53	33	20	38	22	34
Creston	33	21	12	33	8	71	40	31	50	−38	64
Kaslo	11	6	5	11	3	5	5	.....	2	6	10
Nakusp	26	12	14	26	9	3	1	2	3	23	30
Nelson	97	49	48	95	15	91	48	43	70	6	170
New Denver	8	4	4	5	2	5	4	1	4	3	3
Salmo	14	9	5	14	4	8	6	2	6	6	4
Silverton	3	1	2	3	1	2	1	1	1	1	.....
Slocan	6	4	2	6	1	2	2	.....	2	4	2
Unincorporated	372	197	175	347	71	183	117	66	123	189	51

TABLE 29—GENERAL SUMMARY OF LIVE BIRTHS, DEATHS, NATURAL INCREASE, AND MARRIAGES FOR REGIONAL DISTRICTS AND MUNICIPALITIES, BRITISH COLUMBIA, 1977—*Continued*

Regional District and Municipality	Live Births					Deaths				Excess of Births Over Deaths	Marriages
	Total	M	F	In Hospital	Illegitimate	Total	M	F	In Hospi-		
Central Okanagan	900	490	410	899	96	542	318	224	412	358	544
Kelowna	619	337	282	618	75	429	244	185	326	190	477
Peachland	24	12	12	24	3	20	13	7	17	4	5
Unincorporated	257	141	116	257	18	93	61	32	69	164	62
Columbia-Shuswap	554	284	270	552	76	209	133	76	157	345	259
Golden	79	41	38	79	6	11	4	7	9	68	33
Revelstoke	94	44	50	94	13	35	23	12	26	59	61
Salmon Arm	134	59	75	134	24	79	54	25	67	55	116
Unincorporated	247	140	107	245	33	84	52	32	55	163	49
Comox-Strathcona	972	481	491	949	151	339	189	150	254	633	465
Campbell River	340	157	183	339	51	104	60	44	79	236	174
Comox	93	44	49	93	6	27	15	12	21	66	50
Courtenay	122	65	57	120	21	68	25	43	50	54	157
Cumberland	25	12	13	25	4	16	7	9	13	9	16
Gold River	42	14	28	42	.....	4	4	.....	1	38	9
Sayward	9	5	4	9	.....	.....	.....	.....	.....	9	.....
Tahsis	37	19	18	36	6	3	1	2	3	34	5
Zeballos	7	4	3	6	1	1	1	.....	1	6	1
Unincorporated	297	161	136	279	62	116	76	40	86	181	53
Cowichan Valley	767	391	376	764	136	361	221	140	275	406	376
Duncan	56	27	29	56	11	63	29	34	58	−7	171
Ladysmith	60	32	28	60	8	39	31	8	27	21	36
Lake Cowichan	23	11	12	23	2	14	11	3	9	9	22
North Carolina	250	139	111	247	25	87	58	29	74	163	69
Unincorporated	378	182	196	378	90	158	92	66	107	220	78
Dewdney-Alouette	1,002	527	475	999	127	364	225	139	297	638	388
Maple Ridge	538	286	252	538	66	222	136	86	179	316	253
Mission	319	172	147	318	49	101	67	34	85	218	126
Pitt Meadows	114	52	62	113	5	24	12	12	21	90	7
Unincorporated	31	17	14	30	7	17	10	7	12	14	2
East Kootenay	835	437	398	831	97	250	172	78	176	585	355
Cranbrook	243	131	112	243	35	77	47	30	61	166	175
Elkford	64	31	33	64	2	6	4	2	3	58	1
Fernie	98	52	46	96	12	36	25	11	29	62	67
Invermere	20	8	12	20	5	12	7	5	10	8	23
Kimberley	87	40	47	87	8	42	27	15	24	45	45
Sparwood	108	55	53	107	10	16	13	3	12	92	21
Unincorporated	215	120	95	214	25	61	49	12	37	154	23
Fraser-Cheam	773	396	377	767	124	376	228	148	265	397	451
Chilliwack City	85	45	40	84	9	108	67	41	75	−23	221
Chilliwhack District	464	242	222	461	53	185	112	73	140	279	146
Harrison Hot Springs	11	6	5	11	2	5	3	2	4	6	7
Hope	42	18	24	42	15	21	12	9	15	21	46
Kent	43	20	23	41	7	19	13	6	10	24	12
Unincorporated	128	65	63	128	38	38	21	17	21	90	19
Fraser-Fort George	1,757	906	851	1,751	280	359	242	117	226	1,398	722
Mackenzie	153	80	73	152	12	13	10	3	3	140	28
McBride	11	8	3	10	1	8	7	1	7	3	7
Prince George	1,338	677	661	1,336	233	281	183	98	181	1,057	659
Valemount	27	15	12	27	6	6	5	1	1	21	18
Unincorporated	228	126	102	226	28	51	37	14	34	177	10
Greater Vancouver	13,875	7,092	6,783	13,792	1,491	8,759	4,909	3,850	6,692	5,116	9,740
Burnaby	1,479	770	709	1,474	152	971	497	474	763	508	686
Coquitlam	716	363	353	714	73	273	146	127	204	443	230
Delta	995	530	465	991	52	264	143	121	186	731	256
Lions Bay	14	6	8	14	1	4	3	1	3	10	1
New Westminster	419	193	226	413	80	431	244	187	338	−12	1,238

TABLE 29—GENERAL SUMMARY OF LIVE BIRTHS, DEATHS, NATURAL INCREASE, AND MARRIAGES FOR REGIONAL DISTRICTS AND MUNICIPALITIES, BRITISH COLUMBIA, 1977—*Continued*

Regional District and Municipality	Live Births					Deaths				Excess of Births Over Deaths	Marriages
	Total	M	F	In Hospital	Illegitimate	Total	M	F	In Hospi-		
Greater Vancouver—*Continued*											
North Vancouver City	395	222	173	395	48	275	148	127	220	120	841
North Vancouver District	678	335	343	674	40	284	155	129	220	394	336
Port Coquitlam	452	238	214	449	34	96	52	44	71	356	98
Port Moody	165	99	66	165	22	45	36	9	39	120	39
Richmond	1,326	698	628	1,322	83	400	238	162	315	926	548
Surrey	2,085	1,043	1,042	2,078	224	681	405	276	560	1,404	612
University Endowment Area	75	38	37	75	4	21	11	10	18	54	138
Vancouver	4,656	2,357	2,299	4,610	633	4,418	2,525	1,893	3,283	238	4,056
West Vancouver	265	131	134	264	12	356	168	188	275	−91	346
White Rock	114	53	61	114	19	230	132	98	189	−116	299
Unincorporated	41	16	25	40	14	10	6	4	8	31	16
Kitimat-Stikine	871	467	404	860	163	180	123	57	121	691	259
Hazelton	14	6	8	14	8	3	2	1	2	11	7
Kitimat	290	154	136	288	25	32	22	10	23	258	87
Stewart	32	20	12	32	4	8	7	1	3	24	10
Terrace	246	127	119	245	43	74	56	18	54	172	108
Unincorporated	289	160	129	281	83	63	36	27	39	226	47
Kootenay-Boundary	449	248	201	443	48	263	154	109	188	186	231
Fruitvale	53	29	24	53	4	13	8	5	10	40	13
Grand Forks	39	21	18	39	7	28	19	9	24	11	41
Greenwood	11	7	4	11	2	13	11	2	6	−2	6
Midway	12	8	4	12	1	3	2	1	.....	9	1
Montrose	18	10	8	18	1	5	3	2	4	13	2
Rossland	58	35	23	57	8	30	15	15	26	28	66
Trail	145	72	73	144	13	99	55	44	73	46	86
Warfield	5	3	2	5	.....	6	4	2	4	−1	1
Unincorporated	108	63	45	104	12	66	37	29	41	42	15
Mount Waddington	310	147	163	308	52	52	33	19	31	258	65
Alert Bay	20	9	11	20	10	4	3	1	2	16	13
Port Alice	24	12	12	24	5	3	2	1	1	21	2
Port Hardy	105	43	62	105	12	8	7	1	5	97	30
Port McNeill	50	25	25	50	3	3	1	2	3	47	9
Unincorporated	111	58	53	109	22	34	20	14	20	77	11
Nanaimo	819	420	399	807	117	573	347	226	424	246	538
Nanaimo	542	286	256	540	80	362	213	149	278	180	444
Parksville	49	23	26	48	5	39	22	17	30	10	34
Qualicum Beach	17	8	9	16	2	22	13	9	16	−5	24
Unincorporated	211	103	108	203	30	150	99	51	100	61	36
North Okanagan	800	437	363	796	115	387	238	149	302	413	448
Armstrong	26	16	10	26	3	26	16	10	23	.....	30
Coldstream	27	12	15	27	6	7	3	4	4	20	5
Enderby	25	15	10	25	6	21	17	4	14	4	30
Lumby	31	16	15	31	6	8	5	3	2	23	19
Spallumcheen	62	31	31	62	3	17	10	7	12	45	6
Vernon	329	185	144	327	43	214	126	88	186	115	342
Unincorporated	300	162	138	298	48	94	61	33	61	206	16
Okanagan-Similkameen	652	333	319	646	90	462	275	187	346	190	425
Keremeos	14	8	6	14	2	10	9	1	6	4	8
Oliver	22	13	9	22	4	38	23	15	26	−16	54
Osoyoos	24	11	13	24	1	24	17	7	16	.....	17
Penticton	256	139	117	255	37	211	116	95	166	45	252
Princeton	46	25	21	46	6	18	10	8	13	28	23
Summerland	64	27	37	63	5	52	39	13	41	12	39
Unincorporated	226	110	116	222	35	109	61	48	78	117	32

TABLE 29—GENERAL SUMMARY OF LIVE BIRTHS, DEATHS, NATURAL INCREASE, AND MARRIAGES FOR REGIONAL DISTRICTS AND MUNICIPALITIES, BRITISH COLUMBIA, 1977—*Continued*

Regional District and Municipality	Live Births					Deaths				Excess of Births Over Deaths	Marriages
	Total	M	F	In Hospital	Illegitimate	Total	M	F	In Hospi-		
Peace River-Liard	1,126	598	528	1,103	253	285	186	99	197	841	455
Chetwynd	42	28	14	42	16	6	6	.....	6	36	20
Dawson Creek	185	107	78	184	47	91	57	34	70	94	159
Fort Nelson	74	31	43	74	14	9	4	5	7	65	44
Fort St. John	266	135	131	265	54	46	33	13	30	220	193
Hudson's Hope	29	14	15	26	2	8	5	3	4	21	5
Pouce Coupe	10	5	5	10	4	12	6	6	11	−2	6
Taylor	10	4	6	10	.....	4	2	2	3	6	2
Unincorporated	510	274	236	492	116	109	73	36	66	401	26
Powell River	270	130	140	263	52	143	87	56	104	127	143
Powell River	177	91	86	176	24	100	60	40	74	77	138
Unincorporated	93	39	54	87	28	43	27	16	30	50	5
Skeena-Queen Charlotte	482	249	233	475	115	132	93	39	87	350	172
Masset	33	23	10	32	9	7	4	3	5	26	11
Port Clements	7	4	3	7	3	2	1	1	2	5	2
Port Edward	16	9	7	16	2	2	2	.....	1	14	3
Prince Rupert	320	156	164	318	71	89	66	23	64	231	133
Unincorporated	106	57	49	102	30	32	20	12	15	74	23
Squamish-Lillooet	366	208	158	359	93	98	68	30	50	268	89
Lillooet	45	22	23	45	21	15	9	6	8	30	18
Pemberton	8	5	3	8	1	4	4	.....	2	4	2
Squamish	202	118	84	201	20	40	31	9	22	162	55
Whistler	10	8	2	10	.....	1	.....	1	.....	9	8
Unincorporated	101	55	46	95	51	38	24	14	18	63	6
Stikine	45	22	23	45	9	6	4	2	4	39	15
Unincorporated	45	22	23	45	9	6	4	2	4	39	15
Sunshine Coast	198	110	88	195	33	130	74	56	98	68	65
Gibsons	36	21	15	36	10	28	17	11	21	8	19
Sechelt	26	14	12	25	6	11	6	5	9	15	29
Unincorporated	136	75	61	134	17	91	51	40	68	45	17
Thompson-Nicola	1,503	811	692	1,495	247	528	336	192	431	975	716
Ashcroft	30	14	16	30	4	11	8	3	10	19	30
Cache Creek	26	12	14	26	10	6	3	3	3	20	4
Chase	26	17	9	26	8	16	8	8	10	10	19
Clinton	14	7	7	14	2	6	4	2	4	8	9
Kamloops	944	499	445	944	116	333	207	126	299	611	540
Logan Lake	20	11	9	20	2	4	4	.....	3	16	1
Lytton	18	9	9	18	12	7	5	2	4	11	1
Merritt	121	67	54	120	21	30	20	10	17	91	57
Unincorporated	304	175	129	297	72	115	77	38	81	189	55

INFANT MORTALITY

TABLE 30—INFANT DEATHS, TOTAL AND IN HOSPITAL, BY PLACES OF OCCURRENCE AND RESIDENCE, FOR REGIONAL DISTRICTS AND MUNICIPALITIES, BRITISH COLUMBIA, 1977

Regional District and Municipality	Total Infant Deaths					Infant Deaths in Hospital	
	Total by Occurrence	By Residence				Total by Occurrence	Total by Residence
		Total	Neonatal		Post-Neonatal		
			Under 7 Days	7–27 Days			
British Columbia	494	495	259	29	207	399	398
Alberni-Clayoquot	1	2	.....	.....	2	.....	1
Port Alberni	1	2	.....	.....	2	.....	1
Tofino	.....	.....	.....	.....	.....	.....	.....
Ucluelet	.....	.....	.....	.....	.....	.....	.....
Unincorporated	.....	.....	.....	.....	.....	.....	.....
Bulkley-Nechako	10	11	6	.....	5	8	10
Burns Lake	2	.....	.....	.....	.....	1	.....
Fort St. James	1	.....	.....	.....	.....	1	.....
Fraser Lake	.....	3	2	.....	1	.....	3
Granisle	.....	.....	.....	.....	.....	.....	.....
Houston	.....	.....	.....	.....	.....	.....	.....
Smithers	5	1	1	.....	.....	4	1
Telkwa	.....	1	1	.....	.....	.....	1
Vanderhoof	.....	.....	.....	.....	.....	.....	.....
Unincorporated	2	6	2	.....	4	2	5
Capital (Victoria Area)	34	29	15	1	13	27	2
Central Saanich	.....	.....	.....	.....	.....	.....	.....
Esquimalt	.....	6	3	.....	3	.....	4
North Saanich	1	.....	.....	.....	.....	1	.....
Oak Bay	.....	2	.....	.....	2	.....	.....
Saanich	.....	7	4	.....	3	.....	6
Sidney	.....	.....	.....	.....	.....	.....	.....
Victoria	33	7	5	1	1	26	6
Unincorporated	.....	7	3	.....	4	.....	6
Cariboo	15	18	12	1	5	13	16
100 Mile House	.....	1	1	.....	.....	.....	1
Quesnel	3	3	2	1	1	3	3
Williams Lake	10	4	3	.....	1	10	4
Unincorporated	2	10	6	1	3	.....	8
Central Coast	.....	1	1	.....	.....	.....	1
Unincorporated	.....	1	1	.....	.....	.....	1
Central Fraser Valley	8	14	9	.....	5	7	12
Abbotsford	.....	1	.....	.....	1	.....	1
Langley City	.....	2	.....	.....	2	.....	2
Langley District	4	7	6	.....	1	3	6
Matsqui	4	4	3	.....	1	4	3
Unincorporated	.....	.....	.....	.....	.....	.....	.....
Central Kootenay	9	16	10	1	5	6	13
Castlegar	1	2	2	.....	.....	1	2
Creston	1	2	1	.....	1	1	2
Kaslo	1	1	.....	.....	1	.....	.....
Nakusp	.....	.....	.....	.....	.....	.....	.....
Nelson	5	2	1	.....	1	4	2
New Denver	.....	.....	.....	.....	.....	.....	.....
Salmo	.....	1	1	.....	.....	.....	1
Silverton	.....	.....	.....	.....	.....	.....	.....
Slocan	.....	1	1	.....	.....	.....	1
Unincorporated	1	7	4	1	2	.....	5
Central Okanagan	6	11	7	2	2	5	10
Kelowna	5	9	6	2	1	5	9
Peachland	.....	.....	.....	.....	.....	.....	.....
Unincorporated	1	2	1	.....	1	.....	1

TABLE 30—INFANT DEATHS, TOTAL AND IN HOSPITAL, BY PLACES OF OCCURRENCE AND RESIDENCE, FOR REGIONAL DISTRICTS AND MUNICIPALITIES, BRITISH COLUMBIA, 1977—*Continued*

Regional District and Municipality	Total Infant Deaths					Infant Deaths in Hospital	
	Total by Occurrence	By Residence				Total by Occurrence	Total by Residence
		Total	Neonatal		Post-Neonatal		
			Under 7 Days	7–27 Days			
Columbia-Shuswap	6	13	8	1	4	2	10
Golden	.....	1	1	.....	.....	.....	1
Revelstoke	1	5	3	1	1	.....	4
Salmon Arm	.....	3	2	.....	1	.....	3
Unincorporated	5	4	2	.....	2	2	2
Comox-Strathcona	14	19	11	.....	8	9	15
Campbell River	8	8	4	.....	4	5	5
Comox	5	.....	.....	.....	.....	4	.....
Courtenay	.....	4	3	.....	1	.....	4
Cumberland	.....	2	2	.....	.....	.....	2
Gold River	.....	.....	.....	.....	.....	.....	.....
Tahsis	.....	1	.....	.....	1	.....	1
Zeballos	.....	.....	.....	.....	.....	.....	.....
Unincorporated	1	4	2	.....	2	.....	3
Cowichan Valley	5	13	5	2	6	2	9
Duncan	.....	1	1	.....	.....	.....	1
Ladysmith	.....	1	1	.....	.....	.....	1
Lake Cowichan	1	2	.....	1	1	.....	1
North Cowichan	4	2	1	.....	1	2	2
Unincorporated	.....	7	2	1	4	.....	4
Dewdney-Alouette	5	12	4	2	6	3	10
Maple Ridge	4	6	1	2	3	2	4
Mission	1	5	2	.....	3	1	5
Pitt Meadows	.....	.....	.....	.....	.....	.....	.....
Unincorporated	.....	1	1	.....	.....	.....	1
East Kootenay	5	9	7	.....	2	3	6
Cranbrook	3	5	3	.....	2	2	4
Elkford	.....	1	1	.....	.....	.....	.....
Fernie	.....	.....	.....	.....	.....	.....	.....
Invermere	1	2	2	.....	.....	1	2
Kimberley	.....	.....	.....	.....	.....	.....	.....
Sparwood	.....	1	1	.....	.....	.....	.....
Unincorporated	1	.....	.....	.....	.....	.....	.....
Fraser-Cheam	8	9	3	1	5	1	3
Chilliwack City	2	2	.....	.....	2	.....	.....
Chilliwhack District	3	5	3	.....	2	1	3
Harrison Hot Springs	.....	.....	.....	.....	.....	.....	.....
Hope	.....	.....	.....	.....	.....	.....	.....
Kent	1	.....	.....	.....	.....	.....	.....
Unincorporated	2	2	.....	1	1	.....	.....
Fraser-Fort George	34	34	19	2	13	26	25
Mackenzie	.....	1	.....	.....	1	.....	.....
McBride	1	2	1	.....	1	.....	1
Prince George	32	25	14	2	9	26	20
Valemount	1	1	.....	.....	1	.....	.....
Unincorporated	.....	5	4	.....	1	.....	4
Greater Vancouver	227	151	74	11	66	205	131
Burnaby	10	12	5	.....	7	9	11
Coquitlam	1	7	4	.....	3	.....	6
Delta	1	8	1	1	6	.....	6
Lions Bay	.....	.....	.....	.....	.....	.....	.....
New Westminster	14	5	2	1	2	9	3
North Vancouver City	11	5	2	1	2	7	3
North Vancouver District	.....	10	4	.....	6	.....	7

TABLE 30—INFANT DEATHS, TOTAL AND IN HOSPITAL, BY PLACES OF OCCURRENCE AND RESIDENCE, FOR REGIONAL DISTRICTS AND MUNICIPALITIES, BRITISH COLUMBIA, 1977—*Continued*

Regional District and Municipality	Total Infant Deaths					Infant Deaths in Hospital	
	Total by Occurrence	By Residence				Total by Occurrence	Total by Residence
		Total	Neonatal		Post-Neonatal		
			Under 7 Days	7–27 Days			
Greater Vancouver—*Continued*							
Port Coquitlam	.....	7	4	.....	3	.....	6
Port Moody	.....	3	2	.....	1	.....	3
Richmond	7	10	5	.....	5	4	9
Surrey	17	26	18	1	7	15	24
University Endowment Area	.....	2	1	.....	1	.....	1
Vancouver	164	52	24	7	21	160	48
West Vancouver	.....	2	1	.....	1	.....	2
White Rock	2	2	1	.....	1	1	2
Unincorporated	.....	.....	.....	.....	.....	.....	.....
Kitimat-Stikine	12	18	7	.....	11	8	13
Hazelton	.....	2	1	.....	1	.....	2
Kitimat	2	3	2	.....	1	2	3
Stewart	.....	.....	.....	.....	.....	.....	.....
Terrace	3	3	2	.....	1	3	3
Unincorporated	7	10	2	.....	8	3	5
Kootenay-Boundary	11	7	3	1	3	9	5
Fruitvale	.....	.....	.....	.....	.....	.....	.....
Grand Forks	2	1	.....	.....	1	1	.....
Greenwood	.....	1	1	.....	.....	.....	1
Midway	.....	.....	.....	.....	.....	.....	.....
Montrose	.....	.....	.....	.....	.....	.....	.....
Rossland	.....	2	1	.....	1	.....	2
Trail	8	.....	.....	.....	.....	8	.....
Warfield	.....	.....	.....	.....	.....	.....	.....
Unincorporated	1	3	1	1	1	.....	2
Mount Waddington	2	7	5	.....	2	2	6
Alert Bay	2	.....	.....	.....	.....	2	.....
Port Alice	.....	1	1	.....	.....	.....	1
Port Hardy	.....	1	.....	.....	1	.....	.....
Port McNeill	.....	.....	.....	.....	.....	.....	.....
Unincorporated	.....	5	4	.....	1	.....	5
Nanaimo	11	10	3	1	6	4	4
Nanaimo	11	8	3	1	4	4	4
Parksville	.....	1	.....	.....	1	.....	.....
Qualicum Beach	.....	.....	.....	.....	.....	.....	.....
Unincorporated	.....	1	.....	.....	1	.....	.....
North Okanagan	7	12	8	1	3	7	12
Armstrong	.....	.....	.....	.....	.....	.....	.....
Coldstream	.....	1	1	.....	.....	.....	1
Enderby	1	.....	.....	.....	.....	1	.....
Lumby	.....	.....	.....	.....	.....	.....	.....
Spallumcheen	.....	.....	.....	.....	.....	.....	.....
Vernon	6	8	5	1	2	6	8
Unincorporated	.....	3	2	.....	1	.....	3
Okanagan-Similkameen	12	15	7	1	7	11	13
Keremeos	.....	1	1	.....	.....	.....	1
Oliver	1	1	.....	.....	1	.....	.....
Osoyoos	.....	2	2	.....	.....	.....	2
Penticton	10	6	3	1	2	10	6
Princeton	.....	.....	.....	.....	.....	.....	.....
Summerland	1	4	.....	.....	4	1	3
Unincorporated	.....	1	1	.....	.....	.....	1
Peace River-Liard	15	20	12	.....	8	12	17
Chetwynd	2	1	.....	.....	1	1	1
Dawson Creek	5	3	2	.....	1	5	3

TABLE 30—INFANT DEATHS, TOTAL AND IN HOSPITAL, BY PLACES OF OCCURRENCE AND RESIDENCE, FOR REGIONAL DISTRICTS AND MUNICIPALITIES, BRITISH COLUMBIA, 1977—*Continued*

Regional District and Municipality	Total Infant Deaths					Infant Deaths in Hospital	
	Total by Occurrence	By Residence				Total by Occurrence	Total by Residence
		Total	Neonatal		Post-Neonatal		
			Under 7 Days	7–27 Days			
Peace River-Liard—*Continued*							
Fort Nelson	1	1	1	.....	.....	1	1
Fort St. John	5	2	2	.....	.....	5	2
Hudson's Hope	.....	.....	.....	.....	.....	.....	.....
Pouce Coupe	.....	.....	.....	.....	.....	.....	.....
Taylor	.....	1	1	.....	.....	.....	1
Unincorporated	2	12	6	.....	6	.....	9
Powell River	4	4	2	.....	2	2	2
Powell River	3	2	1	.....	1	2	1
Unincorporated	1	2	1	.....	1	.....	1
Skeena-Queen Charlotte	9	10	4	1	5	6	7
Masset	.....	.....	.....	.....	.....	.....	.....
Port Clements	.....	.....	.....	.....	.....	.....	.....
Port Edward	.....	.....	.....	.....	.....	.....	.....
Prince Rupert	8	6	4	.....	2	6	4
Unincorporated	1	4	.....	1	3	.....	3
Squamish-Lillooet	1	6	4	.....	2	1	5
Lillooet	1	1	1	.....	.....	1	1
Pemberton	.....	1	.....	.....	1	.....	1
Squamish	.....	2	1	.....	1	.....	1
Whistler	.....	.....	.....	.....	.....	.....	.....
Unincorporated	.....	2	2	.....	.....	.....	2
Stikine	1	1	1	.....	.....	1	1
Unincorporated	1	1	1	.....	.....	1	1
Sunshine Coast	2	4	1	.....	3	2	4
Gibsons	.....	1	.....	.....	1	.....	1
Sechelt	.....	.....	.....	.....	.....	.....	.....
Unincorporated	2	3	1	.....	2	2	3
Thompson-Nicola	20	19	11	.....	8	17	15
Ashcroft	.....	1	.....	.....	1	.....	1
Cache Creek	.....	1	1	.....	.....	.....	1
Chase	1	1	.....	.....	1	.....	.....
Clinton	.....	.....	.....	.....	.....	.....	.....
Kamloops	16	8	5	.....	3	16	8
Logan Lake	.....	1	.....	.....	1	.....	1
Lytton	1	1	.....	.....	1	.....	.....
Merritt	.....	1	1	.....	.....	.....	.....
Unincorporated	2	5	4	.....	1	1	4

TABLE 31—INFANT DEATHS BY SELECTED CAUSE, SEX, AND AGE, BRITISH COLUMBIA, 1977

Detailed Int. List No.	Cause of Death		Age at Death																							
				Neonatal											Post-neonatal											
			Total	Total Under 28 Days	Under 1 Day	1 Day	2 Days	3 Days	4 Days	5 Days	6 Days	7–13 Days	14–20 Days	21–27 Days	Total, 28 Days to 1 Year	28 Days and Under 2 Months	2 Months	3 Months	4 Months	5 Months	6 Months	7 Months	8 Months	9 Months	10 Months	11 Months
	All causes	T	495	288	173	34	27	4	11	6	4	17	8	4	207	45	47	39	26	15	11	7	3	5	6	3
		M	298	176	106	23	18	2	10	3	3	10	...	1	122	24	29	29	12	10	3	4	1	3	6	1
		F	197	112	67	11	9	2	1	3	1	7	8	3	85	21	18	10	14	5	8	3	2	2	...	2
004,	Dysentery	M	5	3	...	...	...	...	1	1	1	...	...	...	2	...	1	1	...	...	...	...	...	...	...	...
008–009		F	8	3	...	...	...	...	1	...	...	1	1	...	5	1	2	1	...	...	1	...	...	...	...	...
038	Septicaemia	M	3	1	...	...	...	...	...	...	...	1	...	...	2	1	1	...	...	...	...	...	...	...	...	...
		F	4	3	...	...	1	...	...	...	...	...	1	1	1	1	...	...	...	...	...	...	...	...	...	...
Resid. in	Other infective and parasitic deseases	M	2	1	...	...	...	...	1	...	...	...	...	...	1	1	...	...	...	...	...	...	...	...	...	...
000–136		F	2	...	...	...	...	...	...	...	...	...	...	...	2	1	1	...	...	...	...	...	...	...	...	...
210–228	Benign neoplasms	M	1	1	1	...	...	...	...	...	...	...	...	...	...	...	...	...	...	...	...	...	...	...	...	...
230–239	Neoplasms of unspecified nature	M	1	1	1	...	...	...	...	...	...	...	...	...	...	...	...	...	...	...	...	...	...	...	...	...
260–269	Avitaminosis and other nutritional deficiency	F	1	...	...	...	...	...	...	...	...	...	...	...	1	...	1	...	...	...	...	...	...	...	...	...
270–279	Other metabolic diseases	M	2	...	...	...	...	...	...	...	...	...	...	...	2	1	...	1	...	...	...	...	...	...	...	...
Resid. in	Other allergic, endocrine, and metabolic diseases	M	1	1	1	...	...	...	...	...	...	...	...	...	...	...	...	...	...	...	...	...	...	...	...	...
240–279		F	1	...	...	...	...	...	...	...	...	...	...	...	1	...	...	...	1	...	...	...	...	...	...	...
280–289	Diseases of blood and blood-forming organs	M	1	...	...	...	...	...	...	...	...	...	...	...	1	...	...	1	...	...	...	...	...	...	...	...
		F	1	...	...	...	...	...	...	...	...	...	...	...	1	...	...	...	...	1	...	...	...	...	...	...
320	Meningitis	M	1	...	...	...	...	...	...	...	...	...	...	...	1	...	...	...	...	1	...	...	...	...	...	...
343	Cerebral spastic infantile paralysis	M	1	...	...	...	...	...	...	...	...	...	...	...	1	...	...	...	...	1	...	...	...	...	...	...
Resid. in	Other diseases of the nervous system and sense																									
320–389	organs	M	2	...	...	...	...	...	...	...	...	...	...	...	2	...	...	...	2	...	...	...	...	...	...	...
		F	1	...	...	...	...	...	...	...	...	...	...	...	1	...	...	...	...	...	1	...	...	...	...	...
390–458	Diseases of the circulatory system	M	2	...	...	...	...	...	...	...	...	...	...	...	2	...	...	1	...	...	...	...	...	...	...	1
		F	3	...	...	...	...	...	...	...	...	...	...	...	3	2	...	...	...	...	1	...	...	...	...	...
460–466	Acute respiratory infections	M	4	...	...	...	...	...	...	...	...	...	...	...	4	...	2	1	...	1	...	...	...	...	...	...
		F	1	...	...	...	...	...	...	...	...	...	...	...	1	...	...	...	...	1	...	...	...	...	...	...
470–474	Influenza	M	1	...	...	...	...	...	...	...	...	...	...	...	1	...	...	...	...	...	...	...	...	1	...	...
480–486	Pneumonia	M	9	...	...	...	...	...	...	...	...	...	...	...	9	3	2	3	1	...	...	...	...	...	...	...
		F	5	...	...	...	...	...	...	...	...	...	...	...	5	2	1	1	...	...	...	...	1	...	...	...
490–493	Bronchitis, emphysema, and asthma	F	1	...	...	...	...	...	...	...	...	...	...	...	1	...	...	...	...	...	1	...	...	...	...	...
Resid. in	Other diseases of the respiratory system	M	6	...	...	...	...	...	...	...	...	...	...	...	6	1	2	2	1	...	...	...	...	...	...	...
460–519		F	5	...	...	...	...	...	...	...	...	...	...	...	5	1	...	1	1	...	1	...	...	...	...	...
550–553	Hernia	M	1	...	...	...	...	...	...	...	...	...	...	...	1	...	...	...	...	...	...	1	...	...	...	...
560	Intestinal obstruction without mention of hernia	F	1	1	...	...	...	...	...	...	...	...	...	1	...	...	...	...	...	...	...	...	...	...	...	...
Resid. in	Other diseases of the digestive system	M	3	...	...	...	...	...	...	...	...	...	...	...	3	1	2	...	...	...	...	...	...	...	...	...
520–577		F	2	...	...	...	...	...	...	...	...	...	...	...	2	1	...	...	1	...	...	...	...	...	...	...

NOTE—Cause of death adjustments resulting from medical coder's queries are not reflected in this table. *See* Introduction.

TABLE 31—INFANT DEATHS BY SELECTED CAUSE, SEX, AND AGE, BRITISH COLUMBIA, 1977—*Continued*

740–743	Congenital anomalies of the brain, spinal cord, and nervous system	M	9	5	3	1	...	...	...	...	...	...	...	1	4	2	1	...	...	...	...	1	...	...	...	...
		F	10	5	4	...	...	...	...	...	...	1	...	...	5	1	1	...	1	...	1	1	...	...	...	...
746	Congenital anomalies of heart	M	17	6	1	4	1	...	...	...	...	...	...	...	11	2	2	3	1	2	...	...	...	1	...	...
		F	18	8	2	1	1	...	...	...	...	3	...	1	10	1	2	1	3	...	1	1	...	1	...	...
747	Other congenital anomalies of circulatory system	M	7	3	...	1	...	...	...	...	1	1	...	...	4	1	1	1	...	1	...	...	...	...	...	...
		F	3	1	...	...	...	...	...	...	...	...	1	...	2	2	...	...	...	...	...	...	...	...	...	...
748	Congenital anomalies of respiratory system	M	8	6	4	1	1	...	...	...	...	...	...	...	2	1	...	...	...	...	1	...	...	...	...	...
		F	3	2	1	...	...	1	...	...	...	...	...	...	1	...	...	1	...	...	...	...	...	...	...	...
749–751	Congenital anomalies of digestive system	M	4	2	...	...	1	...	...	...	...	1	...	...	2	...	...	...	...	2	...	...	...	...	...	...
		F	6	2	...	...	1	...	...	...	1	...	...	...	4	...	1	...	1	...	...	1	1	...	...	...
753	Congenital anomalies of urinary system	M	4	4	2	...	...	1	...	...	...	1	...	...	...	...	...	...	...	...	...	...	...	...	...	...
		F	1	1	1	...	...	...	...	...	...	...	...	...	...	...	...	...	...	...	...	...	...	...	...	...
759	Congenital anomalies of multiple systems	M	9	7	6	...	...	...	...	...	1	...	...	...	2	...	1	...	...	...	...	...	...	...	1	...
		F	9	6	3	2	...	...	...	1	...	...	...	...	3	1	1	...	...	1	...	...	...	...	...	...
Resid. in 740–759	Other congenital anomalies	M	9	8	6	1	...	...	1	...	...	...	...	...	1	...	1	...	...	...	...	...	...	...	...	...
		F	4	4	4	...	...	...	...	...	...	...	...	...	...	...	...	...	...	...	...	...	...	...	...	...
760–761	Maternal conditions unrelated to pregnancy	F	1	1	1	...	...	...	...	...	...	...	...	...	...	...	...	...	...	...	...	...	...	...	...	...
762–763	Maternal toxaemia and infection	M	2	2	...	1	...	...	1	...	...	...	...	...	...	...	...	...	...	...	...	...	...	...	...	...
		F	4	4	2	1	...	...	...	1	...	...	...	...	...	...	...	...	...	...	...	...	...	...	...	...
764–768	Difficult labour	M	5	5	3	1	1	...	...	...	...	...	...	...	...	...	...	...	...	...	...	...	...	...	...	...
		F	4	4	3	...	1	...	...	...	...	...	...	...	...	...	...	...	...	...	...	...	...	...	...	...
769	Other complications of pregnancy and childbirth	M	21	21	19	2	...	...	...	...	...	...	...	...	...	...	...	...	...	...	...	...	...	...	...	...
		F	14	14	11	...	2	...	...	...	...	...	1	...	...	...	...	...	...	...	...	...	...	...	...	...
770–771	Conditions of placenta and umbilical cord	M	13	13	11	1	...	...	...	...	...	1	...	...	...	...	...	...	...	...	...	...	...	...	...	...
		F	9	9	9	...	...	...	...	...	...	...	...	...	...	...	...	...	...	...	...	...	...	...	...	...
772	Birth injury	M	8	8	5	1	...	...	...	1	...	1	...	...	...	...	...	...	...	...	...	...	...	...	...	...
		F	4	4	...	2	...	1	...	1	...	...	...	...	...	...	...	...	...	...	...	...	...	...	...	...
774–775	Haemolytic disease of newborn	M	3	3	2	...	...	...	1	...	...	...	...	...	...	...	...	...	...	...	...	...	...	...	...	...
		F	3	3	3	...	...	...	...	...	...	...	...	...	...	...	...	...	...	...	...	...	...	...	...	...
776	Anoxia and hypoxia	M	55	55	27	7	13	1	4	1	...	2	...	...	...	...	...	...	...	...	...	...	...	...	...	...
		F	22	22	13	5	3	...	...	...	...	...	1	...	...	...	...	...	...	...	...	...	...	...	...	...
777	Immaturity	M	15	15	13	2	...	...	...	...	...	...	...	...	...	...	...	...	...	...	...	...	...	...	...	...
		F	8	8	7	...	...	...	...	...	...	1	...	...	...	...	...	...	...	...	...	...	...	...	...	...
Resid. in 760–779	Other causes of perinatal mortality	M	5	5	1	...	1	...	1	...	...	2	...	...	...	...	...	...	...	...	...	...	...	...	...	...
		F	6	6	3	...	...	...	...	...	...	1	2	...	...	...	...	...	...	...	...	...	...	...	...	...
780–796	Symptoms and ill-defined conditions	M	40	...	...	...	...	...	...	...	...	...	...	...	40	7	10	13	4	2	2	...	1	...	1	...
		F	27	1	...	...	...	...	...	...	...	...	1	...	26	7	6	5	6	2	...	...	...	...	...	...
E810–E823	Motor vehicle accidents	M	2	...	...	...	...	...	...	...	...	...	...	...	2	...	1	...	...	...	...	...	...	1	...	...
E880–E887	Accidental falls	M	2	...	...	...	...	...	...	...	...	...	...	...	2	...	...	...	1	...	...	...	...	...	1	...
E890–E899	Fire accidents	M	1	...	...	...	...	...	...	...	...	...	...	...	1	...	...	...	...	...	...	1	...	...	...	...
E911–E912	Inhalation and ingestion	M	4	...	...	...	...	...	...	...	...	...	...	...	4	1	1	1	1	...	...	...	...	...	...	...
		F	3	...	...	...	...	...	...	...	...	...	...	...	3	...	2	...	...	...	1	...	...	...	...	...
E913	Mechanical suffocation	M	4	...	...	...	...	...	...	...	...	...	...	...	4	2	...	1	...	...	...	...	...	...	1	...
Resid. in E800–E999	Other accidents and violence	M	5	...	...	...	...	...	...	...	...	...	...	...	5	...	1	...	1	...	...	1	...	...	2	...
		F	2	...	...	...	...	...	...	...	...	...	...	...	2	...	...	...	...	...	...	...	...	1	...	1

NOTE—Cause of death adjustments resulting from medical coder's queries are not reflected in this table. *See* Introduction.

GENERAL MORTALITY

TABLE 32—DEATHS BY CAUSE (INTERMEDIATE LIST), SEX, AND REGIONAL DISTRICT, BRITISH COLUMBIA, 1977

Intermediate International List No.	Cause of Death		Total	Alberni-Clayoquot	Bulkley-Nechako	Capital (Victoria Area)	Cariboo	Central Coast	Central Fraser Valley	Central Kootenay	Central Okanagan	Columbia-Shuswap	Comox-Strathcona	Cowichan Valley	Dewdney-Alouette	East Kootenay	Fraser-Cheam	Fraser-Fort George	Greater Vancouver	Kitimat-Stikine	Kootenay Boundary	Mount Waddington	Nanaimo	North Okanagan	Okanagan-Similkameen	Peace River-Liard	Powell River	Skeena-Queen Charlotte	Squamish-Lillooet	Stikine	Sunshine Coast	Thompson-Nicola
	All causes	T	18,596	116	124	2,245	274	26	590	423	542	209	339	361	364	250	376	359	8,759	180	263	52	573	387	462	285	143	132	98	6	130	528
		M	10,796	75	81	1,215	173	19	321	257	318	133	189	221	225	172	228	242	4,909	123	154	33	347	238	275	186	87	93	68	4	74	336
		F	7,800	41	43	1,030	101	7	269	166	224	76	150	140	139	78	148	117	3,850	57	109	19	226	149	187	99	56	39	30	2	56	192
	I. Infective and parasitic diseases	T	130	2	1	9	5	...	4	3	...	5	2	3	1	...	1	2	60	3	1	1	5	1	3	6	2	3	...	...	...	7
		M	70	1	...	6	4	...	2	2	...	4	1	...	...	...	1	...	36	...	...	...	2	1	1	4	1	1	...	...	...	3
		F	60	1	1	3	1	...	2	1	...	1	1	3	1	...	...	2	24	3	1	1	3	...	2	2	1	2	...	...	...	4
A3	Paratyphoid fever and other salmonella infections	M	2	...	...	...	...	...	...	1	...	1	...	...	...	...	...	...	...	...	...	...	...	...	...	...	...	...	...	...	...	...
A4	Bacillary dysentery and amoebiasis	M	1	...	...	...	...	...	...	...	...	...	...	...	...	...	...	...	1	...	...	...	...	...	...	...	...	...	...	...	...	...
		F	1	...	...	...	...	...	...	...	...	...	...	...	...	...	...	...	...	...	...	...	...	...	...	...	...	...	...	...	...	...
A5	Enteritis and other diarrhoeal diseases	M	17	...	...	3	2	...	1	...	...	2	...	...	...	...	...	...	8	...	...	...	1	...	...	...	...	...	...	...	...	...
		F	17	...	...	1	...	...	1	...	...	...	...	1	1	...	...	2	5	...	...	...	3	...	...	...	1	1	...	...	...	1
A6	Tuberculosis of respiratory system	M	12	...	...	1	...	...	...	...	...	...	1	...	...	...	...	...	9	...	...	...	...	...	...	1	...	...	...	...	...	...
		F	3	...	...	...	...	...	...	...	...	...	...	...	...	...	...	...	2	...	...	...	...	...	...	...	...	...	...	...	...	1
A8	Tuberculosis of intestines, peritoneum and mesenteric glands	F	1	...	...	...	...	...	...	...	...	...	...	...	...	...	...	...	1	...	...	...	...	...	...	...	...	...	...	...	...	...
A9	Tuberculosis of bones and joints	M	1	...	...	...	...	...	...	...	...	...	...	...	...	...	...	...	...	...	...	...	...	...	...	1	...	...	...	...	...	...
A10	Other tuberculosis including late effects	M	6	...	...	...	...	...	...	...	...	...	...	...	...	...	...	...	4	...	...	...	1	...	...	...	...	...	...	...	...	1
		F	5	...	...	1	...	...	...	...	...	...	...	...	...	...	...	...	1	1	1	...	...	...	...	1	...	...	...	...	...	...
A15	Diphtheria	M	1	...	...	...	...	...	...	...	...	...	...	...	...	...	...	...	1	...	...	...	...	...	...	...	...	...	...	...	...	...
A17	Streptococcal sore throat and scarlet fever	F	1	...	...	...	...	...	...	...	...	...	...	1	...	...	...	...	...	...	...	...	...	...	...	...	...	...	...	...	...	...
A21	Other bacterial diseases	M	10	...	...	...	...	...	...	...	...	...	...	...	...	...	...	...	5	...	...	...	...	...	1	2	...	...	...	...	...	...
		F	11	...	...	1	...	...	...	...	...	1	1	...	...	...	...	...	3	1	...	...	...	...	2	...	...	1	...	...	...	1
A23	Late effects of acute poliomyelitis	M	1	...	...	...	...	...	...	...	...	...	...	...	...	...	...	...	...	...	...	...	...	...	...	...	1	...	...	...	...	...
A25	Measles	M	1	...	...	...	...	...	1	...	...	...	...	...	...	...	...	...	...	...	...	...	...	...	...	...	...	...	...	...	...	...
A27	Viral encephalitis	M	1	...	...	...	...	...	...	...	...	1	...	...	...	...	...	...	...	...	...	...	...	...	...	...	...	...	...	...	...	...
A28	*Infectious hepatitis*	M	5	1	...	2	...	...	...	...	...	...	...	...	...	...	...	...	2	...	...	...	...	...	...	...	...	...	...	...	...	...
		F	8	1	1	...	...	...	...	...	...	...	...	1	...	...	...	...	3	...	...	1	...	...	...	...	...	...	...	...	...	1
A29	Other viral diseases	M	6	...	...	...	...	...	...	...	...	...	...	...	...	...	1	...	4	...	...	...	...	...	...	...	...	1	...	...	...	...
		F	11	...	...	...	1	...	1	1	...	...	...	...	...	...	...	...	7	1	...	...	...	...	...	...	...	...	...	...	...	...
A36	Syphilis of central nervous system	M	2	...	...	...	...	...	...	...	...	...	...	...	...	...	...	...	1	...	...	...	...	1	...	...	...	...	...	...	...	...
A37	Other syphilis	M	2	...	...	...	...	...	...	1	...	...	...	...	...	...	...	...	1	...	...	...	...	...	...	...	...	...	...	...	...	...
A44	All other infective and parasitic diseases	M	2	...	...	...	...	...	...	...	...	...	...	...	...	...	...	...	...	...	...	...	...	...	...	...	...	...	...	...	...	2
		F	2	...	...	...	...	...	...	...	...	...	...	...	...	...	...	...	2	...	...	...	...	...	...	...	...	...	...	...	...	...

NOTE—Cause of death adjustments resulting from medical coder's queries are not reflected in this table. *See* Introduction.

II.	Neoplasms	T	4,085	22	26	505	35	5	129	87	139	49	76	73	78	55	87	77	1,964	29	48	7	132	84	110	48	32	27	18	...	40	103
		M	2,254	11	17	283	28	2	75	47	78	31	37	48	45	39	45	44	1,029	19	26	4	72	51	64	23	23	18	9	...	22	64
		F	1,831	11	9	222	7	3	54	40	61	18	39	25	33	16	42	33	935	10	22	3	60	33	46	25	9	9	9	...	18	39
	Malignant Neoplasms	M	2,236	11	17	280	27	2	74	47	77	30	37	48	44	39	44	44	1,022	19	26	4	72	51	64	23	23	18	9	...	22	62
		F	1,822	11	9	222	7	3	54	40	61	18	39	25	33	16	42	33	930	10	22	3	60	32	46	24	9	9	9	...	17	38
A45	Malignant neoplasm of buccal cavity and pharynx	M	54	...	...	3	1	...	...	1	1	...	1	2	2	1	1	2	34	1	...	...	1	...	...	...	1	...	...	...	...	2
		F	26	1	...	3	...	...	...	1	2	...	...	...	...	...	...	2	14	1	...	...	...	...	...	...	...	...	2	...	...	...
A46	Malignant neoplasm of oesophagus	M	54	...	...	9	1	...	3	1	2	...	...	...	...	...	...	2	24	...	...	...	3	4	1	1	...	2	...	...	...	1
		F	25	...	...	2	...	...	2	...	1	2	...	...	...	...	...	...	17	...	...	...	...	...	...	...	...	1	...	...	...	...
A47	Malignant neoplasm of stomach	M	166	3	1	17	...	...	4	3	8	4	2	4	4	3	5	1	73	2	...	...	12	5	2	2	2	1	...	...	...	8
		F	89	3	1	12	...	...	2	1	4	...	1	1	2	2	1	1	43	1	1	...	6	...	2	1	1	...	...	...	1	2
A48	Malignant neoplasm of intestine, except rectum	M	197	...	3	19	1	...	10	6	10	5	4	2	3	4	4	3	90	2	1	...	3	5	7	2	2	2	...	...	2	7
		F	209	...	...	28	1	...	6	2	12	4	1	...	4	1	6	1	110	...	6	...	3	5	8	1	...	2	...	...	1	7
A49	Malignant neoplasm of rectum and rectosigmoid junction	M	92	...	...	7	4	...	1	3	1	2	2	4	6	2	2	1	44	1	2	...	3	2	...	...	2	...	1	...	...	2
		F	77	...	...	10	...	...	3	1	...	...	1	1	2	1	3	1	49	...	...	...	1	...	1	2	...	...	...	...	1	...
A50	Malignant neoplasm of larynx	M	29	...	1	1	2	...	2	1	...	...	...	...	1	...	...	2	15	...	...	...	2	...	...	...	1	...	...	...	1	...
		F	3	...	...	...	...	...	...	...	...	...	...	...	...	...	...	...	3	...	...	...	...	...	...	...	...	...	...	...	...	...
A51	Malignant neoplasm of trachea, bronchus, and lung	M	685	6	2	87	6	...	26	10	20	7	11	12	10	16	17	17	311	3	7	2	25	16	22	8	9	3	3	...	6	23
		F	214	...	2	27	...	1	2	6	3	2	7	5	4	...	6	5	105	1	2	1	9	6	6	2	2	1	2	...	3	4
A52	Malignant neoplasm of bone	M	4	...	...	1	...	...	...	1	...	...	...	1	...	...	...	...	1	...	...	...	...	...	...	...	...	...	...	...	...	...
		F	2	...	...	...	...	...	...	...	1	...	...	...	...	...	...	...	1	...	...	...	...	...	...	...	...	...	...	...	...	...
A53	Malignant neoplasm of skin	M	26	...	...	1	...	...	...	...	2	...	2	...	...	...	...	...	15	...	...	...	...	...	2	...	...	1	1	...	1	1
		F	23	...	...	3	...	...	2	2	...	...	1	1	...	...	...	...	10	...	1	...	1	...	...	1	1	...	...	...	...	...
A54	Malignant neoplasm of breast	M	4	...	...	...	...	...	...	...	...	...	...	...	...	...	...	...	4	...	...	...	...	...	...	...	...	...	...	...	...	...
		F	386	3	4	51	3	...	17	11	9	3	8	6	6	5	7	8	184	1	3	1	15	8	12	5	4	2	...	...	2	8
A55	Malignant neoplasm of cervix uteri	F	51	...	...	5	...	...	...	...	2	1	...	...	1	1	1	2	28	...	...	...	1	...	3	1	...	2	...	...	2	1
A56	Other malignant neoplasm of uterus	F	49	...	...	6	...	...	1	2	1	1	3	...	...	...	3	...	27	...	1	...	1	...	1	...	...	...	...	...	2	...
A57	Malignant neoplasm of prostate	M	225	...	1	37	1	1	7	6	9	4	4	7	8	3	1	1	102	2	3	1	3	4	7	3	1	2	...	...	4	3
A58	Malignant neoplasm of other and unspecified sites	M	482	1	5	68	9	...	14	10	16	6	7	12	7	5	9	11	214	7	7	1	15	7	21	3	3	6	2	...	8	8
		F	510	3	2	53	3	1	16	13	26	4	11	8	12	6	11	8	252	5	8	...	17	10	10	9	...	...	4	...	3	15
(a)	Digestive organs and peritoneum (155-159)	M	196	...	...	28	4	...	2	3	4	2	4	5	3	3	4	8	84	2	3	...	8	4	12	1	2	3	1	...	3	3
		F	177	1	...	18	...	1	9	6	7	3	3	2	2	4	3	5	87	4	3	...	4	3	2	3	...	...	1	...	1	5
(b)	Respiratory organs (160,163)	M	10	...	...	2	...	...	...	...	...	...	...	1	...	...	...	...	4	...	1	...	...	...	...	...	...	...	1	...	1	...
		F	8	...	...	...	...	...	...	...	1	...	...	...	...	...	...	...	5	...	...	...	1	1	...	...	...	...	...	...	...	...
(c)	Connective and other soft tissue (171)	M	2	...	...	...	...	...	...	1	...	...	...	...	...	...	...	...	...	...	...	...	...	1	...	...	...	...	...	...	...	...
		F	5	...	...	1	...	...	...	...	...	...	...	...	...	...	...	...	4	...	...	...	...	...	...	...	...	...	...	...	...	...
(d)	Ovary, fallopian tube, and broad ligament (183)	F	110	1	1	11	...	...	4	1	6	1	...	1	4	...	4	...	59	...	2	...	5	...	3	...	...	...	1	...	1	5
(e)	Other and unspecified female genital organs (184)	F	15	...	...	2	1	...	...	1	1	...	...	1	...	...	1	...	6	...	...	...	...	...	1	...	...	...	...	...	...	1
(f)	Other male genital organs (186,187)	M	8	...	1	...	...	...	...	1	...	...	...	...	1	...	...	...	4	1	...	...	...	...	...	...	...	...	...	...	...	...
(g)	Bladder (188)	M	76	...	2	8	1	...	4	3	4	...	3	1	1	1	3	...	33	...	...	...	4	...	3	...	...	1	...	...	2	2
		F	34	1	...	6	...	...	...	...	...	...	1	...	1	...	...	...	22	...	...	...	1	...	...	1	...	...	...	...	...	1
(h)	Other and unspecified urinary organs (189)	M	44	...	...	6	3	...	4	...	...	1	...	3	...	...	...	1	18	1	1	...	1	1	2	...	1	...	...	...	...	1
		F	30	...	...	3	...	...	...	1	2	...	1	2	2	1	2	...	11	...	...	...	...	1	1	3	...	...	...	...	...	...
(i)	Brain and nervous system (191,192)	M	61	1	1	11	1	...	2	1	3	1	...	...	...	...	...	1	28	1	1	...	1	...	3	2	...	1	...	...	...	2
		F	44	...	1	6	...	...	...	2	3	...	2	1	2	...	...	...	18	...	2	...	2	2	...	1	...	...	...	...	1	1
(j)	Other	M	85	...	1	13	...	...	2	1	5	2	...	2	2	1	2	1	43	2	1	1	1	1	1	...	...	1	...	...	2	...
		F	87	...	...	6	2	...	3	2	6	...	4	1	1	1	1	3	40	1	1	...	4	3	3	1	...	...	2	...	...	2

NOTE—Cause of death adjustments resulting from medical coder's queries are not reflected in this table. *See* Introduction.

TABLE 32—DEATHS BY CAUSE (INTERMEDIATE LIST), SEX, AND REGIONAL DISTRICT, BRITISH COLUMBIA, 1977—*Continued*

Intermediate International List No.	Cause of Death	Total	Alberni-Clayoquot	Bulkley-Nechako	Capital (Victoria Area)	Cariboo	Central Coast	Central Fraser Valley	Central Kootenay	Central Okanagan	Columbia-Shuswap	Comox-Strathcona	Cowichan Valley	Dewdney-Alouette	East Kootenay	Fraser-Cheam	Fraser-Fort George	Greater Vancouver	Kitimat-Stikine	Kootenay Boundary	Mount Waddington	Nanaimo	North Okanagan	Okanagan-Similkameen	Peace River-Liard	Powell River	Skeena-Queen Charlotte	Squamish-Lillooet	Stikine	Sunshine Coast	Thompson-Nicola
A59	Leukaemia ..... M	99	...	2	17	...	1	4	4	3	...	3	1	2	1	1	2	42	...	2	...	2	3	1	2	1	...	2	...	...	3
	F	55	1	...	4	...	...	...	...	...	1	3	...	2	...	2	4	32	...	...	...	2	1	1	...	...	...	...	...	1	1
A60	Other lymphatic and haemotopoietic tissue ..... M	119	1	2	13	2	...	3	1	5	2	1	3	1	4	4	2	53	1	4	...	3	5	1	2	1	1	...	...	...	4
	F	103	...	...	18	...	1	3	1	...	...	3	3	...	...	2	1	55	1	...	1	4	2	2	2	1	1	1	...	1	...
(a)	Hodgkin's disease (201) ..... M	14	...	...	3	...	...	...	...	...	...	...	1	...	...	2	...	7	...	...	...	...	1	...	...	...	...	...	...	...	...
	F	5	...	...	...	...	...	...	1	...	...	...	...	...	...	...	1	3	...	...	...	...	...	...	...	...	...	...	...	...	...
(b)	Other ..... M	105	1	2	10	2	...	3	1	5	2	1	2	1	4	2	2	46	1	4	...	3	4	1	2	1	1	...	...	...	4
	F	98	...	...	18	...	1	3	...	...	...	3	3	...	...	2	...	52	1	...	1	4	2	2	2	1	1	1	...	1	...
A61	Benign neoplasms and neoplasms of unspecified nature ..... M	18	...	...	3	1	...	1	...	1	1	...	...	1	...	1	...	7	...	...	...	...	...	...	...	...	...	...	...	...	2
	F	9	...	...	...	...	...	...	...	...	...	...	...	...	...	...	...	5	...	...	...	...	1	...	1	...	...	...	...	1	1
	III. Endocrine, nutritional, and metabolic diseases ... T	330	...	...	40	2	2	12	13	16	1	4	6	6	5	8	7	155	1	4	1	11	3	6	8	2	...	1	1	...	15
	M	167	...	...	20	2	1	5	6	8	...	...	2	5	2	6	4	80	1	2	...	7	...	2	4	2	...	...	...	...	8
	F	163	...	...	20	...	1	7	7	8	1	4	4	1	3	2	3	75	...	2	1	4	3	4	4	...	...	1	1	...	7
A62	Non-toxic goitre ..... M	1	...	...	...	...	...	...	...	...	...	...	...	1	...	...	...	...	...	...	...	...	...	...	...	...	...	...	...	...	...
	F	2	...	...	...	...	...	...	...	...	...	...	...	...	...	...	...	2	...	...	...	...	...	...	...	...	...	...	...	...	...
A63	Thyrotoxicosis, with or without goitre ..... M	1	...	...	...	...	...	...	...	...	...	...	...	...	...	...	...	1	...	...	...	...	...	...	...	...	...	...	...	...	...
	F	2	...	...	...	...	...	...	...	...	...	...	...	...	...	...	...	1	...	...	...	...	...	1	...	...	...	...	...	...	...
A64	Diabetes mellitus ..... M	127	...	...	17	...	1	3	5	7	...	...	2	4	2	4	4	56	1	1	...	7	...	2	3	2	...	...	...	...	6
	F	128	...	...	13	...	...	7	5	5	...	4	4	1	1	2	3	63	...	2	...	4	3	3	4	...	...	...	1	...	3
A65	Avitaminosis and other nutritional deficiency states .. M	5	...	...	...	...	...	1	...	...	...	...	...	...	...	...	...	3	...	...	...	...	...	...	...	...	...	...	...	...	1
	F	11	...	...	2	...	...	...	2	2	...	...	...	...	...	...	...	4	...	...	1	...	...	...	...	...	...	...	...	...	...
A66	Other endocrine and metabolic diseases ..... M	33	...	...	3	2	...	1	1	1	...	...	...	...	...	2	...	20	...	1	...	...	...	...	1	...	...	...	...	...	1
	F	20	...	...	5	...	1	...	...	1	1	...	...	...	2	...	...	5	...	...	...	...	...	...	...	...	...	1	...	...	4
	IV. Diseases of blood and blood-forming organs..... T	51	...	1	7	1	...	2	2	2	...	...	1	...	...	2	...	28	1	2	...	...	...	1	1	...	...	...	...	...	...
	M	20	...	...	3	...	...	...	2	...	...	...	1	...	...	...	...	11	1	1	...	...	...	1	...	...	...	...	...	...	...
	F	31	...	1	4	1	...	2	...	2	...	...	...	...	...	2	...	17	...	1	...	...	...	...	1	...	...	...	...	...	...
A67	Anaemias ..... M	14	...	...	1	...	...	...	1	...	...	...	1	...	...	...	...	8	1	1	...	...	...	1	...	...	...	...	...	...	...
	F	26	...	1	3	...	...	1	...	1	...	...	...	...	...	2	...	16	...	1	...	...	...	...	1	...	...	...	...	...	...
A68	Other diseases of blood and blood-forming organs ... M	6	...	...	2	...	...	...	1	...	...	...	...	...	...	...	...	3	...	...	...	...	...	...	...	...	...	...	...	...	...
	F	5	...	...	1	1	...	1	...	1	...	...	...	...	...	...	...	1	...	...	...	...	...	...	...	...	...	...	...	...	...

NOTE—Cause of death adjustments resulting from medical coder's queries are not reflected in this table. *See* Introduction.

	V. Mental disorders	T	171	2	4	27	2	2	5	5	5	2	5	2	...	1	3	3	71	1	...	4	7	2	2	6	...	1	1	...	...	8
		M	109	2	3	17	1	2	3	2	3	...	4	2	...	1	1	1	45	1	...	2	4	2	2	4	...	1	1	...	...	5
		F	62	...	1	10	1	...	2	3	2	2	1	...	...	...	2	2	26	...	...	2	3	...	...	2	...	...	...	...	...	3
A69	Psychoses	M	22	1	...	6	...	...	1	...	...	...	...	...	...	...	...	...	12	...	...	...	...	...	...	1	...	...	...	...	...	1
		F	23	...	...	7	1	...	1	1	1	...	...	...	...	...	...	1	9	...	...	1	...	...	...	...	...	...	...	...	...	1
A70	Neuroses, personality disorders and other non-psychotic mental disorders	M	85	1	3	10	1	2	2	2	3	...	4	2	...	1	1	1	32	1	...	2	4	2	2	3	...	1	1	...	...	4
		F	38	...	1	3	...	...	1	2	...	2	1	...	...	...	2	1	17	...	...	1	3	...	...	2	...	...	...	...	...	2
A71	Mental retardation	M	2	...	...	1	...	...	...	...	...	...	...	...	...	...	...	...	1	...	...	...	...	...	...	...	...	...	...	...	...	...
		F	1	...	...	...	...	...	...	...	1	...	...	...	...	...	...	...	...	...	...	...	...	...	...	...	...	...	...	...	...	...
	VI. Diseases of the nervous system and sense organs	T	203	1	1	36	2	...	4	7	4	1	...	8	3	4	2	9	88	3	4	...	8	1	5	...	...	2	2	...	1	7
		M	107	...	...	16	1	...	1	4	2	1	...	6	2	3	...	5	49	1	1	...	3	1	4	...	...	2	1	...	...	4
		F	96	1	1	20	1	...	3	3	2	...	...	2	1	1	2	4	39	2	3	...	5	...	1	...	...	...	1	...	1	3
A72	Meningitis	M	8	...	...	1	...	...	...	1	...	...	...	2	...	...	...	...	2	...	...	...	...	...	1	...	...	...	1	...	...	...
		F	3	...	...	...	...	...	...	1	...	...	...	...	...	...	...	...	2	...	...	...	...	...	...	...	...	...	...	...	...	...
A73	Multiple sclerosis	M	9	...	...	1	...	...	...	1	...	...	...	1	...	1	...	...	4	...	...	...	...	...	1	...	...	...	...	...	...	...
		F	16	...	...	2	...	...	1	...	...	...	...	...	1	...	...	...	5	1	1	...	3	...	...	...	...	...	...	...	1	1
A74	Epilepsy	M	12	...	...	...	...	...	...	1	...	...	...	1	2	...	...	2	5	...	...	...	...	...	...	...	1	...	...	...	...	...
		F	9	...	1	3	...	...	...	1	...	...	...	...	...	...	...	...	4	...	...	...	...	...	...	...	...	...	...	...	...	...
A76	Cataract	M	1	...	...	...	...	...	...	...	...	...	...	...	...	...	...	...	1	...	...	...	...	...	...	...	...	...	...	...	...	...
		F	1	...	...	...	...	...	...	...	...	...	...	...	...	...	...	...	...	...	...	...	1	...	...	...	...	...	...	...	...	...
A78	Otitis media and mastoiditis	F	1	...	...	...	...	...	...	...	...	...	...	1	...	...	...	...	...	...	...	...	...	...	...	...	...	...	...	...	...	...
A79	Other diseases of nervous system and sense organs	M	77	...	...	14	1	...	1	1	2	1	...	2	...	2	...	3	37	1	1	...	3	1	2	...	...	1	...	...	...	4
		F	66	1	...	15	1	...	2	1	2	...	...	1	...	1	2	4	28	1	2	...	1	...	1	...	...	...	1	...	...	2
	VII. Diseases of the circulatory system	T	8,770	57	34	1,124	96	8	295	189	256	81	156	175	178	102	181	95	4,387	51	135	20	261	176	227	94	69	44	25	2	53	199
		M	4,928	38	19	584	54	7	161	113	150	44	90	96	105	68	109	71	2,395	36	78	12	160	103	125	67	44	32	18	2	26	121
		F	3,842	19	15	540	42	1	134	76	106	37	66	79	73	34	72	24	1,992	15	57	8	101	73	102	27	25	12	7	...	27	78
A81	Chronic rheumatic heart disease	M	94	...	...	9	2	...	2	4	5	2	1	3	1	...	5	2	43	1	...	...	5	1	...	4	1	2	...	...	...	1
		F	93	1	1	15	2	...	2	2	3	...	2	2	2	3	1	...	42	...	1	...	4	2	...	1	2	1	1	...	...	3
A82	Hypertensive disease	M	63	...	...	13	1	...	...	2	1	1	...	4	3	1	1	1	28	...	1	...	...	3	...	2	...	...	...	...	...	1
		F	73	1	...	17	1	...	3	1	2	1	2	1	...	...	...	...	32	1	1	...	...	2	4	...	...	1	...	...	...	3
(a)	With heart involvement (400.1, 400.9, 402, 404)	M	36	...	...	8	1	...	...	2	...	1	...	3	2	1	1	1	12	...	1	...	...	1	...	2	...	...	...	...	...	...
		F	43	...	...	7	1	...	3	...	1	...	1	...	...	...	...	...	20	1	1	...	...	...	4	...	...	1	...	...	...	3
(b)	Other	M	27	...	...	5	...	...	...	...	1	...	...	1	1	...	...	...	16	...	...	...	...	2	...	...	...	...	...	...	...	1
		F	30	1	...	10	...	...	...	1	1	1	1	1	...	...	...	...	12	...	...	...	...	2	...	...	...	...	...	...	...	...
A83	Ischaemic heart disease	M	3,360	29	12	357	33	3	115	65	105	31	67	61	74	51	75	42	1,680	16	57	10	116	61	88	39	34	18	15	2	17	87
		F	2,195	10	10	270	19	...	91	37	53	22	42	48	37	21	41	8	1,179	5	40	8	63	31	62	18	18	6	2	...	14	40
A84	Other forms of heart disease	M	142	2	2	19	2	...	4	6	3	1	...	4	2	1	3	5	58	6	...	...	4	8	2	5	2	1	...	...	...	2
		F	128	2	...	21	2	...	4	3	6	3	3	4	5	2	2	2	46	3	...	...	4	2	5	2	...	1	...	...	1	5
A85	Cerebrovascular disease	M	823	5	3	114	11	...	28	20	19	6	9	14	17	11	19	17	389	7	17	1	24	20	24	16	3	3	2	...	8	16
		F	1,008	4	4	157	14	...	24	19	33	6	14	17	20	5	22	12	527	5	11	...	23	25	25	6	2	2	3	...	9	19
A86	Diseases of arteries, arterioles, and capillaries	M	395	2	2	67	5	3	11	13	15	2	11	8	8	4	5	4	173	5	2	1	10	8	11	1	4	6	1	...	1	12
		F	310	1	...	58	2	1	8	12	8	4	3	7	9	3	6	2	147	1	3	...	6	8	6	...	3	1	...	...	3	8

NOTE—Cause of death adjustments resulting from medical coder's queries are not reflected in this table. *See* Introduction.

TABLE 32—DEATHS BY CAUSE (INTERMEDIATE LIST), SEX, AND REGIONAL DISTRICT, BRITISH COLUMBIA, 1977—*Continued*

Intermediate International List No.	Cause of Death		Total	Alberni-Clayoquot	Bulkley-Nechako	Capital (Victoria Area)	Cariboo	Central Coast	Central Fraser Valley	Central Kootenay	Central Okanagan	Columbia-Shuswap	Comox-Strathcona	Cowichan Valley	Dewdney-Alouette	East Kootenay	Fraser-Cheam	Fraser-Fort George	Greater Vancouver	Kitimat-Stikine	Kootenay Boundary	Mount Waddington	Nanaimo	North Okanagan	Okanagan-Similkameen	Peace River-Liard	Powell River	Skeena-Queen Charlotte	Squamish-Lillooet	Stikine	Sunshine Coast	Thompson-Nicola
A87	Venous thrombosis and embolism	M	49	...	...	5	...	1	1	3	2	1	2	2	...	...	1	...	23	1	1	...	...	2	...	...	...	2	...	...	...	2
		F	32	...	...	2	1	...	2	1	1	1	...	...	...	...	...	...	18	...	1	...	1	3	...	...	...	...	1	...	...	...
A88	Other diseases of circulatory system	M	2	...	...	...	...	...	...	...	...	...	...	...	...	...	...	...	1	...	...	...	1	...	...	...	...	...	...	...	...	...
		F	3	...	...	...	1	...	...	1	...	...	...	...	...	...	...	...	1	...	...	...	...	...	...	...	...	...	...	...	...	...
	VIII. Diseases of the respiratory system	T	1,074	3	5	149	24	...	44	28	28	12	17	18	17	12	10	16	486	19	15	1	41	23	21	21	8	8	6	...	6	36
		M	713	3	4	98	15	...	16	20	17	10	7	12	15	10	6	11	321	15	10	1	30	16	15	16	3	6	6	...	2	28
		F	361	...	1	51	9	...	28	8	11	2	10	6	2	2	4	5	165	4	5	...	11	7	6	5	5	2	...	...	4	8
A89	Acute respiratory infections	M	12	...	1	...	...	...	...	...	1	1	...	...	...	...	...	1	6	...	...	...	1	...	...	...	1	...	...	...	...	...
		F	5	...	...	1	...	...	...	...	...	...	...	1	...	...	...	...	2	...	...	...	1	...	...	...	...	...	...	...	...	...
A90	Influenza	M	18	...	...	...	...	...	1	...	...	...	1	2	...	...	...	...	11	2	...	...	...	...	...	...	...	...	1	...	...	...
		F	23	...	...	4	...	...	1	...	...	1	1	...	...	1	1	...	13	...	...	...	...	1	...	...	...	...	...	...	...	...
A91	Viral pneumonia	M	6	...	...	...	...	...	1	...	...	...	...	...	...	...	...	...	2	...	...	...	...	...	...	...	...	1	...	...	...	2
		F	7	...	...	...	1	...	1	...	...	...	...	...	...	...	...	...	4	...	...	...	...	...	...	...	...	...	...	...	...	1
A92	Other pneumonia	M	206	...	2	29	6	...	2	6	3	1	3	4	6	1	2	3	97	9	4	1	7	6	3	4	...	1	2	...	...	4
		F	151	...	...	23	4	...	12	6	6	...	3	2	2	...	2	1	68	1	3	...	3	3	3	1	1	...	...	...	2	5
A93	Bronchitis, emphysema, and asthma	M	325	2	...	48	7	...	4	8	10	3	2	4	6	5	2	5	144	4	1	...	15	10	7	10	1	4	2	...	1	20
		F	96	...	...	14	1	...	6	2	3	...	4	3	...	...	...	3	48	...	1	...	1	2	1	2	3	1	...	...	1	...
A95	Empyema and abscess of lung	M	1	...	...	...	...	...	...	...	...	...	...	...	...	...	...	...	1	...	...	...	...	...	...	...	...	...	...	...	...	...
A96	Other diseases of respiratory system	M	145	1	1	21	2	...	8	6	3	5	1	2	3	4	2	2	60	...	5	...	7	...	5	2	1	...	1	...	1	2
		F	79	...	1	9	3	...	8	...	2	1	2	...	...	1	1	1	30	3	1	...	6	1	2	2	1	1	...	...	1	2
	IX. Diseases of the digestive system	T	755	5	5	84	6	...	16	11	15	5	14	8	19	19	16	12	371	9	14	1	25	14	24	9	6	10	8	...	6	23
		M	449	2	3	42	1	...	5	7	10	3	4	7	12	13	11	7	227	7	8	1	16	12	14	5	3	8	5	...	3	13
		F	306	3	2	42	5	...	11	4	5	2	10	1	7	6	5	5	144	2	6	...	9	2	10	4	3	2	3	...	3	10
A98	Peptic ulcer	M	53	1	...	6	...	...	...	1	1	...	1	...	2	2	2	...	31	...	...	...	2	...	...	1	...	2	...	...	...	1
		F	36	...	...	8	...	...	1	1	...	...	3	...	2	1	...	...	14	...	...	...	4	...	1	...	...	1	...	...	...	...
A99	Gastritis and duodenitis	M	4	...	...	1	...	...	...	...	...	...	...	...	...	...	...	...	...	2	...	...	...	...	...	...	...	...	...	...	1	...
		F	2	...	...	...	...	...	...	...	...	...	...	...	...	...	...	...	2	...	...	...	...	...	...	...	...	...	...	...	...	...
A100	Appendicitis	M	8	...	...	...	1	...	...	...	...	...	...	1	...	...	...	...	4	...	...	...	...	...	1	...	...	1	...	...	...	...
		F	1	...	...	...	...	...	...	...	...	...	...	...	...	...	...	...	1	...	...	...	...	...	...	...	...	...	...	...	...	...
A101	Intestinal obstruction and hernia	M	29	1	...	1	...	...	...	...	3	...	...	...	1	1	...	...	14	1	...	...	...	1	2	1	1	1	...	...	...	1
		F	40	1	...	8	1	...	4	...	2	1	...	...	...	1	...	1	16	...	...	...	2	...	...	1	1	...	...	...	...	1

NOTE—Cause of death adjustments resulting from medical coder's queries are not reflected in this table. *See* Introduction.

A102	Cirrhosis of liver ..... M	264	...	3	23	...	...	4	5	3	2	2	3	6	5	4	5	146	2	6	1	10	6	7	3	1	3	3	...	2	9
	F	141	...	2	14	1	...	4	2	1	1	5	1	4	4	4	3	69	1	1	...	1	2	8	3	1	...	2	...	2	5
A103	Cholelithiasis and cholecystitis ..... M	19	...	...	2	...	...	...	1	1	...	...	...	...	...	...	1	9	...	...	...	2	2	1	...	...	...	...	...	...	...
	F	15	1	...	3	...	...	...	...	...	...	1	...	...	...	...	1	4	1	1	...	...	...	1	...	...	...	1	...	...	1
A104	Other diseases of digestive system ..... M	72	...	...	9	...	...	1	...	2	1	1	3	3	5	5	1	23	2	2	...	2	3	3	...	1	1	2	...	...	2
	F	71	1	...	9	3	...	2	1	2	...	1	...	1	...	1	...	38	...	4	...	2	...	...	...	1	1	...	...	1	3
	X. Diseases of the genito-urinary system ..... T	200	2	1	14	...	...	7	9	10	1	2	6	3	2	1	5	103	1	5	...	4	7	3	3	...	3	1	...	2	5
	M	112	2	...	6	...	...	6	4	5	...	...	5	3	...	...	2	57	...	3	...	3	6	2	1	...	1	1	...	2	3
	F	88	...	1	8	...	...	1	5	5	1	2	1	...	2	1	3	46	1	2	...	1	1	1	2	...	2	...	...	...	2
A105	Acute nephritis ..... M	6	...	...	...	...	...	1	...	...	...	...	...	...	...	...	...	1	...	...	...	...	1	2	1	...	...	...	...	...	...
	F	2	...	...	...	...	...	...	...	1	...	1	...	...	...	...	...	...	...	...	...	...	...	...	...	...	...	...	...	...	...
A106	Other nephritis and nephrosis ..... M	25	...	...	...	...	...	...	...	1	...	...	...	1	...	...	1	16	...	3	...	1	...	...	...	...	...	...	...	...	2
	F	26	...	...	2	...	...	1	1	1	...	1	...	...	1	...	...	15	...	...	...	...	...	1	1	...	1	...	...	...	1
A107	Infections of kidney ..... M	20	...	...	3	...	...	1	1	1	...	...	2	...	...	...	...	12	...	...	...	...	...	...	...	...	...	...	...	...	...
	F	29	...	...	3	...	...	...	3	1	...	...	...	...	1	...	1	16	1	1	...	...	1	...	...	...	1	...	...	...	...
A108	Calculus of urinary system ..... M	5	...	...	...	...	...	2	...	1	...	...	...	...	...	...	...	2	...	...	...	...	...	...	...	...	...	...	...	...	...
	F	3	...	...	...	...	...	...	1	...	...	...	...	...	...	...	...	1	...	...	...	...	...	...	...	...	...	...	...	...	1
A109	Hyperplasia of prostate ..... M	24	1	...	1	...	...	1	1	1	...	...	1	2	...	...	...	12	...	...	...	...	2	...	...	...	...	1	...	1	...
A111	Other diseases of genito-urinary system ..... M	32	1	...	2	...	...	1	2	1	...	...	2	...	...	...	1	14	...	...	...	2	3	...	...	...	1	...	...	1	1
	F	28	...	1	3	...	...	...	...	2	1	...	1	...	...	1	2	14	...	1	...	1	...	...	1	...	...	...	...	...	...
	XI. Complications of pregnancy, childbirth, and the puerperium ..... F	3	...	...	1	...	...	...	...	...	...	...	...	...	...	...	...	1	...	...	...	1	...	...	...	...	...	...	...	...	...
A116	Sepsis of child birth and the puerperium ..... F	1	...	...	1	...	...	...	...	...	...	...	...	...	...	...	...	...	...	...	...	...	...	...	...	...	...	...	...	...	...
A117	Other complications of pregnancy, child birth, and the puerperium ..... F	2	...	...	...	...	...	...	...	...	...	...	...	...	...	...	...	1	...	...	...	1	...	...	...	...	...	...	...	...	...
	XII. Diseases of the skin and subcutaneous tissue ..... T	15	...	...	2	...	...	1	...	...	...	...	...	...	...	1	...	8	...	...	...	1	1	...	1	...	...	...	...	...	...
	M	12	...	...	1	...	...	...	...	...	...	...	...	...	...	1	...	7	...	...	...	1	1	...	1	...	...	...	...	...	...
	F	3	...	...	1	...	...	1	...	...	...	...	...	...	...	...	...	1	...	...	...	...	...	...	...	...	...	...	...	...	...
A119	Infections of skin and subcutaneous tissue ..... M	5	...	...	...	...	...	...	...	...	...	...	...	...	...	...	...	4	...	...	...	...	1	...	...	...	...	...	...	...	...
	F	1	...	...	...	...	...	...	...	...	...	...	...	...	...	...	...	1	...	...	...	...	...	...	...	...	...	...	...	...	...
A120	Other diseases of skin and subcutaneous tissue ..... M	7	...	...	1	...	...	...	...	...	...	...	...	...	...	1	...	3	...	...	...	1	...	...	1	...	...	...	...	...	...
	F	2	...	...	1	...	...	1	...	...	...	...	...	...	...	...	...	...	...	...	...	...	...	...	...	...	...	...	...	...	...
	XIII. Diseases of the musculoskeletal system and connective tissue ..... T	79	1	...	9	...	...	2	2	2	1	...	...	2	1	2	1	41	...	3	...	3	3	2	2	1	...	...	...	1	...
	M	26	...	...	4	...	...	2	1	...	1	...	...	1	1	...	...	11	...	2	...	1	1	1	...	...	...	...	...	...	...
	F	53	1	...	5	...	...	...	1	2	...	...	...	1	...	2	1	30	...	1	...	2	2	1	2	1	...	...	...	1	...
A121	Arthritis and Spondylitis ..... M	12	...	...	1	...	...	2	...	...	1	...	...	...	...	...	...	6	...	1	...	...	1	...	...	...	...	...	...	...	...
	F	34	...	...	3	...	...	...	1	1	...	...	...	...	...	1	...	21	...	...	...	2	2	...	2	1	...	...	...	...	...
A122	Non-articular rheumatism and rheumatism unspecified ..... M	1	...	...	...	...	...	...	1	...	...	...	...	...	...	...	...	...	...	...	...	...	...	...	...	...	...	...	...	...	...

NOTE—Cause of death adjustments resulting from medical coder's queries are not reflected in this table. *See* Introduction.

TABLE 32—DEATHS BY CAUSE (INTERMEDIATE LIST), SEX, AND REGIONAL DISTRICT, BRITISH COLUMBIA, 1977—*Continued*

Intermediate International List No.	Cause of Death		Total	Alberni-Clayoquot	Bulkley-Nechako	Capital (Victoria Area)	Cariboo	Central Coast	Central Fraser Valley	Central Kootenay	Central Okanagan	Columbia-Shuswap	Comox-Strathcona	Cowichan Valley	Dewdney-Alouette	East Kootenay	Fraser-Cheam	Fraser-Fort George	Greater Vancouver	Kitimat-Stikine	Kootenay Boundary	Mount Waddington	Nanaimo	North Okanagan	Okanagan-Similkameen	Peace River-Liard	Powell River	Skeena-Queen Charlotte	Squamish-Lillooet	Stikine	Sunshine Coast	Thompson-Nicola
A123	Osteomyelitis and periostitis	M	2	...	...	1	...	...	...	...	...	...	...	...	...	...	...	...	1	...	...	...	...	...	...	...	...	...	...	...	...	...
A124	Ankylosis and acquired musculoskeletal deformities	M	2	...	...	...	...	...	...	...	...	...	...	...	...	...	...	...	2	...	...	...	...	...	...	...	...	...	...	...	...	...
		F	1	...	...	...	...	...	...	...	...	...	...	...	...	...	...	...	1	...	...	...	...	...	...	...	...	...	...	...	...	...
A125	Other diseases of musculoskeletal system and connective tissue	M	9	...	...	2	...	...	...	...	...	...	...	...	1	1	...	...	2	...	1	...	1	...	1	...	...	...	...	...	...	...
		F	18	1	...	2	...	...	...	...	1	...	...	...	1	...	1	1	8	...	1	...	...	...	1	...	...	...	...	...	1	...
	XIV. Congenital anomalies	T	187	2	3	17	1	...	6	5	10	4	5	1	8	2	...	8	79	4	3	...	2	7	4	6	...	2	1	...	1	6
		M	109	2	1	9	1	...	4	1	4	2	3	...	6	2	...	4	51	3	2	...	1	2	2	3	...	2	1	...	1	2
		F	78	...	2	8	...	...	2	4	6	2	2	1	2	...	...	4	28	1	1	...	1	5	2	3	...	...	...	...	...	4
A126	Spina bifida	M	3	...	...	1	...	...	...	...	...	...	...	...	...	...	...	...	2	...	...	...	...	...	...	...	...	...	...	...	...	...
		F	2	...	...	...	...	...	...	...	...	...	...	...	...	...	...	1	...	...	...	...	...	1	...	...	...	...	...	...	...	...
A127	Congenital anomalies of heart	M	40	2	...	4	...	...	1	1	2	...	1	...	1	...	...	1	17	...	...	...	1	1	1	3	...	1	...	...	1	2
		F	30	...	2	3	...	...	1	1	3	...	...	1	1	...	...	1	12	1	1	...	1	1	...	...	...	...	...	...	...	1
A128	Other congenital anomalies of circulatory system	M	13	...	1	2	...	...	...	...	...	...	...	...	2	...	...	...	6	...	1	...	...	1	...	...	...	...	...	...	...	...
		F	3	...	...	...	...	...	...	1	1	...	...	...	...	...	...	...	1	...	...	...	...	...	...	...	...	...	...	...	...	...
A130	All other congenital anomalies	M	53	...	...	2	1	...	3	...	2	2	2	...	3	2	...	3	26	3	1	...	...	...	1	...	...	1	1	...	...	...
		F	43	...	...	5	...	...	1	2	2	2	2	...	1	...	...	2	15	...	...	...	...	3	2	3	...	...	...	...	...	3
	XV. Certain causes of perinatal mortality	T	202	...	6	7	9	1	4	8	3	7	10	6	4	5	2	16	55	7	4	5	3	5	6	10	2	3	3	1	1	9
		M	127	...	4	5	4	1	3	6	2	6	6	2	1	3	2	9	34	4	2	4	1	3	5	8	...	2	3	1	1	5
		F	75	...	2	2	5	...	1	2	1	1	4	4	3	2	...	7	21	3	2	1	2	2	1	2	2	1	...	...	...	4
A131	Birth injury and difficult labour	M	13	...	...	1	...	...	...	3	...	...	...	...	...	...	1	1	7	...	...	...	...	...	...	...	...	...	...	...	...	...
		F	8	...	...	...	1	...	...	1	...	...	1	...	1	...	...	...	2	...	...	...	1	...	...	...	...	1	...	...	...	...
A132	Conditions of placenta and cord	M	13	...	...	...	...	...	...	1	1	1	2	1	...	...	...	1	1	...	...	3	...	1	...	...	...	...	1	...	...	...
		F	9	...	...	...	2	...	...	...	...	...	1	1	...	1	...	...	2	1	1	...	...	...	...	...	...	...	...	...	...	...
A133	Haemolytic disease of newborn	M	3	...	...	...	...	...	...	...	...	...	1	...	...	...	...	...	1	...	...	...	...	...	...	...	...	...	...	...	...	1
		F	3	...	...	...	...	...	...	...	...	...	...	...	...	...	...	...	2	...	...	...	...	...	...	...	1	...	...	...	...	...
A134	Anoxic and hypoxic conditions not elsewhere classified	M	55	...	3	4	3	...	1	1	1	3	...	...	1	3	...	6	11	4	1	1	1	2	1	2	...	1	1	1	...	3
		F	22	...	1	...	1	...	...	1	...	...	1	...	1	1	...	4	6	...	...	...	1	...	1	2	...	...	...	...	...	2
A135	Other causes of perinatal morbidity and mortality	M	43	...	1	...	1	1	2	1	...	2	3	1	...	...	1	1	14	...	1	...	...	...	4	6	...	1	1	...	1	1
		F	33	...	1	2	1	...	1	...	1	1	1	3	1	...	...	3	9	2	1	1	...	2	...	...	1	...	...	...	...	2

NOTE—Cause of death adjustments resulting from medical coder's queries are not reflected in this table. *See* Introduction.

	XVI. Symptoms and ill-defined conditions	T	107	...	1	12	3	...	3	2	2	2	1	5	3	3	3	9	30	2	3	...	4	2	2	4	1	1	2	...	1	6
		M	58	...	1	2	1	...	2	1	1	2	1	3	1	2	1	6	15	1	2	...	3	2	1	3	...	1	2	...	1	3
		F	49	...	...	10	2	...	1	1	1	...	...	2	2	1	2	3	15	1	1	...	1	...	1	1	1	...	...	...	...	3
A136	Senility without mention of psychosis	M	6	...	...	...	...	...	1	...	...	...	...	...	...	...	...	...	4	...	...	...	...	...	...	...	...	...	1	...	...	...
		F	12	...	...	3	1	...	1	...	...	...	...	...	...	...	...	...	6	...	1	...	...	...	...	...	...	...	...	...	...	...
A137	Symptoms and other ill-defined conditions	M	52	...	1	2	1	...	1	1	1	2	1	3	1	2	1	6	11	1	2	...	3	2	1	3	...	1	1	...	1	3
		F	37	...	...	7	1	...	...	1	1	...	...	2	2	1	2	3	9	1	...	...	1	...	1	1	1	...	...	...	...	3
	XVII. Accidents, poisonings, and violence (classification according to external cause)	T	2,234	19	36	202	88	8	56	52	50	38	47	49	42	39	57	99	832	49	22	12	65	58	46	66	20	28	30	2	18	104
		M	1,535	14	29	119	61	6	36	41	38	29	36	37	29	28	45	78	541	34	17	9	43	37	36	47	11	19	21	1	16	77
		F	699	5	7	83	27	2	20	11	12	9	11	12	13	11	12	21	291	15	5	3	22	21	10	19	9	9	9	1	2	27
AE138	Motor vehicle accidents	M	491	3	9	35	20	...	15	24	14	16	13	5	12	18	13	30	140	13	3	3	8	12	15	20	4	2	8	...	5	31
		F	213	1	2	12	14	...	8	5	5	6	6	3	5	3	7	6	68	6	1	1	14	8	7	4	3	3	3	1	1	10
(a)	Traffic (E810-E819)	M	480	3	8	35	19	...	15	24	14	15	13	5	12	17	13	30	137	11	2	3	8	12	15	20	4	2	8	...	5	30
		F	209	1	2	12	13	...	8	5	5	5	6	3	5	3	7	6	66	6	1	1	14	8	7	4	3	3	3	1	1	10
(b)	Non-traffic (E820-E823)	M	11	...	1	...	1	...	...	...	...	1	...	...	...	1	...	...	3	2	1	...	...	...	...	...	...	...	...	...	...	1
		F	4	...	...	...	1	...	...	...	...	1	...	...	...	...	...	...	2	...	...	...	...	...	...	...	...	...	...	...	...	...
AE139	Other transport accidents	M	106	1	5	10	7	1	2	2	3	2	3	1	3	...	1	15	17	2	6	3	5	2	1	2	...	5	1	...	...	6
		F	19	...	...	3	...	...	...	...	...	...	...	3	...	...	...	5	4	...	...	1	...	1	...	2	...	...	...	...	...	...
(a)	Drownings involving small boats (E830.0, E832.0)	M	37	...	4	3	2	1	2	1	1	1	...	...	2	...	...	3	3	1	6	1	2	1	...	...	...	3	...	...	...	...
		F	1	...	...	...	...	...	...	...	...	...	...	...	...	...	...	1	...	...	...	...	...	...	...	...	...	...	...	...	...	...
(b)	Drownings involving other watercraft (E830.1-E830.9, E832.1-E832.9)	M	10	...	...	4	...	...	...	1	...	...	1	...	1	...	...	...	1	...	...	2	...	...	...	...	...	...	...	...	...	...
		F	5	...	...	1	...	...	...	...	...	...	...	3	...	...	...	...	...	...	...	1	...	...	...	...	...	...	...	...	...	...
(c)	Other transport accidents	M	15	...	...	5	...	...	...	1	...	...	1	3	1	...	...	...	1	...	...	3	...	...	...	...	...	...	...	...	...	...
		F	59	1	1	3	5	...	...	...	2	1	2	1	...	...	1	12	13	1	...	...	3	1	1	2	...	2	1	...	...	6
AE140	Accidental poisoning	M	13	...	...	2	...	...	...	...	...	...	...	...	...	...	...	4	4	...	...	...	...	1	...	2	...	...	...	...	...	...
		F	104	...	2	2	...	...	2	...	2	1	1	5	...	...	1	4	68	1	...	1	5	1	1	2	1	...	...	...	1	3
AE141	Accidental falls	M	54	...	...	1	...	...	...	...	...	...	...	3	...	...	2	1	41	...	...	...	2	...	...	1	1	...	1	...	...	1
		F	153	4	1	24	2	...	5	2	5	3	2	3	1	3	2	4	68	3	1	1	3	1	3	2	1	1	1	...	3	4
AE142	Accidents caused by fires	M	148	3	2	35	...	...	4	2	3	1	...	...	6	2	...	...	73	1	2	...	1	4	2	...	2	...	...	...	...	5
		F	48	1	2	3	2	...	1	1	...	...	4	...	1	...	2	2	5	3	2	1	5	...	1	3	...	4	2	...	...	3
AE143	Accidental drowning	M	28	...	...	2	2	...	3	...	...	...	2	...	...	...	...	2	7	2	...	...	1	...	...	2	...	4	1	...	...	...
		F	63	1	3	2	3	2	1	...	2	2	1	2	2	1	4	3	24	1	...	...	1	1	1	1	...	1	2	...	...	2
AE144	Accidents caused by firearm missiles	M	19	...	...	...	2	1	...	2	...	...	...	...	1	...	...	...	5	2	...	...	2	...	...	1	...	...	2	...	...	1
		F	10	...	...	...	...	1	...	...	...	1	...	1	1	...	...	1	2	...	...	...	...	...	1	1	...	...	...	...	...	1
AE145	Accidents mainly of industrial type	M	1	...	...	...	...	...	...	...	...	...	1	...	...	...	...	...	...	...	...	...	...	...	...	...	...	...	...	...	...	...
		F	80	...	1	2	7	...	1	2	1	2	4	5	1	2	2	4	21	1	1	...	3	4	3	4	...	1	2	...	2	4
AE146	All other accidents	M	4	...	...	...	...	...	1	...	...	...	...	...	...	...	...	1	1	...	...	...	...	1	...	...	...	...	...	...	...	...
		F	56	1	1	3	7	...	...	1	2	...	2	1	3	1	3	2	19	...	...	...	1	2	1	...	...	2	...	...	...	4
AE147	Suicide	M	28	...	...	4	4	...	...	...	...	...	...	...	...	1	...	...	14	...	...	...	...	...	1	...	1	...	...	...	...	3
		F	318	2	3	26	10	2	7	6	8	1	6	11	4	3	13	8	134	6	3	...	9	10	8	8	4	2	3	1	4	16
AE148	Homicide; legal intervention	M	120	...	1	14	3	1	4	2	2	1	2	1	...	4	2	2	58	1	2	...	2	4	...	4	1	2	1	...	...	6
		F	60	1	2	3	3	...	2	...	1	...	...	1	1	...	3	4	27	3	1	...	1	3	...	2	...	...	...	...	1	1
			30	1	2	3	1	...	...	...	1	...	...	1	1	1	...	3	9	1	...	1	...	1	...	3	1	...	...	...	...	...

NOTE—Cause of death adjustments resulting from medical coder's queries are not reflected in this table. *See* Introduction.

TABLE 32—DEATHS BY CAUSE (INTERMEDIATE LIST), SEX, AND REGIONAL DISTRICT, BRITISH COLUMBIA, 1977—*Continued*

Intermediate International List No.	Cause of Death		Total	Alberni-Clayoquot	Bulkley-Nechako	Capital (Victoria Area)	Cariboo	Central Coast	Central Fraser Valley	Central Kootenay	Central Okanagan	Columbia-Shuswap	Comox-Strathcona	Cowichan Valley	Dewdney-Alouette	East Kootenay	Fraser-Cheam	Fraser-Fort George	Greater Vancouver	Kitimat-Stikine	Kootenay Boundary	Mount Waddington	Nanaimo	North Okanagan	Okanagan-Similkameen	Peace River-Liard	Powell River	Skeena-Queen Charlotte	Squamish-Lillooet	Stikine	Sunshine Coast	Thompson-Nicola
AE149	Injury undetermined if accidentally or purposely inflicted	M	45	...	...	9	...	...	...	3	...	1	...	2	...	...	1	1	15	1	...	...	2	1	1	2	1	1	2	...	...	2
		F	35	...	...	9	1	...	...	...	1	1	...	1	...	...	1	1	11	2	...	...	...	2	...	2	...	...	1	...	1	1
AE150	Injuries resulting from operations of war	M	1	...	...	...	...	...	...	...	...	...	...	...	...	...	...	...	1	...	...	...	...	...	...	...	...	...	...	...	...	...
	NXVII. Nature of injury	T	2,234	19	36	202	88	8	56	52	50	38	47	49	42	39	57	99	832	49	22	12	65	58	46	66	20	28	30	2	18	104
		M	1,535	14	29	119	61	6	36	41	38	29	36	37	29	28	45	78	541	34	17	9	43	37	36	47	11	19	21	1	16	77
		F	699	5	7	83	27	2	20	11	12	9	11	12	13	11	12	21	291	15	5	3	22	21	10	19	9	9	9	1	2	27
AN138	Fracture of skull	M	258	1	5	20	6	...	8	8	3	6	6	5	7	10	7	17	98	6	1	1	3	1	1	12	2	1	5	...	2	16
		F	91	3	...	9	4	...	4	...	2	2	...	2	1	2	1	3	41	2	1	...	2	2	3	...	4	...	...	...	1	2
AN139	Fracture of spine and trunk	M	56	1	2	4	1	...	1	...	2	1	...	...	1	1	1	5	25	1	1	1	...	2	1	1	...	...	2	...	...	2
		F	31	...	...	2	...	...	4	1	...	...	1	...	1	1	1	1	11	...	...	...	...	1	1	2	1	...	1	...	...	2
AN140	Fracture of limbs	M	65	1	...	17	...	...	2	2	3	1	2	1	...	3	1	2	21	2	...	...	...	1	1	...	...	...	...	...	2	3
		F	104	2	2	28	...	...	2	1	3	2	...	...	5	1	...	...	45	1	1	...	1	2	2	...	1	...	...	...	...	5
AN141	Dislocation without fracture	M	1	...	...	...	...	...	...	...	...	...	...	...	...	...	...	...	1	...	...	...	...	...	...	...	...	...	...	...	...	...
AN143	Intracranial injury excluding skull fracture	M	215	5	3	13	9	1	4	8	7	7	8	5	3	5	6	8	61	7	2	1	7	6	6	10	1	2	2	1	2	15
		F	75	...	2	8	5	...	2	1	...	1	4	...	...	...	1	3	25	4	1	...	6	3	1	2	...	3	...	1	...	2
AN144	Internal injury of chest, abdomen, and pelvis	M	353	1	4	22	21	1	7	14	11	8	8	9	7	4	12	24	100	7	2	1	9	16	18	8	4	3	6	...	6	20
		F	121	...	1	6	8	...	1	3	4	3	2	2	3	2	3	6	44	1	...	1	5	7	1	6	...	2	2	...	...	8
AN145	Laceration and open wound	M	21	...	2	...	3	1	...	1	...	1	1	...	...	...	...	2	7	...	...	...	1	1	1	...	...	...	...	...	...	...
		F	7	...	2	...	...	...	...	1	...	...	...	...	...	...	...	1	3	...	...	...	...	...	...	...	...	...	...	...	...	...
AN146	Superficial injury, contusion, and crushing with intact skin surface	F	3	...	...	...	...	...	...	...	...	...	...	...	...	...	...	...	3	...	...	...	...	...	...	...	...	...	...	...	...	...
AN147	Foreign body entering through orifice	M	18	1	1	3	1	...	...	...	1	...	...	1	2	...	...	1	4	...	...	...	...	1	1	...	...	1	...	...	...	...
		F	8	...	...	1	2	...	...	...	...	...	...	...	...	...	...	...	4	...	...	...	...	...	...	...	1	...	...	...	...	...
AN148	Burn	M	42	1	3	2	4	...	1	1	1	...	3	...	...	...	1	3	8	1	...	1	3	...	1	5	...	1	2	...	...	...
		F	14	...	...	1	3	...	2	...	...	...	1	...	...	...	...	1	4	1	...	...	...	...	...	1	...	...	...	...	...	...
AN149	Effects of chemical substances	M	236	1	2	18	2	...	8	1	5	1	2	9	3	...	10	6	128	4	2	1	9	2	1	5	2	4	...	...	1	9
		F	173	...	...	21	1	1	5	...	2	...	3	4	...	4	5	4	91	3	...	...	3	6	...	6	2	4	4	...	1	3
AN150	All other and unspecified effects of external causes	M	270	2	7	20	14	3	5	6	5	4	6	7	6	5	7	10	88	6	9	3	11	7	5	6	2	7	4	...	3	12
		F	72	...	...	7	4	1	...	4	1	1	...	4	3	1	1	2	20	3	2	2	5	...	2	2	...	...	2	...	...	5

NOTE—Cause of death adjustments resulting from medical coder's queries are not reflected in this table. *See* Introduction.

TABLE 33—NONTRANSPORT ACCIDENTAL DEATHS BY PLACE OF OCCURRENCE, EXTERNAL CAUSE, AND SEX, BRITISH COLUMBIA, 1977

Detailed Int. List No.	External Cause of Death	Place of Occurrence																		Total	
		Home		Farm		Mine and Quarry		Industry		Place for Recreation and Sport		Street or Highway		Public Building		Resident Institution		Other and Unspecified			
		M	F	M	F	M	F	M	F	M	F	M	F	M	F	M	F	M	F	M	F
E850 – E869	Poisoning by solid or liquid	65	39	.....	.....	.....	.....	.....	.....	.....	.....	1	.....	2	1	1	.....	24	10	93	50
E870 – E877	Poisoning by gas and vapours	3	2	1	.....	.....	.....	2	.....	.....	.....	2	.....	.....	.....	.....	.....	3	2	11	4
E880 – E887	Fall	68	71	.....	.....	.....	.....	4	.....	.....	.....	5	2	8	1	35	41	33	33	153	148
E916	Blow from falling object	3	.....	3	.....	2	.....	12	.....	.....	.....	.....	.....	.....	.....	.....	.....	2	.....	22	.....
E927	Accident caused by vehicle	.....	.....	12	1	2	.....	1	.....	.....	.....	1	.....	.....	.....	.....	.....	1	1	17	2
E928	Injury by machinery	.....	.....	.....	.....	.....	.....	2	.....	.....	.....	.....	.....	.....	.....	.....	.....	.....	.....	2	.....
E920	Injury caused by cutting and piercing instruments	.....	.....	.....	.....	.....	.....	.....	.....	.....	.....	.....	.....	.....	.....	.....	.....	.....	.....	.....	.....
E925	Injury caused by electric current	2	.....	1	.....	.....	.....	3	.....	.....	.....	1	.....	.....	.....	.....	.....	4	.....	11	.....
E890 – E899	Injury caused by conflagration or hot substance	40	26	1	.....	.....	.....	2	.....	.....	.....	.....	.....	3	.....	.....	1	2	1	48	28
E922	Injury by firearm	4	1	3	.....	.....	.....	.....	.....	.....	.....	.....	.....	.....	.....	.....	.....	3	.....	10	1
E911 – E913	Obstruction and suffocation by food, including mechanical suffocation	12	6	.....	.....	.....	.....	.....	.....	.....	.....	.....	.....	3	.....	5	2	6	3	26	11
E906	Other injuries caused by animals	.....	.....	.....	.....	.....	.....	.....	.....	.....	.....	.....	.....	.....	.....	.....	.....	.....	.....	.....	.....
E910	Drowning	9	5	.....	.....	.....	.....	2	1	1	.....	3	.....	.....	.....	.....	.....	48	13	63	19
	Other and unspecified accidents	5	3	1	.....	2	.....	23	.....	.....	.....	.....	2	.....	1	2	.....	17	8	50	14
	Totals	211	153	22	1	6	.....	51	1	1	.....	13	4	16	3	43	44	143	71	506	277
	Per cent of all deaths from transport accidents	41.7	55.2	4.3	0.4	1.2	.....	10.1	0.4	0.2	.....	2.5	1.4	3.2	1.1	8.5	15.9	28.3	25.6	100	100

NOTE—Cause of death adjustments resulting from medical coder's queries are not reflected in this table. *See* Introduction.

MARRIAGES

TABLE 34—MARRIAGES SOLEMNIZED, BY MARITAL STATUS OF BRIDEGROOM AND OF BRIDE, BRITISH COLUMBIA, 1977

Total Marriages	Marriages Between—									
	Bachelors and—			Widowers and—			Divorced Men and—			Other
	Spinsters	Widows	Divorced Women	Spinsters	Widows	Divorced Women	Spinsters	Widows	Divorced Women	Not Stated
21,156	13,835	184	1,758	150	363	314	1,994	305	2,251	2

TABLE 35—MARRIAGES SOLEMNIZED BY RELIGIOUS DENOMINATION OF BRIDEGROOM AND OF BRIDE, BRITISH COLUMBIA, 1977

Religious Denomination of Bridegroom	Total	Religious Denomination of Bride															
		Anglican	Baptist	Greek Orthodox	Jewish	Lutheran	Mennonite	Pentecostal	Presbyterian	Roman Catholic	Salvation Army	Ukranian Catholic	United Church	Other Christian[1]	Other religions (non-Christian)	Unattached (atheist, agnostic, etc.)	Unspecified or unknown
Totals	21,156	3,038	568	139	92	825	215	389	485	4,137	74	39	3,991	3,226	991	2,616	331
Anglican	2,934	1,093	57	11	5	111	7	30	76	544	10	4	659	200	18	95	14
Baptist	595	72	209	5	.....	22	9	6	12	86	1	2	100	45	1	23	2
Greek Orthodox	168	17	1	58	1	7	1	2	4	30	1	3	24	12	.....	7	.....
Jewish	101	6	1	.....	51	2	.....	.....	1	13	.....	.....	6	12	1	7	1
Lutheran	835	157	23	6	3	153	4	11	38	182	3	1	141	58	3	42	10
Mennonite	219	19	5	.....	.....	9	117	6	4	14	.....	.....	23	19	.....	3	.....
Pentecostal	353	25	10	.....	.....	9	5	212	4	29	3	1	28	18	1	8	.....
Presbyterian	492	86	14	.....	.....	27	2	8	100	94	.....	.....	120	30	3	7	1
Roman Catholic	3,854	519	62	25	10	160	20	34	83	1,583	12	6	610	430	22	260	18
Salvation Army	58	8	2	1	.....	2	.....	.....	1	8	27	.....	5	4	.....	.....	.....
Ukranian Catholic	44	6	.....	.....	.....	2	.....	.....	.....	13	.....	9	7	4	.....	3	.....
United Church	3,587	561	88	19	3	154	20	38	86	594	6	7	1,712	161	15	115	8
Other Christian[1]	3,268	222	53	9	9	75	24	23	48	445	8	3	246	2,006	22	66	9
Other religions (non-Christian)	1,042	20	3	.....	2	6	1	2	2	39	.....	.....	26	45	872	24	.....
Unattached (atheist, agnostic, etc.)	3,204	198	36	5	8	76	5	16	23	424	3	3	258	160	32	1,956	1
Unspecified or unknown	402	29	4	.....	.....	10	.....	1	3	39	.....	.....	26	22	1	.....	267

[1]Includes "Protestant (unspecified)," "nondenominational," and small Christian groups not elsewhere specified.

TABLE 36—MARRIAGES[1] AUTHORIZED BY BANNS OR LICENCE, ACCORDING TO RELIGIOUS DENOMINATION OF OFFICIATING MINISTER, BRITISH COLUMBIA, 1977

Religious Denominations of Minister	Banns		Licence		Total	
	Number	Per Cent	Number	Per Cent	Number	Per Cent
Totals	2,322	100.0	12,439	100.0	14,762[3]	100.0
Adventist	3	0.1	57	0.4	60	0.4
Anglican	493	21.2	1,574	12.7	2,067	14.0
Apostolic	6	0.3	63	0.5	69	0.5
Baptist	76	3.3	523	4.2	599	4.0
Brethren	.....	.....	2	(2)	2	(2)
Christian Scientist	1	(2)	222	1.7	223	1.5
Churches of Christ (Disciples)	.....	.....	47	0.4	47	0.3
Doukhobor	16	0.7	.....	.....	16	0.1
Eastern Orthodox	1	(2)	41	0.3	42	0.3
Greek Catholic	4	0.2	19	0.2	23	0.2
Jehovah's Witness	.....	.....	145	1.2	145	1.0
Lutheran	61	2.7	617	5.0	678	4.6
Mennonite	76	3.3	193	1.6	269	1.8
Methodist	.....	.....	40	0.3	40	0.3
Mormon	1	(2)	101	0.8	102	0.7
Pentecostal Assembly	59	2.6	373	3.0	435[3]	2.9
Plymouth Brethren	4	0.2	68	0.5	72	0.5
Presbyterian	35	1.5	439	3.5	474	3.2
Reformed Church (Christian)	54	2.3	69	0.6	123	0.8
Roman Catholic	1,079	46.5	1,117	9.0	2,196	14.9
Salvation Army	3	0.1	91	0.7	94	0.6
Society of Friends	.....	.....	2	(2)	2	(2)
Spiritualist	.....	.....	16	0.1	16	0.1
Swedenborgian	.....	.....	2	(2)	2	(2)
Unitarian	1	(2)	435	3.5	436	3.0
United Church of Canada	308	13.3	5,281	42.5	5,589	37.9
Christian	40	1.7	438	3.5	478	3.2
Jewish	.....	.....	37	0.3	37	0.3
Oriental religions	.....	.....	408	3.3	408	2.8
Other religions	1	(2)	19	0.2	20	0.1

[1] The above marriages exclude 6,394 ceremonies performed by Marriage Commissioners for which marriage licences are required.

[2] Less than 0.05 per cent.

[3] Includes 1 marriage for which type was not stated.

REGISTERED INDIAN STATISTICS
LIVE BIRTHS

TABLE 37—GENERAL SUMMARY OF LIVE BIRTHS AMONG REGISTERED INDIANS FOR REGIONAL DISTRICTS, BRITISH COLUMBIA, 1977

Regional District	Live Births			Live Births in Hospital		Illegitimate Live Births	
	Total	Male	Female	Male	Female	Male	Female
British Columbia	1,265	635	630	622	609	413	423
Regional District—							
Alberni-Clayoquot	44	19	25	19	25	15	13
Bulkley-Nechako	97	51	46	50	45	36	31
Capital (Victoria area)	69	33	36	33	36	22	24
Cariboo	103	46	57	44	53	35	46
Central Coast	36	18	18	18	18	7	7
Central Fraser Valley	6	4	2	4	2	2	2
Central Kootenay	1	.....	1	.....	1	.....	1
Central Okanagan	5	3	2	3	2	3	2
Columbia-Shuswap	11	5	6	5	6	4	5
Comox-Strathcona	35	20	15	20	14	8	11
Cowichan Valley	73	30	43	30	43	22	35
Dewdney-Alouette	9	4	5	4	5	3	3
East Kootenay	4	3	1	3	1	2	.....
Fraser-Cheam	58	33	25	33	25	22	14
Fraser-Fort George	27	13	14	13	14	12	11
Greater Vancouver	92	38	54	37	52	24	47
Kitimat-Stikine	161	80	81	77	79	43	37
Kootenay-Boundary	.....	.....	.....	.....	.....	.....	.....
Mount Waddington	30	14	16	14	16	11	10
Nanaimo	13	7	6	7	6	5	4
North Okanagan	19	10	9	10	9	4	8
Okanagan-Similkameen	20	9	11	8	11	7	6
Peace River-Liard	78	40	38	37	32	26	30
Powell River	7	6	1	6	1	4	.....
Skeena-Queen Charlotte	97	57	40	56	39	30	16
Squamish-Lillooet	68	34	34	34	30	26	30
Stikine	5	1	4	1	4	1	3
Sunshine Coast	13	8	5	8	5	1	2
Thompson-Nicola	84	49	35	48	35	38	25

DEATHS

TABLE 38—GENERAL SUMMARY OF DEATHS AMONG REGISTERED INDIANS FOR REGIONAL DISTRICTS, BRITISH COLUMBIA, 1977

Regional District	Total Deaths	Hospital Deaths	Infant Deaths					
			Total		Neonatal, Under 28 Days		Post-neonatal	
			M	F	M	F	M	F
British Columbia	409	231	31	21	8	11	23	10
Regional District—								
Alberni-Clayoquot	6	2	1	.....	.....	.....	1	.....
Bulkley-Nechako	25	10	3	1	.....	1	3	.....
Capital (Victoria area)	16	11	1	2	.....	.....	1	2
Cariboo	40	23	3	2	2	2	1	.....
Central Coast	13	6	1	.....	1	.....	.....	.....
Central Fraser Valley	2	2	.....	.....	.....	.....	.....	.....
Central Kootenay	2	1	.....	.....	.....	.....	.....	.....
Central Okanagan	2	.....	.....	.....	.....	.....	.....	.....
Columbia-Shuswap	3	1	.....	.....	.....	.....	.....	.....
Comox-Strathcona	11	7	1	.....	.....	.....	1	.....
Cowichan Valley	34	26	1	2	.....	1	1	1
Dewdney-Alouette	5	2	.....	.....	.....	.....	.....	.....
East Kootenay	8	6	1	.....	.....	.....	1	.....
Fraser-Cheam	16	7	2	1	.....	1	2	.....
Fraser-Fort George	7	3	.....	1	.....	.....	.....	1
Greater Vancouver	32	25	1	.....	1	.....	.....	.....
Kitimat-Stikine	40	24	6	3	1	1	5	2
Kootenay-Boundary	.....	.....	.....	.....	.....	.....	.....	.....
Mount Waddington	12	6	.....	1	.....	.....	.....	1
Nanaimo	12	6	1	.....	.....	.....	1	.....
North Okanagan	6	4	.....	1	.....	1	.....	.....
Okanagan-Similkameen	7	1	.....	1	.....	.....	.....	1
Peace River-Liard	22	11	4	2	2	2	2	.....
Powell River	3	3	.....	.....	.....	.....	.....	.....
Skeena-Queen Charlotte	26	12	3	1	.....	1	3	.....
Squamish-Lillooet	23	9	1	.....	1	.....	.....	.....
Stikine	1	1	.....	.....	.....	.....	.....	.....
Sunshine Coast	4	3	1	.....	.....	.....	1	.....
Thompson-Nicola	31	19	.....	3	.....	1	.....	2

Detailed Int. List No.	Cause of Death		Age at Death: Total	Neonatal: Total Under 28 Days	Under 1 Day	1 Day	2 Days	3 Days	4 Days	5 Days	6 Days	7–13 Days	14–20 Days	21–27 Days	Post-neonatal: Total, 28 Days to 1 Year	28 Days and Under 2 Months	2 Months	3 Months	4 Months	5 Months	6 Months	7 Months	8 Months	9 Months	10 Months	11 Months
	All causes	T	52	19	14	1	....	....	2	....	1	....	1	....	33	5	8	5	5	3	1	1	....	1	3	1
		M	31	8	6	....	....	....	2	....	....	....	....	....	23	4	4	5	3	2	....	1	....	1	3	....
		F	21	11	8	1	....	....	....	....	1	....	1	....	10	1	4	....	2	1	1	....	....	....	....	1
004, 008-009	Dysentery	M	1	....	....	....	....	....	....	....	....	....	....	....	1	....	1	....	....	....	....	....	....	....	....	....
038	Septicaemia	M	1	....	....	....	....	....	....	....	....	....	....	....	1	1	....	....	....	....	....	....	....	....	....	....
Resid. in 000-136	*Other infective and parasitic diseases*	M	1	1	....	....	....	....	1	....	....	....	....	....	....	....	....	....	....	....	....	....	....	....	....	....
260-269	Avitaminosis and other nutritional deficiency	F	1	....	....	....	....	....	....	....	....	....	....	....	1	....	1	....	....	....	....	....	....	....	....	....
270-279	Other metabolic diseases	M	1	....	....	....	....	....	....	....	....	....	....	....	1	....	....	1	....	....	....	....	....	....	....	....
320	Meningitis	M	1	....	....	....	....	....	....	....	....	....	....	....	1	....	....	....	....	1	....	....	....	....	....	....
390-458	Diseases of the circulatory system	M	1	....	....	....	....	....	....	....	....	....	....	....	1	....	....	1	....	....	....	....	....	....	....	....
		F	1	....	....	....	....	....	....	....	....	....	....	....	1	....	....	....	....	....	1	....	....	....	....	....
460-466	Acute respiratory infections	F	1	....	....	....	....	....	....	....	....	....	....	....	1	....	....	....	....	1	....	....	....	....	....	....
480-486	Pneumonia	M	4	....	....	....	....	....	....	....	....	....	....	....	4	2	....	1	1	....	....	....	....	....	....	....
Resid. in 460-519	Other diseases of respiratory system	F	1	....	....	....	....	....	....	....	....	....	....	....	1	....	....	....	....	....	....	....	....	....	....	1
740-743	Congenital anomalies of brain, spinal cord, and nervous system	F	2	1	1	....	....	....	....	....	....	....	....	....	1	....	1	....	....	....	....	....	....	....	....	....
746	Congenital anomalies of heart	M	1	....	....	....	....	....	....	....	....	....	....	....	1	....	....	1	....	....	....	....	....	....	....	....
747	Other congenital anomalies of circulatory system	M	1	....	....	....	....	....	....	....	....	....	....	....	1	....	....	....	....	1	....	....	....	....	....	....
749-751	*Congenital anomalies of digestive system*	F	1	1	....	....	....	....	....	....	1	....	....	....	....	....	....	....	....	....	....	....	....	....	....	....
759	Congenital anomalies of multiple systems	M	1	....	....	....	....	....	....	....	....	....	....	....	1	....	1	....	....	....	....	....	....	....	1	....
762-763	Maternal toxaemia and infection	M	1	1	....	....	....	....	1	....	....	....	....	....	....	....	....	....	....	....	....	....	....	....	....	....
764-768	Difficult labour	F	1	1	1	....	....	....	....	....	....	....	....	....	....	....	....	....	....	....	....	....	....	....	....	....
770-771	Conditions of placenta and umbilical cord	M	1	1	1	....	....	....	....	....	....	....	....	....	....	....	....	....	....	....	....	....	....	....	....	....
		F	3	3	3	....	....	....	....	....	....	....	....	....	....	....	....	....	....	....	....	....	....	....	....	....
776	Anoxia and hypoxia	M	3	3	3	....	....	....	....	....	....	....	....	....	....	....	....	....	....	....	....	....	....	....	....	....
		F	2	2	1	1	....	....	....	....	....	....	....	....	....	....	....	....	....	....	....	....	....	....	....	....
777	Immaturity	M	2	2	2	....	....	....	....	....	....	....	....	....	....	....	....	....	....	....	....	....	....	....	....	....
		F	2	2	2	....	....	....	....	....	....	....	....	....	....	....	....	....	....	....	....	....	....	....	....	....
780-796	Symptoms and ill-defined conditions	M	3	....	....	....	....	....	....	....	....	....	....	....	3	....	2	....	1	....	....	....	....	....	....	....
		F	6	1	....	....	....	....	....	....	....	....	1	....	5	1	2	....	2	....	....	....	....	....	....	....
E810-E823	Motor vehicle accidents	M	1	....	....	....	....	....	....	....	....	....	....	....	1	....	....	....	....	....	....	....	....	1	....	....
E890-E899	Accidents caused by fires	M	1	....	....	....	....	....	....	....	....	....	....	....	1	....	....	....	....	....	....	1	....	....	....	....
E911-E912	Inhalation and ingestion	M	2	....	....	....	....	....	....	....	....	....	....	....	2	....	1	....	1	....	....	....	....	....	....	....
E913	Mechanical suffocation	M	2	....	....	....	....	....	....	....	....	....	....	....	2	1	....	1	....	....	....	....	....	....	....	....
Resid. in E800-E999	Other accidents, poisonings, and violence	M	2	....	....	....	....	....	....	....	....	....	....	....	2	....	....	....	....	....	....	....	....	....	2	....

NOTE—Cause of death adjustments resulting from medical coder's queries are not reflected in this table. *See* Introduction.

TABLE 40—DEATHS OF REGISTERED INDIANS, BY CAUSE, SEX, AND AGE, BRITISH COLUMBIA, 1977

Intermediate International List No.	Cause of Death		Total	Age at Death																						
				Under 1 Year	1 Year	2 Years	3 Years	4 Years	5–9 Years	10–14 Years	15–19 Years	20–24 Years	25–29 Years	30–34 Years	35–39 Years	40–44 Years	45–49 Years	50–54 Years	55–59 Years	60–64 Years	65–69 Years	70–74 Years	75–79 Years	80–84 Years	85+ Years	Not Stated
	All causes	T	409	52	4	2	1	....	10	4	22	32	20	27	27	22	24	17	19	19	18	23	29	11	26	....
		M	237	31	1	....	1	....	7	3	18	18	12	16	14	13	15	8	11	11	11	20	17	3	7	....
		F	172	21	3	2	....	....	3	1	4	14	8	11	13	9	9	9	8	8	7	3	12	8	19	....
	I. Infective and parasitic diseases	T	10	3	....	....	....	....	....	....	....	....	....	1	1	....	....	1	....	2	1	....	....	....	1	....
		M	5	3	....	....	....	....	....	....	....	....	....	....	....	....	....	....	....	1	....	....	....	....	1	....
		F	5	....	....	....	....	....	....	....	....	....	....	1	1	....	....	1	....	1	1	....	....	....	....	....
A3	Paratyphoid fever and other salmonella infections	M	1	....	....	....	....	....	....	....	....	....	....	....	....	....	....	....	....	1	....	....	....	....	....	....
A4	Bacillary dysentery and amoebiasis	F	1	....	....	....	....	....	....	....	....	....	....	....	....	....	....	....	....	1	....	....	....	....	....	....
A5	Enteritis and other diarrhoeal diseases	M	2	1	....	....	....	....	....	....	....	....	....	....	....	....	....	....	....	....	....	....	....	....	1	....
		F	1	....	....	....	....	....	....	....	....	....	....	....	....	....	....	....	....	....	1	....	....	....	....	....
A6	Tuberculosis of respiratory system	F	1	....	....	....	....	....	....	....	....	....	....	....	....	....	....	1	....	....	....	....	....	....	....	....
A8	Tuberculosis of intestines, peritoneum, and mesenteric glands	F	1	....	....	....	....	....	....	....	....	....	....	1	....	....	....	....	....	....	....	....	....	....	....	....
A10	Other tuberculosis including late effects	F	1	....	....	....	....	....	....	....	....	....	....	....	1	....	....	....	....	....	....	....	....	....	....	....
A21	Other bacterial diseases	M	2	2	....	....	....	....	....	....	....	....	....	....	....	....	....	....	....	....	....	....	....	....	....	....
	II. Neoplasms	T	26	....	....	....	....	....	....	....	....	....	....	....	2	3	3	1	5	2	2	4	2	1	1	....
		M	12	....	....	....	....	....	....	....	....	....	....	....	2	1	1	....	2	....	1	4	1	....	....	....
		F	14	....	....	....	....	....	....	....	....	....	....	....	....	2	2	1	3	2	1	....	1	1	1	....
	Malignant neoplasms	M	11	....	....	....	....	....	....	....	....	....	....	....	1	1	1	....	2	....	1	4	1	....	....	....
		F	14	....	....	....	....	....	....	....	....	....	....	....	....	2	2	1	3	2	1	....	1	1	1	....
A47	Malignant neoplasm of stomach	M	2	....	....	....	....	....	....	....	....	....	....	....	....	....	....	....	1	....	....	1	....	....	....	....
A48	Malignant neoplasm of intestine, except rectum	F	1	....	....	....	....	....	....	....	....	....	....	....	....	....	....	....	....	1	....	....	....	....	....	....
A49	Malignant neoplasm of rectum and rectosigmoid junction	M	1	....	....	....	....	....	....	....	....	....	....	....	....	....	....	....	....	....	....	....	1	....	....	....
A51	Malignant neoplasm of trachea, bronchus, and lung	M	3	....	....	....	....	....	....	....	....	....	....	....	....	....	1	....	....	....	1	1	....	....	....	....
		F	1	....	....	....	....	....	....	....	....	....	....	....	....	....	1	....	....	....	....	....	....	....	....	....
A54	Malignant neoplasm of breast	F	4	....	....	....	....	....	....	....	....	....	....	....	....	....	....	1	2	....	....	....	1	....	....	....
A55	Malignant neoplasm of cervix uteri	F	2	....	....	....	....	....	....	....	....	....	....	....	....	1	1	....	....	....	....	....	....	....	....	....
A57	Malignant neoplasm of prostate	M	1	....	....	....	....	....	....	....	....	....	....	....	....	....	....	....	....	....	....	1	....	....	....	....
A58	Malignant neoplasm of other and unspecified sites	M	4	....	....	....	....	....	....	....	....	....	....	....	1	1	....	....	1	....	....	1	....	....	....	....
		F	3	....	....	....	....	....	....	....	....	....	....	....	....	1	....	....	....	....	1	....	....	....	1	....

NOTE—Cause of death adjustments resulting from medical coder's queries are not reflected in this table. *See* Introduction.

(a)	Digestive organs and peritoneum (155-159)	M	3	....	....	....	....	....	....	....	....	....	....	....	....	1	....	....	1	....	....	1	....	....	....	....
(d)	Ovary, fallopian tube, and broad ligament (183)	F	1	....	....	....	....	....	....	....	....	....	....	....	....	1	....	....	....	....	....	....	....	....	....	....
(e)	Other and unspecified female genital organs (184)	F	1	....	....	....	....	....	....	....	....	....	....	....	....	....	....	....	....	....	....	....	....	....	1	....
(f)	Other male genital organs (186, 187)	M	1	....	....	....	....	....	....	....	....	....	....	....	1	....	....	....	....	....	....	....	....	....	....	....
(j)	Other	F	1	....	....	....	....	....	....	....	....	....	....	....	....	....	....	....	....	....	1	....	....	....	....	....
A59	Leukaemia	F	1	....	....	....	....	....	....	....	....	....	....	....	....	....	....	....	....	....	....	....	....	1	....	....
A60	Other lymphatic and haemotopoietic tissue	F	2	....	....	....	....	....	....	....	....	....	....	....	....	....	....	....	1	1	....	....	....	....	....	....
(b)	Other	F	2	....	....	....	....	....	....	....	....	....	....	....	....	....	....	....	1	1	....	....	....	....	....	....
A61	Benign neoplasms and neoplasms of unspecified nature	M	1	....	....	....	....	....	....	....	....	....	....	....	1	....	....	....	....	....	....	....	....	....	....	....
	III. Endocrine, nutritional, and metabolic diseases	T	5	2	....	....	....	....	....	....	....	....	....	....	....	....	....	....	1	....	1	1	....	....	....	....
		M	2	1	....	....	....	....	....	....	....	....	....	....	....	....	....	....	....	....	....	1	....	....	....	....
		F	3	1	....	....	....	....	....	....	....	....	....	....	....	....	....	....	1	....	1	....	....	....	....	....
A64	Diabetes mellitus	M	1	....	....	....	....	....	....	....	....	....	....	....	....	....	....	....	....	....	....	1	....	....	....	....
		F	1	....	....	....	....	....	....	....	....	....	....	....	....	....	....	....	....	....	1	....	....	....	....	....
A65	Avitaminosis and other nutritional deficiency states	F	1	1	....	....	....	....	....	....	....	....	....	....	....	....	....	....	....	....	....	....	....	....	....	....
A66	Other endocrine and metabolic diseases	M	1	1	....	....	....	....	....	....	....	....	....	....	....	....	....	....	....	....	....	....	....	....	....	....
		F	1	....	....	....	....	....	....	....	....	....	....	....	....	....	....	....	1	....	....	....	....	....	....	....
	IV. Diseases of blood and blood-forming organs	T	1	....	1	....	....	....	....	....	....	....	....	....	....	....	....	....	....	....	....	....	....	....	....	....
		M	....	....	....	....	....	....	....	....	....	....	....	....	....	....	....	....	....	....	....	....	....	....	....	....
		F	1	....	1	....	....	....	....	....	....	....	....	....	....	....	....	....	....	....	....	....	....	....	....	....
A68	Other diseases of blood and blood-forming organs	F	1	....	1	....	....	....	....	....	....	....	....	....	....	....	....	....	....	....	....	....	....	....	....	....
	V. Mental disorders	T	17	....	....	....	....	....	....	....	....	1	3	1	2	3	2	1	1	1	....	1	....	....	1	....
		M	12	....	....	....	....	....	....	....	....	1	2	....	1	2	2	....	1	1	....	1	....	....	1	....
		F	5	....	....	....	....	....	....	....	....	....	1	1	1	1	....	1	....	....	....	....	....	....	....	....
A69	Psychoses	M	1	....	....	....	....	....	....	....	....	....	....	....	....	....	....	....	....	....	....	....	....	....	1	....
		F	1	....	....	....	....	....	....	....	....	....	....	....	....	....	....	1	....	....	....	....	....	....	....	....
A70	Neuroses, personality disorders, and other non-psychotic mental disorders	M	11	....	....	....	....	....	....	....	....	1	2	....	1	2	2	....	1	1	....	1	....	....	....	....
		F	4	....	....	....	....	....	....	....	....	....	1	1	1	1	....	....	....	....	....	....	....	....	....	....
	VI. Diseases of the nervous system and sense organs	T	5	1	....	....	....	....	....	....	....	....	....	1	....	....	....	1	....	....	1	1	....	....	....	....
		M	4	1	....	....	....	....	....	....	....	....	....	1	....	....	....	1	....	....	....	1	....	....	....	....
		F	1	....	....	....	....	....	....	....	....	....	....	....	....	....	....	....	....	....	1	....	....	....	....	....
A72	Meningitis	M	1	1	....	....	....	....	....	....	....	....	....	....	....	....	....	....	....	....	....	....	....	....	....	....
A74	Epilepsy	M	2	....	....	....	....	....	....	....	....	....	....	1	....	....	....	....	....	....	....	1	....	....	....	....
A79	Other diseases of nervous system and sense organs	M	1	....	....	....	....	....	....	....	....	....	....	....	....	....	....	1	....	....	....	....	....	....	....	....
		F	1	....	....	....	....	....	....	....	....	....	....	....	....	....	....	....	....	....	1	....	....	....	....	....

NOTE—Cause of death adjustments resulting from medical coder's queries are not reflected in this table. *See* Introduction.

TABLE 40—DEATHS OF REGISTERED INDIANS, BY CAUSE, SEX, AND AGE, BRITISH COLUMBIA, 1977—*Continued*

Intermediate International List No.	Cause of Death		Total	Age at Death																						
				Under 1 Year	1 Year	2 Years	3 Years	4 Years	5–9 Years	10–14 Years	15–19 Years	20–24 Years	25–29 Years	30–34 Years	35–39 Years	40–44 Years	45–49 Years	50–54 Years	55–59 Years	60–64 Years	65–69 Years	70–74 Years	75–79 Years	80–84 Years	85+ Years	Not Stated
	VII. Diseases of the circulatory system	T	89	2	....	....	....	....	....	....	1	1	2	3	5	....	8	4	2	6	7	8	17	7	16	....
		M	46	1	....	....	....	....	....	....	1	....	2	1	1	....	6	2	2	4	4	7	10	2	3	....
		F	43	1	....	....	....	....	....	....	....	1	....	2	4	....	2	2	....	2	3	1	7	5	13	....
A81	Chronic rheumatic heart disease	M	4	....	....	....	....	....	....	....	....	....	....	....	1	....	2	....	1	....	....	....	....	....	....	....
		F	2	....	....	....	....	....	....	....	....	....	....	1	....	....	....	....	....	1	....	....	....	....	....	....
A83	Ischaemic heart disease	M	24	....	....	....	....	....	....	....	....	....	....	....	....	....	4	2	1	3	1	5	5	1	2	....
		F	20	....	....	....	....	....	....	....	....	....	....	....	....	....	2	1	....	....	1	1	4	3	8	....
A84	Other forms of heart disease	M	8	1	....	....	....	....	....	....	1	....	1	1	....	....	....	....	....	....	1	1	1	1	....	....
		F	5	1	....	....	....	....	....	....	....	....	....	....	2	....	....	1	....	1	....	....	....	....	....	....
A85	Cerebrovascular disease	M	5	....	....	....	....	....	....	....	....	....	....	....	....	....	....	....	....	....	1	....	3	....	1	....
		F	13	....	....	....	....	....	....	....	....	1	....	1	2	....	....	....	....	....	2	....	3	1	3	....
A86	Diseases of arteries, arterioles, and capillaries	M	3	....	....	....	....	....	....	....	....	....	....	....	....	....	....	....	....	....	1	1	1	....	....	....
		F	3	....	....	....	....	....	....	....	....	....	....	....	....	....	....	....	....	....	....	....	....	1	2	....
A87	Venous thrombosis and embolism	M	2	....	....	....	....	....	....	....	....	....	1	....	....	....	....	....	....	1	....	....	....	....	....	....
	VIII. Diseases of the respiratory system	T	26	6	1	....	....	....	2	....	....	....	1	....	....	2	1	3	....	....	1	2	4	1	2	....
		M	16	4	....	....	....	....	2	....	....	....	....	....	....	1	1	1	....	....	1	1	4	....	1	....
		F	10	2	1	....	....	....	....	....	....	....	1	....	....	1	....	2	....	....	....	1	....	1	1	....
A89	Acute respiratory infections	F	1	1	....	....	....	....	....	....	....	....	....	....	....	....	....	....	....	....	....	....	....	....	....	....
A91	Viral pneumonia	M	2	1	....	....	....	....	1	....	....	....	....	....	....	....	....	....	....	....	....	....	....	....	....	....
A92	Other pneumonia	M	10	3	....	....	....	....	1	....	....	....	....	....	....	1	1	....	....	....	1	1	2	....	....	....
		F	5	....	....	....	....	....	....	....	....	....	1	....	....	1	....	1	....	....	....	....	....	1	1	....
A93	Bronchitis, emphysema, and asthma	M	2	....	....	....	....	....	....	....	....	....	....	....	....	....	....	....	....	....	....	....	1	....	1	....
		F	1	....	....	....	....	....	....	....	....	....	....	....	....	....	....	1	....	....	....	....	....	....	....	....
A96	Other diseases of respiratory system	M	2	....	....	....	....	....	....	....	....	....	....	....	....	....	....	1	....	....	....	....	1	....	....	....
		F	3	1	1	....	....	....	....	....	....	....	....	....	....	....	....	....	....	....	....	1	....	....	....	....
	IX. Diseases of the digestive system	T	36	....	....	....	....	....	....	....	....	1	....	3	6	4	4	4	3	3	1	2	3	1	1	....
		M	17	....	....	....	....	....	....	....	....	1	....	....	2	2	1	2	2	2	1	2	1	1	....	....
		F	19	....	....	....	....	....	....	....	....	....	....	3	4	2	3	2	1	1	....	....	2	....	1	....
A98	Peptic ulcer	M	3	....	....	....	....	....	....	....	....	....	....	....	....	....	....	1	....	....	....	1	....	1	....	....
		F	1	....	....	....	....	....	....	....	....	....	....	....	....	....	....	....	....	1	....	....	....	....	....	....
A100	Appendicitis	M	2	....	....	....	....	....	....	....	....	1	....	....	....	....	....	....	....	1	....	....	....	....	....	....

NOTE—Cause of death adjustments resulting from medical coder's queries are not reflected in this table. *See* Introduction.

A102	Cirrhosis of liver	M	9	....	....	....	....	....	....	....	....	....	....	....	2	2	....	1	2	....	1	1	....	....	....	....
		F	13	....	....	....	....	....	....	....	....	....	....	2	3	1	3	2	1	....	....	....	....	....	1	....
A103	Cholelithiasis and cholecystitis	F	2	....	....	....	....	....	....	....	....	....	....	1	....	1	....	....	....	....	....	....	....	....	....	....
A104	Other diseases of digestive system	M	3	....	....	....	....	....	....	....	....	....	....	....	....	....	1	....	....	1	....	....	1	....	....	....
		F	3	....	....	....	....	....	....	....	....	....	....	....	1	....	....	....	....	....	....	....	2	....	....	....
	X. Diseases of the genito-urinary system	T	4	....	....	....	....	....	....	....	....	....	1	....	....	....	....	....	1	....	....	....	....	1	1	....
		M	1	....	....	....	....	....	....	....	....	....	1	....	....	....	....	....	....	....	....	....	....	....	....	....
		F	3	....	....	....	....	....	....	....	....	....	....	....	....	....	....	....	1	....	....	....	....	1	1	....
A107	Infections of kidney	F	3	....	....	....	....	....	....	....	....	....	....	....	....	....	....	....	1	....	....	....	....	1	1	....
A111	Other diseases of genito-urinary system	M	1	....	....	....	....	....	....	....	....	....	1	....	....	....	....	....	....	....	....	....	....	....	....	....
		F	....	....	....	....	....	....	....	....	....	....	....	....	....	....	....	....	....	....	....	....	....	....	....	....
	XIII. Diseases of the musculoskeletal system and connective tissue	T	3	....	....	....	....	....	....	....	....	....	....	....	1	....	....	....	1	....	....	....	....	....	1	....
		M	....	....	....	....	....	....	....	....	....	....	....	....	....	....	....	....	....	....	....	....	....	....	....	....
		F	3	....	....	....	....	....	....	....	....	....	....	....	1	....	....	....	1	....	....	....	....	....	1	....
A121	Arthritis and spondylitis	F	2	....	....	....	....	....	....	....	....	....	....	....	1	....	....	....	....	....	....	....	....	....	1	....
A125	Other diseases of musculoskeletal system and connective tissue	F	1	....	....	....	....	....	....	....	....	....	....	....	....	....	....	....	1	....	....	....	....	....	....	....
	XIV. Congenital anomalies	T	7	6	....	....	....	....	....	....	....	1	....	....	....	....	....	....	....	....	....	....	....	....	....	....
		M	3	3	....	....	....	....	....	....	....	....	....	....	....	....	....	....	....	....	....	....	....	....	....	....
		F	4	3	....	....	....	....	....	....	....	1	....	....	....	....	....	....	....	....	....	....	....	....	....	....
A126	Spina bifida	F	1	1	....	....	....	....	....	....	....	....	....	....	....	....	....	....	....	....	....	....	....	....	....	....
A127	Congenital anomalies of heart	M	1	1	....	....	....	....	....	....	....	....	....	....	....	....	....	....	....	....	....	....	....	....	....	....
		F	1	....	....	....	....	....	....	....	....	1	....	....	....	....	....	....	....	....	....	....	....	....	....	....
A128	Other anomalies of circulatory system	M	1	1	....	....	....	....	....	....	....	....	....	....	....	....	....	....	....	....	....	....	....	....	....	....
A130	All other congenital anomalies	M	1	1	....	....	....	....	....	....	....	....	....	....	....	....	....	....	....	....	....	....	....	....	....	....
		F	2	2	....	....	....	....	....	....	....	....	....	....	....	....	....	....	....	....	....	....	....	....	....	....
	XV. Certain causes of perinatal mortality	T	15	15	....	....	....	....	....	....	....	....	....	....	....	....	....	....	....	....	....	....	....	....	....	....
		M	7	7	....	....	....	....	....	....	....	....	....	....	....	....	....	....	....	....	....	....	....	....	....	....
		F	8	8	....	....	....	....	....	....	....	....	....	....	....	....	....	....	....	....	....	....	....	....	....	....
A131	Birth injury and difficult labour	F	1	1	....	....	....	....	....	....	....	....	....	....	....	....	....	....	....	....	....	....	....	....	....	....
A132	Conditions of placenta and cord	M	1	1	....	....	....	....	....	....	....	....	....	....	....	....	....	....	....	....	....	....	....	....	....	....
		F	3	3	....	....	....	....	....	....	....	....	....	....	....	....	....	....	....	....	....	....	....	....	....	....
A134	Anoxic and hypoxic conditions not elsewhere classified	M	3	3	....	....	....	....	....	....	....	....	....	....	....	....	....	....	....	....	....	....	....	....	....	....
		F	2	2	....	....	....	....	....	....	....	....	....	....	....	....	....	....	....	....	....	....	....	....	....	....
A135	Other causes of perinatal morbidity and mortality	M	3	3	....	....	....	....	....	....	....	....	....	....	....	....	....	....	....	....	....	....	....	....	....	....
		F	2	2	....	....	....	....	....	....	....	....	....	....	....	....	....	....	....	....	....	....	....	....	....	....
	XVI. Symptoms and ill-defined conditions	T	12	9	1	....	....	....	....	....	....	....	....	....	....	....	....	....	....	....	....	....	1	....	1	....
		M	5	3	1	....	....	....	....	....	....	....	....	....	....	....	....	....	....	....	....	....	....	....	1	....
		F	7	6	....	....	....	....	....	....	....	....	....	....	....	....	....	....	....	....	....	....	1	....	....	....

NOTE—Cause of death adjustments resulting from medical coder's queries are not reflected in this table. *See* Introduction.

TABLE 40—DEATHS OF REGISTERED INDIANS, BY CAUSE, SEX, AND AGE, BRITISH COLUMBIA, 1977—*Continued*

Intermediate International List No.	Cause of Death		Total	Age at Death																						
				Under 1 Year	1 Year	2 Years	3 Years	4 Years	5–9 Years	10–14 Years	15–19 Years	20–24 Years	25–29 Years	30–34 Years	35–39 Years	40–44 Years	45–49 Years	50–54 Years	55–59 Years	60–64 Years	65–69 Years	70–74 Years	75–79 Years	80–84 Years	85+ Years	Not Stated
A136	Senility without mention of psychosis	M	1	....	....	....	....	....	....	....	....	....	....	....	....	....	....	....	....	....	....	....	....	....	1	....
		F	1	....	....	....	....	....	....	....	....	....	....	....	....	....	....	....	....	....	....	....	1	....	....	....
A137	Symptoms and other ill-defined conditions	M	4	3	1	....	....	....	....	....	....	....	....	....	....	....	....	....	....	....	....	....	....	....	....	....
		F	6	6	....	....	....	....	....	....	....	....	....	....	....	....	....	....	....	....	....	....	....	....	....	....
	XVII. Accidents, poisonings, and violence (classified according to external cause)	T	153	8	1	2	1	....	8	4	21	28	13	18	10	10	6	2	5	5	4	4	2	....	1	....
		M	107	8	....	....	1	....	5	3	17	16	7	14	8	7	4	2	4	3	4	3	1	....	....	....
		F	46	....	1	2	....	....	3	1	4	12	6	4	2	3	2	....	1	2	....	1	1	....	1	....
AE138	Motor vehicle accidents	M	22	1	....	....	....	....	....	....	5	3	2	5	....	1	1	....	....	2	1	1	....	....	....	....
		F	16	....	1	....	....	....	2	1	2	4	1	1	1	2	....	....	....	1	....	....	....	....	....	....
(a)	Traffic (E810-E819)	M	22	1	....	....	....	....	....	....	5	3	2	5	....	1	1	....	....	2	1	1	....	....	....	....
		F	16	....	1	....	....	....	2	1	2	4	1	1	1	2	....	....	....	1	....	....	....	....	....	....
AE139	Other transport accidents	M	7	....	....	....	....	....	....	....	1	1	....	2	....	....	....	....	1	1	....	1	....	....	....	....
(a)	Drownings involving small boats (E830.0, E832.0)	M	3	....	....	....	....	....	....	....	....	1	....	1	....	....	....	....	....	1	....	....	....	....	....	....
(b)	Drownings involving other watercraft (E830.1-E830.9, E832.1-E832.9)	M	2	....	....	....	....	....	....	....	1	....	....	....	....	....	....	....	1	....	....	....	....	....	....	....
(c)	Other transport	M	2	....	....	....	....	....	....	....	....	....	....	1	....	....	....	....	....	....	....	1	....	....	....	....
AE140	Accidental poisoning	M	7	1	....	....	....	....	....	....	....	....	1	2	2	....	....	....	1	....	....	....	....	....	....	....
		F	4	....	....	....	....	....	....	....	....	3	....	....	....	1	....	....	....	....	....	....	....	....	....	....
AE141	Accidental falls	M	7	....	....	....	....	....	....	....	....	....	1	....	....	2	1	....	....	....	2	....	1	....	....	....
		F	1	....	....	....	....	....	....	....	....	....	....	....	....	....	....	....	....	....	....	....	....	....	1	....
AE142	Accidents caused by fires	M	9	1	....	....	....	....	3	1	1	1	....	....	1	....	....	....	....	....	....	1	....	....	....	....
		F	4	....	....	....	....	....	....	....	....	2	1	....	....	....	....	....	....	....	....	....	1	....	....	....
AE143	Accidental drowning and submersion	M	9	....	....	....	1	....	1	1	....	....	....	....	3	1	1	1	....	....	....	....	....	....	....	....
		F	4	....	....	1	....	....	....	....	....	....	1	1	1	....	....	....	....	....	....	....	....	....	....	....
AE144	Accident caused by firearm missiles	M	2	....	....	....	....	....	1	....	....	1	....	....	....	....	....	....	....	....	....	....	....	....	....	....
AE145	Accidents mainly of industrial type	M	2	....	....	....	....	....	....	....	1	....	....	....	....	....	....	....	1	....	....	....	....	....	....	....
AE146	All other accidents	M	8	4	....	....	....	....	....	....	2	....	....	....	....	....	1	....	....	....	1	....	....	....	....	....
		F	3	....	....	....	....	....	1	....	....	....	....	....	....	....	1	....	....	....	....	1	....	....	....	....
AE147	Suicide	M	22	....	....	....	....	....	....	1	4	9	1	3	1	1	....	1	1	....	....	....	....	....	....	....
		F	4	....	....	....	....	....	....	....	....	1	....	1	....	....	1	....	1	....	....	....	....	....	....	....
AE148	Homicide	M	9	1	....	....	....	....	....	....	2	1	1	1	1	2	....	....	....	....	....	....	....	....	....	....
		F	6	....	....	1	....	....	....	....	1	1	2	....	....	....	....	....	....	1	....	....	....	....	....	....
AE149	Injury undetermined if accidentally or purposely inflicted	M	3	....	....	....	....	....	....	....	1	....	1	1	....	....	....	....	....	....	....	....	....	....	....	....
		F	4	....	....	....	....	....	....	....	1	1	1	1	....	....	....	....	....	....	....	....	....	....	....	....

NOTE—Cause of death adjustments resulting from medical coder's queries are not reflected in this table. *See* Introduction.

	NNXVII. Accident, poisoning, and violence (classified according to nature of injury) ..... T	153	8	1	2	1	....	8	4	21	28	13	18	10	10	6	2	5	5	4	4	2	....	1	....
	M	107	8	....	....	1	....	5	3	17	16	7	14	8	7	4	2	4	3	4	3	1	....	....	....
	F	46	....	1	2	....	....	3	1	4	12	6	4	2	3	2	....	1	2	....	1	1	....	1	....
AN138	Fracture of skull ..... M	9	....	....	....	....	....	....	....	1	....	1	3	....	1	....	....	....	....	1	1	1	....	....	....
	F	5	....	1	....	....	....	1	....	....	....	1	....	....	2	....	....	....	....	....	....	....	....	....	....
AN139	Fracture of spine and trunk ..... M	5	1	....	....	....	....	....	....	....	....	1	1	....	....	1	....	1	....	....	....	....	....	....	....
	F	1	....	....	....	....	....	....	....	....	....	1	....	....	....	....	....	....	....	....	....	....	....	....	....
AN140	Fracture of limbs ..... F	1	....	....	....	....	....	....	....	....	....	....	....	....	....	....	....	....	....	....	....	....	....	1	....
AN143	Intracranial injury (excluding skull fracture) ..... M	18	....	....	....	....	....	1	....	3	4	1	2	2	4	....	....	....	....	1	....	....	....	....	....
	F	3	....	....	1	....	....	1	....	....	....	....	....	....	....	....	....	1	....	....	....	....	....	....	....
AN144	Internal injury ..... M	25	1	....	....	....	....	....	1	6	6	3	2	....	....	1	....	1	2	1	1	....	....	....	....
	F	7	....	....	....	....	....	....	1	2	3	....	1	....	....	....	....	....	....	....	....	....	....	....	....
AN145	Laceration and open wound ..... M	4	....	....	....	....	....	....	....	1	2	....	....	....	1	....	....	....	....	....	....	....	....	....	....
	F	3	....	....	....	....	....	....	....	....	1	1	....	....	....	....	....	....	1	....	....	....	....	....	....
AN147	Foreign body entering through orifice ..... M	3	2	....	....	....	....	....	....	....	....	....	....	....	....	1	....	....	....	....	....	....	....	....	....
AN148	Burn ..... M	4	....	....	....	....	....	1	....	....	1	....	1	1	....	....	....	....	....	....	....	....	....	....	....
	F	1	....	....	....	....	....	....	....	....	....	....	....	....	....	....	....	....	....	....	....	1	....	....	....
AN149	Adverse effects of chemical substances ..... M	14	2	....	....	....	....	2	1	1	1	1	2	2	....	....	....	1	....	....	1	....	....	....	....
	F	13	....	....	....	....	....	....	....	1	7	2	1	....	1	1	....	....	....	....	....	....	....	....	....
AN150	All other and unspecified effects of external cause M	25	2	....	....	1	....	1	1	5	2	....	3	3	1	1	2	1	1	1	....	....	....	....	....
	F	12	....	....	1	....	....	1	....	1	1	1	2	2	....	1	....	....	1	....	1	....	....	....	....

NOTE—Cause of death adjustments resulting from medical coder's queries are not reflected in this table. *See* Introduction.

HEALTH JURISDICTION STATISTICS

TABLE 41—LIVE BIRTHS[1], DEATHS[1], AND STILLBIRTHS[1], BY HEALTH JURISDICTION, BRITISH COLUMBIA, 1977

Health Jurisdiction	Births		Deaths		Stillbirths[2]			
					28 Weeks and Over Gestation		20–27 Weeks Gestation	
	M	F	M	F	M	F	M	F
British Columbia	18,906	17,780	10,747	7,776	125	101	56	37
East Kootenay	567	501	253	131	1	2	.....	1
Selkirk	202	186	129	82	.....	1	1	.....
West Kootenay	315	274	206	145	3	4	.....	.....
South Okanagan	823	729	593	413	5	3	1	2
North Okanagan	660	579	361	217	7	5	1	.....
South Central	861	737	358	205	4	6	2	3
Upper Fraser	732	687	385	281	1	7	2	1
Central Fraser	1,011	969	382	274	6	.....	1	1
Coast Garibaldi	398	342	205	128	4	.....	1	1
Boundary	1,629	1,572	673	491	11	4	5	3
Simon Fraser	900	874	475	366	7	6	3	3
Central Vancouver Island	1,079	1,032	666	420	12	4	.....	.....
Upper Island	628	652	222	169	7	3	2	2
Cariboo	608	558	171	100	5	7	3	1
Northern Interior	1,173	1,120	298	152	8	6	3	3
Skeena	818	745	236	103	3	7	5	3
Peace River	514	467	160	84	2	4	1	2
Ocean Falls Nursing District	46	48	19	7	.....	2	2	.....
Subtotal	12,964	12,072	5,792	3,768	86	71	33	26
Greater Vancouver Metropolitan Health Committee	4,561	4,339	3,733	2,979	30	25	17	6
Capital Regional District Community Health Service	1,344	1,327	1,210	1,026	9	4	5	3
Remainder of Province	37	42	12	3	.....	1	1	2

[1] The totals differ slightly from corresponding data in the rest of the report as they have been taken from another source.
[2] Stillbirth figures exclude 1 case sex unknown of 28 weeks and over gestation, and 3 cases of 20–27 weeks gestation.

APPENDIX

DEATHS BY CAUSE, SEX, AND AGE, ACCORDING TO THE DETAILED LIST, BRITISH COLUMBIA, 1977

Age-Group (Years)

INT. LIST.	CAUSE		00 -01	01 -04	05 -09	10 -14	15 -19	20 -24	25 -29	30 -34	35 -39	40 -44	45 -49	50 -54	55 -59	60 -64	65 -69	70 -74	75 -79	80 -84	85+	TOTAL
	I. INFECTIVE AND PARASITIC DISEASES (000-136)																					
	INTESTINAL INFECTIOUS DISEASES (000-009)																					
003	OTHER SALMONELLA INFECTIONS	M	-	-	-	-	-	-	-	1	-	-	-	-	-	1	-	-	-	-	-	2
		F	-	-	-	-	-	-	-	-	-	-	-	-	-	-	-	-	-	-	-	-
003.9	WITHOUT FOOD INFECTION	M	-	-	-	-	-	-	-	1	-	-	-	-	-	1	-	-	-	-	-	2
		F	-	-	-	-	-	-	-	-	-	-	-	-	-	-	-	-	-	-	-	-
004	BACILLARY DYSENTERY	M	1	-	-	-	-	-	-	-	-	-	-	-	-	-	-	-	-	-	-	1
		F	-	-	-	-	-	-	-	-	-	-	-	-	-	1	-	-	-	-	-	1
004.9	UNSPECIFIED	M	1	-	-	-	-	-	-	-	-	-	-	-	-	-	-	-	-	-	-	1
		F	-	-	-	-	-	-	-	-	-	-	-	-	-	1	-	-	-	-	-	1
008	ENTERITIS	M	1	-	-	-	-	-	-	-	-	-	-	-	-	-	-	1	1	-	-	3
		F	-	-	-	-	-	-	-	-	-	-	-	-	-	-	-	1	-	-	-	1
008.9	OTHER ORGANISM NEC	M	1	-	-	-	-	-	-	-	-	-	-	-	-	-	-	1	1	-	-	3
		F	-	-	-	-	-	-	-	-	-	-	-	-	-	-	-	1	-	-	-	1
009	DIARRHEAL DISEASE	M	3	2	-	-	-	1	-	-	-	-	-	1	-	1	1	-	1	1	3	14
		F	8	-	-	-	-	-	-	-	-	-	-	-	-	1	1	-	3	2	1	16
009.1	DIARRHEA	M	-	-	-	-	-	-	-	-	-	-	-	-	-	-	-	-	1	-	-	1
		F	-	-	-	-	-	-	-	-	-	-	-	-	-	-	1	-	-	-	1	2
009.2	GASTRO-ENTERITIS AND COLITIS	M	3	2	-	-	-	1	-	-	-	-	-	1	-	1	1	-	-	1	3	13
		F	8	-	-	-	-	-	-	-	-	-	-	-	-	1	-	-	3	2	-	14
TOTAL	INTESTINAL INFECTIOUS DISEASES (000-009)	M	5	2	-	-	-	1	-	1	-	-	-	1	-	2	1	1	2	1	3	20
		F	8	-	-	-	-	-	-	-	-	-	-	-	-	2	1	1	3	2	1	18
	TUBERCULOSIS (010-019)																					
011	PULMONARY TUBERCULOSIS	M	-	-	-	-	-	-	-	-	-	-	1	-	3	-	-	2	1	1	3	11
		F	-	-	-	-	-	-	-	-	-	-	-	1	-	-	-	1	-	-	1	3
011.2	ACTIVE, FAR ADVANCED	M	-	-	-	-	-	-	-	-	-	-	1	-	-	-	-	1	-	-	-	2
		F	-	-	-	-	-	-	-	-	-	-	-	-	-	-	-	-	-	-	1	1
011.3	ACTIVE, STAGE UNSPECIFIED	M	-	-	-	-	-	-	-	-	-	-	-	-	-	-	-	-	-	-	2	2
		F	-	-	-	-	-	-	-	-	-	-	-	-	-	-	-	-	-	-	-	-
011.4	MILIARY, LUNG NOS	M	-	-	-	-	-	-	-	-	-	-	-	-	-	-	-	1	-	-	-	1
		F	-	-	-	-	-	-	-	-	-	-	-	-	-	-	-	-	-	-	-	-
011.9	PULMONARY NOS	M	-	-	-	-	-	-	-	-	-	-	-	-	3	-	-	-	1	1	1	6
		F	-	-	-	-	-	-	-	-	-	-	-	1	-	-	-	1	-	-	-	2
012	OTHER RESPIRATORY	M	-	-	-	-	-	-	-	-	-	-	-	-	-	-	-	-	1	-	-	1
		F	-	-	-	-	-	-	-	-	-	-	-	-	-	-	-	-	-	-	-	-
012.2	PLEURISY WITH EFFUSION	M	-	-	-	-	-	-	-	-	-	-	-	-	-	-	-	-	1	-	-	1
		F	-	-	-	-	-	-	-	-	-	-	-	-	-	-	-	-	-	-	-	-
014	INTESTINES PERITONEUM AND MESENTERY	M	-	-	-	-	-	-	-	-	-	-	-	-	-	-	-	-	-	-	-	-
		F	-	-	-	-	-	-	-	1	-	-	-	-	-	-	-	-	-	-	-	1
015	BONES AND JOINTS	M	-	-	-	-	-	-	-	-	-	-	-	-	-	1	-	-	-	-	-	1
		F	-	-	-	-	-	-	-	-	-	-	-	-	-	-	-	-	-	-	-	-
015.0	VERTEBRAL COLUMN	M	-	-	-	-	-	-	-	-	-	-	-	-	-	1	-	-	-	-	-	1
		F	-	-	-	-	-	-	-	-	-	-	-	-	-	-	-	-	-	-	-	-
018	DISSEMINATED TUBERCULOSIS	M	-	-	-	-	-	-	-	-	-	-	-	-	-	-	-	-	-	-	-	-
		F	-	-	-	-	-	-	-	-	1	-	-	-	-	-	-	-	-	1	-	2
018.9	OTHER FORMS	M	-	-	-	-	-	-	-	-	-	-	-	-	-	-	-	-	-	-	-	-
		F	-	-	-	-	-	-	-	-	1	-	-	-	-	-	-	-	-	1	-	2
019	LATE EFFECTS	M	-	-	-	-	-	-	-	-	-	-	1	-	-	-	1	1	1	2	-	6
		F	-	-	-	-	-	-	-	-	-	-	1	-	-	-	1	1	-	-	-	3
019.0	RESPIRATORY	M	-	-	-	-	-	-	-	-	-	-	1	-	-	-	1	1	1	2	-	6

DEATHS BY CAUSE, SEX, AND AGE, ACCORDING TO THE DETAILED LIST, BRITISH COLUMBIA, 1977

Age-Group (Years)

INT. LIST.	CAUSE		00 -01	01 -04	05 -09	10 -14	15 -19	20 -24	25 -29	30 -34	35 -39	40 -44	45 -49	50 -54	55 -59	60 -64	65 -69	70 -74	75 -79	80 -84	85+	TOTAL
		F	-	-	-	-	-	-	-	-	-	-	1	-	-	-	1	1	-	-	-	3
TOTAL	TUBERCULOSIS (010-019)	M	-	-	-	-	-	-	-	-	-	-	2	-	3	1	1	3	3	3	3	19
		F	-	-	-	-	-	-	-	1	1	-	1	1	-	-	1	2	-	1	1	9
	OTHER BACTERIAL DISEASES (030-039)																					
032	DIPHTHERIA	M	-	-	-	-	-	-	-	-	-	-	-	-	-	-	-	-	-	-	1	1
		F	-	-	-	-	-	-	-	-	-	-	-	-	-	-	-	-	-	-	-	-
034	STREP THROAT AND SCARLET FEVER	M	-	-	-	-	-	-	-	-	-	-	-	-	-	-	-	-	-	-	-	-
		F	-	-	-	-	-	-	-	-	-	-	-	-	-	-	1	-	-	-	-	1
034.0	STREPTOCOCCAL SORE THROAT	M	-	-	-	-	-	-	-	-	-	-	-	-	-	-	-	-	-	-	-	-
		F	-	-	-	-	-	-	-	-	-	-	-	-	-	-	1	-	-	-	-	1
038	SEPTICEMIA	M	3	-	-	-	-	-	-	-	-	-	1	-	-	1	1	-	2	1	-	9
		F	4	-	-	-	-	-	-	-	-	-	-	-	-	-	1	-	-	1	4	10
038.0	STREPTOCOCCAL	M	-	-	-	-	-	-	-	-	-	-	-	-	-	1	-	-	-	-	-	1
		F	-	-	-	-	-	-	-	-	-	-	-	-	-	-	-	-	-	-	-	-
038.1	STAPHYLOCOCCAL	M	-	-	-	-	-	-	-	-	-	-	-	-	-	-	-	-	1	-	-	1
		F	-	-	-	-	-	-	-	-	-	-	-	-	-	-	-	-	-	1	-	1
038.8	OTHER BACTERIAL SEPTICEMIA	M	1	-	-	-	-	-	-	-	-	-	-	-	-	-	-	-	-	1	-	2
		F	1	-	-	-	-	-	-	-	-	-	-	-	-	-	-	-	-	-	-	1
038.9	UNSPECIFIED	M	2	-	-	-	-	-	-	-	-	-	1	-	-	-	1	-	1	-	-	5
		F	3	-	-	-	-	-	-	-	-	-	-	-	-	-	1	-	-	-	4	8
039	OTHER BACTERIAL DISEASES	M	1	-	-	-	-	-	-	-	-	-	-	-	-	-	-	-	-	-	-	1
		F	-	-	-	-	-	-	-	-	-	-	-	-	-	1	-	-	-	-	-	1
039.9	OTHER	M	1	-	-	-	-	-	-	-	-	-	-	-	-	-	-	-	-	-	-	1
		F	-	-	-	-	-	-	-	-	-	-	-	-	-	1	-	-	-	-	-	1
TOTAL	OTHER BACTERIAL DISEASES (030-039)	M	4	-	-	-	-	-	-	-	-	-	1	-	-	1	1	-	2	1	1	11
		F	4	-	-	-	-	-	-	-	-	-	-	-	-	1	2	-	-	1	4	12
	POLIO,OTHER ENTEROVIRUS DISEASES OF CENTRAL NERVOUS SYSTEM (040-046)																					
044	LATE EFFECTS OF ACUTE POLIO	M	-	-	-	-	-	-	-	-	-	-	-	-	-	-	-	1	-	-	-	1
		F	-	-	-	-	-	-	-	-	-	-	-	-	-	-	-	-	-	-	-	-
046	OTHER	M	-	-	-	-	-	-	-	-	-	-	-	-	-	-	-	-	-	-	-	-
		F	-	-	-	-	-	-	-	-	-	-	-	-	1	-	-	-	-	-	-	1
TOTAL	POLIO, OTHER ENTEROVIRUS DISEASES OF CENTRAL NERVOUS SYSTEM (040-046)	M	-	-	-	-	-	-	-	-	-	-	-	-	-	-	-	1	-	-	-	1
		F	-	-	-	-	-	-	-	-	-	-	-	-	1	-	-	-	-	-	-	1
	VIRAL DISEASES ACCOMPANIED BY EXANTHEM (050-057)																					
052	CHICKENPOX	M	-	-	-	-	-	-	-	-	-	-	-	-	-	-	-	-	-	-	-	-
		F	-	-	-	-	-	1	-	-	-	-	-	-	-	1	-	-	-	-	-	2
053	HERPES ZOSTER	M	-	-	-	-	-	-	-	-	-	-	-	-	-	-	-	-	1	-	-	1
		F	-	-	-	-	-	-	-	-	-	-	-	-	-	-	-	-	-	-	-	-
053.9	OTHER AND UNSPECIFIED SITES	M	-	-	-	-	-	-	-	-	-	-	-	-	-	-	-	-	1	-	-	1
		F	-	-	-	-	-	-	-	-	-	-	-	-	-	-	-	-	-	-	-	-
054	HERPES SIMPLEX	M	-	-	-	-	-	-	-	-	-	-	-	-	-	-	-	1	-	-	-	1
		F	1	-	-	-	-	-	-	-	-	-	-	-	-	-	-	-	-	-	-	1
055	MEASLES	M	-	-	-	1	-	-	-	-	-	-	-	-	-	-	-	-	-	-	-	1
		F	-	-	-	-	-	-	-	-	-	-	-	-	-	-	-	-	-	-	-	-
TOTAL	VIRAL DISEASES ACCOMPANIED BY EXANTHEM (050-057)	M	-	-	-	1	-	-	-	-	-	-	-	-	-	-	-	1	1	-	-	3
		F	1	-	-	-	-	1	-	-	-	-	-	-	-	1	-	-	-	-	-	3
	ARTHROPOD-BORNE VIRAL DISEASES (060-068)																					
065	VIRAL ENCEPHALITIS UNSPECIFIED	M	-	-	-	-	-	-	-	-	-	-	-	-	-	1	-	-	-	-	-	1
		F	-	-	-	-	-	-	-	-	-	-	-	-	-	-	-	-	-	-	-	-
066	LATE EFFECTS OF VIRAL ENCEPHALITIS	M	-	-	-	-	-	-	-	-	-	-	-	-	-	-	-	-	-	-	1	1

DEATHS BY CAUSE, SEX, AND AGE, ACCORDING TO THE DETAILED LIST, BRITISH COLUMBIA, 1977

INT. LIST.	CAUSE		00-01	01-04	05-09	10-14	15-19	20-24	25-29	30-34	35-39	40-44	45-49	50-54	55-59	60-64	65-69	70-74	75-79	80-84	85+	TOTAL
		F	-	-	-	-	-	-	-	-	-	-	-	-	-	-	1	-	-	-	-	1
TOTAL	ARTHROPOD-BORNE VIRAL DISEASES (060-068)	M	-	-	-	-	-	-	-	-	-	-	-	-	-	1	-	-	-	-	1	2
		F	-	-	-	-	-	-	-	-	-	-	-	-	-	-	1	-	-	-	-	1
	OTHER VIRAL DISEASES (070-079)																					
070	INFECTIOUS HEPATITIS	M	-	-	1	-	-	-	-	-	-	-	1	-	2	1	-	-	-	-	-	5
		F	-	-	-	-	1	1	-	1	-	1	1	1	-	1	-	1	-	-	-	8
072	MUMPS	M	-	-	-	-	-	-	-	-	-	-	-	-	-	-	-	-	-	-	-	-
		F	-	-	-	-	1	-	-	-	-	-	-	-	-	-	-	-	-	-	-	1
079	OTHER VIRAL DISEASES	M	1	-	-	-	-	-	-	-	-	-	1	-	-	-	-	-	-	1	-	3
		F	1	-	-	-	-	-	-	-	-	-	-	-	-	-	-	-	-	2	2	5
079.8	OTHER	M	-	-	-	-	-	-	-	-	-	-	-	-	-	-	-	-	-	-	-	-
		F	-	-	-	-	-	-	-	-	-	-	-	-	-	-	-	-	-	-	1	1
079.9	VIRAL INFECTION, UNSPECIFIED	M	1	-	-	-	-	-	-	-	-	-	1	-	-	-	-	-	-	1	-	3
		F	1	-	-	-	-	-	-	-	-	-	-	-	-	-	-	-	-	2	1	4
TOTAL	OTHER VIRAL DISEASES (070-079)	M	1	-	1	-	-	-	-	-	-	-	2	-	2	1	-	-	-	1	-	8
		F	1	-	-	-	2	1	-	1	-	1	1	1	-	1	-	1	-	2	2	14
	SYPHILIS AND OTHER VENEREAL DISEASES (090-099)																					
093	CARDIOVASCULAR SYPHILIS	M	-	-	-	-	-	-	-	-	-	-	-	-	-	-	1	1	-	-	-	2
		F	-	-	-	-	-	-	-	-	-	-	-	-	-	-	-	-	-	-	-	-
093.0	AORTIC ANEURYSM,SYPHILITIC	M	-	-	-	-	-	-	-	-	-	-	-	-	-	-	1	1	-	-	-	2
		F	-	-	-	-	-	-	-	-	-	-	-	-	-	-	-	-	-	-	-	-
094	SYPHILIS OF CENTRAL NERVOUS SYSTEM	M	-	-	-	-	-	-	-	-	-	-	-	1	-	1	-	-	-	-	-	2
		F	-	-	-	-	-	-	-	-	-	-	-	-	-	-	-	-	-	-	-	-
094.1	GENERAL PARESIS	M	-	-	-	-	-	-	-	-	-	-	-	1	-	1	-	-	-	-	-	2
		F	-	-	-	-	-	-	-	-	-	-	-	-	-	-	-	-	-	-	-	-
TOTAL	SYPHILIS AND OTHER VENEREAL DISEASES (090-099)	M	-	-	-	-	-	-	-	-	-	-	-	1	-	1	1	1	-	-	-	4
		F	-	-	-	-	-	-	-	-	-	-	-	-	-	-	-	-	-	-	-	-
	MYCOSES (110-117)																					
117	OTHER SYSTEMIC MYCOSIS	M	-	-	-	-	-	-	-	-	-	-	-	-	-	-	1	-	-	-	-	1
		F	-	-	-	-	-	-	-	-	-	-	-	-	-	-	-	-	-	-	-	-
117.3	ASPERGILLOSIS	M	-	-	-	-	-	-	-	-	-	-	-	-	-	-	1	-	-	-	-	1
		F	-	-	-	-	-	-	-	-	-	-	-	-	-	-	-	-	-	-	-	-
TOTAL	MYCOSES (110-117)	M	-	-	-	-	-	-	-	-	-	-	-	-	-	-	1	-	-	-	-	1
		F	-	-	-	-	-	-	-	-	-	-	-	-	-	-	-	-	-	-	-	-
	OTHER INFECTIVE AND PARASITIC DISEASES (130-136)																					
135	SARCOIDOSIS	M	-	-	-	-	-	-	-	-	-	-	-	-	-	1	-	-	-	-	-	1
		F	-	-	-	-	-	-	-	-	-	-	-	-	-	-	-	-	-	-	-	-
136	OTHER AND UNSPECIFIED	M	-	-	-	-	-	-	-	-	-	-	-	-	-	-	-	-	-	-	-	-
		F	-	-	-	-	-	-	-	-	-	-	-	-	-	-	-	-	1	-	1	2
TOTAL	OTHER INFECTIVE AND PARASITIC DISEASES (130-136)	M	-	-	-	-	-	-	-	-	-	-	-	-	-	1	-	-	-	-	-	1
		F	-	-	-	-	-	-	-	-	-	-	-	-	-	-	-	-	1	-	1	2
TOTAL	INFECTIVE AND PARASITIC DISEASES (000-136)	M	10	2	1	1	-	1	-	1	-	-	5	2	5	8	5	7	8	6	8	70
		F	14	-	-	-	2	2	-	2	1	1	2	2	1	5	5	4	4	6	9	60
	II. NEOPLASMS (140-239)																					
	MALIGNANT NEOPLASM OF BUCCAL CAVITY AND PHARYNX (140-149)																					
140	LIP	M	-	-	-	-	-	-	-	-	-	-	-	-	-	2	1	-	-	-	-	3
		F	-	-	-	-	-	-	-	-	-	-	-	-	-	-	-	-	-	-	-	-
140.1	LOWER	M	-	-	-	-	-	-	-	-	-	-	-	-	-	2	-	-	-	-	-	2
		F	-	-	-	-	-	-	-	-	-	-	-	-	-	-	-	-	-	-	-	-

Age-Group (Years)

NOTE: Cause of death adjustments resulting from medical leader's queries are not reflected in this table. See Introduction.

DEATHS BY CAUSE, SEX, AND AGE, ACCORDING TO THE DETAILED LIST, BRITISH COLUMBIA, 1977

INT. LIST.	CAUSE		Age-Group (Years) 00 -01	01 -04	05 -09	10 -14	15 -19	20 -24	25 -29	30 -34	35 -39	40 -44	45 -49	50 -54	55 -59	60 -64	65 -69	70 -74	75 -79	80 -84	85+	TOTAL
140.9	UNSPECIFIED	M	-	-	-	-	-	-	-	-	-	-	-	-	-	-	1	-	-	-	-	1
		F	-	-	-	-	-	-	-	-	-	-	-	-	-	-	-	-	-	-	-	-
141	TONGUE	M	-	-	-	-	-	-	-	-	-	-	1	-	-	3	3	-	1	-	1	9
		F	-	-	-	-	-	-	-	-	-	-	-	1	1	1	1	-	1	-	-	5
141.0	BASE	M	-	-	-	-	-	-	-	-	-	-	-	-	-	-	-	-	1	-	-	1
		F	-	-	-	-	-	-	-	-	-	-	-	-	-	-	-	-	-	-	-	-
141.9	PART UNSPECIFIED	M	-	-	-	-	-	-	-	-	-	-	1	-	-	3	3	-	-	-	1	8
		F	-	-	-	-	-	-	-	-	-	-	-	1	1	1	1	-	1	-	-	5
142	SALIVARY GLAND	M	-	-	-	-	-	-	-	-	-	1	-	-	1	2	1	-	1	2	-	8
		F	-	-	-	1	-	-	-	-	-	-	-	-	-	1	-	-	1	1	-	4
142.0	PAROTID GLAND	M	-	-	-	-	-	-	-	-	-	1	-	-	1	-	-	-	1	2	-	5
		F	-	-	-	1	-	-	-	-	-	-	-	-	-	1	-	-	1	-	-	3
142.8	OTHER SPECIFIED	M	-	-	-	-	-	-	-	-	-	-	-	-	-	1	1	-	-	-	-	2
		F	-	-	-	-	-	-	-	-	-	-	-	-	-	-	-	-	-	1	-	1
142.9	UNSPECIFIED	M	-	-	-	-	-	-	-	-	-	-	-	-	-	1	-	-	-	-	-	1
		F	-	-	-	-	-	-	-	-	-	-	-	-	-	-	-	-	-	-	-	-
143	GUM	M	-	-	-	-	-	-	-	-	-	-	-	1	-	-	-	-	-	-	1	2
		F	-	-	-	-	-	-	-	-	-	-	-	-	-	-	-	-	-	-	1	1
143.1	LOWER	M	-	-	-	-	-	-	-	-	-	-	-	1	-	-	-	-	-	-	1	2
		F	-	-	-	-	-	-	-	-	-	-	-	-	-	-	-	-	-	-	-	-
143.9	UNSPECIFIED	M	-	-	-	-	-	-	-	-	-	-	-	-	-	-	-	-	-	-	-	-
		F	-	-	-	-	-	-	-	-	-	-	-	-	-	-	-	-	-	-	1	1
144	FLOOR OF MOUTH	M	-	-	-	-	-	-	-	-	-	-	-	-	2	1	-	-	-	-	-	3
		F	-	-	-	-	-	-	-	-	-	-	-	-	-	-	-	-	-	-	1	1
145	MOUTH, OTHER AND UNSPECIFIED PARTS	M	-	-	-	-	-	-	-	-	-	-	1	-	1	2	1	1	-	-	2	8
		F	-	-	-	-	-	-	-	-	-	-	-	-	-	1	2	1	-	2	-	6
145.0	BUCCAL MUCOSA	M	-	-	-	-	-	-	-	-	-	-	-	-	-	1	-	-	-	-	1	2
		F	-	-	-	-	-	-	-	-	-	-	-	-	-	-	1	1	-	1	-	3
145.1	PALATE (HARD) (SOFT)	M	-	-	-	-	-	-	-	-	-	-	-	-	1	-	-	-	-	-	-	1
		F	-	-	-	-	-	-	-	-	-	-	-	-	-	-	-	-	-	-	-	-
145.9	PART UNSPECIFIED	M	-	-	-	-	-	-	-	-	-	-	1	-	-	1	1	1	-	-	1	5
		F	-	-	-	-	-	-	-	-	-	-	-	-	-	1	1	-	-	1	-	3
146	OROPHARYNX	M	-	-	-	-	-	-	-	-	-	-	-	1	-	-	-	-	-	-	-	1
		F	-	-	-	-	-	-	-	-	-	-	-	-	-	-	-	-	-	-	-	-
146.9	PART UNSPECIFIED	M	-	-	-	-	-	-	-	-	-	-	-	1	-	-	-	-	-	-	-	1
		F	-	-	-	-	-	-	-	-	-	-	-	-	-	-	-	-	-	-	-	-
147	NASOPHARYNX	M	-	-	-	-	-	1	1	-	-	3	1	-	-	1	-	-	-	-	-	7
		F	-	-	1	-	-	-	-	1	-	-	-	-	1	2	1	-	-	-	-	6
148	HYPOPHARYNX	M	-	-	-	-	-	-	-	-	-	-	1	-	-	1	1	-	1	-	-	4
		F	-	-	-	-	-	-	-	-	-	-	-	-	-	-	-	-	1	-	-	1
148.1	PYRIFORM FOSSA	M	-	-	-	-	-	-	-	-	-	-	1	-	-	-	1	-	1	-	-	3
		F	-	-	-	-	-	-	-	-	-	-	-	-	-	-	-	-	-	-	-	-
148.8	OTHER SPECIFIED PARTS	M	-	-	-	-	-	-	-	-	-	-	-	-	-	1	-	-	-	-	-	1
		F	-	-	-	-	-	-	-	-	-	-	-	-	-	-	-	-	-	-	-	-
148.9	PART UNSPECIFIED	M	-	-	-	-	-	-	-	-	-	-	-	-	-	-	-	-	-	-	-	-
		F	-	-	-	-	-	-	-	-	-	-	-	-	-	-	-	-	1	-	-	1
149	PHARYNX, UNSPECIFIED	M	-	-	-	-	-	-	-	-	-	1	-	-	3	2	-	-	1	1	1	9
		F	-	-	-	-	-	-	-	-	-	-	-	1	1	-	-	-	-	-	-	2
TOTAL	MALIGNANT NEOPLASM OF BUCCAL CAVITY AND PHARYNX (140-149)	M	-	-	-	-	-	1	1	-	-	5	4	2	7	14	7	1	4	3	5	54
		F	-	-	1	1	-	-	-	1	-	-	-	2	3	5	4	1	3	3	2	26
	MALIGNANT NEOPLASM OF DIGESTIVE ORGANS AND PERITONEUM (150-159)																					
150	ESOPHAGUS	M	-	-	-	-	-	-	-	-	-	1	-	3	2	8	11	10	7	5	7	54

DEATHS BY CAUSE, SEX, AND AGE, ACCORDING TO THE DETAILED LIST, BRITISH COLUMBIA, 1977

Age-Group (Years)

T. ST.	C A U S E		00 -01	01 -04	05 -09	10 -14	15 -19	20 -24	25 -29	30 -34	35 -39	40 -44	45 -49	50 -54	55 -59	60 -64	65 -69	70 -74	75 -79	80 -84	85+	TOTAL
		F	-	-	-	-	-	-	-	1	-	-	1	2	4	-	2	4	5	1	5	25
51	STOMACH	M	-	-	-	-	-	-	-	-	-	3	6	6	13	18	32	32	23	20	13	166
		F	-	-	-	-	-	-	-	-	3	2	4	6	9	10	11	11	7	10	16	89
51.0	CARDIA	M	-	-	-	-	-	-	-	-	-	-	1	-	-	1	3	1	2	1	-	9
		F	-	-	-	-	-	-	-	-	-	-	-	-	-	1	1	-	1	-	-	3
51.8	OTHER SPECIFIED PARTS	M	-	-	-	-	-	-	-	-	-	-	1	-	1	-	-	2	-	-	-	4
		F	-	-	-	-	-	-	-	-	-	-	-	1	1	-	-	1	-	-	-	3
51.9	PART UNSPECIFIED	M	-	-	-	-	-	-	-	-	-	3	4	6	12	17	29	29	21	19	13	153
		F	-	-	-	-	-	-	-	-	3	2	4	5	8	9	10	10	6	10	16	83
52	SMALL INTESTINE, INCLUDING DUODENUM	M	-	-	-	-	-	-	-	-	-	-	-	-	-	1	-	1	1	-	2	5
		F	-	-	-	-	-	-	-	-	-	-	-	-	1	-	1	2	-	1	1	6
52.0	DUODENUM	M	-	-	-	-	-	-	-	-	-	-	-	-	-	-	-	-	-	-	-	-
		F	-	-	-	-	-	-	-	-	-	-	-	-	-	-	-	1	-	-	-	1
52.1	JEJUNUM	M	-	-	-	-	-	-	-	-	-	-	-	-	-	-	-	-	1	-	1	2
		F	-	-	-	-	-	-	-	-	-	-	-	-	-	-	-	-	-	-	-	-
52.2	ILEUM	M	-	-	-	-	-	-	-	-	-	-	-	-	-	1	-	-	-	-	1	2
		F	-	-	-	-	-	-	-	-	-	-	-	-	-	-	1	-	-	1	1	3
52.9	PART UNSPECIFIED	M	-	-	-	-	-	-	-	-	-	-	-	-	-	-	-	1	-	-	-	1
		F	-	-	-	-	-	-	-	-	-	-	-	-	1	-	-	1	-	-	-	2
53	LARGE INTESTINE, EXCEPT RECTUM	M	-	-	-	-	-	-	-	1	-	3	5	3	8	25	35	33	31	26	22	192
		F	-	-	-	-	-	1	1	1	-	1	3	12	25	25	21	23	27	25	36	203
53.0	CECUM, APPENDIX AND ASCENDING COLON	M	-	-	-	-	-	-	-	-	-	1	2	1	1	5	8	11	3	3	2	37
		F	-	-	-	-	-	1	-	-	-	-	-	2	5	7	4	6	6	8	13	52
53.1	TRANSVERSE COLON	M	-	-	-	-	-	-	-	-	-	1	1	-	1	3	3	4	6	2	1	22
		F	-	-	-	-	-	-	-	-	-	-	-	-	4	2	1	5	5	2	4	23
53.2	DESCENDING COLON	M	-	-	-	-	-	-	-	-	-	-	-	-	-	1	2	2	3	2	1	11
		F	-	-	-	-	-	-	1	-	-	-	1	1	3	2	4	-	2	1	2	17
53.3	SIGMOID COLON	M	-	-	-	-	-	-	-	-	-	1	1	-	-	5	6	7	9	4	5	38
		F	-	-	-	-	-	-	-	1	-	-	1	3	5	3	1	5	4	3	5	31
53.8	LARGE INTESTINE, PART UNSPECIFIED	M	-	-	-	-	-	-	-	-	-	-	1	2	5	9	11	8	8	12	11	67
		F	-	-	-	-	-	-	-	-	-	1	-	5	6	6	9	6	9	7	11	60
53.9	INTESTINAL TRACT, PART UNSPECIFIED	M	-	-	-	-	-	-	-	1	-	-	-	-	1	2	5	1	2	3	2	17
		F	-	-	-	-	-	-	-	-	-	-	1	1	2	5	2	1	1	4	3	20
54	RECTUM AND RECTOSIGMOID JUNCTION	M	-	-	-	-	-	-	-	-	2	1	3	3	7	7	12	17	16	10	14	92
		F	-	-	-	-	-	-	-	-	-	1	3	6	6	6	11	13	6	13	12	77
54.0	RECTOSIGMOID JUNCTION	M	-	-	-	-	-	-	-	-	1	-	-	-	2	2	1	2	4	2	1	15
		F	-	-	-	-	-	-	-	-	-	-	2	1	1	-	3	4	-	2	1	14
54.1	RECTUM	M	-	-	-	-	-	-	-	-	1	1	3	3	5	5	11	15	12	8	12	76
		F	-	-	-	-	-	-	-	-	-	1	1	5	5	6	8	8	6	11	11	62
54.2	ANAL CANAL	M	-	-	-	-	-	-	-	-	-	-	-	-	-	-	-	-	-	-	1	1
		F	-	-	-	-	-	-	-	-	-	-	-	-	-	-	-	1	-	-	-	1
55	LIVER AND INTRAHEPATIC BILE DUCTS	M	-	-	-	-	-	1	-	-	1	1	2	3	5	5	5	5	7	1	2	38
		F	-	-	-	-	-	2	1	-	3	-	-	-	3	1	4	3	2	1	-	20
55.0	LIVER	M	-	-	-	-	-	-	-	-	1	1	2	3	4	3	5	5	3	1	2	30
		F	-	-	-	-	-	1	1	-	2	-	-	-	2	-	3	2	2	1	-	14
55.1	INTRAHEPATIC BILE DUCTS	M	-	-	-	-	-	1	-	-	-	-	-	-	1	2	-	-	4	-	-	8
		F	-	-	-	-	-	1	-	-	1	-	-	-	1	1	1	1	-	-	-	6
56	GALLBLADDER AND BILE DUCTS	M	-	-	-	-	-	-	-	-	-	-	-	-	3	-	5	8	4	3	4	27
		F	-	-	-	-	-	-	-	-	1	1	-	1	5	6	8	9	7	9	6	53
56.0	GALLBLADDER	M	-	-	-	-	-	-	-	-	-	-	-	-	1	-	1	4	2	1	2	11
		F	-	-	-	-	-	-	-	-	-	-	-	-	2	5	4	6	1	5	3	26
56.1	EXTRAHEPATIC BILE DUCTS	M	-	-	-	-	-	-	-	-	-	-	-	-	1	-	4	4	2	2	1	14

DEATHS BY CAUSE, SEX, AND AGE, ACCORDING TO THE DETAILED LIST, BRITISH COLUMBIA, 1977

Age-Group (Years)

INT. LIST.	CAUSE		00 -01	01 -04	05 -09	10 -14	15 -19	20 -24	25 -29	30 -34	35 -39	40 -44	45 -49	50 -54	55 -59	60 -64	65 -69	70 -74	75 -79	80 -84	85+	TOTAL
		F	-	-	-	-	-	-	-	-	1	1	-	1	2	-	3	2	4	2	2	18
156.2	AMPULLA OF VATER	M	-	-	-	-	-	-	-	-	-	-	-	-	-	-	-	-	-	-	1	1
		F	-	-	-	-	-	-	-	-	-	-	-	-	-	1	-	-	1	1	1	4
156.9	BILIARY TRACT, UNSPECIFIED	M	-	-	-	-	-	-	-	-	-	-	-	-	1	-	-	-	-	-	-	1
		F	-	-	-	-	-	-	-	-	-	-	-	-	1	-	1	1	1	1	-	5
157	PANCREAS	M	-	-	-	-	-	-	1	1	2	1	1	7	14	16	20	18	18	7	16	122
		F	-	-	-	-	-	-	1	-	3	1	-	3	4	14	21	16	17	6	13	99
157.0	HEAD	M	-	-	-	-	-	-	-	-	1	-	1	2	1	3	2	2	1	-	4	17
		F	-	-	-	-	-	-	-	-	-	-	-	-	-	1	5	4	4	1	1	16
157.8	OTHER SPECIFIED PARTS	M	-	-	-	-	-	-	-	-	-	-	-	1	1	1	-	-	2	-	2	7
		F	-	-	-	-	-	-	-	-	-	-	-	-	1	-	-	-	1	-	1	3
157.9	UNSPECIFIED	M	-	-	-	-	-	-	1	1	1	1	-	4	12	12	18	16	15	7	10	98
		F	-	-	-	-	-	-	1	-	3	1	-	3	3	13	16	12	12	5	11	80
158	PERITONEUM AND RETROPERITONEAL TISSUE	M	-	-	-	-	-	-	-	-	2	-	-	1	1	1	-	1	1	1	-	8
		F	-	-	-	-	-	-	-	-	-	-	-	-	-	-	2	-	-	-	-	2
158.0	RETROPERITONEAL TISSUE	M	-	-	-	-	-	-	-	-	1	-	-	1	1	1	-	1	1	-	-	6
		F	-	-	-	-	-	-	-	-	-	-	-	-	-	-	1	-	-	-	-	1
158.9	OTHER PARTS	M	-	-	-	-	-	-	-	-	1	-	-	-	-	-	-	-	-	1	-	2
		F	-	-	-	-	-	-	-	-	-	-	-	-	-	-	1	-	-	-	-	1
159	UNSPECIFIED DIGESTIVE ORGANS	M	-	-	-	-	-	-	-	-	-	-	-	-	-	-	-	-	-	-	1	1
		F	-	-	-	-	-	-	-	-	-	-	-	-	-	-	1	-	-	2	-	3
TOTAL	MALIGNANT NEOPLASM OF DIGESTIVE ORGANS AND PERITONEUM (150-159)	M	-	-	-	-	-	1	1	2	7	10	17	26	53	81	120	125	108	73	81	705
		F	-	-	-	-	-	3	3	2	10	6	11	30	57	62	82	81	71	68	91	577
	MALIGNANT NEOPLASM OF RESPIRATORY SYSTEM (160-163)																					
160	NOSE, NASAL CAVITIES AND MIDDLE EAR	M	-	-	-	-	-	-	-	-	-	-	-	-	1	-	1	1	-	1	-	4
		F	-	-	-	-	-	-	-	-	-	-	-	-	-	2	-	-	-	-	1	3
160.0	NOSE (INTERNAL) AND NASAL CAVITIES	M	-	-	-	-	-	-	-	-	-	-	-	-	1	-	-	-	-	1	-	2
		F	-	-	-	-	-	-	-	-	-	-	-	-	-	1	-	-	-	-	1	2
160.2	MAXILLARY SINUS	M	-	-	-	-	-	-	-	-	-	-	-	-	-	-	-	1	-	-	-	1
		F	-	-	-	-	-	-	-	-	-	-	-	-	-	-	-	-	-	-	-	-
160.8	OTHER SINUS	M	-	-	-	-	-	-	-	-	-	-	-	-	-	-	1	-	-	-	-	1
		F	-	-	-	-	-	-	-	-	-	-	-	-	-	1	-	-	-	-	-	1
161	LARYNX	M	-	-	-	-	-	-	-	-	-	1	2	2	2	7	3	8	3	-	1	29
		F	-	-	-	-	-	-	-	-	-	-	-	-	-	-	-	-	-	1	2	3
161.0	GLOTTIS	M	-	-	-	-	-	-	-	-	-	-	-	-	-	1	-	1	-	-	-	2
		F	-	-	-	-	-	-	-	-	-	-	-	-	-	-	-	-	-	-	-	-
161.8	OTHER SPECIFIED PARTS	M	-	-	-	-	-	-	-	-	-	-	-	1	-	1	-	2	-	-	-	4
		F	-	-	-	-	-	-	-	-	-	-	-	-	-	-	-	-	-	-	-	-
161.9	PART UNSPECIFIED	M	-	-	-	-	-	-	-	-	-	1	2	1	2	5	3	5	3	-	1	23
		F	-	-	-	-	-	-	-	-	-	-	-	-	-	-	-	-	-	1	2	3
162	TRACHEA, BRONCHUS AND LUNG	M	-	-	-	-	-	-	2	-	4	8	14	58	72	108	122	124	86	52	35	685
		F	-	-	-	-	-	-	-	-	2	4	11	23	37	39	30	27	19	14	8	214
162.0	TRACHEA	M	-	-	-	-	-	-	-	-	-	-	-	-	-	-	-	-	1	-	-	1
		F	-	-	-	-	-	-	-	-	-	-	-	1	-	-	-	-	-	-	-	1
162.1	BRONCHUS AND LUNG	M	-	-	-	-	-	-	2	-	4	8	14	58	72	108	122	124	85	52	35	684
		F	-	-	-	-	-	-	-	-	2	4	11	22	37	39	30	27	19	14	8	213
163	RESPIRATORY ORGANS, OTHER AND NOS	M	-	-	-	-	-	-	-	1	-	-	1	1	-	1	-	1	1	-	-	6
		F	-	-	-	-	-	-	-	1	-	-	-	-	-	-	1	-	1	-	2	5
163.0	PLEURA	M	-	-	-	-	-	-	-	-	-	-	-	1	-	1	-	1	1	-	-	4
		F	-	-	-	-	-	-	-	-	-	-	-	-	-	-	1	-	-	-	2	3
163.1	MEDIASTINUM	M	-	-	-	-	-	-	-	1	-	-	1	-	-	-	-	-	-	-	-	2

DEATHS BY CAUSE, SEX, AND AGE, ACCORDING TO THE DETAILED LIST, BRITISH COLUMBIA, 1977

Age-Group (Years)

NT. IST.	C A U S E		00 -01	01 -04	05 -09	10 -14	15 -19	20 -24	25 -29	30 -34	35 -39	40 -44	45 -49	50 -54	55 -59	60 -64	65 -69	70 -74	75 -79	80 -84	85+	TOTAL
		F	-	-	-	-	-	-	-	1	-	-	-	-	-	-	-	-	1	-	-	2
TAL	MALIGNANT NEOPLASM OF RESPIRATORY SYSTEM (160-163)	M	-	-	-	-	-	-	2	1	4	9	17	61	75	116	126	134	90	53	36	724
		F	-	-	-	-	-	-	-	1	2	4	11	23	37	41	31	27	20	15	13	225
	MALIGNANT NEOPLASM, BONE, CONNECTIVE TISSUE, SKIN AND BREAST (170-174)																					
70	BONE	M	-	-	-	-	2	-	-	-	-	-	1	-	-	1	-	-	-	-	-	4
		F	-	-	-	-	-	-	-	-	-	1	-	-	-	-	-	1	-	-	-	2
70.0	SKULL AND FACE	M	-	-	-	-	-	-	-	-	-	-	-	-	-	1	-	-	-	-	-	1
		F	-	-	-	-	-	-	-	-	-	-	-	-	-	-	-	1	-	-	-	1
70.1	LOWER JAW	M	-	-	-	-	1	-	-	-	-	-	-	-	-	-	-	-	-	-	-	1
		F	-	-	-	-	-	-	-	-	-	-	-	-	-	-	-	-	-	-	-	-
70.3	RIBS, STERNUM AND CLAVICLE	M	-	-	-	-	-	-	-	-	-	-	-	-	-	-	-	-	-	-	-	-
		F	-	-	-	-	-	-	-	-	-	1	-	-	-	-	-	-	-	-	-	1
70.7	LOWER LIMB, LONG BONES	M	-	-	-	-	1	-	-	-	-	-	-	-	-	-	-	-	-	-	-	1
		F	-	-	-	-	-	-	-	-	-	-	-	-	-	-	-	-	-	-	-	-
70.9	SITE UNSPECIFIED	M	-	-	-	-	-	-	-	-	-	-	1	-	-	-	-	-	-	-	-	1
		F	-	-	-	-	-	-	-	-	-	-	-	-	-	-	-	-	-	-	-	-
1	CONNECTIVE AND OTHER SOFT TISSUE	M	-	-	-	-	-	-	-	-	-	-	-	-	-	-	-	-	-	1	1	2
		F	-	-	-	-	-	-	-	2	-	-	-	-	-	1	-	-	-	2	-	5
1.3	LOWER LIMB (INCLUDING HIP)	M	-	-	-	-	-	-	-	-	-	-	-	-	-	-	-	-	-	-	-	-
		F	-	-	-	-	-	-	-	2	-	-	-	-	-	-	-	-	-	1	-	3
1.9	SITE UNSPECIFIED	M	-	-	-	-	-	-	-	-	-	-	-	-	-	-	-	-	-	1	1	2
		F	-	-	-	-	-	-	-	-	-	-	-	-	-	1	-	-	-	1	-	2
C	MALIGNANT MELANOMA OF SKIN	M	-	-	-	-	-	-	1	1	-	2	4	2	4	2	1	1	1	-	1	20
		F	-	-	-	-	-	2	-	-	-	3	3	-	1	2	-	3	1	-	2	17
.2	EAR AND EXTERNAL AURICULAR CANAL	M	-	-	-	-	-	-	-	-	-	-	-	-	-	-	-	-	-	-	-	-
		F	-	-	-	-	-	-	-	-	-	-	-	-	-	-	-	1	-	-	-	1
.3	FACE, OTHER AND UNSPECIFIED PARTS	M	-	-	-	-	-	-	-	-	-	-	-	-	-	-	-	-	-	-	1	1
		F	-	-	-	-	-	-	-	-	-	-	-	-	-	-	-	1	-	-	-	1
.4	SCALP AND NECK	M	-	-	-	-	-	-	-	-	-	1	1	-	-	1	-	-	-	-	-	3
		F	-	-	-	-	-	-	-	-	-	-	-	-	-	-	-	-	-	-	-	-
.5	SCROTUM	M	-	-	-	-	-	-	-	-	-	-	-	-	1	-	-	-	-	-	-	1
.6	TRUNK, EXCEPT SCROTUM	M	-	-	-	-	-	-	-	1	-	-	1	1	-	-	-	1	-	-	-	4
		F	-	-	-	-	-	-	-	-	-	2	-	-	1	-	-	-	-	-	-	3
.7	UPPER LIMB	M	-	-	-	-	-	-	-	-	-	-	-	1	1	-	-	-	-	-	-	2
		F	-	-	-	-	-	-	-	-	-	-	-	-	-	-	-	-	-	-	-	-
.8	LOWER LIMB	M	-	-	-	-	-	-	1	-	-	-	-	-	1	-	1	-	-	-	-	3
		F	-	-	-	-	-	-	-	-	-	-	1	-	-	-	-	1	-	-	1	3
.9	SITE UNSPECIFIED	M	-	-	-	-	-	-	-	-	-	1	2	-	1	1	-	-	1	-	-	6
		F	-	-	-	-	-	2	-	-	-	1	2	-	-	2	-	-	1	-	1	9
	OTHER, SKIN	M	-	-	-	-	-	-	-	-	-	-	-	-	2	1	1	1	-	1	-	6
		F	-	-	-	-	-	-	-	-	-	-	-	-	-	1	-	1	-	1	3	6
.2	EAR AND EXTERNAL AURICULAR CANAL	M	-	-	-	-	-	-	-	-	-	-	-	-	1	-	-	-	-	-	-	1
		F	-	-	-	-	-	-	-	-	-	-	-	-	-	-	-	-	-	-	-	-
.3	FACE, OTHER AND UNSPECIFIED PARTS	M	-	-	-	-	-	-	-	-	-	-	-	-	-	-	-	1	-	1	-	2
		F	-	-	-	-	-	-	-	-	-	-	-	-	-	-	-	-	-	-	1	1
.4	SCALP AND NECK	M	-	-	-	-	-	-	-	-	-	-	-	-	-	-	1	-	-	-	-	1
		F	-	-	-	-	-	-	-	-	-	-	-	-	-	-	-	-	-	-	-	-
.6	TRUNK, EXCEPT SCROTUM	M	-	-	-	-	-	-	-	-	-	-	-	-	1	-	-	-	-	-	-	1
		F	-	-	-	-	-	-	-	-	-	-	-	-	-	1	-	1	-	1	2	5
.9	SITE UNSPECIFIED	M	-	-	-	-	-	-	-	-	-	-	-	-	-	1	-	-	-	-	-	1

DEATHS BY CAUSE, SEX, AND AGE, ACCORDING TO THE DETAILED LIST, BRITISH COLUMBIA, 1977

Age-Group (Years)

INT. LIST.	CAUSE		00 -01	01 -04	05 -09	10 -14	15 -19	20 -24	25 -29	30 -34	35 -39	40 -44	45 -49	50 -54	55 -59	60 -64	65 -69	70 -74	75 -79	80 -84	85+	TOTAL
		F	-	-	-	-	-	-	-	-	-	-	-	-	-	-	-	-	-	-	-	-
174	BREAST	M	-	-	-	-	-	-	-	-	-	-	-	-	-	2	-	1	1	-	-	4
		F	-	-	-	-	-	-	1	5	11	16	26	41	67	49	53	37	29	24	27	386
TOTAL	MALIGNANT NEOPLASM: BONE, CONNECTIVE TISSUE, SKIN AND BREAST (170-174)	M	-	-	-	-	2	-	1	1	-	2	5	2	6	6	2	3	2	2	2	36
		F	-	-	-	-	-	2	1	7	11	20	29	41	68	53	53	42	30	27	32	416
	MALIGNANT NEOPLASM OF GENITOURINARY ORGANS (180-189)																					
180	CERVIX UTERI	F	-	-	-	-	-	-	-	6	4	2	3	6	7	2	8	1	5	4	3	51
182	OTHER, OF UTERUS	F	-	-	-	-	-	-	-	2	1	2	2	4	6	9	11	3	7	1	1	49
182.0	CORPUS UTERI	F	-	-	-	-	-	-	-	1	-	2	1	2	4	6	5	-	5	-	-	26
182.9	UNSPECIFIED	F	-	-	-	-	-	-	-	1	1	-	1	2	2	3	6	3	2	1	1	23
183	OVARY, FALLOPIAN TUBE AND BROAD LIGAMENT	F	-	-	-	-	-	-	-	-	2	4	11	7	14	18	16	11	12	11	4	110
183.0	OVARY	F	-	-	-	-	-	-	-	-	2	4	11	7	14	17	16	11	12	11	4	109
183.1	FALLOPIAN TUBE AND BROAD LIGAMENT	F	-	-	-	-	-	-	-	-	-	-	-	-	-	1	-	-	-	-	-	1
184	FEMALE GENITAL ORGANS, OTHER	F	-	-	1	-	-	-	-	-	-	1	-	1	-	2	-	1	4	2	3	15
184.0	VAGINA	F	-	-	1	-	-	-	-	-	-	-	-	1	-	1	-	1	2	1	1	8
184.1	VULVA	F	-	-	-	-	-	-	-	-	-	1	-	-	-	1	-	-	2	-	2	6
184.8	OTHER SPECIFIED SITES	F	-	-	-	-	-	-	-	-	-	-	-	-	-	-	-	-	-	1	-	1
185	PROSTATE	M	-	-	-	-	-	-	-	-	-	-	1	1	5	21	23	47	47	36	44	225
186	TESTIS	M	-	-	-	-	-	1	1	1	2	-	1	-	-	-	1	-	-	-	-	7
187	MALE GENITAL ORGANS,OTHER	M	-	-	-	-	-	-	-	-	-	-	-	-	-	-	-	-	1	-	-	1
187.0	PENIS	M	-	-	-	-	-	-	-	-	-	-	-	-	-	-	-	-	1	-	-	1
188	BLADDER	M	-	-	-	-	-	-	-	-	-	-	1	2	4	11	15	15	11	6	11	76
		F	-	-	-	-	-	-	-	-	-	1	1	2	1	4	4	5	2	12	2	34
189	URINARY ORGANS, OTHER AND NOS	M	-	-	-	-	-	-	-	-	1	-	4	2	5	6	9	12	4	-	1	44
		F	-	-	-	-	-	-	-	-	-	-	1	2	1	5	-	5	4	9	3	30
189.0	KIDNEY, EXCEPT PELVIS	M	-	-	-	-	-	-	-	-	1	-	3	2	5	3	9	11	4	-	1	39
		F	-	-	-	-	-	-	-	-	-	-	1	2	1	5	-	4	4	9	2	28
189.1	PELVIS OF KIDNEY	M	-	-	-	-	-	-	-	-	-	-	-	-	-	3	-	-	-	-	-	3
		F	-	-	-	-	-	-	-	-	-	-	-	-	-	-	-	-	-	-	-	-
189.2	URETER	M	-	-	-	-	-	-	-	-	-	-	1	-	-	-	-	1	-	-	-	2
		F	-	-	-	-	-	-	-	-	-	-	-	-	-	-	-	1	-	-	-	1
189.9	OTHER AND UNSPECIFIED	M	-	-	-	-	-	-	-	-	-	-	-	-	-	-	-	-	-	-	-	-
		F	-	-	-	-	-	-	-	-	-	-	-	-	-	-	-	-	-	-	1	1
TOTAL	MALIGNANT NEOPLASM OF GENITOURINARY ORGANS (180-189)	M	-	-	-	-	-	1	1	1	3	-	7	5	14	38	48	74	63	42	56	353
		F	-	-	1	-	-	-	-	8	7	10	18	22	29	40	39	26	34	39	16	269
	MALIGNANT NEOPLASM OF OTHER AND UNSPECIFIED SITES (190-199)																					
190	EYE	M	-	-	-	-	-	-	-	-	-	-	-	-	-	-	-	3	1	-	-	4
		F	-	-	-	-	-	-	-	-	-	-	-	-	-	1	-	-	-	-	-	1
191	BRAIN	M	-	-	2	2	4	-	-	2	2	4	4	8	3	10	11	3	-	1	2	58
		F	-	-	1	-	1	-	1	1	2	2	2	5	2	7	8	3	3	1	1	40
192	OTHER PARTS OF NERVOUS SYSTEM	M	-	-	-	-	-	-	1	-	-	-	1	1	-	-	-	-	-	-	-	3
		F	-	1	-	1	-	-	-	-	-	-	-	1	-	-	1	-	-	-	-	4
192.1	CEREBRAL MENINGES	M	-	-	-	-	-	-	-	-	-	-	1	-	-	-	-	-	-	-	-	1

DEATHS BY CAUSE, SEX, AND AGE, ACCORDING TO THE DETAILED LIST, BRITISH COLUMBIA, 1977

Age-Group (Years)

..T. ..ST.	C A U S E		00 -01	01 -04	05 -09	10 -14	15 -19	20 -24	25 -29	30 -34	35 -39	40 -44	45 -49	50 -54	55 -59	60 -64	65 -69	70 -74	75 -79	80 -84	85+	TOTAL
		F	-	-	-	-	-	-	-	-	-	-	-	-	-	-	-	-	-	-	-	-
..2.2	SPINAL CORD	M	-	-	-	-	-	-	-	-	-	-	-	1	-	-	-	-	-	-	-	1
		F	-	-	-	1	-	-	-	-	-	-	-	1	-	-	1	-	-	-	-	3
..2.4	PERIPHERAL NERVES	M	-	-	-	-	-	-	1	-	-	-	-	-	-	-	-	-	-	-	-	1
		F	-	-	-	-	-	-	-	-	-	-	-	-	-	-	-	-	-	-	-	-
..2.5	SYMPATHETIC NERVOUS SYSTEM	M	-	-	-	-	-	-	-	-	-	-	-	-	-	-	-	-	-	-	-	-
		F	-	1	-	-	-	-	-	-	-	-	-	-	-	-	-	-	-	-	-	1
..93	THYROID GLAND	M	-	-	-	-	-	-	-	-	1	-	1	1	-	2	1	-	1	-	-	7
		F	-	-	-	-	-	-	-	-	-	-	-	-	-	-	1	2	3	-	2	8
..94	OTHER ENDOCRINE GLANDS	M	-	-	-	-	-	-	-	-	-	-	-	-	-	-	-	-	-	-	-	-
		F	-	-	-	-	-	-	-	-	-	1	-	-	-	-	-	-	-	-	-	1
..94.2	THYMUS	M	-	-	-	-	-	-	-	-	-	-	-	-	-	-	-	-	-	-	-	-
		F	-	-	-	-	-	-	-	-	-	1	-	-	-	-	-	-	-	-	-	1
..95	ILL-DEFINED SITES	M	-	-	-	-	-	-	-	-	-	-	2	-	-	2	2	-	-	-	2	8
		F	-	-	-	-	-	-	-	-	1	1	1	1	1	3	3	-	2	1	6	20
195.0	ABDOMEN, INTRA-ABDOMINAL CANCER	M	-	-	-	-	-	-	-	-	-	-	1	-	-	1	1	-	-	-	1	4
		F	-	-	-	-	-	-	-	-	-	1	-	1	1	2	1	-	1	1	2	10
195.1	PELVIS, RECTOVAGINAL SEPTUM	M	-	-	-	-	-	-	-	-	-	-	-	-	-	-	-	-	-	-	-	-
		F	-	-	-	-	-	-	-	-	1	-	-	-	-	1	-	-	1	-	2	5
195.9	OTHER	M	-	-	-	-	-	-	-	-	-	-	1	-	-	1	1	-	-	-	1	4
		F	-	-	-	-	-	-	-	-	-	-	1	-	-	-	2	-	-	-	2	5
196	SECONDARY AND UNSPECIFIED, LYMPH NODES	M	-	-	-	-	-	-	-	-	-	-	-	-	-	-	-	1	-	-	1	2
		F	-	-	-	-	-	-	-	-	-	-	-	-	-	-	-	-	2	-	-	2
196.0	HEAD, FACE AND NECK	M	-	-	-	-	-	-	-	-	-	-	-	-	-	-	-	-	-	-	1	1
		F	-	-	-	-	-	-	-	-	-	-	-	-	-	-	-	-	-	-	-	-
196.1	INTRATHORACIC	M	-	-	-	-	-	-	-	-	-	-	-	-	-	-	-	-	-	-	-	-
		F	-	-	-	-	-	-	-	-	-	-	-	-	-	-	-	-	1	-	-	1
196.3	AXILLARY AND UPPER LIMB	M	-	-	-	-	-	-	-	-	-	-	-	-	-	-	-	-	-	-	-	-
		F	-	-	-	-	-	-	-	-	-	-	-	-	-	-	-	-	1	-	-	1
196.9	SITE UNSPECIFIED	M	-	-	-	-	-	-	-	-	-	-	-	-	-	-	-	1	-	-	-	1
		F	-	-	-	-	-	-	-	-	-	-	-	-	-	-	-	-	-	-	-	-
197	SECONDARY, RESPIRATORY AND DIGESTIVE	M	-	-	-	-	-	-	-	-	-	-	-	1	-	3	2	1	-	1	5	13
		F	-	-	-	-	-	-	-	-	-	-	-	1	1	-	2	1	2	2	1	10
197.0	LUNG	M	-	-	-	-	-	-	-	-	-	-	-	-	-	1	-	-	-	-	1	2
		F	-	-	-	-	-	-	-	-	-	-	-	-	-	-	-	-	-	-	-	-
197.4	SMALL INTESTINE SPECIFIED SECONDARY	M	-	-	-	-	-	-	-	-	-	-	-	-	-	-	-	-	-	-	-	-
		F	-	-	-	-	-	-	-	-	-	-	-	-	-	-	-	-	-	1	-	1
197.7	LIVER, SPECIFIED AS SECONDARY	M	-	-	-	-	-	-	-	-	-	-	-	-	-	2	1	1	-	-	4	8
		F	-	-	-	-	-	-	-	-	-	-	-	1	1	-	2	1	2	1	1	9
197.8	LIVER, UNSPECIFIED	M	-	-	-	-	-	-	-	-	-	-	-	1	-	-	1	-	-	1	-	3
		F	-	-	-	-	-	-	-	-	-	-	-	-	-	-	-	-	-	-	-	-
198	OTHER SECONDARY	M	-	-	-	-	-	-	-	-	-	-	-	-	2	1	1	-	1	-	2	7
		F	-	-	-	-	-	-	-	-	-	-	-	1	-	-	-	-	-	1	-	2
198.4	OTHER PARTS OF NERVOUS SYSTEM	M	-	-	-	-	-	-	-	-	-	-	-	-	1	-	-	-	-	-	-	1
		F	-	-	-	-	-	-	-	-	-	-	-	-	-	-	-	-	-	-	-	-
198.5	BONE	M	-	-	-	-	-	-	-	-	-	-	-	-	1	1	1	-	1	-	1	5
		F	-	-	-	-	-	-	-	-	-	-	-	1	-	-	-	-	-	1	-	2
198.9	OTHER SITES	M	-	-	-	-	-	-	-	-	-	-	-	-	-	-	-	-	-	-	1	1
		F	-	-	-	-	-	-	-	-	-	-	-	-	-	-	-	-	-	-	-	-
199	WITHOUT SPECIFICATION OF SITE	M	-	-	-	-	-	-	1	-	1	-	2	5	4	6	8	4	6	4	3	44
		F	-	-	-	-	-	1	-	-	-	-	1	3	2	5	5	7	8	5	6	43
199.0	MULTIPLE	M	-	-	-	-	-	-	-	-	-	-	-	1	1	3	5	1	6	-	3	20

DEATHS BY CAUSE, SEX, AND AGE, ACCORDING TO THE DETAILED LIST, BRITISH COLUMBIA, 1977

INT. LIST.	CAUSE		Age-Group (Years) 00-01	01-04	05-09	10-14	15-19	20-24	25-29	30-34	35-39	40-44	45-49	50-54	55-59	60-64	65-69	70-74	75-79	80-84	85+	TOTAL
		F	-	-	-	-	-	1	-	-	-	-	-	3	2	2	1	5	5	3	1	23
199.1	OTHER	M	-	-	-	-	-	-	1	-	1	-	2	4	3	3	3	3	-	4	-	24
		F	-	-	-	-	-	-	-	-	-	-	1	-	-	3	4	2	3	2	5	20
TOTAL	MALIGNANT NEOPLASM OF OTHER AND UNSPECIFIED SITES (190-199)	M	-	-	2	2	4	-	2	2	4	4	10	16	9	24	25	12	9	6	15	146
		F	-	1	1	1	1	1	1	1	3	4	4	12	6	16	20	13	20	10	16	131
	NEOPLASMS OF LYMPHATIC AND HEMATOPOIETIC TISSUE (200-209)																					
200	LYMPHOSARCOMA AND RETICULUM-CELL SARCOMA	M	-	-	-	-	2	-	-	1	1	-	1	6	3	6	5	3	3	4	3	38
		F	-	-	-	-	1	-	-	-	1	2	1	2	3	4	8	6	4	6	1	39
200.0	RETICULUM-CELL SARCOMA	M	-	-	-	-	-	-	-	1	-	-	1	1	-	2	2	-	2	1	1	11
		F	-	-	-	-	-	-	-	-	1	1	-	-	-	3	1	2	1	3	1	13
200.1	LYMPHOSARCOMA	M	-	-	-	-	2	-	-	-	1	-	-	5	3	4	3	3	1	3	2	27
		F	-	-	-	-	1	-	-	-	-	1	1	2	3	1	7	4	3	3	-	26
201	HODGKIN'S DISEASE	M	-	-	-	-	-	-	4	3	1	-	1	-	1	1	1	1	-	1	-	14
		F	-	-	-	-	1	1	-	-	1	-	-	-	1	1	-	-	-	-	-	5
202	OTHER NEOPLASMS OF LYMPHOID TISSUE	M	-	-	-	-	3	-	-	-	-	-	2	4	2	3	2	2	-	-	1	19
		F	-	-	-	-	-	-	-	1	1	2	1	-	-	1	4	-	-	3	2	15
202.1	MYCOSIS FUNGOIDES	M	-	-	-	-	-	-	-	-	-	-	-	1	-	-	-	-	-	-	-	1
		F	-	-	-	-	-	-	-	-	-	-	-	-	-	-	-	-	-	-	-	-
202.2	OTHER PRIMARY OF LYMPHOID TISSUE	M	-	-	-	-	3	-	-	-	-	-	2	3	2	3	2	2	-	-	1	18
		F	-	-	-	-	-	-	-	1	1	2	1	-	-	1	4	-	-	3	2	15
203	MULTIPLE MYELOMA	M	-	-	-	-	-	-	-	-	-	1	-	1	2	4	4	5	10	3	-	30
		F	-	-	-	-	-	-	-	-	-	-	1	1	-	7	6	5	7	2	1	30
204	LYMPHATIC LEUKEMIA	M	-	-	4	2	-	-	-	1	-	-	1	-	2	3	3	6	5	1	7	35
		F	-	1	-	1	-	-	-	-	-	-	1	-	-	1	2	-	4	1	4	15
204.0	ACUTE	M	-	-	4	2	-	-	-	1	-	-	-	-	-	-	-	-	-	-	-	7
		F	-	1	-	1	-	-	-	-	-	-	1	-	-	-	1	-	1	-	1	6
204.1	CHRONIC	M	-	-	-	-	-	-	-	-	-	-	-	-	2	2	1	4	4	1	6	20
		F	-	-	-	-	-	-	-	-	-	-	-	-	-	1	1	-	3	1	3	9
204.9	UNSPECIFIED	M	-	-	-	-	-	-	-	-	-	-	1	-	-	1	2	2	1	-	1	8
		F	-	-	-	-	-	-	-	-	-	-	-	-	-	-	-	-	-	-	-	-
205	MYELOID LEUKEMIA	M	-	-	-	2	-	-	1	1	-	3	1	1	3	2	7	4	4	3	4	36
		F	-	-	-	1	1	-	-	-	-	1	3	4	3	2	2	-	3	3	1	24
205.0	ACUTE	M	-	-	-	1	-	-	1	1	-	2	-	1	2	2	4	3	3	1	3	24
		F	-	-	-	1	1	-	-	-	-	-	2	4	1	2	2	-	3	1	1	18
205.1	CHRONIC	M	-	-	-	-	-	-	-	-	-	1	1	-	1	-	2	1	-	1	-	7
		F	-	-	-	-	-	-	-	-	-	1	1	-	-	-	-	-	-	1	-	3
205.9	UNSPECIFIED	M	-	-	-	1	-	-	-	-	-	-	-	-	-	-	1	-	1	1	1	5
		F	-	-	-	-	-	-	-	-	-	-	-	-	2	-	-	-	-	1	-	3
206	MONOCYTIC LEUKEMIA	M	-	-	-	-	-	-	-	-	-	-	-	1	-	-	1	-	-	1	-	3
		F	-	-	-	-	-	-	-	-	-	-	-	-	1	-	-	-	-	-	-	1
206.0	ACUTE	M	-	-	-	-	-	-	-	-	-	-	-	-	-	-	-	-	-	1	-	1
		F	-	-	-	-	-	-	-	-	-	-	-	-	-	-	-	-	-	-	-	-
206.1	CHRONIC	M	-	-	-	-	-	-	-	-	-	-	-	1	-	-	-	-	-	-	-	1
		F	-	-	-	-	-	-	-	-	-	-	-	-	-	-	-	-	-	-	-	-
206.9	UNSPECIFIED	M	-	-	-	-	-	-	-	-	-	-	-	-	-	-	1	-	-	-	-	1
		F	-	-	-	-	-	-	-	-	-	-	-	-	1	-	-	-	-	-	-	1
207	OTHER AND UNSPECIFIED LEUKEMIA	M	-	1	1	-	1	-	-	-	1	1	-	1	1	5	2	4	2	1	4	25
		F	-	-	-	1	-	-	-	1	-	-	1	1	2	1	3	2	2	1	-	15
207.0	LEUKEMIA, ACUTE	M	-	-	1	-	1	-	-	-	1	1	-	1	1	3	2	1	-	1	1	14
		F	-	-	-	1	-	-	-	1	-	-	1	1	2	-	2	1	1	-	-	10
207.1	LEUKEMIA, CHRONIC	M	-	-	-	-	-	-	-	-	-	-	-	-	-	-	-	1	-	-	-	1

DEATHS BY CAUSE, SEX, AND AGE, ACCORDING TO THE DETAILED LIST, BRITISH COLUMBIA, 1977

T. ST.	CAUSE		00 -01	01 -04	05 -09	10 -14	15 -19	20 -24	25 -29	30 -34	35 -39	40 -44	45 -49	50 -54	55 -59	60 -64	65 -69	70 -74	75 -79	80 -84	85+	TOTAL
			Age-Group (Years)																			
		F	-	-	-	-	-	-	-	-	-	-	-	-	-	-	-	-	1	-	-	1
7.9	LEUKEMIA, UNSPECIFIED	M	-	1	-	-	-	-	-	-	-	-	-	-	-	2	-	2	2	-	3	10
		F	-	-	-	-	-	-	-	-	-	-	-	-	-	1	1	1	-	1	-	4
8	POLYCYTHEMIA VERA	M	-	-	-	-	-	-	-	-	-	-	-	-	1	-	-	1	1	-	1	4
		F	-	-	-	-	-	-	-	-	-	-	-	1	1	-	1	1	2	-	1	7
9	MYELOFIBROSIS	M	-	-	-	-	-	-	-	-	-	-	1	1	-	1	1	4	2	3	1	14
		F	-	-	-	-	-	-	-	-	-	-	1	1	-	1	-	2	-	1	1	7
AL	NEOPLASMS OF LYMPHATIC AND HEMATOPOIETIC TISSUE (200-209)	M	-	1	5	4	6	-	5	6	3	5	7	15	15	25	26	30	27	17	21	218
		F	-	1	-	3	3	1	-	2	3	5	9	10	11	18	26	16	22	17	11	158
	BENIGN NEOPLASMS (210-228)																					
5	OTHER, MUSCULAR AND CONNECTIVE TISSUE	M	1	-	-	-	-	-	-	-	-	-	-	-	-	-	-	-	-	-	-	1
		F	-	-	-	-	-	-	-	-	-	-	-	-	-	-	1	-	-	-	-	1
6	BRAIN AND OTHER PARTS OF NERVOUS SYSTEM	M	-	-	-	-	-	-	-	-	-	-	-	1	-	-	1	-	1	-	-	3
		F	-	-	-	-	-	-	-	-	-	1	-	-	-	-	-	1	-	-	-	2
.0	BRAIN	M	-	-	-	-	-	-	-	-	-	-	-	1	-	-	-	-	-	-	-	1
		F	-	-	-	-	-	-	-	-	-	-	-	-	-	-	-	-	-	-	-	-
.2	CEREBRAL MENINGES	M	-	-	-	-	-	-	-	-	-	-	-	-	-	-	-	-	1	-	-	1
		F	-	-	-	-	-	-	-	-	-	1	-	-	-	-	-	-	-	-	-	1
.3	SPINAL CORD	M	-	-	-	-	-	-	-	-	-	-	-	-	-	-	-	-	-	-	-	-
		F	-	-	-	-	-	-	-	-	-	-	-	-	-	-	-	1	-	-	-	1
.9	UNSPECIFIED SITE	M	-	-	-	-	-	-	-	-	-	-	-	-	-	-	1	-	-	-	-	1
		F	-	-	-	-	-	-	-	-	-	-	-	-	-	-	-	-	-	-	-	-
	ENDOCRINE GLANDS	M	-	-	-	-	-	-	-	-	-	-	1	-	-	-	-	-	-	-	-	1
		F	-	-	-	-	-	-	-	-	-	-	-	-	-	-	-	-	-	-	-	-
.2	PITUITARY AND CRANIOPHARYNGEAL DUCT	M	-	-	-	-	-	-	-	-	-	-	1	-	-	-	-	-	-	-	-	1
		F	-	-	-	-	-	-	-	-	-	-	-	-	-	-	-	-	-	-	-	-
	HEMANGIOMA AND LYMPHANGIOMA	M	-	-	-	-	-	-	-	-	-	1	-	-	-	-	-	-	-	-	-	1
		F	-	-	-	-	-	-	-	-	-	-	-	-	-	-	-	-	-	-	-	-
.0	HEMANGIOMA (OF SKIN)	M	-	-	-	-	-	-	-	-	-	1	-	-	-	-	-	-	-	-	-	1
		F	-	-	-	-	-	-	-	-	-	-	-	-	-	-	-	-	-	-	-	-
L	BENIGN NEOPLASMS (210-228)	M	1	-	-	-	-	-	-	-	-	1	1	1	-	-	1	-	1	-	-	6
		F	-	-	-	-	-	-	-	-	-	1	-	-	-	-	1	1	-	-	-	3
	NEOPLASM OF UNSPECIFIED NATURE (230-239)																					
	DIGESTIVE ORGANS	M	-	-	-	-	-	-	-	-	-	-	-	-	-	-	-	-	-	-	-	-
		F	-	-	-	-	-	-	-	-	-	-	-	-	-	-	-	-	1	1	1	3
.2	SMALL INTESTINE	M	-	-	-	-	-	-	-	-	-	-	-	-	-	-	-	-	-	-	-	-
		F	-	-	-	-	-	-	-	-	-	-	-	-	-	-	-	-	-	-	1	1
.5	LIVER AND BILIARY PASSAGES	M	-	-	-	-	-	-	-	-	-	-	-	-	-	-	-	-	-	-	-	-
		F	-	-	-	-	-	-	-	-	-	-	-	-	-	-	-	-	1	-	-	1
.6	PANCREAS	M	-	-	-	-	-	-	-	-	-	-	-	-	-	-	-	-	-	-	-	-
		F	-	-	-	-	-	-	-	-	-	-	-	-	-	-	-	-	-	1	-	1
	RESPIRATORY ORGANS	M	-	-	-	-	-	-	-	-	-	-	-	-	-	1	-	-	1	-	1	3
		F	-	-	-	-	-	-	-	-	-	-	-	-	-	-	-	-	-	-	-	-
.3	BRONCHUS AND LUNG	M	-	-	-	-	-	-	-	-	-	-	-	-	-	-	-	-	-	-	1	1
		F	-	-	-	-	-	-	-	-	-	-	-	-	-	-	-	-	-	-	-	-
.5	MEDIASTINUM	M	-	-	-	-	-	-	-	-	-	-	-	-	-	1	-	-	-	-	-	1
		F	-	-	-	-	-	-	-	-	-	-	-	-	-	-	-	-	-	-	-	-
.9	UNSPECIFIED SITE	M	-	-	-	-	-	-	-	-	-	-	-	-	-	-	-	-	1	-	-	1
		F	-	-	-	-	-	-	-	-	-	-	-	-	-	-	-	-	-	-	-	-
	SKIN AND MUSCULOSKELETAL SYSTEM	M	-	-	-	-	-	1	-	-	-	-	-	-	-	-	-	-	-	-	-	1

DEATHS BY CAUSE, SEX, AND AGE, ACCORDING TO THE DETAILED LIST, BRITISH COLUMBIA, 1977

Age-Group (Years)

INT. LIST.	C A U S E		00 -01	01 -04	05 -09	10 -14	15 -19	20 -24	25 -29	30 -34	35 -39	40 -44	45 -49	50 -54	55 -59	60 -64	65 -69	70 -74	75 -79	80 -84	85+	TOTAL
		F	-	-	-	-	-	-	-	-	-	-	-	-	-	-	-	-	-	-	-	-
232.1	MUSCULAR AND CONNECTIVE TISSUE	M	-	-	-	-	-	1	-	-	-	-	-	-	-	-	-	-	-	-	-	1
		F	-	-	-	-	-	-	-	-	-	-	-	-	-	-	-	-	-	-	-	-
238	EYE, BRAIN AND OTHER PARTS OF NERVOUS SYSTEM	M	-	1	-	-	-	-	1	-	2	-	-	-	-	-	-	-	1	1	1	7
		F	-	-	-	-	-	-	-	-	-	-	-	-	1	-	-	-	-	-	-	1
238.1	BRAIN	M	-	1	-	-	-	-	1	-	2	-	-	-	-	-	-	-	1	1	1	7
		F	-	-	-	-	-	-	-	-	-	-	-	-	-	-	-	-	-	-	-	-
238.3	CEREBRAL MENINGES	M	-	-	-	-	-	-	-	-	-	-	-	-	-	-	-	-	-	-	-	-
		F	-	-	-	-	-	-	-	-	-	-	-	-	1	-	-	-	-	-	-	1
239	OTHER AND UNSPECIFIED ORGANS	M	1	-	-	-	-	-	-	-	-	-	-	-	-	-	-	-	-	-	-	1
		F	-	-	-	-	-	-	-	-	-	-	-	-	-	-	-	-	-	1	1	2
239.1	ENDOCRINE GLANDS	M	-	-	-	-	-	-	-	-	-	-	-	-	-	-	-	-	-	-	-	-
		F	-	-	-	-	-	-	-	-	-	-	-	-	-	-	-	-	-	1	1	2
239.9	OTHER AND UNSPECIFIED SITES	M	1	-	-	-	-	-	-	-	-	-	-	-	-	-	-	-	-	-	-	1
		F	-	-	-	-	-	-	-	-	-	-	-	-	-	-	-	-	-	-	-	-
TOTAL	NEOPLASM OF UNSPECIFIED NATURE (230-239)	M	1	1	-	-	-	1	1	-	2	-	-	-	-	1	-	-	2	1	2	12
		F	-	-	-	-	-	-	-	-	-	-	-	-	1	-	-	-	1	2	2	6
TOTAL	NEOPLASMS (140-239)	M	2	2	7	6	12	4	14	13	23	36	68	128	179	305	355	379	306	197	218	2254
		F	-	2	3	5	4	7	5	22	36	50	82	140	212	235	256	207	201	181	183	1831

III. ENDOCRINE, NUTRITIONAL AND METABOLIC DISEASES (240-279)

DISEASES OF THYROID GLAND (240-246)

240	SIMPLE GOITER	M	-	-	-	-	-	-	-	-	-	-	-	-	-	-	-	-	-	-	-	-
		F	-	-	-	-	-	-	-	-	-	-	-	-	-	-	1	-	-	-	-	1
240.9	UNSPECIFIED	M	-	-	-	-	-	-	-	-	-	-	-	-	-	-	-	-	-	-	-	-
		F	-	-	-	-	-	-	-	-	-	-	-	-	-	-	1	-	-	-	-	1
241	NONTOXIC NODULAR GOITER	M	-	-	-	-	-	-	-	-	-	-	-	1	-	-	-	-	-	-	-	1
		F	-	-	-	-	-	-	-	-	-	-	-	-	-	1	-	-	-	-	-	1
241.9	UNSPECIFIED	M	-	-	-	-	-	-	-	-	-	-	-	1	-	-	-	-	-	-	-	1
		F	-	-	-	-	-	-	-	-	-	-	-	-	-	1	-	-	-	-	-	1
242	THYROTOXICOSIS WITH OR WITHOUT GOITER	M	-	-	-	-	-	-	-	-	-	-	-	-	-	-	-	-	1	-	-	1
		F	-	-	-	-	-	-	-	-	-	-	-	-	-	-	-	-	1	-	1	2
242.1	TOXIC NODULAR GOITER	M	-	-	-	-	-	-	-	-	-	-	-	-	-	-	-	-	1	-	-	1
		F	-	-	-	-	-	-	-	-	-	-	-	-	-	-	-	-	-	-	1	1
242.2	THYROTOXICOSIS WITHOUT GOITER	M	-	-	-	-	-	-	-	-	-	-	-	-	-	-	-	-	-	-	-	-
		F	-	-	-	-	-	-	-	-	-	-	-	-	-	-	-	-	1	-	-	1
244	MYXEDEMA	M	-	-	-	-	-	-	-	-	-	-	-	-	-	-	-	-	-	-	-	-
		F	-	-	-	-	-	-	-	-	-	-	-	-	-	-	-	1	1	-	2	4
TOTAL	DISEASES OF THYROID GLAND (240-246)	M	-	-	-	-	-	-	-	-	-	-	-	1	-	-	-	-	1	-	-	2
		F	-	-	-	-	-	-	-	-	-	-	-	-	-	1	1	1	2	-	3	8

DISEASES OF OTHER ENDOCRINE GLANDS (250-258)

250	DIABETES MELLITUS	M	-	-	-	-	1	3	1	2	2	2	2	6	3	10	15	22	17	24	17	127
		F	1	-	-	-	-	-	3	-	-	2	2	6	7	5	15	20	23	18	26	128
250.0	WITH ACIDOSIS OR COMA	M	-	-	-	-	1	1	-	-	-	1	-	1	1	-	-	3	1	3	1	13
		F	-	-	-	-	-	-	-	-	-	1	-	-	-	1	2	1	1	1	1	8
250.9	WITHOUT ACIDOSIS OR COMA	M	-	-	-	-	-	2	1	2	2	1	2	5	2	10	15	19	16	21	16	114
		F	1	-	-	-	-	-	3	-	-	1	2	6	7	4	13	19	22	17	25	120
251	OTHER DISORDERS OF PANCREATIC INTERNAL SECRETION	M	-	-	-	-	-	-	-	-	-	-	-	-	-	1	-	1	-	-	-	2
		F	-	-	-	-	-	-	-	-	-	-	-	1	-	-	-	-	-	-	-	1
255	DISEASES OF ADRENAL GLANDS	M	-	-	-	-	-	1	-	-	-	-	-	-	-	-	-	1	-	-	-	2
		F	-	-	-	-	-	-	-	-	-	-	-	-	-	-	-	-	-	1	-	1
255.1	ADRENAL CORTICAL HYPOFUNCTION	M	-	-	-	-	-	-	-	-	-	-	-	-	-	-	-	-	-	-	-	-

DEATHS BY CAUSE, SEX, AND AGE, ACCORDING TO THE DETAILED LIST, BRITISH COLUMBIA, 1977

Age-Group (Years)

T. ST.	C A U S E		00 -01	01 -04	05 -09	10 -14	15 -19	20 -24	25 -29	30 -34	35 -39	40 -44	45 -49	50 -54	55 -59	60 -64	65 -69	70 -74	75 -79	80 -84	85+	TOTAL
		F	-	-	-	-	-	-	-	-	-	-	-	-	-	-	-	-	-	1	-	1
5.2	PHEOCHROMOCYTOMA	M	-	-	-	-	-	-	-	-	-	-	-	-	-	-	-	1	-	-	-	1
		F	-	-	-	-	-	-	-	-	-	-	-	-	-	-	-	-	-	-	-	-
5.9	OTHER AND UNSPECIFIED	M	-	-	-	-	-	1	-	-	-	-	-	-	-	-	-	-	-	-	-	1
		F	-	-	-	-	-	-	-	-	-	-	-	-	-	-	-	-	-	-	-	-
8	OTHER DISEASES OF ENDOCRINE GLANDS	M	1	-	-	-	-	-	-	-	-	-	-	-	-	-	-	-	-	-	-	1
		F	-	-	-	-	-	-	-	-	-	-	-	-	-	-	-	-	-	-	-	-
8.9	OTHER UNSPECIFIED ENDOCRINE DISEASES	M	1	-	-	-	-	-	-	-	-	-	-	-	-	-	-	-	-	-	-	1
		F	-	-	-	-	-	-	-	-	-	-	-	-	-	-	-	-	-	-	-	-
AL	DISEASES OF OTHER ENDOCRINE GLANDS (250-258)	M	1	-	-	-	1	4	1	2	2	2	2	6	3	11	15	24	17	24	17	132
		F	1	-	-	-	-	-	3	-	-	2	2	7	7	5	15	20	23	19	26	130
	AVITAMINOSES AND OTHER NUTRITIONAL DEFICIENCY (260-269)																					
8	NUTRITIONAL MARASMUS	M	-	-	-	-	-	-	-	-	-	-	-	-	-	-	-	-	-	-	-	-
		F	-	-	-	-	-	-	-	-	-	-	-	-	1	-	-	-	-	-	-	1
9	OTHER NUTRITIONAL DEFICIENCY	M	-	-	-	-	-	-	-	-	-	-	-	-	-	-	1	1	-	-	3	5
		F	1	-	-	-	-	-	-	-	-	-	-	-	-	1	-	-	1	1	6	10
9.0	SPRUE AND STEATORRHEA	M	-	-	-	-	-	-	-	-	-	-	-	-	-	-	-	-	-	-	-	-
		F	-	-	-	-	-	-	-	-	-	-	-	-	-	1	-	-	-	-	1	2
9.9	OTHER AND UNSPECIFIED	M	-	-	-	-	-	-	-	-	-	-	-	-	-	-	1	1	-	-	3	5
		F	1	-	-	-	-	-	-	-	-	-	-	-	-	-	-	-	1	1	5	8
AL	AVITAMINOSES AND OTHER NUTRITIONAL DEFICIENCY (260-269)	M	-	-	-	-	-	-	-	-	-	-	-	-	-	-	1	1	-	-	3	5
		F	1	-	-	-	-	-	-	-	-	-	-	-	1	1	-	-	1	1	6	11
	OTHER METABOLIC DISEASES (270-279)																					
2	OF LIPID METABOLISM	M	-	-	-	-	-	-	-	-	-	-	-	1	-	-	-	-	-	-	-	1
		F	-	-	-	-	-	-	-	-	-	-	-	-	-	-	-	-	-	-	-	-
2.0	XANTHOMATOSIS	M	-	-	-	-	-	-	-	-	-	-	-	1	-	-	-	-	-	-	-	1
		F	-	-	-	-	-	-	-	-	-	-	-	-	-	-	-	-	-	-	-	-
3	OTHER AND UNSPECIFIED OF METABOLISM	M	-	-	-	-	-	1	1	-	-	-	1	1	-	-	-	-	1	-	-	5
		F	-	1	1	-	-	-	-	-	-	-	-	-	1	-	-	-	-	-	-	3
3.0	CYSTIC FIBROSIS	M	-	-	-	-	-	-	1	-	-	-	-	-	-	-	-	-	-	-	-	1
		F	-	1	1	-	-	-	-	-	-	-	-	-	-	-	-	-	-	-	-	2
3.2	HEMOCHROMATOSIS	M	-	-	-	-	-	-	-	-	-	-	1	1	-	-	-	-	1	-	-	3
		F	-	-	-	-	-	-	-	-	-	-	-	-	1	-	-	-	-	-	-	1
3.8	OTHER	M	-	-	-	-	-	1	-	-	-	-	-	-	-	-	-	-	-	-	-	1
		F	-	-	-	-	-	-	-	-	-	-	-	-	-	-	-	-	-	-	-	-
	GOUT	M	-	-	-	-	-	-	-	-	-	-	-	-	-	-	-	-	-	-	2	2
		F	-	-	-	-	-	-	-	-	-	-	-	-	-	-	-	-	-	-	-	-
	PLASMA PROTEIN ABNORMALITIES	M	2	-	-	-	-	-	-	-	-	-	-	1	-	-	1	-	-	-	2	6
		F	-	-	-	-	-	-	-	-	-	-	-	-	-	-	-	-	1	1	-	2
.0	AGAMMAGLOBULINEMIA	M	1	-	-	-	-	-	-	-	-	-	-	-	-	-	-	-	-	-	-	1
		F	-	-	-	-	-	-	-	-	-	-	-	-	-	-	-	-	-	-	-	-
.1	HYPOGAMMAGLOBULINEMIA	M	1	-	-	-	-	-	-	-	-	-	-	-	-	-	-	-	-	-	-	1
		F	-	-	-	-	-	-	-	-	-	-	-	-	-	-	-	-	-	-	-	-
.5	MACROGLOBULINEMIA	M	-	-	-	-	-	-	-	-	-	-	-	1	-	-	1	-	-	-	2	4
		F	-	-	-	-	-	-	-	-	-	-	-	-	-	-	-	-	-	-	-	-
.9	OTHER AND UNSPECIFIED	M	-	-	-	-	-	-	-	-	-	-	-	-	-	-	-	-	-	-	-	-
		F	-	-	-	-	-	-	-	-	-	-	-	-	-	-	-	-	1	1	-	2
	AMYLOIDOSIS	M	-	-	-	-	-	-	-	-	1	-	-	-	1	-	-	1	1	-	-	4
		F	-	-	-	-	-	-	-	-	-	-	-	2	-	-	-	-	-	-	-	2
	OBESITY NOT OF ENDOCRINE ORIGIN	M	-	-	-	-	-	-	-	-	-	-	1	-	1	1	-	1	1	1	-	6
		F	-	-	-	-	-	-	1	-	-	-	-	1	1	2	-	-	-	-	-	5

DEATHS BY CAUSE, SEX, AND AGE, ACCORDING TO THE DETAILED LIST, BRITISH COLUMBIA, 1977

Age-Group (Years)

INT. LIST.	C A U S E		00 -01	01 -04	05 -09	10 -14	15 -19	20 -24	25 -29	30 -34	35 -39	40 -44	45 -49	50 -54	55 -59	60 -64	65 -69	70 -74	75 -79	80 -84	85+	TOTAL
279	METABOLIC DISEASES, OTHER AND NOS	M	-	-	-	-	-	-	-	-	-	-	-	1	-	1	1	-	1	-	-	4
		F	-	-	-	-	-	-	-	-	-	-	-	1	-	-	-	-	-	-	1	2
TOTAL	OTHER METABOLIC DISEASES (270-279)	M	2	-	-	-	-	1	1	-	1	-	2	4	2	2	2	2	4	1	4	28
		F	-	1	1	-	-	-	1	-	-	-	-	4	2	2	-	-	1	1	1	14
TOTAL	ENDOCRINE, NUTRITIONAL, AND METABOLIC DISEASES (240-279)	M	3	-	-	-	1	5	2	2	3	2	4	11	5	13	18	27	22	24	24	167
		F	2	1	1	-	-	-	4	-	-	2	2	11	10	9	16	21	27	21	36	163
	IV. DISEASES OF THE BLOOD AND BLOOD-FORMING ORGANS (280-289)																					
	ANEMIAS (280-285)																					
280	IRON DEFICIENCY ANEMIAS	M	-	-	-	-	-	-	-	-	-	-	-	-	1	-	-	-	-	-	-	1
		F	-	-	-	-	-	-	-	-	-	-	-	-	-	-	-	-	-	-	-	-
281	OTHER DEFICIENCY ANEMIAS	M	-	-	-	-	-	-	-	-	-	-	-	-	-	-	-	-	-	-	-	-
		F	-	-	-	-	-	-	-	-	-	-	-	-	-	-	-	1	1	1	6	9
281.0	PERNICIOUS	M	-	-	-	-	-	-	-	-	-	-	-	-	-	-	-	-	-	-	-	-
		F	-	-	-	-	-	-	-	-	-	-	-	-	-	-	-	1	1	1	6	9
282	HEREDITARY HEMOLYTIC ANEMIAS	M	-	-	-	-	-	-	-	-	-	-	-	-	-	-	-	-	-	-	-	-
		F	-	-	-	-	-	-	1	-	-	-	-	-	-	-	-	-	-	-	-	1
282.4	MEDITERRANEAN	M	-	-	-	-	-	-	-	-	-	-	-	-	-	-	-	-	-	-	-	-
		F	-	-	-	-	-	-	1	-	-	-	-	-	-	-	-	-	-	-	-	1
283	ACQUIRED HEMOLYTIC ANEMIAS	M	-	-	-	-	1	-	-	-	-	-	-	-	-	-	-	-	-	2	-	3
		F	-	-	-	-	-	-	-	-	-	-	-	1	-	-	-	-	-	1	-	2
283.0	ACUTE	M	-	-	-	-	1	-	-	-	-	-	-	-	-	-	-	-	-	-	-	1
		F	-	-	-	-	-	-	-	-	-	-	-	-	-	-	-	-	-	-	-	-
283.9	OTHER	M	-	-	-	-	-	-	-	-	-	-	-	-	-	-	-	-	-	2	-	2
		F	-	-	-	-	-	-	-	-	-	-	-	1	-	-	-	-	-	1	-	2
284	APLASTIC ANEMIA	M	-	-	-	-	-	1	-	-	-	-	-	-	-	-	1	1	-	1	1	5
		F	-	-	-	1	-	-	-	-	-	-	-	-	-	1	1	1	1	-	-	5
285	OTHER AND UNSPECIFIED ANEMIAS	M	-	-	-	-	-	-	-	-	-	-	-	-	-	-	-	-	2	1	2	5
		F	-	-	-	-	-	-	-	-	-	-	-	-	-	-	-	1	2	2	4	9
285.0	HYPOCHROMIC WITH IRON LOADING	M	-	-	-	-	-	-	-	-	-	-	-	-	-	-	-	-	1	-	-	1
		F	-	-	-	-	-	-	-	-	-	-	-	-	-	-	-	1	1	2	1	5
285.9	UNSPECIFIED	M	-	-	-	-	-	-	-	-	-	-	-	-	-	-	-	-	1	1	2	4
		F	-	-	-	-	-	-	-	-	-	-	-	-	-	-	-	-	1	-	3	4
TOTAL	ANEMIAS (280-285)	M	-	-	-	-	1	1	-	-	-	-	-	-	1	-	1	1	2	4	3	14
		F	-	-	-	1	-	-	1	-	-	-	-	1	-	1	1	3	4	4	10	26
	OTHER (286-289)																					
286	COAGULATION DEFECTS	M	-	-	-	-	-	-	-	-	-	-	-	-	-	-	1	-	-	-	-	1
		F	-	-	-	-	-	-	-	-	-	-	-	-	-	-	1	-	-	-	-	1
286.9	OTHER	M	-	-	-	-	-	-	-	-	-	-	-	-	-	-	1	-	-	-	-	1
		F	-	-	-	-	-	-	-	-	-	-	-	-	-	-	1	-	-	-	-	1
287	PURPURA AND OTHER HEMORRHAGIC CONDITIONS	M	1	-	-	-	-	-	-	1	-	-	-	-	-	-	-	-	-	-	-	2
		F	1	-	-	-	-	-	-	-	-	-	-	-	-	-	-	-	-	-	-	1
287.0	ALLERGIC PURPURA	M	1	-	-	-	-	-	-	1	-	-	-	-	-	-	-	-	-	-	-	2
		F	1	-	-	-	-	-	-	-	-	-	-	-	-	-	-	-	-	-	-	1
288	AGRANULOCYTOSIS	M	-	-	-	-	-	-	-	-	-	-	-	-	-	-	-	-	-	-	-	-
		F	-	1	-	-	-	-	-	-	-	-	-	-	-	-	-	1	-	-	-	2
289	OTHER	M	-	-	-	-	-	-	-	-	-	-	-	-	-	-	-	-	2	1	-	3
		F	-	-	-	-	-	-	-	-	-	-	-	-	-	-	-	-	1	-	-	1
289.4	HYPERSPLENISM	M	-	-	-	-	-	-	-	-	-	-	-	-	-	-	-	-	1	-	-	1
		F	-	-	-	-	-	-	-	-	-	-	-	-	-	-	-	-	-	-	-	-
289.5	OTHER DISEASES OF SPLEEN	M	-	-	-	-	-	-	-	-	-	-	-	-	-	-	-	-	1	1	-	2

DEATHS BY CAUSE, SEX, AND AGE, ACCORDING TO THE DETAILED LIST, BRITISH COLUMBIA, 1977

NT. IST.	C A U S E		00 -01	01 -04	05 -09	10 -14	15 -19	20 -24	25 -29	30 -34	35 -39	40 -44	45 -49	50 -54	55 -59	60 -64	65 -69	70 -74	75 -79	80 -84	85+	TOTAL
		F	-	-	-	-	-	-	-	-	-	-	-	-	-	-	-	-	-	-	-	-
89.9	OTHER AND UNSPECIFIED	M	-	-	-	-	-	-	-	-	-	-	-	-	-	-	-	-	-	-	-	-
		F	-	-	-	-	-	-	-	-	-	-	-	-	-	-	-	-	1	-	-	1
TAL	OTHER (286-289)	M	1	-	-	-	-	-	-	1	-	-	-	-	-	-	1	-	2	1	-	6
		F	1	1	-	-	-	-	-	-	-	-	-	-	-	-	1	1	1	-	-	5
TAL	DISEASES OF THE BLOOD AND BLOOD-FORMING ORGANS (280-289)	M	1	-	-	-	1	1	-	1	-	-	-	-	1	-	2	1	4	5	3	20
		F	1	1	-	1	-	-	1	-	-	-	-	1	-	1	2	4	5	4	10	31
	V. MENTAL DISORDEPS (290-315)																					
	PSYCHOSES (290-299)																					
90	SENILE AND PRESENILE DEMENTIA	M	-	-	-	-	-	-	-	-	-	-	-	-	-	1	2	1	1	4	9	18
		F	-	-	-	-	-	-	1	-	-	-	-	-	-	1	-	1	-	4	12	19
90.0	SENILE DEMENTIA	M	-	-	-	-	-	-	-	-	-	-	-	-	-	-	-	-	1	4	7	12
		F	-	-	-	-	-	-	-	-	-	-	-	-	-	-	-	1	-	3	12	16
90.1	PRESENILE DEMENTIA	M	-	-	-	-	-	-	-	-	-	-	-	-	-	1	2	1	-	-	2	6
		F	-	-	-	-	-	-	1	-	-	-	-	-	-	1	-	-	-	1	-	3
91	ALCOHOLIC PSYCHOSIS	M	-	-	-	-	-	-	-	-	-	-	-	-	-	2	-	-	-	-	-	2
		F	-	-	-	-	-	-	-	-	-	1	-	1	-	-	-	-	-	-	-	2
91.0	DELIRIUM TREMENS	M	-	-	-	-	-	-	-	-	-	-	-	-	-	1	-	-	-	-	-	1
		F	-	-	-	-	-	-	-	-	-	-	-	1	-	-	-	-	-	-	-	1
91.1	KORSAKOV'S PYCHOSIS (ALCOHOLIC)	M	-	-	-	-	-	-	-	-	-	-	-	-	-	-	-	-	-	-	-	-
		F	-	-	-	-	-	-	-	-	-	1	-	-	-	-	-	-	-	-	-	1
91.9	OTHER AND UNSPECIFIED	M	-	-	-	-	-	-	-	-	-	-	-	-	-	1	-	-	-	-	-	1
		F	-	-	-	-	-	-	-	-	-	-	-	-	-	-	-	-	-	-	-	-
95	SCHIZOPHRENIA	M	-	-	-	-	-	-	-	-	-	-	-	-	1	-	-	-	-	-	-	1
		F	-	-	-	-	-	-	-	-	-	-	-	-	-	-	-	-	1	-	-	1
95.3	PARANOID TYPE	M	-	-	-	-	-	-	-	-	-	-	-	-	1	-	-	-	-	-	-	1
		F	-	-	-	-	-	-	-	-	-	-	-	-	-	-	-	-	-	-	-	-
95.8	OTHER	M	-	-	-	-	-	-	-	-	-	-	-	-	-	-	-	-	-	-	-	-
		F	-	-	-	-	-	-	-	-	-	-	-	-	-	-	-	-	1	-	-	1
97	PARANOID STATES	M	-	-	-	-	-	-	-	-	-	-	-	-	-	-	-	-	-	-	-	-
		F	-	-	-	-	-	-	-	-	-	-	-	-	-	-	-	-	-	-	1	1
97.0	PARANOIA	M	-	-	-	-	-	-	-	-	-	-	-	-	-	-	-	-	-	-	-	-
		F	-	-	-	-	-	-	-	-	-	-	-	-	-	-	-	-	-	-	1	1
99	UNSPECIFIED PSYCHOSIS	M	-	-	-	-	1	-	-	-	-	-	-	-	-	-	-	-	-	-	-	1
		F	-	-	-	-	-	-	-	-	-	-	-	-	-	-	-	-	-	-	-	-
TAL	PSYCHOSES (290-299)	M	-	-	-	-	1	-	-	-	-	-	-	-	1	3	2	1	1	4	9	22
		F	-	-	-	-	-	-	1	-	-	1	-	1	-	1	-	1	1	4	13	23
	NEUROSES AND OTHER NONPSYCHOTIC MENTAL DISORDERS (300-309)																					
0	NEUROSES	M	-	-	-	-	-	-	-	-	-	-	-	-	-	-	-	-	-	-	-	-
		F	-	-	-	-	-	-	-	-	-	-	-	-	-	-	1	-	1	-	-	2
0.4	DEPRESSIVE	M	-	-	-	-	-	-	-	-	-	-	-	-	-	-	-	-	-	-	-	-
		F	-	-	-	-	-	-	-	-	-	-	-	-	-	-	1	-	-	-	-	1
0.9	UNSPECIFIED	M	-	-	-	-	-	-	-	-	-	-	-	-	-	-	-	-	-	-	-	-
		F	-	-	-	-	-	-	-	-	-	-	-	-	-	-	-	-	1	-	-	1
3	ALCOHOLISM	M	-	-	-	-	1	1	5	3	2	8	6	13	7	12	9	1	5	1	-	74
		F	-	-	-	-	-	-	2	2	1	1	3	1	5	3	4	-	-	-	-	22
3.2	ALCOHOLIC ADDICTION	M	-	-	-	-	-	-	-	-	-	3	2	10	3	10	5	1	4	-	-	38
		F	-	-	-	-	-	-	-	1	-	-	1	-	2	-	1	-	-	-	-	5
3.9	OTHER AND UNSPECIFIED	M	-	-	-	-	1	1	5	3	2	5	4	3	4	2	4	-	1	1	-	36
		F	-	-	-	-	-	-	2	1	1	1	2	1	3	3	3	-	-	-	-	17
4	DRUG DEPENDENCE	M	-	-	-	-	-	-	-	1	-	-	-	-	-	-	-	-	-	-	-	1

DEATHS BY CAUSE, SEX, AND AGE, ACCORDING TO THE DETAILED LIST, BRITISH COLUMBIA, 1977

INT. LIST.	C A U S E		00 -01	01 -04	05 -09	10 -14	15 -19	20 -24	25 -29	30 -34	35 -39	40 -44	45 -49	50 -54	55 -59	60 -64	65 -69	70 -74	75 -79	80 -84	85+	TOTAL
			Age-Group (Years)																			
		F	-	-	-	-	-	-	-	1	-	-	1	-	-	-	-	-	-	-	-	2
304.0	OPIUM AND DERIVATIVES	M	-	-	-	-	-	-	-	1	-	-	-	-	-	-	-	-	-	-	-	1
		F	-	-	-	-	-	-	-	1	-	-	-	-	-	-	-	-	-	-	-	1
304.8	OTHER	M	-	-	-	-	-	-	-	-	-	-	-	-	-	-	-	-	-	-	-	-
		F	-	-	-	-	-	-	-	-	-	-	1	-	-	-	-	-	-	-	-	1
305	PHYSICAL DISORDERS, PSYCHOGENIC ORIGIN	M	-	-	-	-	-	-	-	-	-	-	-	-	-	-	-	-	-	-	-	-
		F	-	-	-	-	-	-	-	-	-	-	-	-	-	-	1	-	-	-	-	1
305.5	GASTROINTESTINAL	M	-	-	-	-	-	-	-	-	-	-	-	-	-	-	-	-	-	-	-	-
		F	-	-	-	-	-	-	-	-	-	-	-	-	-	-	1	-	-	-	-	1
306	SPECIAL SYMPTOMS NEC	M	-	-	-	-	-	-	-	-	-	-	-	-	-	-	-	-	-	-	3	3
		F	-	-	-	-	-	-	1	-	-	-	-	-	-	-	-	1	-	-	1	3
306.5	FEEDING DISTURBANCES	M	-	-	-	-	-	-	-	-	-	-	-	-	-	-	-	-	-	-	3	3
		F	-	-	-	-	-	-	1	-	-	-	-	-	-	-	-	1	-	-	1	3
309	NOT PSYCHOTIC, WITH PHYSICAL CONDITIONS	M	-	-	-	-	-	-	-	-	-	-	-	-	-	-	-	3	1	2	1	7
		F	-	-	-	-	-	-	-	-	-	-	-	-	-	-	-	1	1	4	2	8
309.6	SENILE OR PRESENILE BRAIN DISEASE	M	-	-	-	-	-	-	-	-	-	-	-	-	-	-	-	-	-	-	-	-
		F	-	-	-	-	-	-	-	-	-	-	-	-	-	-	-	-	-	-	1	1
309.9	OTHER OR UNSPECIFIED	M	-	-	-	-	-	-	-	-	-	-	-	-	-	-	-	3	1	2	1	7
		F	-	-	-	-	-	-	-	-	-	-	-	-	-	-	-	1	1	4	1	7
TOTAL	NEUROSES AND OTHER NONPSYCHOTIC MENTAL DISORDERS (300-309)	M	-	-	-	-	1	1	5	4	2	8	6	13	7	12	9	4	6	3	4	85
		F	-	-	-	-	-	-	3	3	1	1	4	1	5	3	6	2	2	4	3	35
	MENTAL RETARDATION (310-315)																					
313	SEVERE	M	-	-	-	-	-	-	1	-	-	-	1	-	-	-	-	-	-	-	-	2
		F	-	-	1	-	-	-	-	-	-	-	-	-	-	-	-	-	-	-	-	1
313.6	WITH PREMATURITY	M	-	-	-	-	-	-	-	-	-	-	-	-	-	-	-	-	-	-	-	-
		F	-	-	1	-	-	-	-	-	-	-	-	-	-	-	-	-	-	-	-	1
313.9	OTHER AND UNSPECIFIED	M	-	-	-	-	-	-	1	-	-	-	1	-	-	-	-	-	-	-	-	2
		F	-	-	-	-	-	-	-	-	-	-	-	-	-	-	-	-	-	-	-	-
TOTAL	MENTAL RETARDATION (310-315)	M	-	-	-	-	-	-	1	-	-	-	1	-	-	-	-	-	-	-	-	2
		F	-	-	1	-	-	-	-	-	-	-	-	-	-	-	-	-	-	-	-	1
TOTAL	MENTAL DISORDERS (290-315)	M	-	-	-	-	2	1	6	4	2	8	7	13	8	15	11	5	7	7	13	109
		F	-	-	1	-	-	-	4	3	1	2	4	2	5	4	6	3	3	8	16	62
	VI. DISEASES OF THE NERVOUS SYSTEM AND SENSE ORGANS (320-389)																					
	INFLAMMATORY DISEASES OF THE CENTRAL NERVOUS SYSTEM (320-324)																					
320	MENINGITIS	M	1	-	1	-	-	-	-	-	-	1	1	-	-	1	1	1	1	-	-	8
		F	-	1	-	-	-	-	-	-	1	-	-	1	-	-	-	-	-	-	-	3
320.0	H. INFLUENZAE	M	-	-	1	-	-	-	-	-	-	-	-	-	-	-	-	-	-	-	-	1
		F	-	-	-	-	-	-	-	-	-	-	-	-	-	-	-	-	-	-	-	-
320.1	PNEUMOCOCCUS	M	-	-	-	-	-	-	-	-	-	1	-	-	-	-	-	-	1	-	-	2
		F	-	-	-	-	-	-	-	-	1	-	-	1	-	-	-	-	-	-	-	2
320.8	DUE TO OTHER SPECIFIED ORGANISM	M	-	-	-	-	-	-	-	-	-	-	-	-	-	-	-	1	-	-	-	1
		F	-	-	-	-	-	-	-	-	-	-	-	-	-	-	-	-	-	-	-	-
320.9	WITHOUT ORGANISM SPECIFICATION	M	1	-	-	-	-	-	-	-	-	-	1	-	-	1	1	-	-	-	-	4
		F	-	1	-	-	-	-	-	-	-	-	-	-	-	-	-	-	-	-	-	1
322	INTRACRANIAL AND INTRASPINAL ABSCESS	M	-	-	-	-	-	1	-	-	-	-	-	1	-	-	-	-	-	-	-	2
		F	-	-	-	-	-	-	-	-	-	-	-	-	-	-	-	-	-	-	-	-
323	ENCEPHALITIS AND MYELITIS	M	1	-	-	-	-	-	-	-	-	-	-	-	-	-	-	-	-	-	-	1
		F	-	-	-	-	-	-	-	-	-	-	-	-	-	-	-	1	-	-	-	1
324	LATE EFFECTS OF INTRACRANIAL ABSCESS	M	-	-	-	-	-	-	-	-	-	-	-	-	-	-	-	1	-	-	-	1
		F	-	-	-	-	-	-	-	-	-	-	-	-	-	-	-	-	-	-	-	-

DEATHS BY CAUSE, SEX, AND AGE, ACCORDING TO THE DETAILED LIST, BRITISH COLUMBIA, 1977

ENT. IST.	C A U S E		Age-Group (Years) 00 -01	01 -04	05 -09	10 -14	15 -19	20 -24	25 -29	30 -34	35 -39	40 -44	45 -49	50 -54	55 -59	60 -64	65 -69	70 -74	75 -79	80 -84	85+	TOTAL
TAL	INFLAMMATORY DISEASES OF CENTRAL NERVOUS SYSTEM (320-324)	M	2	-	1	-	-	1	-	-	-	1	1	1	-	1	1	2	1	-	-	12
		F	-	1	-	-	-	-	-	-	1	-	-	1	-	-	-	1	-	-	-	4
	HEREDITARY AND FAMILIAL DISEASES OF NERVOUS SYSTEM (330-333)																					
330	HEREDITARY NEUROMUSCULAR DISORDERS	M	-	-	-	2	-	2	-	1	-	1	-	-	-	-	-	1	-	-	-	7
		F	-	-	-	-	-	-	-	-	-	-	-	-	1	-	-	-	1	-	-	2
330.2	AMYOTONIA CONGENITA	M	-	-	-	1	-	-	-	-	-	-	-	-	-	-	-	-	-	-	-	1
		F	-	-	-	-	-	-	-	-	-	-	-	-	-	-	-	-	-	-	-	-
330.3	PROGRESSIVE MUSCULAR DYSTROPHY	M	-	-	-	-	-	-	-	-	-	1	-	-	-	-	-	-	-	-	-	1
		F	-	-	-	-	-	-	-	-	-	-	-	-	-	-	-	-	-	-	-	-
330.4	MYOTONIA ATROPHICA	M	-	-	-	1	-	2	-	1	-	-	-	-	-	-	-	1	-	-	-	5
		F	-	-	-	-	-	-	-	-	-	-	-	-	1	-	-	-	1	-	-	2
331	HEREDITARY DISEASES, STRIATOPALLIDAL	M	-	-	-	-	-	-	-	-	-	-	-	-	-	-	1	-	-	-	-	1
		F	-	-	-	-	-	-	-	-	-	-	1	-	1	1	-	-	-	-	-	3
331.0	HEREDITARY CHOREA	M	-	-	-	-	-	-	-	-	-	-	-	-	-	-	1	-	-	-	-	1
		F	-	-	-	-	-	-	-	-	-	-	1	-	1	1	-	-	-	-	-	3
333	OTHER HEREDITARY NERVOUS DISEASES	M	1	-	1	-	-	-	-	-	-	-	-	-	1	-	-	-	-	-	-	3
		F	-	-	-	-	-	-	-	-	-	-	-	-	-	-	-	-	-	-	-	-
333.0	AUMAUROTIC FAMILY IDIOCY	M	-	-	1	-	-	-	-	-	-	-	-	-	-	-	-	-	-	-	-	1
		F	-	-	-	-	-	-	-	-	-	-	-	-	-	-	-	-	-	-	-	-
333.1	PROGRESSIVE CEREBRAL LEUKODYSTROPHY	M	1	-	-	-	-	-	-	-	-	-	-	-	1	-	-	-	-	-	-	2
		F	-	-	-	-	-	-	-	-	-	-	-	-	-	-	-	-	-	-	-	-
TOTAL	HEREDITARY AND FAMILIAL DISEASES OF NERVOUS SYSTEM (330-333)	M	1	-	1	2	-	2	-	1	-	1	-	-	1	-	1	1	-	-	-	11
		F	-	-	-	-	-	-	-	-	-	-	1	-	2	1	-	-	1	-	-	5
	OTHER DISEASES OF CENTRAL NERVOUS SYSTEM (340-349)																					
340	MULTIPLE SCLEROSIS	M	-	-	-	-	-	-	2	-	1	1	-	1	1	1	2	-	-	-	-	9
		F	-	-	-	-	-	-	-	-	-	2	2	1	5	5	1	-	-	-	-	16
341	OTHER DEMYELINATING DISEASES	M	-	-	-	-	-	-	-	-	-	-	-	-	-	-	-	-	1	-	-	1
		F	-	-	-	-	-	-	-	-	-	-	-	-	-	-	-	-	-	-	-	-
342	PARALYSIS AGITANS	M	-	-	-	-	-	-	-	-	-	-	-	-	1	-	2	2	3	6	6	20
		F	-	-	-	-	-	-	-	-	-	-	-	-	-	1	3	3	3	3	9	22
343	CEREBRAL SPASTIC INFANTILE PARALYSIS	M	1	-	-	-	-	-	1	-	-	-	-	-	-	1	-	-	-	-	-	3
		F	-	1	2	1	-	-	-	-	-	-	-	-	-	-	-	-	-	-	-	4
343.1	OTHER SPASTIC PARALYSIS	M	-	-	-	-	-	-	-	-	-	-	-	-	-	1	-	-	-	-	-	1
		F	-	-	1	-	-	-	-	-	-	-	-	-	-	-	-	-	-	-	-	1
343.9	OTHER AND UNSPECIFIED	M	1	-	-	-	-	-	1	-	-	-	-	-	-	-	-	-	-	-	-	2
		F	-	1	1	1	-	-	-	-	-	-	-	-	-	-	-	-	-	-	-	3
344	OTHER CEREBRAL PARALYSIS	M	-	-	-	-	-	-	-	-	-	-	-	-	-	-	-	1	-	2	2	5
		F	-	-	-	-	-	-	-	-	-	-	-	-	-	-	-	-	1	-	1	2
344.1	HEMIPLEGIA	M	-	-	-	-	-	-	-	-	-	-	-	-	-	-	-	-	-	1	1	2
		F	-	-	-	-	-	-	-	-	-	-	-	-	-	-	-	-	1	-	-	1
344.9	OTHER AND UNSPECIFIED	M	-	-	-	-	-	-	-	-	-	-	-	-	-	-	-	1	-	1	1	3
		F	-	-	-	-	-	-	-	-	-	-	-	-	-	-	-	-	-	-	1	1
345	EPILEPSY	M	-	-	-	-	-	-	2	2	-	-	1	1	2	-	-	2	-	1	1	12
		F	-	-	-	-	-	2	1	2	-	-	-	-	1	-	1	-	-	1	1	9
345.1	GENERALIZED CONVULSIVE	M	-	-	-	-	-	-	-	-	-	-	-	1	1	-	-	1	-	-	-	3
		F	-	-	-	-	-	1	-	-	-	-	-	-	-	-	1	-	-	-	-	2
345.2	STATUS EPILEPTICUS	M	-	-	-	-	-	-	-	-	-	-	1	-	1	-	-	1	-	-	-	3
		F	-	-	-	-	-	-	1	1	-	-	-	-	-	-	-	-	-	-	-	2
345.9	OTHER AND UNSPECIFIED	M	-	-	-	-	-	-	2	2	-	-	-	-	-	-	-	-	-	1	1	6
		F	-	-	-	-	-	1	-	1	-	-	-	-	1	-	-	-	-	1	1	5
347	OTHER DISEASES OF BRAIN	M	-	2	-	2	1	1	-	-	-	-	-	-	-	-	5	-	1	-	-	12

DEATHS BY CAUSE, SEX, AND AGE, ACCORDING TO THE DETAILED LIST, BRITISH COLUMBIA, 1977

Age-Group (Years)

INT. LIST.	CAUSE		00 -01	01 -04	05 -09	10 -14	15 -19	20 -24	25 -29	30 -34	35 -39	40 -44	45 -49	50 -54	55 -59	60 -64	65 -69	70 -74	75 -79	80 -84	85+	TOTAL
		F	1	-	-	-	-	-	-	-	1	-	3	-	2	1	2	1	2	2	-	15
347.1	CEREBRAL AND CORTICAL ATROPHY	M	-	-	-	-	-	-	-	-	-	-	-	-	-	-	1	-	-	-	-	1
		F	-	-	-	-	-	-	-	-	-	-	2	-	2	-	1	-	1	-	-	6
347.9	OTHER AND UNSPECIFIED	M	-	2	-	2	1	1	-	-	-	-	-	-	-	-	4	-	1	-	-	11
		F	1	-	-	-	-	-	-	-	1	-	1	-	-	1	1	1	1	2	-	9
348	MOTOR NEURONE DISEASE	M	-	-	-	-	-	-	-	-	-	2	-	-	1	5	2	6	-	2	1	19
		F	-	-	-	-	-	-	-	-	1	-	-	1	2	1	2	5	2	-	-	14
348.0	AMYOTROPHIC LATERAL SCLEROSIS	M	-	-	-	-	-	-	-	-	-	2	-	-	1	3	1	3	-	-	-	10
		F	-	-	-	-	-	-	-	-	1	-	-	1	-	-	2	-	1	-	-	5
348.1	PROGRESSIVE BULBAR PALSY	M	-	-	-	-	-	-	-	-	-	-	-	-	-	2	-	-	-	-	-	2
		F	-	-	-	-	-	-	-	-	-	-	-	-	-	-	-	2	-	-	-	2
348.2	PROGRESSIVE MUSCULAR ATROPHY	M	-	-	-	-	-	-	-	-	-	-	-	-	-	-	-	-	-	-	1	1
		F	-	-	-	-	-	-	-	-	-	-	-	-	1	-	-	-	-	-	-	1
348.9	OTHER AND UNSPECIFIED MANIFESTATIONS	M	-	-	-	-	-	-	-	-	-	-	-	-	-	-	1	3	-	2	-	6
		F	-	-	-	-	-	-	-	-	-	-	-	-	1	1	-	3	1	-	-	6
349	OTHER DISEASES OF SPINAL CORD	M	-	-	-	-	-	-	-	-	-	-	-	-	-	-	-	-	-	-	-	-
		F	-	-	-	-	-	-	-	-	-	-	-	-	-	-	1	-	-	-	-	1
349.9	OTHER AND UNSPECIFIED	M	-	-	-	-	-	-	-	-	-	-	-	-	-	-	-	-	-	-	-	-
		F	-	-	-	-	-	-	-	-	-	-	-	-	-	-	1	-	-	-	-	1
TOTAL	OTHER DISEASES OF CENTRAL NERVOUS SYSTEM (340-349)	M	1	2	-	2	1	1	5	2	1	3	1	2	5	7	11	11	5	11	10	81
		F	1	1	2	1	-	2	1	2	2	2	5	2	10	8	10	9	8	6	11	81
	DISEASES OF NERVES AND PERIPHERAL GANGLIA (350-358)																					
350	FACIAL PARALYSIS	M	-	-	-	-	-	-	-	-	-	-	-	-	-	-	-	-	-	-	-	-
		F	-	-	-	-	-	-	-	-	-	-	-	-	-	1	-	-	-	-	-	1
354	POLYNEURITIS AND POLYRADICULITIS	M	-	-	-	-	-	-	-	-	-	-	-	-	-	1	-	-	-	-	-	1
		F	-	-	-	-	-	-	-	-	-	-	-	-	-	-	-	-	-	-	-	-
357	OTHER, OF PERIPHERAL NERVES	M	-	-	-	-	-	-	-	-	-	-	-	-	-	-	-	-	-	-	-	-
		F	-	-	-	-	-	-	-	-	-	-	-	-	-	-	-	-	-	-	1	1
357.9	OTHER AND UNSPECIFIED	M	-	-	-	-	-	-	-	-	-	-	-	-	-	-	-	-	-	-	-	-
		F	-	-	-	-	-	-	-	-	-	-	-	-	-	-	-	-	-	-	1	1
TOTAL	DISEASES OF NERVES AND PERIPHERAL GANGLIA (350-358)	M	-	-	-	-	-	-	-	-	-	-	-	-	-	1	-	-	-	-	-	1
		F	-	-	-	-	-	-	-	-	-	-	-	-	-	1	-	-	-	-	1	2
	OTHER DISEASES AND CONDITIONS OF EYE (370-379)																					
374	CATARACT	M	-	-	-	-	-	-	-	-	-	-	-	-	-	-	-	-	-	1	-	1
		F	-	-	-	-	-	-	-	-	-	-	-	-	-	-	-	-	1	-	-	1
374.9	SENILE AND UNSPECIFIED TYPE	M	-	-	-	-	-	-	-	-	-	-	-	-	-	-	-	-	-	1	-	1
		F	-	-	-	-	-	-	-	-	-	-	-	-	-	-	-	-	1	-	-	1
TOTAL	OTHER DISEASES AND CONDITIONS OF EYE (370-379)	M	-	-	-	-	-	-	-	-	-	-	-	-	-	-	-	-	-	1	-	1
		F	-	-	-	-	-	-	-	-	-	-	-	-	-	-	-	-	1	-	-	1
	DISEASES OF THE EAR AND MASTOID PROCESS (380-389)																					
383	MASTOIDITIS WITHOUT OTITIS MEDIA	M	-	-	-	-	-	-	-	-	-	-	-	-	-	-	-	-	-	-	-	-
		F	-	-	1	-	-	-	-	-	-	-	-	-	-	-	-	-	-	-	-	1
383.9	UNSPECIFIED	M	-	-	-	-	-	-	-	-	-	-	-	-	-	-	-	-	-	-	-	-
		F	-	-	1	-	-	-	-	-	-	-	-	-	-	-	-	-	-	-	-	1
385	MENIERE'S DISEASE	M	-	-	-	-	-	-	-	-	-	-	-	-	-	-	-	-	-	-	1	1
		F	-	-	-	-	-	-	-	-	-	-	-	-	-	-	-	-	-	-	-	-
TOTAL	DISEASES OF THE EAR AND MASTOID PROCESS (380-389)	M	-	-	-	-	-	-	-	-	-	-	-	-	-	-	-	-	-	-	1	1
		F	-	-	1	-	-	-	-	-	-	-	-	-	-	-	-	-	-	-	-	1
TOTAL	DISEASES OF THE NERVOUS SYSTEM AND SENSE ORGANS (320-389)	M	4	2	2	4	1	4	5	3	1	5	2	3	6	9	13	14	6	12	11	107
		F	1	2	3	1	-	2	1	2	3	2	6	3	12	10	10	10	10	6	12	96

DEATHS BY CAUSE, SEX, AND AGE, ACCORDING TO THE DETAILED LIST, BRITISH COLUMBIA, 1977

Age-Group (Years)

INT. LIST.	C A U S E		00 -01	01 -04	05 -09	10 -14	15 -19	20 -24	25 -29	30 -34	35 -39	40 -44	45 -49	50 -54	55 -59	60 -64	65 -69	70 -74	75 -79	80 -84	85+	TOTAL
	VII. DISEASES OF THE CIRCULATORY SYSTEM (390-458)																					
	CHRONIC RHEUMATIC HEART DISEASE (393-398)																					
393	DISEASES OF PERICARDIUM	M	-	-	-	-	-	-	-	-	1	-	-	1	-	-	-	1	-	-	-	3
		F	-	-	-	-	-	-	-	1	-	-	-	-	-	-	-	-	-	-	-	1
394	DISEASES OF MITRAL VALVE	M	-	-	-	-	-	-	-	-	1	1	3	-	3	2	6	5	5	1	1	28
		F	-	-	-	-	-	-	1	1	-	-	-	5	4	3	4	3	2	2	3	28
394.0	SPECIFIED AS RHEUMATIC	M	-	-	-	-	-	-	-	-	-	1	-	-	1	1	1	2	3	-	-	9
		F	-	-	-	-	-	-	-	1	-	-	-	4	2	2	3	2	1	2	1	18
394.9	NOT SPECIFIED AS RHEUMATIC	M	-	-	-	-	-	-	-	-	1	-	3	-	2	1	5	3	2	1	1	19
		F	-	-	-	-	-	-	1	-	-	-	-	1	2	1	1	1	1	-	2	10
395	DISEASES OF AORTIC VALVE	M	-	-	-	-	-	-	-	1	1	1	-	5	2	6	6	4	6	2	2	36
		F	-	-	-	-	-	-	-	-	1	-	-	1	-	3	1	8	6	4	6	30
395.0	SPECIFIED AS RHEUMATIC	M	-	-	-	-	-	-	-	1	1	-	-	2	1	2	2	1	-	1	-	11
		F	-	-	-	-	-	-	-	-	-	-	-	-	-	-	-	-	1	2	-	3
395.9	NOT SPECIFIED AS RHEUMATIC	M	-	-	-	-	-	-	-	-	-	1	-	3	1	4	4	3	6	1	2	25
		F	-	-	-	-	-	-	-	-	1	-	-	1	-	3	1	8	5	2	6	27
396	DISEASES OF MITRAL AND AORTIC VALVES	M	-	-	-	-	-	-	-	-	-	-	2	-	3	1	1	1	1	1	3	13
		F	-	-	-	-	-	-	-	2	1	-	-	2	1	-	1	1	2	2	1	13
396.0	SPECIFIED AS RHEUMATIC	M	-	-	-	-	-	-	-	-	-	-	1	-	2	1	1	1	-	-	-	6
		F	-	-	-	-	-	-	-	2	1	-	-	1	1	-	-	-	1	1	-	7
396.9	NOT SPECIFIED AS RHEUMATIC	M	-	-	-	-	-	-	-	-	-	-	1	-	1	-	-	-	1	1	3	7
		F	-	-	-	-	-	-	-	-	-	-	-	1	-	-	1	1	1	1	1	6
397	DISEASES OF OTHER ENDOCARDIAL STRUCTURES	M	-	-	-	-	-	-	-	-	-	-	-	1	2	1	1	1	-	-	-	6
		F	-	-	-	-	-	-	-	-	-	-	1	2	-	-	1	4	1	1	1	11
397.0	TRICUSPID VALVE	M	-	-	-	-	-	-	-	-	-	-	-	1	2	-	-	1	-	-	-	4
		F	-	-	-	-	-	-	-	-	-	-	1	-	-	-	1	2	-	-	-	4
397.9	OTHER AND NOS, SPECIFIED RHEUMATIC	M	-	-	-	-	-	-	-	-	-	-	-	-	-	1	1	-	-	-	-	2
		F	-	-	-	-	-	-	-	-	-	-	-	2	-	-	-	2	1	1	1	7
398	OTHER, SPECIFIED RHEUMATIC	M	-	-	-	-	1	1	-	-	-	-	1	2	-	2	-	-	-	-	1	8
		F	-	-	-	-	-	-	-	-	-	-	1	2	1	1	1	1	2	-	1	10
TOTAL	CHRONIC RHEUMATIC HEART DISEASE (393-398)	M	-	-	-	-	1	1	-	1	3	2	6	9	10	12	14	12	12	4	7	94
		F	-	-	-	-	-	-	1	4	2	-	2	12	6	7	8	17	13	9	12	93
	HYPERTENSIVE DISEASE (400-404)																					
400	MALIGNANT HYPERTENSION	M	-	-	-	-	-	-	-	-	-	-	1	1	1	-	-	2	-	-	-	5
		F	-	-	-	-	-	-	-	-	-	-	-	-	1	-	-	-	-	-	1	2
400.0	WITHOUT ORGAN DAMAGE	M	-	-	-	-	-	-	-	-	-	-	-	-	-	-	-	-	-	-	-	-
		F	-	-	-	-	-	-	-	-	-	-	-	-	1	-	-	-	-	-	-	1
400.2	WITH CEREBROVASCULAR INVOLVEMENT	M	-	-	-	-	-	-	-	-	-	-	-	-	1	-	-	-	-	-	-	1
		F	-	-	-	-	-	-	-	-	-	-	-	-	-	-	-	-	-	-	1	1
400.3	WITH RENAL INVOLVEMENT	M	-	-	-	-	-	-	-	-	-	-	-	1	-	-	-	-	-	-	-	1
		F	-	-	-	-	-	-	-	-	-	-	-	-	-	-	-	-	-	-	-	-
400.9	WITH MULTIPLE ORGAN INVOLVEMENT	M	-	-	-	-	-	-	-	-	-	-	1	-	-	-	-	2	-	-	-	3
		F	-	-	-	-	-	-	-	-	-	-	-	-	-	-	-	-	-	-	-	-
401	ESSENTIAL BENIGN HYPERTENSION	M	-	-	-	-	-	-	-	-	-	-	-	1	-	2	1	-	1	2	2	9
		F	-	-	-	-	-	-	-	-	-	-	-	-	1	2	1	1	3	3	4	15
402	HYPERTENSIVE HEART DISEASE	M	-	-	-	-	-	-	-	-	-	1	-	-	2	2	2	5	5	4	5	26
		F	-	-	-	-	-	-	-	-	-	-	-	-	1	2	3	3	3	11	17	40
403	HYPERTENSIVE RENAL DISEASE	M	-	-	-	-	-	-	-	-	-	-	-	1	-	1	2	-	1	2	9	16
		F	-	-	-	-	-	-	-	-	-	-	1	-	-	-	-	5	2	4	1	13
404	HYPERTENSIVE HEART AND RENAL DISEASE	M	-	-	-	-	-	-	-	-	-	-	-	-	1	-	-	1	2	-	3	7

NOTE—Cause of death adjustments resulting from medical coder's queries are not reflected in this table. *See* Introduction.

DEATHS BY CAUSE, SEX, AND AGE, ACCORDING TO THE DETAILED LIST, BRITISH COLUMBIA, 1977

Age-Group (Years)

INT. LIST.	CAUSE		00-01	01-04	05-09	10-14	15-19	20-24	25-29	30-34	35-39	40-44	45-49	50-54	55-59	60-64	65-69	70-74	75-79	80-84	85+	TOTAL
		F	-	-	-	-	-	-	-	-	-	-	-	-	-	-	1	-	-	1	1	3
TOTAL	HYPERTENSIVE DISEASE (400-404)	M	-	-	-	-	-	-	-	-	-	1	1	3	4	5	5	8	9	8	19	63
		F	-	-	-	-	-	-	-	-	-	-	1	-	3	4	5	9	8	19	24	73
	ISCHEMIC HEART DISEASE (410-414)																					
410	ACUTE MYOCARDIAL INFARCTION	M	-	-	-	-	-	1	1	3	14	38	64	112	175	240	339	357	310	238	300	2192
		F	-	-	-	-	-	-	-	1	1	5	10	31	43	72	116	158	232	219	341	1229
410.0	WITH HYPERTENSIVE DISEASE	M	-	-	-	-	-	-	-	-	1	1	5	7	14	14	32	21	19	15	12	141
		F	-	-	-	-	-	-	-	-	-	-	3	5	7	7	18	21	25	15	27	128
410.9	WITHOUT HYPERTENSIVE DISEASE	M	-	-	-	-	-	1	1	3	13	37	59	105	161	226	307	336	291	223	288	2051
		F	-	-	-	-	-	-	-	1	1	5	7	26	36	65	98	137	207	204	314	1101
411	OTHER ACUTE AND SUBACUTE FORMS	M	-	-	-	-	-	-	-	-	-	-	-	-	-	2	-	4	-	1	1	8
		F	-	-	-	-	-	-	-	-	-	-	-	1	-	-	-	-	-	-	4	5
411.0	WITH HYPERTENSIVE DISEASE	M	-	-	-	-	-	-	-	-	-	-	-	-	-	-	-	-	-	-	-	-
		F	-	-	-	-	-	-	-	-	-	-	-	-	-	-	-	-	-	-	1	1
411.9	WITHOUT HYPERTENSIVE DISEASE	M	-	-	-	-	-	-	-	-	-	-	-	-	-	2	-	4	-	1	1	8
		F	-	-	-	-	-	-	-	-	-	-	-	1	-	-	-	-	-	-	3	4
412	CHRONIC ISCHEMIC HEART DISEASE	M	-	-	-	-	-	-	1	-	7	9	18	27	67	101	95	144	170	186	333	1158
		F	-	-	-	-	-	-	-	-	-	1	12	8	17	38	44	62	137	196	446	961
412.1	WITH 400-404, WITH OR WITHOUT 4122	M	-	-	-	-	-	-	-	-	-	-	1	1	5	5	6	15	10	11	24	78
		F	-	-	-	-	-	-	-	-	-	-	3	-	4	1	8	9	8	20	23	76
412.2	CARDIOVASCULAR DISEASE WITH 400-404	M	-	-	-	-	-	-	-	-	-	-	1	3	3	2	4	2	4	-	4	23
		F	-	-	-	-	-	-	-	-	-	-	2	-	-	1	1	2	3	3	6	18
412.3	WITHOUT 400-404, WITH OR WITHOUT 4124	M	-	-	-	-	-	-	1	-	6	9	16	22	55	89	81	123	144	163	287	996
		F	-	-	-	-	-	-	-	-	-	1	7	7	12	32	35	46	122	160	376	798
412.4	CARDIOVASCULAR DISEASE WITHOUT 400-404	M	-	-	-	-	-	-	-	-	1	-	-	1	4	5	4	4	12	12	16	61
		F	-	-	-	-	-	-	-	-	-	-	-	1	1	4	-	5	4	13	41	69
413	ANGINA PECTORIS	M	-	-	-	-	-	-	-	-	-	-	-	-	-	-	-	1	-	-	1	2
		F	-	-	-	-	-	-	-	-	-	-	-	-	-	-	-	-	-	-	-	-
413.9	WITHOUT HYPERTENSIVE DISEASE	M	-	-	-	-	-	-	-	-	-	-	-	-	-	-	-	1	-	-	1	2
		F	-	-	-	-	-	-	-	-	-	-	-	-	-	-	-	-	-	-	-	-
TOTAL	ISCHEMIC HEART DISEASE (410-414)	M	-	-	-	-	-	1	2	3	21	47	82	139	242	343	434	506	480	425	635	3360
		F	-	-	-	-	-	-	-	1	1	6	22	40	60	110	160	220	369	415	791	2195
	OTHER FORMS OF HEART DISEASE (420-429)																					
420	ACUTE PERICARDITIS, NONRHEUMATIC	M	-	-	-	-	-	-	-	-	-	-	-	1	-	-	-	-	-	-	-	1
		F	-	-	-	-	-	-	-	-	-	-	-	-	1	-	-	-	-	-	-	1
421	ACUTE AND SUBACUTE ENDOCARDITIS	M	-	-	-	-	-	-	-	-	-	-	-	-	-	-	-	1	-	-	2	3
		F	-	-	-	-	-	-	-	1	1	-	1	1	1	1	1	-	-	1	-	8
421.0	BACTERIAL	M	-	-	-	-	-	-	-	-	-	-	-	-	-	-	-	1	-	-	2	3
		F	-	-	-	-	-	-	-	1	1	-	1	1	1	1	1	-	-	1	-	8
422	ACUTE MYOCARDITIS	M	1	-	-	-	-	-	1	-	3	2	-	-	-	-	-	-	1	-	-	8
		F	1	-	-	-	1	-	-	-	1	-	-	-	-	-	1	-	-	-	-	4
423	CHRONIC PERICARDITIS, NONRHEUMATIC	M	-	-	-	-	-	-	-	-	-	-	-	1	1	-	-	-	-	-	-	2
		F	-	-	-	-	-	-	-	-	1	-	-	-	-	-	-	-	-	-	-	1
424	CHRONIC DISEASE OF ENDOCARDIUM	M	-	-	-	-	-	-	-	-	-	-	-	-	-	2	-	1	-	1	1	5
		F	-	-	-	-	-	-	1	-	-	-	-	-	-	-	1	3	2	1	4	12
424.1	OF AORTIC VALVE, NONRHEUMATIC	M	-	-	-	-	-	-	-	-	-	-	-	-	-	-	-	-	-	1	1	2
		F	-	-	-	-	-	-	-	-	-	-	-	-	-	-	-	-	1	1	2	4
424.9	OF OTHER ENDOCARDIAL STRUCTURES	M	-	-	-	-	-	-	-	-	-	-	-	-	-	2	-	1	-	-	-	3
		F	-	-	-	-	-	-	1	-	-	-	-	-	-	-	1	3	1	-	2	8
425	CARDIOMYOPATHY	M	-	-	-	-	-	-	-	2	1	1	1	3	1	5	1	2	-	-	-	17

NOTE—Cause of death adjustments resulting from medical coder's queries are not reflected in this table. *See* Introduction.

DEATHS BY CAUSE, SEX, AND AGE, ACCORDING TO THE DETAILED LIST, BRITISH COLUMBIA, 1977

INT. LIST.	CAUSE		00 -01	01 -04	05 -09	10 -14	15 -19	20 -24	25 -29	30 -34	35 -39	40 -44	45 -49	50 -54	55 -59	60 -64	65 -69	70 -74	75 -79	80 -84	85+	TOTAL
		F	-	-	-	-	-	-	-	-	-	-	-	2	1	-	-	-	-	-	-	3
426	PULMONARY HEART DISEASE	M	-	-	-	-	-	-	-	-	-	-	-	-	-	-	1	-	1	-	-	2
		F	-	-	-	-	-	-	-	-	-	-	-	-	-	-	-	-	-	-	-	-
427	SYMPTOMATIC HEART DISEASE	M	-	-	-	-	1	-	-	1	-	2	-	4	2	3	6	8	11	7	28	73
		F	1	-	-	-	-	-	1	-	2	-	-	2	-	1	5	5	6	16	46	85
427.0	CONGESTIVE HEART FAILURE	M	-	-	-	-	1	-	-	-	-	-	-	-	2	-	2	3	5	6	18	37
		F	-	-	-	-	-	-	-	-	-	-	-	1	-	-	4	1	3	11	28	48
427.1	LEFT VENTRICULAR FAILURE	M	-	-	-	-	-	-	-	-	-	-	-	1	-	-	1	1	-	-	-	3
		F	-	-	-	-	-	-	-	-	-	-	-	-	-	-	-	-	-	-	1	1
427.2	CARDIAC ARREST NOS	M	-	-	-	-	-	-	-	1	-	-	-	1	-	3	-	-	2	1	4	12
		F	1	-	-	-	-	-	-	-	-	-	-	-	-	1	-	-	-	2	4	8
427.3	OTHER HEART BLOCK	M	-	-	-	-	-	-	-	-	-	-	-	-	-	-	-	2	-	-	2	4
		F	-	-	-	-	-	-	1	-	-	-	-	-	-	-	-	-	-	-	-	1
427.4	ATRIAL FIBRILLATION OR FLUTTER	M	-	-	-	-	-	-	-	-	-	1	-	-	-	-	2	1	3	-	2	9
		F	-	-	-	-	-	-	-	-	-	-	-	-	-	-	1	3	3	2	8	17
427.5	PAROXYSMAL TACHYCARDIA	M	-	-	-	-	-	-	-	-	-	-	-	-	-	-	-	-	-	-	-	-
		F	-	-	-	-	-	-	-	-	1	-	-	-	-	-	-	-	-	-	-	1
427.6	VENTRICULAR FIBRILLATION OR FLUTTER	M	-	-	-	-	-	-	-	-	-	-	-	-	-	-	-	-	-	-	-	-
		F	-	-	-	-	-	-	-	-	1	-	-	1	-	-	-	-	-	-	2	4
427.9	OTHER DISORDERS OF HEART RYTHM	M	-	-	-	-	-	-	-	-	-	1	-	2	-	-	1	1	1	-	2	8
		F	-	-	-	-	-	-	-	-	-	-	-	-	-	-	-	1	-	1	3	5
428	OTHER MYOCARDIAL INSUFFICIENCY	M	-	-	-	-	-	-	-	-	-	-	1	1	-	-	2	1	1	2	2	10
		F	-	-	-	-	-	-	-	-	-	-	-	-	1	1	1	-	2	-	2	7
429	ILL-DEFINED HEART DISEASE	M	-	-	-	-	-	-	-	1	1	-	2	1	1	3	5	2	4	-	1	21
		F	-	-	-	-	-	-	-	-	-	-	-	1	-	-	1	3	-	-	2	7
429.0	CARDIAC ENLARGEMENT AND HYPERTROPHY	M	-	-	-	-	-	-	-	1	-	-	-	1	1	-	2	1	2	-	-	8
		F	-	-	-	-	-	-	-	-	-	-	-	-	-	-	1	1	-	-	1	3
429.9	OTHER AND UNSPECIFIED HEART DISEASE	M	-	-	-	-	-	-	-	-	1	-	2	-	-	3	3	1	2	-	1	13
		F	-	-	-	-	-	-	-	-	-	-	-	1	-	-	-	2	-	-	1	4
TOTAL	OTHER FORMS OF HEART DISEASE (420-429)	M	1	-	-	-	1	-	1	4	5	5	4	11	5	13	15	15	18	10	34	142
		F	2	-	-	-	1	-	2	1	5	-	1	6	4	3	10	11	10	16	54	128
	CEREBROVASCULAR DISEASE (430-438)																					
430	SUBARACHNOID HEMMORHAGE	M	-	-	-	-	1	-	3	1	3	4	5	7	5	6	4	6	1	2	-	48
		F	-	-	-	-	-	-	3	2	4	6	7	12	8	11	6	4	2	-	2	67
430.0	WITH HYPERTENSION (BENIGN)	M	-	-	-	-	-	-	-	-	-	-	-	2	1	2	-	2	-	-	-	7
		F	-	-	-	-	-	-	-	-	-	1	-	2	1	-	1	-	-	-	-	5
430.9	WITHOUT HYPERTENSION	M	-	-	-	-	1	-	3	1	3	4	5	5	4	4	4	4	1	2	-	41
		F	-	-	-	-	-	-	3	2	4	5	7	10	7	11	5	4	2	-	2	62
431	CEREBRAL HEMORRHAGE	M	-	-	-	-	-	-	-	-	-	1	4	2	6	9	16	13	28	14	14	107
		F	1	-	-	-	-	1	-	-	1	1	1	4	5	10	12	22	24	27	36	153
431.0	WITH HYPERTENSION (BENIGN)	M	-	-	-	-	-	-	-	-	-	1	2	1	-	4	6	6	10	3	4	37
		F	-	-	-	-	-	-	-	-	1	1	-	2	3	7	5	10	12	7	10	58
431.9	WITHOUT HYPERTENSION	M	-	-	-	-	-	-	-	-	-	-	2	1	6	5	10	7	18	11	10	70
		F	1	-	-	-	-	1	-	-	-	-	1	2	2	11	7	12	12	20	26	95
432	OCCLUSION OF PRECEREBRAL ARTERIES	M	-	-	-	-	1	-	-	-	-	1	-	1	2	6	2	-	1	5	-	19
		F	-	-	-	-	-	-	-	-	-	-	-	1	-	2	1	1	-	1	2	8
432.0	WITH HYPERTENSION (BENIGN)	M	-	-	-	-	-	-	-	-	-	1	-	-	1	1	1	-	-	-	-	4
		F	-	-	-	-	-	-	-	-	-	-	-	-	-	1	-	-	-	-	1	2
432.9	WITHOUT HYPERTENSION	M	-	-	-	-	1	-	-	-	-	-	-	1	1	5	1	-	1	5	-	15
		F	-	-	-	-	-	-	-	-	-	-	-	1	-	1	1	1	-	1	1	6
433	CEREBRAL THROMBOSIS	M	-	-	-	-	-	-	-	-	-	-	1	2	6	10	16	26	32	40	41	174

Age-Group (Years)

NOTE—Cause of death adjustments resulting from medical coder's queries are not reflected in this table. *See* Introduction.

DEATHS BY CAUSE, SEX, AND AGE, ACCORDING TO THE DETAILED LIST, BRITISH COLUMBIA, 1977

INT. LIST.	CAUSE		Age-Group (Years) 00-01	01-04	05-09	10-14	15-19	20-24	25-29	30-34	35-39	40-44	45-49	50-54	55-59	60-64	65-69	70-74	75-79	80-84	85+	TOTAL
		F	-	-	-	-	-	-	-	-	-	-	-	-	1	4	8	13	25	60	103	214
433.0	WITH HYPERTENSION (BENIGN)	M	-	-	-	-	-	-	-	-	-	-	-	1	1	1	4	2	3	2	1	15
		F	-	-	-	-	-	-	-	-	-	-	-	-	-	1	3	2	7	7	6	26
433.9	WITHOUT HYPERTENSION	M	-	-	-	-	-	-	-	-	-	-	1	1	5	9	12	24	29	38	40	159
		F	-	-	-	-	-	-	-	-	-	-	-	-	1	3	5	11	16	53	97	188
434	CEREBRAL EMBOLISM	M	-	-	-	-	-	-	-	-	-	-	-	-	-	1	-	-	2	1	1	5
		F	-	-	-	-	-	-	-	-	-	-	-	-	-	-	-	-	1	-	1	2
434.9	WITHOUT HYPERTENSION	M	-	-	-	-	-	-	-	-	-	-	-	-	-	1	-	-	2	1	1	5
		F	-	-	-	-	-	-	-	-	-	-	-	-	-	-	-	-	1	-	1	2
435	TRANSIENT CEREBRAL ISCHEMA	M	-	-	-	-	-	-	-	-	-	-	-	-	-	-	-	-	-	-	1	1
		F	-	-	-	-	-	-	-	-	-	-	-	-	-	-	-	-	-	-	-	-
435.0	WITH HYPERTENSION (BENIGN)	M	-	-	-	-	-	-	-	-	-	-	-	-	-	-	-	-	-	-	1	1
		F	-	-	-	-	-	-	-	-	-	-	-	-	-	-	-	-	-	-	-	-
436	ACUTE ILL-DEFINED CEREBROVASCULAR	M	-	-	-	-	-	-	-	-	-	-	2	4	4	14	29	41	56	61	89	300
		F	-	-	-	-	-	1	-	-	-	1	-	1	2	11	20	28	58	77	139	338
436.0	WITH HYPERTENSION (BENIGN)	M	-	-	-	-	-	-	-	-	-	-	2	-	2	3	6	10	3	3	8	37
		F	-	-	-	-	-	1	-	-	-	1	-	1	-	3	6	10	9	7	15	53
436.9	WITHOUT HYPERTENSION	M	-	-	-	-	-	-	-	-	-	-	-	4	2	11	23	31	53	58	81	263
		F	-	-	-	-	-	-	-	-	-	-	-	-	2	8	14	18	49	70	124	285
437	GENERALIZED CEREBROVASCULAR ISCHEMIA	M	-	-	-	-	-	-	-	-	-	-	-	1	1	3	6	16	24	38	61	150
		F	-	-	-	-	-	-	-	-	-	-	-	-	-	1	8	11	27	40	123	210
437.0	WITH HYPERTENSION (BENIGN)	M	-	-	-	-	-	-	-	-	-	-	-	1	-	-	-	2	4	2	3	12
		F	-	-	-	-	-	-	-	-	-	-	-	-	-	-	-	2	2	4	3	11
437.9	WITHOUT HYPERTENSION	M	-	-	-	-	-	-	-	-	-	-	-	-	1	3	6	14	20	36	58	138
		F	-	-	-	-	-	-	-	-	-	-	-	-	-	1	8	9	25	36	120	199
438	OTHER AND ILL-DEFINED CEREBROVASCULAR	M	-	-	-	-	-	-	-	-	-	-	-	-	-	-	7	1	-	4	7	19
		F	-	-	-	-	-	-	-	-	-	-	-	-	-	3	-	-	3	3	7	16
438.0	WITH HYPERTENSION (BENIGN)	M	-	-	-	-	-	-	-	-	-	-	-	-	-	-	-	-	-	-	-	-
		F	-	-	-	-	-	-	-	-	-	-	-	-	-	1	-	-	-	-	-	1
438.9	WITHOUT HYPERTENSION	M	-	-	-	-	-	-	-	-	-	-	-	-	-	-	7	1	-	4	7	19
		F	-	-	-	-	-	-	-	-	-	-	-	-	-	2	-	-	3	3	7	15
TOTAL	CEREBROVASCULAR DISEASE (430-438)	M	-	-	-	-	2	-	3	1	3	6	12	17	24	49	80	103	144	165	214	823
		F	1	-	-	-	-	2	3	2	5	8	8	18	16	50	55	79	140	208	413	1008
	DISEASES OF ARTERIES, ARTERIOLES AND CAPILLARIES (440-448)																					
440	ARTERIOSCLEROSIS	M	-	-	-	-	-	-	-	-	-	-	-	-	2	2	5	15	17	35	91	167
		F	-	-	-	-	-	-	-	-	-	-	1	-	-	1	1	8	14	29	131	185
440.0	OF AORTA	M	-	-	-	-	-	-	-	-	-	-	-	-	-	-	-	-	-	-	-	-
		F	-	-	-	-	-	-	-	-	-	-	-	-	-	-	-	-	-	1	-	1
440.1	OF RENAL ARTERY	M	-	-	-	-	-	-	-	-	-	-	-	-	-	-	-	-	-	-	1	1
		F	-	-	-	-	-	-	-	-	-	-	1	-	-	-	-	-	-	-	-	1
440.2	OF ARTERIES OF THE EXTREMITIES	M	-	-	-	-	-	-	-	-	-	-	-	-	-	-	-	1	-	-	1	2
		F	-	-	-	-	-	-	-	-	-	-	-	-	-	1	-	-	-	-	-	1
440.3	OF OTHER SPECIFIED ARTERIES	M	-	-	-	-	-	-	-	-	-	-	-	-	-	-	-	-	-	-	-	-
		F	-	-	-	-	-	-	-	-	-	-	-	-	-	-	-	-	-	1	-	1
440.9	GENERALIZED AND UNSPECIFIED	M	-	-	-	-	-	-	-	-	-	-	-	-	2	2	5	14	17	35	89	164
		F	-	-	-	-	-	-	-	-	-	-	-	-	-	-	1	8	14	27	131	181
441	AORTIC ANEURYSM (NONSYPHILITIC)	M	-	-	-	-	-	-	-	1	-	-	1	3	7	23	31	26	24	15	26	157
		F	-	-	-	-	-	-	-	-	-	-	-	5	4	5	5	13	17	10	17	76
441.0	DISSECTING	M	-	-	-	-	-	-	-	1	-	-	-	1	1	2	8	6	4	-	2	25
		F	-	-	-	-	-	-	-	-	-	-	-	2	4	3	4	4	3	1	2	23
441.1	THORACIC	M	-	-	-	-	-	-	-	-	-	-	-	-	1	1	4	2	2	1	-	11

NOTE—Cause of death adjustments resulting from medical coder's queries are not reflected in this table. *See* Introduction.

DEATHS BY CAUSE, SEX, AND AGE, ACCORDING TO THE DETAILED LIST, BRITISH COLUMBIA, 1977

Age-Group (Years)

INT. LIST.	C A U S E		00 -01	01 -04	05 -09	10 -14	15 -19	20 -24	25 -29	30 -34	35 -39	40 -44	45 -49	50 -54	55 -59	60 -64	65 -69	70 -74	75 -79	80 -84	85+	TOTAL
		F	-	-	-	-	-	-	-	-	-	-	-	1	-	-	1	2	-	2	1	7
441.2	ABDOMINAL	M	-	-	-	-	-	-	-	-	-	-	1	1	2	15	12	16	14	7	16	84
		F	-	-	-	-	-	-	-	-	-	-	-	1	-	2	-	7	7	2	7	26
441.9	UNSPECIFIED	M	-	-	-	-	-	-	-	-	-	-	-	1	3	5	7	2	4	7	8	37
		F	-	-	-	-	-	-	-	-	-	-	-	1	-	-	-	-	7	5	7	20
442	OTHER ANEURYSM	M	-	-	-	-	-	-	-	-	-	-	-	-	2	-	-	-	-	1	2	5
		F	-	-	-	-	-	-	-	-	-	-	-	-	-	2	-	-	-	-	-	2
443	OTHER PERIPHERAL VASCULAR DISEASE	M	-	-	-	-	-	-	-	-	-	-	-	-	-	1	-	1	1	1	2	6
		F	-	-	-	-	-	-	-	-	-	-	-	-	-	1	-	-	-	2	1	4
443.9	UNSPECIFIED	M	-	-	-	-	-	-	-	-	-	-	-	-	-	1	-	1	1	1	2	6
		F	-	-	-	-	-	-	-	-	-	-	-	-	-	1	-	-	-	2	1	4
444	ARTERIAL EMBOLISM AND THROMBOSIS	M	-	-	-	-	-	-	-	-	-	1	-	1	2	4	1	8	8	4	7	36
		F	-	-	-	-	-	-	-	-	-	-	2	-	1	5	1	3	4	8	4	28
444.0	OF ADBOMINAL AORTA	M	-	-	-	-	-	-	-	-	-	-	-	-	-	-	-	1	-	-	-	1
		F	-	-	-	-	-	-	-	-	-	-	-	-	-	-	-	1	-	2	-	3
444.1	OF OTHER AORTA	M	-	-	-	-	-	-	-	-	-	-	-	-	-	1	-	-	1	-	-	2
		F	-	-	-	-	-	-	-	-	-	-	-	-	1	-	-	-	-	-	-	1
444.2	OF MESENTERIC ARTERY	M	-	-	-	-	-	-	-	-	-	1	-	1	2	3	-	4	5	3	5	24
		F	-	-	-	-	-	-	-	-	-	-	1	-	-	3	1	2	4	6	1	18
444.4	OF ARTERIES OF THE EXTREMITIES	M	-	-	-	-	-	-	-	-	-	-	-	-	-	-	1	3	1	1	2	8
		F	-	-	-	-	-	-	-	-	-	-	1	-	-	2	-	-	-	-	2	5
444.9	OF OTHER AND UNSPECIFIED ARTERIES	M	-	-	-	-	-	-	-	-	-	-	-	-	-	-	-	-	1	-	-	1
		F	-	-	-	-	-	-	-	-	-	-	-	-	-	-	-	-	-	-	1	1
445	GANGRENE	M	-	-	-	-	-	-	-	-	-	-	-	-	-	-	2	2	5	4	4	17
		F	-	-	-	-	-	-	-	-	-	-	-	-	-	-	-	-	2	2	6	10
445.0	ARTERIOSCLEROTIC GANGRENE	M	-	-	-	-	-	-	-	-	-	-	-	-	-	-	2	2	4	4	3	15
		F	-	-	-	-	-	-	-	-	-	-	-	-	-	-	-	-	2	2	5	9
445.9	GANGRENE NEC	M	-	-	-	-	-	-	-	-	-	-	-	-	-	-	-	-	1	-	1	2
		F	-	-	-	-	-	-	-	-	-	-	-	-	-	-	-	-	-	-	1	1
446	POLYARTERITIS NODOSA AND OTHER	M	-	-	-	-	-	-	-	-	-	-	-	-	-	-	1	-	-	2	-	3
		F	-	-	1	-	-	-	-	-	-	1	-	-	-	-	-	-	-	-	-	2
446.0	POLYARTERITIS NODOSA	M	-	-	-	-	-	-	-	-	-	-	-	-	-	-	1	-	-	-	-	1
		F	-	-	-	-	-	-	-	-	-	-	-	-	-	-	-	-	-	-	-	-
446.2	OTHER HYPERSENSITIVITY ANGIITIS	M	-	-	-	-	-	-	-	-	-	-	-	-	-	-	-	-	-	1	-	1
		F	-	-	-	-	-	-	-	-	-	-	-	-	-	-	-	-	-	-	-	-
446.4	CRANIAL ARTERITIS	M	-	-	-	-	-	-	-	-	-	-	-	-	-	-	-	-	-	1	-	1
		F	-	-	-	-	-	-	-	-	-	-	-	-	-	-	-	-	-	-	-	-
446.9	OTHER	M	-	-	-	-	-	-	-	-	-	-	-	-	-	-	-	-	-	-	-	-
		F	-	-	1	-	-	-	-	-	-	1	-	-	-	-	-	-	-	-	-	2
447	OTHER DISEASES, ARTERIES AND ARTERIOLES	M	-	-	-	-	-	-	-	-	-	-	-	1	-	-	1	-	-	-	1	3
		F	-	-	-	-	-	-	-	1	-	-	-	-	-	-	-	-	-	2	-	3
448	DISEASES OF CAPILLARIES	M	-	-	-	-	-	-	-	-	-	1	-	-	-	-	-	-	-	-	-	1
		F	-	-	-	-	-	-	-	-	-	-	-	-	-	-	-	-	-	-	-	-
TOTAL	DISEASES OF ARTERIES, ARTERIOLES, AND CAPILLARIES (440-448)	M	-	-	-	-	-	-	-	1	-	2	1	5	13	30	41	52	55	62	133	395
		F	-	-	1	-	-	-	-	1	-	1	3	5	5	14	7	24	37	53	159	310
	DISEASES, VEINS, LYMPHATICS; OTHER DISEASES OF CIRCULATORY SYSTEM (450-458)																					
450	PULMONARY EMBOLISM AND INFARCTION	M	-	-	-	-	-	-	2	-	-	-	1	1	-	3	2	3	3	3	2	20
		F	-	-	-	-	-	-	-	-	-	-	1	-	2	1	1	-	3	2	1	11
451	PHLEBITIS AND THROMBOPHLEBITIS	M	-	-	-	-	-	-	-	-	-	-	-	1	1	3	2	2	-	-	3	12
		F	-	-	-	-	-	-	-	-	-	-	-	1	1	-	3	1	1	-	3	10
451.0	OF LOWER EXTREMITIES	M	-	-	-	-	-	-	-	-	-	-	-	1	-	1	2	1	-	-	2	7

DEATHS BY CAUSE, SEX, AND AGE, ACCORDING TO THE DETAILED LIST, BRITISH COLUMBIA, 1977

Age-Group (Years)

INT. LIST.	CAUSE		00 -01	01 -04	05 -09	10 -14	15 -19	20 -24	25 -29	30 -34	35 -39	40 -44	45 -49	50 -54	55 -59	60 -64	65 -69	70 -74	75 -79	80 -84	85+	TOTAL
		F	-	-	-	-	-	-	-	-	-	-	-	1	1	-	-	-	1	-	2	5
451.9	OF OTHER AND UNSPECIFIED SITES	M	-	-	-	-	-	-	-	-	-	-	-	-	1	2	-	1	-	-	1	5
		F	-	-	-	-	-	-	-	-	-	-	-	-	-	-	3	1	-	-	1	5
453	OTHER VENOUS EMBOLISM AND THROMBOSIS	M	-	-	-	-	-	-	-	-	-	-	-	2	-	1	2	3	2	4	3	17
		F	-	-	-	-	-	-	-	1	-	-	-	-	1	-	-	2	3	1	3	11
454	VARICOSE VEINS OF LOWER EXTREMITIES	M	-	-	-	-	-	-	-	-	-	-	-	-	-	-	-	-	-	-	-	-
		F	-	-	-	-	-	-	-	-	-	-	-	-	-	-	-	-	1	-	-	1
454.0	WITH ULCER	M	-	-	-	-	-	-	-	-	-	-	-	-	-	-	-	-	-	-	-	-
		F	-	-	-	-	-	-	-	-	-	-	-	-	-	-	-	-	1	-	-	1
456	VARICOSE VEINS OF OTHER SITES	M	-	-	-	-	-	-	-	-	-	-	-	-	-	-	-	-	-	-	-	-
		F	-	-	-	-	-	-	-	-	-	-	-	-	-	1	-	-	-	-	-	1
456.0	OF ESOPHAGUS	M	-	-	-	-	-	-	-	-	-	-	-	-	-	-	-	-	-	-	-	-
		F	-	-	-	-	-	-	-	-	-	-	-	-	-	1	-	-	-	-	-	1
458	OTHER DISEASES OF CIRCULATORY SYSTEM	M	1	-	-	-	-	-	-	-	-	-	-	-	-	1	-	-	-	-	-	2
		F	-	-	-	-	-	-	-	-	-	-	-	-	-	-	-	-	-	-	1	1
458.0	HYPOTENSION	M	1	-	-	-	-	-	-	-	-	-	-	-	-	-	-	-	-	-	-	1
		F	-	-	-	-	-	-	-	-	-	-	-	-	-	-	-	-	-	-	-	-
458.9	OHTER AND UNSPECIFIED	M	-	-	-	-	-	-	-	-	-	-	-	-	-	1	-	-	-	-	-	1
		F	-	-	-	-	-	-	-	-	-	-	-	-	-	-	-	-	-	-	1	1
TOTAL	DISEASES OF VEINS, LYMPHATICS; OTHER OF CIRCULATORY SYSTEM (450-458)	M	1	-	-	-	-	-	2	-	-	-	1	4	1	8	6	8	5	7	8	51
		F	-	-	-	-	-	-	-	1	-	-	1	1	4	2	4	3	8	3	8	35
TOTAL	DISEASES OF THE CIRCULATORY SYSTEM (390-458)	M	2	-	-	-	4	2	8	10	32	63	107	188	299	460	595	704	723	681	1050	4928
		F	3	-	1	-	1	2	6	10	13	15	38	82	98	190	249	363	585	725	1461	3842
	VIII. DISEASES OF THE RESPIRATORY SYSTEM (460-519)																					
	ACUTE RESPIRATORY INFECTIONS, EXCEPT INFLUENZA (460-466)																					
464	ACUTE LARYNGITIS AND TRACHEITIS	M	1	1	-	-	-	-	-	-	-	-	-	-	-	-	-	-	-	-	-	2
		F	-	-	-	-	-	-	-	-	-	-	-	-	-	-	-	-	-	-	-	-
465	UPPER RESPIRATORY INFECTION	M	-	-	-	-	-	-	-	-	-	-	-	-	-	-	-	-	1	1	-	2
		F	-	-	-	-	-	-	-	-	-	-	-	-	-	-	-	-	-	2	-	2
466	ACUTE BRONCHITIS AND BRONCHIOLITIS	M	3	-	-	-	-	-	-	-	1	-	-	-	-	-	1	-	-	1	2	8
		F	1	-	-	-	-	-	-	-	-	-	-	-	-	-	1	-	-	-	1	3
TOTAL	ACUTE RESPIRATORY INFECTIONS (460-466)	M	4	1	-	-	-	-	-	-	1	-	-	-	-	-	1	-	1	2	2	12
		F	1	-	-	-	-	-	-	-	-	-	-	-	-	-	1	-	-	2	1	5
	INFLUENZA (470-474)																					
470	INFLUENZA, UNQUALIFIED	M	-	-	-	-	-	-	-	-	-	-	-	-	-	-	-	-	4	2	4	10
		F	-	-	-	-	-	-	1	-	-	-	-	-	-	1	-	2	2	1	4	11
471	INFLUENZA WITH PNEUMONIA	M	-	-	-	-	-	1	-	-	-	-	-	-	-	-	-	-	-	3	3	7
		F	-	-	-	-	-	-	-	-	-	-	-	1	-	-	-	-	-	3	6	10
472	INFLUENZA WITH OTHER RESPIRATORY	M	-	-	-	-	-	-	-	-	-	-	-	-	-	-	-	-	-	-	-	-
		F	-	-	-	-	-	-	-	-	-	-	-	-	-	-	-	-	-	1	1	2
473	INFLUENZA WITH DIGESTIVE MANIFESTATIONS	M	1	-	-	-	-	-	-	-	-	-	-	-	-	-	-	-	-	-	-	1
		F	-	-	-	-	-	-	-	-	-	-	-	-	-	-	-	-	-	-	-	-
TOTAL	INFLUENZA (470-474)	M	1	-	-	-	-	1	-	-	-	-	-	-	-	-	-	-	4	5	7	18
		F	-	-	-	-	-	-	1	-	-	-	-	1	-	1	-	2	2	5	11	23
	PNEUMONIA (480-486)																					
480	VIRAL PNEUMONIA	M	2	-	1	-	-	-	-	-	-	1	-	1	-	1	-	-	-	-	-	6
		F	3	-	-	-	-	-	-	1	-	-	1	1	-	1	-	-	-	-	-	7
481	PNEUMOCOCCAL PNEUMONIA	M	-	-	-	-	-	-	-	-	-	1	3	-	3	4	1	1	-	3	4	20
		F	-	-	-	-	-	-	-	1	-	2	-	1	-	1	1	-	1	-	2	9
482	OTHER BACTERIAL PNEUMONIA	M	-	-	-	-	-	-	-	-	-	-	-	-	-	-	-	-	-	2	1	3

DEATHS BY CAUSE, SEX, AND AGE, ACCORDING TO THE DETAILED LIST, BRITISH COLUMBIA, 1977

Age-Group (Years)

INT. LIST.	CAUSE		00 -01	01 -04	05 -09	10 -14	15 -19	20 -24	25 -29	30 -34	35 -39	40 -44	45 -49	50 -54	55 -59	60 -64	65 -69	70 -74	75 -79	80 -84	85+	TOTAL
		F	-	-	-	-	-	-	-	-	-	-	1	-	-	-	-	-	-	2	-	3
482.0	FRIEDLANDER'S BACILLUS	M	-	-	-	-	-	-	-	-	-	-	-	-	-	-	-	-	-	-	1	1
		F	-	-	-	-	-	-	-	-	-	-	1	-	-	-	-	-	-	1	-	2
482.3	STAPHYLOCOCCUS	M	-	-	-	-	-	-	-	-	-	-	-	-	-	-	-	-	-	2	-	2
		F	-	-	-	-	-	-	-	-	-	-	-	-	-	-	-	-	-	-	-	-
482.9	OTHER	M	-	-	-	-	-	-	-	-	-	-	-	-	-	-	-	-	-	-	-	-
		F	-	-	-	-	-	-	-	-	-	-	-	-	-	-	-	-	-	1	-	1
484	ACUTE INTERSTITIAL PNEUMONIA	M	3	-	-	-	-	-	-	-	-	-	-	-	-	-	-	-	-	-	-	3
		F	-	-	-	-	-	-	-	-	-	-	-	-	-	-	-	-	-	-	-	-
485	BRONCHOPNEUMONIA, UNSPECIFIED	M	1	-	1	-	-	-	1	-	1	-	2	4	5	8	6	14	10	20	31	104
		F	-	-	-	-	-	-	1	-	-	-	-	2	1	1	4	3	8	16	43	79
486	PNEUMONIA, UNSPECIFIED	M	3	-	-	1	1	-	-	1	1	1	-	-	2	3	2	8	12	9	32	76
		F	2	-	-	1	-	-	-	-	-	-	-	-	-	2	5	4	6	11	29	60
TOTAL	PNEUMONIA (480-486)	M	9	-	2	1	1	-	1	1	2	3	5	5	10	16	9	23	22	34	68	212
		F	5	-	-	1	-	-	1	2	-	2	2	4	1	5	10	7	15	29	74	158
	BRONCHITIS, EMPYSEMA, AND ASTHMA (490-493)																					
490	BRONCHITIS, UNQUALIFIED	M	-	-	-	-	-	-	-	-	-	1	-	-	-	-	1	-	1	2	-	5
		F	-	1	-	-	-	-	-	-	-	-	-	-	-	-	-	1	-	-	3	5
491	CHRONIC BRONCHITIS	M	-	-	-	-	1	-	-	-	1	-	2	1	10	12	22	35	24	31	26	165
		F	-	-	-	-	-	-	-	-	-	-	3	2	3	4	10	5	9	3	6	45
492	EMPHYSEMA	M	-	-	-	1	1	-	-	-	-	1	5	4	4	7	25	23	30	20	19	140
		F	1	-	-	-	-	-	-	-	-	-	2	3	5	2	6	3	2	5	5	34
493	ASTHMA	M	-	-	-	-	2	-	-	-	-	3	1	4	-	1	1	2	-	1	-	15
		F	-	-	-	-	1	-	-	-	-	1	-	-	1	1	-	1	-	5	2	12
TOTAL	BRONCHITIS, EMPHYSEMA, AND ASTHMA (490-493)	M	-	-	-	1	4	-	-	-	1	5	8	9	14	20	49	60	55	54	45	325
		F	1	1	-	-	1	-	-	-	-	1	5	5	9	7	16	10	11	13	16	96
	OTHER DISEASES OF UPPER RESPIRATORY TRACT (500-508)																					
503	CHRONIC SINUSITIS	M	-	-	-	-	-	-	-	-	-	-	-	-	-	-	-	-	-	-	-	-
		F	-	-	-	-	-	-	-	-	-	-	-	-	-	1	-	-	-	-	-	1
503.9	SINUSITIS, OTHER AND UNSPECIFIED	M	-	-	-	-	-	-	-	-	-	-	-	-	-	-	-	-	-	-	-	-
		F	-	-	-	-	-	-	-	-	-	-	-	-	-	1	-	-	-	-	-	1
508	OTHER DISEASES OF UPPER RESPIRATORY TRACT	M	1	-	-	-	-	1	-	-	-	-	-	-	-	-	-	1	-	-	-	3
		F	-	-	-	-	-	-	-	-	-	-	-	-	-	-	-	-	1	1	-	2
508.0	PARALYSIS, VOCAL CORDS OR LARYNX	M	-	-	-	-	-	-	-	-	-	-	-	-	-	-	-	-	-	-	-	-
		F	-	-	-	-	-	-	-	-	-	-	-	-	-	-	-	-	1	-	-	1
508.2	EDEMA OF LARYNX	M	1	-	-	-	-	1	-	-	-	-	-	-	-	-	-	-	-	-	-	2
		F	-	-	-	-	-	-	-	-	-	-	-	-	-	-	-	-	-	-	-	-
508.9	OTHER	M	-	-	-	-	-	-	-	-	-	-	-	-	-	-	-	1	-	-	-	1
		F	-	-	-	-	-	-	-	-	-	-	-	-	-	-	-	-	-	1	-	1
TOTAL	OTHER DISEASES OF UPPER RESPIRATORY TRACT (500-508)	M	1	-	-	-	-	1	-	-	-	-	-	-	-	-	-	1	-	-	-	3
		F	-	-	-	-	-	-	-	-	-	-	-	-	-	1	-	-	1	1	-	3
	OTHER DISEASES OF RESPIRATORY SYSTEM (510-519)																					
511	PLEURISY	M	-	-	-	-	-	-	-	-	-	-	-	1	-	-	-	-	-	-	-	1
		F	-	-	-	-	-	-	-	-	-	-	-	-	-	-	-	-	2	-	1	3
511.0	WITHOUT EFFUSION OR TUBERCULOSIS	M	-	-	-	-	-	-	-	-	-	-	-	1	-	-	-	-	-	-	-	1
		F	-	-	-	-	-	-	-	-	-	-	-	-	-	-	-	-	-	-	-	-
511.2	OTHER SPECIFIED FORMS OF EFFUSION, EXCEPT TUBERCULOSIS	M	-	-	-	-	-	-	-	-	-	-	-	-	-	-	-	-	-	-	-	-
		F	-	-	-	-	-	-	-	-	-	-	-	-	-	-	-	-	2	-	1	3
512	SPONTANEOUS PNEUMOTHORAX	M	-	-	-	-	-	-	-	-	-	-	-	-	-	-	-	-	-	-	-	-
		F	1	-	-	-	-	-	-	-	-	-	-	-	-	-	-	-	-	1	-	2

DEATHS BY CAUSE, SEX, AND AGE, ACCORDING TO THE DETAILED LIST, BRITISH COLUMBIA, 1977

Age-Group (Years)

INT. LIST.	C A U S E		00 -01	01 -04	05 -09	10 -14	15 -19	20 -24	25 -29	30 -34	35 -39	40 -44	45 -49	50 -54	55 -59	60 -64	65 -69	70 -74	75 -79	80 -84	85+	TOTAL
513	ABSCESS OF LUNG	M	-	-	-	-	-	-	-	-	-	-	-	-	-	1	-	-	-	-	-	1
		F	-	-	-	-	-	-	-	-	-	-	-	-	-	-	-	-	-	-	-	-
514	PULMONARY CONGESTION AND HYPOSTASIS	M	-	-	-	-	-	-	-	-	-	-	-	1	-	2	-	-	-	-	2	5
		F	1	-	-	-	-	-	-	1	-	-	-	-	-	1	-	-	-	-	6	9
515	PNEUMOCONIOSIS, SILICA AND SILICATES	M	-	-	-	-	-	-	-	-	-	-	-	-	1	2	1	1	1	1	-	7
		F	-	-	-	-	-	-	-	-	-	-	-	-	-	-	-	-	-	-	-	-
515.0	SILICOSIS	M	-	-	-	-	-	-	-	-	-	-	-	-	-	2	1	1	1	1	-	6
		F	-	-	-	-	-	-	-	-	-	-	-	-	-	-	-	-	-	-	-	-
515.1	ANTHRACOSILICOSIS	M	-	-	-	-	-	-	-	-	-	-	-	-	1	-	-	-	-	-	-	1
		F	-	-	-	-	-	-	-	-	-	-	-	-	-	-	-	-	-	-	-	-
517	OTHER CHRONIC INTERSTITIAL PNEUMONIA	M	-	-	-	-	-	-	-	-	-	-	-	2	-	3	3	4	4	8	4	28
		F	-	-	-	-	-	-	-	-	1	-	-	-	1	-	-	4	3	2	1	12
518	BRONCHIECTASIS	M	-	-	-	-	-	-	1	-	-	-	-	-	2	1	2	-	1	1	2	10
		F	-	-	-	-	-	-	-	-	-	1	-	-	1	1	1	1	-	-	-	5
519	OTHER DISEASES OF RESPIRATORY SYSTEM	M	5	-	-	-	-	-	-	-	-	-	-	2	4	5	16	18	13	15	13	91
		F	3	1	-	-	1	-	-	-	-	2	1	2	3	3	3	10	4	8	4	45
519.0	PULMONARY COLLAPSE	M	2	-	-	-	-	-	-	-	-	-	-	-	-	-	-	-	-	-	-	2
		F	-	-	-	-	-	-	-	-	-	-	-	-	-	-	-	-	-	1	-	1
519.1	ACUTE EDEMA OF LUNG	M	-	-	-	-	-	-	-	-	-	-	-	-	-	-	-	-	-	-	-	-
		F	2	1	-	-	-	-	-	-	-	-	-	-	-	-	-	-	-	-	-	3
519.2	OTHER DISEASES OF LUNG	M	3	-	-	-	-	-	-	-	-	-	-	-	1	1	1	-	1	-	4	11
		F	1	-	-	-	1	-	-	-	-	-	-	-	2	-	-	1	-	2	-	7
519.3	CHRONIC OBSTRUCTIVE LUNG DISEASE	M	-	-	-	-	-	-	-	-	-	-	-	2	3	4	15	18	12	15	7	76
		F	-	-	-	-	-	-	-	-	-	2	1	2	1	3	2	9	3	4	4	31
519.9	OTHER	M	-	-	-	-	-	-	-	-	-	-	-	-	-	-	-	-	-	-	2	2
		F	-	-	-	-	-	-	-	-	-	-	-	-	-	-	1	-	1	1	-	3
TOTAL	OTHER DISEASES OF RESPIRATORY SYSTEM (510-519)	M	5	-	-	-	-	-	1	-	-	-	-	6	7	14	22	23	19	25	21	143
		F	5	1	-	-	1	-	-	1	1	3	1	2	5	5	4	15	9	11	12	76
TOTAL	DISEASES OF THE RESPIRATORY SYSTEM (460-519)	M	20	1	2	2	5	2	2	1	4	8	13	20	31	50	81	107	101	120	143	713
		F	12	2	-	1	2	-	2	3	1	6	8	12	25	19	31	34	38	61	114	361
	IX. DISEASES OF THE DIGESTIVE SYSTEM (520-577)																					
	DISEASES OF ESOPHAGUS, STOMACH, AND DUODENUM (530-537)																					
530	DISEASES OF ESOPHAGUS	M	-	-	-	-	-	-	-	-	-	1	-	-	-	1	-	1	3	1	2	9
		F	-	-	-	-	-	-	-	-	-	-	-	-	-	1	-	-	3	-	2	6
530.1	INFLAMMATORY DISEASES	M	-	-	-	-	-	-	-	-	-	1	-	-	-	1	-	1	1	-	1	5
		F	-	-	-	-	-	-	-	-	-	-	-	-	-	-	-	-	1	-	-	1
530.2	DIVERTICULUM, ACQUIRED	M	-	-	-	-	-	-	-	-	-	-	-	-	-	-	-	-	-	-	-	-
		F	-	-	-	-	-	-	-	-	-	-	-	-	-	-	-	-	1	-	-	1
530.3	OBSTRUCTION	M	-	-	-	-	-	-	-	-	-	-	-	-	-	-	-	-	2	1	1	4
		F	-	-	-	-	-	-	-	-	-	-	-	-	-	-	-	-	-	-	2	2
530.9	OTHER	M	-	-	-	-	-	-	-	-	-	-	-	-	-	-	-	-	-	-	-	-
		F	-	-	-	-	-	-	-	-	-	-	-	-	-	1	-	-	1	-	-	2
531	ULCER OF STOMACH	M	-	-	-	-	-	-	1	-	-	-	-	1	1	-	2	3	4	3	4	19
		F	-	-	-	-	-	-	-	-	-	-	-	-	-	2	3	3	4	6	6	24
531.0	WITH HEMMORRHAGE ONLY	M	-	-	-	-	-	-	-	-	-	-	-	1	1	-	2	-	2	2	2	10
		F	-	-	-	-	-	-	-	-	-	-	-	-	-	-	1	3	2	5	4	15
531.1	WITH PERFORATION ONLY	M	-	-	-	-	-	-	1	-	-	-	-	-	-	-	-	1	1	1	1	5
		F	-	-	-	-	-	-	-	-	-	-	-	-	-	-	2	-	1	1	2	6
531.2	WITH HEMORRHAGE AND PERFORATION	M	-	-	-	-	-	-	-	-	-	-	-	-	-	-	-	-	1	-	-	1
		F	-	-	-	-	-	-	-	-	-	-	-	-	-	1	-	-	-	-	-	1
531.9	OTHER AND UNSPECIFIED	M	-	-	-	-	-	-	-	-	-	-	-	-	-	-	-	2	-	-	1	3

DEATHS BY CAUSE, SEX, AND AGE, ACCORDING TO THE DETAILED LIST, BRITISH COLUMBIA, 1977

Age-Group (Years)

INT. LIST.	CAUSE		00 -01	01 -04	05 -09	10 -14	15 -19	20 -24	25 -29	30 -34	35 -39	40 -44	45 -49	50 -54	55 -59	60 -64	65 -69	70 -74	75 -79	80 -84	85+	TOTAL
		F	-	-	-	-	-	-	-	-	-	-	-	-	-	1	-	-	1	-	-	2
532	ULCER OF DUODENUM	M	-	-	-	1	-	-	-	-	-	-	1	4	-	2	3	2	4	5	5	27
		F	-	-	-	-	-	-	-	-	-	-	-	-	-	1	1	1	-	3	3	9
532.0	WITH HEMORRHAGE ONLY	M	-	-	-	1	-	-	-	-	-	-	1	2	-	1	3	1	-	3	3	15
		F	-	-	-	-	-	-	-	-	-	-	-	-	-	1	-	-	-	2	-	3
532.1	WITH PERFORATION ONLY	M	-	-	-	-	-	-	-	-	-	-	-	2	-	1	-	1	4	1	-	9
		F	-	-	-	-	-	-	-	-	-	-	-	-	-	-	1	1	-	1	1	4
532.2	WITH HEMORRHAGE AND PERFORATION	M	-	-	-	-	-	-	-	-	-	-	-	-	-	-	-	-	-	1	2	3
		F	-	-	-	-	-	-	-	-	-	-	-	-	-	-	-	-	-	-	-	-
532.9	OTHER AND UNSPECIFIED	M	-	-	-	-	-	-	-	-	-	-	-	-	-	-	-	-	-	-	-	-
		F	-	-	-	-	-	-	-	-	-	-	-	-	-	-	-	-	-	-	2	2
533	PEPTIC ULCER, SITE UNSPECIFIED	M	-	-	-	-	-	-	-	-	-	-	-	-	-	1	1	1	-	-	4	7
		F	-	-	-	-	-	-	-	-	-	-	-	-	-	-	-	-	-	-	3	3
533.0	WITH PERFORATION	M	-	-	-	-	-	-	-	-	-	-	-	-	-	1	1	-	-	-	-	2
		F	-	-	-	-	-	-	-	-	-	-	-	-	-	-	-	-	-	-	-	-
533.9	WITHOUT MENTION OF PERFORATION	M	-	-	-	-	-	-	-	-	-	-	-	-	-	-	-	1	-	-	4	5
		F	-	-	-	-	-	-	-	-	-	-	-	-	-	-	-	-	-	-	3	3
534	GASTROJEJUNAL ULCER	M	-	-	-	-	-	-	-	-	-	-	-	-	-	-	-	-	-	-	-	-
		F	-	-	-	-	-	-	-	-	-	-	-	-	-	-	1	-	-	-	1	2
534.0	WITH HEMORRHAGE ONLY	M	-	-	-	-	-	-	-	-	-	-	-	-	-	-	-	-	-	-	-	-
		F	-	-	-	-	-	-	-	-	-	-	-	-	-	-	1	-	-	-	1	2
535	GASTRITIS AND DUODENITIS	M	1	1	-	-	-	-	-	-	-	-	-	-	-	1	-	-	-	-	1	4
		F	-	-	-	-	-	-	-	-	-	-	-	-	-	1	-	-	-	1	-	2
537	OTHER DISEASES, STOMACH AND DUODENUM	M	-	-	-	-	-	-	-	-	-	-	1	-	1	2	-	-	-	-	-	4
		F	-	-	-	-	-	-	-	-	-	-	-	-	-	-	1	-	-	-	-	1
537.0	PYLORIC STENOSES, ACQUIRED	M	-	-	-	-	-	-	-	-	-	-	-	-	-	1	-	-	-	-	-	1
		F	-	-	-	-	-	-	-	-	-	-	-	-	-	-	1	-	-	-	-	1
537.9	OTHER AND UNSPECIFIED	M	-	-	-	-	-	-	-	-	-	-	1	-	1	1	-	-	-	-	-	3
		F	-	-	-	-	-	-	-	-	-	-	-	-	-	-	-	-	-	-	-	-
TOTAL	DISEASES OF ESOPHAGUS, STOMACH, AND DUODENUM (530-537)	M	1	1	-	1	-	-	1	-	-	1	2	5	2	7	6	7	11	9	16	70
		F	-	-	-	-	-	-	-	-	-	-	-	-	-	5	6	4	7	10	15	47
	APPENDICITIS (540-543)																					
540	ACUTE APPENDICITIS	M	-	-	-	-	1	1	-	-	-	-	1	-	-	3	-	1	1	-	-	8
		F	-	-	-	-	-	-	-	-	-	-	-	-	-	-	-	-	-	-	1	1
540.0	WITH PERITONITIS	M	-	-	-	-	1	1	-	-	-	-	1	-	-	3	-	1	1	-	-	8
		F	-	-	-	-	-	-	-	-	-	-	-	-	-	-	-	-	-	-	1	1
TOTAL	APPENDICITIS (540-543)	M	-	-	-	-	1	1	-	-	-	-	1	-	-	3	-	1	1	-	-	8
		F	-	-	-	-	-	-	-	-	-	-	-	-	-	-	-	-	-	-	1	1
	HERNIA OF ABDOMINAL CAVITY (550-553)																					
550	INGUINAL, WITHOUT OBSTRUCTION	M	1	-	-	-	-	-	-	-	-	-	-	-	-	-	1	1	-	-	-	3
		F	-	-	-	-	-	-	-	-	-	-	-	-	-	-	-	-	-	-	-	-
551	OTHER ABDOMINALES, WITHOUT OBSTRUCTION	M	-	-	-	-	-	-	-	-	-	-	-	-	-	-	-	2	1	1	2	6
		F	-	-	-	-	1	-	-	-	-	-	-	1	-	-	2	-	-	1	1	6
551.3	DIAPHRAGMATIC	M	-	-	-	-	-	-	-	-	-	-	-	-	-	-	-	1	1	1	2	5
		F	-	-	-	-	-	-	-	-	-	-	-	1	-	-	2	-	-	1	1	5
551.9	OF UNSPECIFIED SITE	M	-	-	-	-	-	-	-	-	-	-	-	-	-	-	-	1	-	-	-	1
		F	-	-	-	-	1	-	-	-	-	-	-	-	-	-	-	-	-	-	-	1
552	INGUINAL HERNIA WITH OBSTRUCTION	M	-	-	-	-	-	-	-	-	-	-	-	1	-	1	-	-	-	-	-	2
		F	-	-	-	-	-	-	-	-	-	-	-	-	-	-	-	-	-	1	-	1
553	OTHER, WITH OBSTRUCTION	M	-	-	-	-	-	-	-	-	-	-	-	-	-	-	1	1	-	-	-	2
		F	-	-	-	-	-	-	-	-	-	-	-	1	-	-	-	1	1	-	2	5

DEATHS BY CAUSE, SEX, AND AGE, ACCORDING TO THE DETAILED LIST, BRITISH COLUMBIA, 1977

Age-Group (Years)

INT. LIST.	CAUSE		00 -01	01 -04	05 -09	10 -14	15 -19	20 -24	25 -29	30 -34	35 -39	40 -44	45 -49	50 -54	55 -59	60 -64	65 -69	70 -74	75 -79	80 -84	85+	TOTAL
553.0	FEMORAL	M	-	-	-	-	-	-	-	-	-	-	-	-	-	-	1	-	-	-	-	1
		F	-	-	-	-	-	-	-	-	-	-	-	-	-	-	-	-	1	-	1	2
553.8	OF OTHER SPECIFIED SITE	M	-	-	-	-	-	-	-	-	-	-	-	-	-	-	-	1	-	-	-	1
		F	-	-	-	-	-	-	-	-	-	-	-	1	-	-	-	1	-	-	1	3
TOTAL	HERNIA OF ABDOMINAL CAVITY (550-553)	M	1	-	-	-	-	-	-	-	-	-	-	1	-	1	2	4	1	1	2	13
		F	-	-	-	-	1	-	-	-	-	-	-	2	-	-	2	1	1	2	3	12
	OTHER DISEASES OF INTESTINE AND PERITONEUM (560-569)																					
560	INTESTINAL OBSTRUCTION WITHOUT HERNIA	M	-	-	-	-	-	-	-	-	-	-	-	-	2	3	2	1	4	2	2	16
		F	1	-	-	-	-	-	-	-	-	2	-	-	-	-	5	3	2	6	9	28
560.0	INTUSSUSCEPTION	M	-	-	-	-	-	-	-	-	-	-	-	-	1	-	-	-	-	-	-	1
		F	-	-	-	-	-	-	-	-	-	-	-	-	-	-	-	-	-	-	-	-
560.1	PARALYTIC ILEUS	M	-	-	-	-	-	-	-	-	-	-	-	-	-	-	-	-	-	-	-	-
		F	-	-	-	-	-	-	-	-	-	-	-	-	-	-	-	-	-	-	1	1
560.2	VOLVULUS	M	-	-	-	-	-	-	-	-	-	-	-	-	-	1	-	1	-	-	1	3
		F	1	-	-	-	-	-	-	-	-	1	-	-	-	-	1	2	-	2	1	8
560.4	ADHESIONS WITH OBSTRUCTION	M	-	-	-	-	-	-	-	-	-	-	-	-	1	-	1	-	1	2	1	6
		F	-	-	-	-	-	-	-	-	-	-	-	-	-	-	2	-	1	-	2	5
560.9	OTHER AND UNSPECIFIED	M	-	-	-	-	-	-	-	-	-	-	-	-	-	2	1	-	3	-	-	6
		F	-	-	-	-	-	-	-	-	-	1	-	-	-	-	2	1	1	4	5	14
562	DIVERTICULA OF INTESTINE	M	-	-	-	-	-	-	-	-	-	-	1	1	1	-	-	2	1	2	2	10
		F	-	-	-	-	-	-	-	-	-	-	-	1	1	1	2	4	2	2	6	19
562.1	COLON	M	-	-	-	-	-	-	-	-	-	-	1	1	1	-	-	2	1	2	2	10
		F	-	-	-	-	-	-	-	-	-	-	-	1	1	1	2	4	2	2	6	19
563	CHRONIC ENTERITIS AND ULCERATIVE COLITIS	M	-	-	-	-	-	-	-	-	-	-	1	-	1	-	-	-	-	1	-	3
		F	-	-	-	-	-	-	-	-	-	-	-	-	-	1	1	-	-	-	3	5
563.0	REGIONAL ENTERITIS	M	-	-	-	-	-	-	-	-	-	-	1	-	1	-	-	-	-	-	-	2
		F	-	-	-	-	-	-	-	-	-	-	-	-	-	1	-	-	-	-	-	1
563.1	ULCERATIVE COLITIS	M	-	-	-	-	-	-	-	-	-	-	-	-	-	-	-	-	-	1	-	1
		F	-	-	-	-	-	-	-	-	-	-	-	-	-	-	1	-	-	-	1	2
563.9	OTHER	M	-	-	-	-	-	-	-	-	-	-	-	-	-	-	-	-	-	-	-	-
		F	-	-	-	-	-	-	-	-	-	-	-	-	-	-	-	-	-	-	2	2
564	FUNCTIONAL DISORDERS OF INTESTINES	M	-	-	-	-	-	-	-	-	-	-	-	-	-	-	-	-	-	-	-	-
		F	-	-	-	-	-	-	-	-	-	-	-	-	-	-	1	-	-	1	1	3
564.0	CONSTIPATION	M	-	-	-	-	-	-	-	-	-	-	-	-	-	-	-	-	-	-	-	-
		F	-	-	-	-	-	-	-	-	-	-	-	-	-	-	-	-	-	1	-	1
564.1	IRRITABLE COLON	M	-	-	-	-	-	-	-	-	-	-	-	-	-	-	-	-	-	-	-	-
		F	-	-	-	-	-	-	-	-	-	-	-	-	-	-	1	-	-	-	-	1
564.9	OTHER	M	-	-	-	-	-	-	-	-	-	-	-	-	-	-	-	-	-	-	-	-
		F	-	-	-	-	-	-	-	-	-	-	-	-	-	-	-	-	-	-	1	1
566	ABSCESS, ANAL AND RECTAL REGIONS	M	-	-	-	-	-	-	-	-	-	-	-	-	-	-	-	-	-	-	1	1
		F	-	-	-	-	-	-	-	-	-	-	-	-	-	-	-	-	-	-	1	1
567	PERITONITIS	M	-	-	-	-	-	-	-	-	-	-	-	-	-	1	-	-	-	1	-	2
		F	-	-	-	-	-	-	-	-	-	-	-	-	-	-	-	-	1	-	-	1
567.0	WITH ABCESS	M	-	-	-	-	-	-	-	-	-	-	-	-	-	-	-	-	-	1	-	1
		F	-	-	-	-	-	-	-	-	-	-	-	-	-	-	-	-	1	-	-	1
567.9	UNSPECIFIED	M	-	-	-	-	-	-	-	-	-	-	-	-	-	1	-	-	-	-	-	1
		F	-	-	-	-	-	-	-	-	-	-	-	-	-	-	-	-	-	-	-	-
569	OTHER, INTESTINES AND PERITONEUM	M	1	-	-	-	-	-	-	-	-	-	2	-	1	1	3	2	3	2	3	18
		F	1	-	-	-	-	-	-	-	1	-	-	-	1	3	-	1	3	4	4	18
569.1	PROLAPSE OF RECTUM	M	-	-	-	-	-	-	-	-	-	-	-	-	-	-	-	-	-	1	-	1
		F	-	-	-	-	-	-	-	-	-	-	-	-	-	-	-	-	-	-	-	-
569.4	PERFORATION, ULCERATION, INTESTINE NOS	M	1	-	-	-	-	-	-	-	-	-	1	-	1	-	-	-	-	-	-	3

DEATHS BY CAUSE, SEX, AND AGE, ACCORDING TO THE DETAILED LIST, BRITISH COLUMBIA, 1977

Age-Group (Years)

INT. LIST.	CAUSE		00 -01	01 -04	05 -09	10 -14	15 -19	20 -24	25 -29	30 -34	35 -39	40 -44	45 -49	50 -54	55 -59	60 -64	65 -69	70 -74	75 -79	80 -84	85+	TOTAL
		F	-	-	-	-	-	-	-	-	-	-	-	-	-	1	-	-	-	2	-	3
569.9	OTHER	M	-	-	-	-	-	-	-	-	-	-	1	-	-	1	3	2	3	1	3	14
		F	1	-	-	-	-	-	-	-	1	-	-	-	1	2	-	1	3	2	4	15
TOTAL	OTHER DISEASES OF INTESTINE AND PERITONEUM (560-569)	M	1	-	-	-	-	-	-	-	-	-	4	1	5	5	5	5	8	8	8	50
		F	2	-	-	-	-	-	-	-	1	2	-	1	2	5	9	8	8	13	24	75
	DISEASES OF LIVER, GALLBLADDER, AND PANCREAS (570-577)																					
570	ACUTE AND SUBACUTE NECROSIS OF LIVER	M	-	-	-	-	-	-	-	-	-	-	-	-	-	-	-	-	-	-	-	-
		F	-	-	-	-	-	-	1	-	-	-	-	-	-	-	-	1	-	-	-	2
571	CIRRHOSIS OF LIVER	M	-	1	-	-	-	-	2	5	11	13	37	35	37	44	30	33	9	3	4	264
		F	-	-	-	-	1	-	-	5	9	12	17	17	14	21	17	8	9	4	7	141
571.0	ALCOHOLIC	M	-	-	-	-	-	-	2	5	10	13	37	31	33	40	23	20	6	1	-	221
		F	-	-	-	-	-	-	-	5	7	12	15	17	13	17	12	3	5	-	1	107
571.8	OTHER SPECIFIED	M	-	1	-	-	-	-	-	-	1	-	-	2	2	1	5	1	-	1	-	14
		F	-	-	-	-	-	-	-	-	1	-	1	-	-	1	2	3	1	3	2	14
571.9	UNSPECIFIED	M	-	-	-	-	-	-	-	-	-	-	-	2	2	3	2	12	3	1	4	29
		F	-	-	-	-	1	-	-	-	1	-	1	-	1	3	3	2	3	1	4	20
573	OTHER DISEASES OF LIVER	M	1	-	-	-	-	-	-	-	-	-	-	-	1	-	-	-	1	1	-	4
		F	-	-	-	-	-	-	-	-	-	-	-	-	-	-	1	-	-	-	-	1
573.0	HEPATITIS NOS	M	1	-	-	-	-	-	-	-	-	-	-	-	-	-	-	-	-	1	-	2
		F	-	-	-	-	-	-	-	-	-	-	-	-	-	-	1	-	-	-	-	1
573.9	OTHER AND UNSPECIFIED	M	-	-	-	-	-	-	-	-	-	-	-	-	1	-	-	-	1	-	-	2
		F	-	-	-	-	-	-	-	-	-	-	-	-	-	-	-	-	-	-	-	-
574	CHOLELITHIASIS	M	-	-	-	-	-	-	-	-	-	-	-	-	1	-	2	-	1	-	6	10
		F	-	-	-	-	-	-	-	-	-	1	-	-	-	-	1	1	-	3	3	9
574.0	WITH ACUTE CHOLECYSTITIS	M	-	-	-	-	-	-	-	-	-	-	-	-	-	-	-	-	-	-	3	3
		F	-	-	-	-	-	-	-	-	-	-	-	-	-	-	-	-	-	1	-	1
574.1	WITH CHOLECYSTITIS, OTHER	M	-	-	-	-	-	-	-	-	-	-	-	-	-	-	-	-	1	-	2	3
		F	-	-	-	-	-	-	-	-	-	-	-	-	-	-	-	1	-	2	-	3
574.9	OTHER AND UNSPECIFIED	M	-	-	-	-	-	-	-	-	-	-	-	-	1	-	2	-	-	-	1	4
		F	-	-	-	-	-	-	-	-	-	1	-	-	-	-	1	-	-	-	3	5
575	CHOLECYSTITITIS WITHOUT CALCULUS	M	-	-	-	-	-	-	-	-	-	-	-	-	-	-	-	3	-	4	2	9
		F	1	-	-	-	-	-	-	1	-	-	-	-	-	1	1	-	-	-	2	6
576	OTHER DISEASES OF GALLBLADDER AND BILIARY DUCTS	M	-	-	-	-	-	-	-	-	-	-	-	-	-	1	-	1	1	-	1	4
		F	-	-	-	-	-	-	-	-	-	-	1	-	-	-	1	-	1	-	1	4
576.0	OBSTRUCTION	M	-	-	-	-	-	-	-	-	-	-	-	-	-	1	-	-	1	-	1	3
		F	-	-	-	-	-	-	-	-	-	-	-	-	-	-	1	-	1	-	-	2
576.9	OTHER AND UNSPECIFIED	M	-	-	-	-	-	-	-	-	-	-	-	-	-	-	-	1	-	-	-	1
		F	-	-	-	-	-	-	-	-	-	-	1	-	-	-	-	-	-	-	1	2
577	DISEASES OF PANCREAS	M	-	-	-	-	-	-	-	-	2	1	1	-	3	2	2	3	1	-	2	17
		F	-	-	-	-	-	-	-	1	-	-	1	1	-	-	1	1	1	1	1	8
577.0	ACUTE PANCREATITIS	M	-	-	-	-	-	-	-	-	2	1	-	-	2	2	2	2	1	-	2	14
		F	-	-	-	-	-	-	-	1	-	-	-	1	-	-	1	1	1	-	1	6
577.1	CHRONIC PANCREATITIS	M	-	-	-	-	-	-	-	-	-	-	1	-	1	-	-	1	-	-	-	3
		F	-	-	-	-	-	-	-	-	-	-	1	-	-	-	-	-	-	1	-	2
TOTAL	DISEASES OF LIVER, GALLBLADDER, AND PANCREAS (570-577)	M	1	1	-	-	-	-	2	5	13	14	38	35	42	47	34	40	13	8	15	308
		F	1	-	-	-	1	-	1	7	9	13	19	18	14	22	22	11	11	8	14	171
TOTAL	DISEASES OF THE DIGESTIVE SYSTEM (520-577)	M	4	2	-	1	1	1	3	5	13	15	45	42	49	63	47	57	34	26	41	449
		F	3	-	-	-	2	-	1	7	10	15	19	21	16	32	39	24	27	33	57	306
	X. DISEASES OF THE GENITOURINARYSYSTEM (580-629)																					
	NEPHRITIS AND NEPHROSIS (580-584)																					

DEATHS BY CAUSE, SEX, AND AGE, ACCORDING TO THE DETAILED LIST, BRITISH COLUMBIA, 1977

Age-Group (Years)

INT. LIST.	CAUSE		00 -01	01 -04	05 -09	10 -14	15 -19	20 -24	25 -29	30 -34	35 -39	40 -44	45 -49	50 -54	55 -59	60 -64	65 -69	70 -74	75 -79	80 -84	85+	TOTAL
580	ACUTE NEPHRITIS	M	-	-	-	-	-	1	-	-	-	-	-	1	-	-	2	-	1	-	1	6
		F	-	-	-	-	-	-	-	-	-	-	-	-	-	-	-	1	1	-	-	2
581	NEPHROTIC SYNDROME	M	-	-	-	-	-	-	-	-	-	-	-	-	-	-	1	1	-	-	-	2
		F	-	-	-	-	-	-	-	-	-	-	-	-	-	-	-	-	-	-	-	-
582	CHRONIC NEPHRITIS	M	-	-	-	-	-	-	-	1	2	2	-	1	3	1	5	1	-	1	1	18
		F	-	-	-	-	-	-	-	-	-	1	-	-	3	3	3	7	4	4	1	26
583	NEPHRITIS, UNQUALIFIED	M	-	-	-	-	-	-	-	-	-	-	-	-	-	-	1	1	1	1	-	4
		F	-	-	-	-	-	-	-	-	-	-	-	-	-	-	-	-	-	-	-	-
584	RENAL SCLEROSIS, UNQUALIFIED	M	-	-	-	-	-	-	-	-	-	-	-	-	-	-	-	-	-	1	-	1
		F	-	-	-	-	-	-	-	-	-	-	-	-	-	-	-	-	-	-	-	-
TOTAL	NEPHRITIS AND NEPHROSIS (580-584)	M	-	-	-	-	-	1	-	1	2	2	-	2	3	1	9	3	2	3	2	31
		F	-	-	-	-	-	-	-	-	-	1	-	-	3	3	3	8	5	4	1	28
	OTHER DISEASES OF URINARY SYSTEM (590-599)																					
590	INFECTIONS OF KIDNEY	M	-	-	-	-	-	-	-	-	-	-	-	-	-	1	-	5	6	1	7	20
		F	-	1	-	-	-	-	1	-	-	-	-	-	1	2	4	3	4	6	7	29
590.0	CHRONIC PYELONEPHRITIS	M	-	-	-	-	-	-	-	-	-	-	-	-	-	-	-	3	4	-	4	11
		F	-	-	-	-	-	-	1	-	-	-	-	-	1	2	1	-	3	4	4	16
590.1	OTHER PYELONEPHRITIS	M	-	-	-	-	-	-	-	-	-	-	-	-	-	1	-	2	2	-	3	8
		F	-	1	-	-	-	-	-	-	-	-	-	-	-	-	2	2	-	2	3	10
590.2	ABSCESS, RENAL AND PERIRENAL	M	-	-	-	-	-	-	-	-	-	-	-	-	-	-	-	-	-	-	-	-
		F	-	-	-	-	-	-	-	-	-	-	-	-	-	-	1	1	-	-	-	2
590.9	OTHER	M	-	-	-	-	-	-	-	-	-	-	-	-	-	-	-	-	-	1	-	1
		F	-	-	-	-	-	-	-	-	-	-	-	-	-	-	-	-	1	-	-	1
592	CALCULUS OF KIDNEY AND URETER	M	-	-	-	-	-	-	-	-	-	-	-	-	-	1	-	-	1	-	2	4
		F	-	-	-	-	-	-	-	-	-	-	-	-	-	1	1	1	-	-	-	3
593	OTHER DISEASES OF KIDNEY AND URETER	M	-	-	-	-	-	-	-	-	-	-	1	-	2	1	2	-	4	1	6	17
		F	-	-	-	-	1	-	-	-	-	-	-	1	1	1	1	-	1	4	5	15
593.1	ACUTE TUBULAR NEPHROSIS	M	-	-	-	-	-	-	-	-	-	-	-	-	-	-	-	-	1	-	-	1
		F	-	-	-	-	-	-	-	-	-	-	-	-	-	1	-	-	-	-	-	1
593.2	OTHER RENAL DISEASE	M	-	-	-	-	-	-	-	-	-	-	1	-	2	1	2	-	3	1	6	16
		F	-	-	-	-	1	-	-	-	-	-	-	1	1	-	1	-	1	4	5	14
594	CALCULUS OF OTHER PARTS OF URINARY SYSTEM	M	-	-	-	-	-	-	-	-	-	-	-	-	1	-	-	-	-	-	-	1
		F	-	-	-	-	-	-	-	-	-	-	-	-	-	-	-	-	-	-	-	-
595	CYSTITIS	M	-	-	-	-	-	-	-	-	-	-	-	-	-	-	-	-	-	-	-	-
		F	-	-	-	-	-	-	-	-	-	1	1	-	-	-	-	-	-	-	-	2
596	OTHER DISEASES OF BLADDER	M	-	-	-	-	-	-	1	-	-	-	-	-	-	-	-	-	1	-	2	4
		F	-	-	-	-	-	-	-	-	-	-	-	-	-	-	-	-	-	-	1	1
596.0	FISTULA	M	-	-	-	-	-	-	1	-	-	-	-	-	-	-	-	-	-	-	-	1
		F	-	-	-	-	-	-	-	-	-	-	-	-	-	-	-	-	-	-	-	-
596.1	DIVERTICULUM	M	-	-	-	-	-	-	-	-	-	-	-	-	-	-	-	-	1	-	-	1
		F	-	-	-	-	-	-	-	-	-	-	-	-	-	-	-	-	-	-	-	-
596.9	OTHER AND UNSPECIFIED	M	-	-	-	-	-	-	-	-	-	-	-	-	-	-	-	-	-	-	2	2
		F	-	-	-	-	-	-	-	-	-	-	-	-	-	-	-	-	-	-	1	1
598	STRICTURE OF URETHRA	M	-	-	-	-	-	-	-	-	-	-	-	-	-	-	-	1	-	-	1	2
		F	-	-	-	-	-	-	-	-	-	-	-	-	-	-	-	-	-	-	-	-
599	OTHER DISEASES OF URINARY TRACT	M	-	-	-	-	-	-	-	-	-	-	-	-	-	2	1	-	1	1	3	8
		F	-	-	-	-	-	-	-	-	-	-	-	-	-	-	-	3	3	-	1	7
599.0	URINARY TRACT INFECTION NEC	M	-	-	-	-	-	-	-	-	-	-	-	-	-	2	1	-	-	1	3	7
		F	-	-	-	-	-	-	-	-	-	-	-	-	-	-	-	3	2	-	1	6
599.9	OTHER AND NOS	M	-	-	-	-	-	-	-	-	-	-	-	-	-	-	-	-	1	-	-	1
		F	-	-	-	-	-	-	-	-	-	-	-	-	-	-	-	-	1	-	-	1
TOTAL	OTHER DISEASES OF URINARY	M	-	-	-	-	-	-	1	-	-	-	1	-	3	5	3	6	13	3	21	56

DEATHS BY CAUSE, SEX, AND AGE, ACCORDING TO THE DETAILED LIST, BRITISH COLUMBIA, 1977

Age-Group (Years)

INT. LIST.	CAUSE		00 -01	01 -04	05 -09	10 -14	15 -19	20 -24	25 -29	30 -34	35 -39	40 -44	45 -49	50 -54	55 -59	60 -64	65 -69	70 -74	75 -79	80 -84	85+	TOTAL
	SYSTEM (590-599)	F	-	1	-	-	1	-	1	-	-	1	1	1	2	4	6	7	8	10	14	57
	DISEASES OF MALE GENITAL ORGANS (600-607)																					
600	HYPERPLASIA OF PROSTATE	M	-	-	-	-	-	-	-	-	-	-	-	-	-	-	2	2	3	4	13	24
601	PROSTATITIS	M	-	-	-	-	-	-	-	-	-	-	-	-	-	-	-	-	-	-	1	1
TOTAL	DISEASES OF MALE GENITAL ORGANS (600-607)	M	-	-	-	-	-	-	-	-	-	-	-	-	-	-	2	2	3	4	14	25
	DISEASES OF BREAST, OVARY, FALLOPIAN TUBE, AND PARAMETRIUM (610-616)																					
616	DISEASES OF PARAMETRIUM AND PELVIC PERITONEUM (FEMALE)	F	-	-	-	-	1	-	-	-	-	1	-	-	-	-	-	-	-	-	-	2
616.0	PELVIC INFLAMMATORY DISEASE	F	-	-	-	-	1	-	-	-	-	1	-	-	-	-	-	-	-	-	-	2
TOTAL	DISEASES OF BREAST, OVARY, FALLOPIAN TUBE, AND PARAMETRIUM (610-616)	F	-	-	-	-	1	-	-	-	-	1	-	-	-	-	-	-	-	-	-	2
	DISEASES OF UTERUS AND OTHER FEMALE GENITAL ORGANS (620-629)																					
623	UTEROVAGINAL PROLAPSE	F	-	-	-	-	-	-	-	-	-	-	-	1	-	-	-	-	-	-	-	1
623.4	UTERINE PROLAPSE	F	-	-	-	-	-	-	-	-	-	-	-	1	-	-	-	-	-	-	-	1
TOTAL	DISEASES OF UTERUS AND OTHER FEMALE GENITAL ORGANS (620-629)	F	-	-	-	-	-	-	-	-	-	-	-	1	-	-	-	-	-	-	-	1
TOTAL	DISEASES OF THE GENITOURINARY SYSTEM (580-629)	M	-	-	-	-	-	1	1	1	2	2	1	2	6	6	14	11	18	10	37	112
		F	-	1	-	-	2	-	1	-	-	3	1	2	5	7	9	15	13	14	15	88
	XI. COMPLICATIONS OF PREGNANCY, CHILDBIRTH, AND PUERPERIUM (630-678)																					
	COMPLICATIONS OF PREGNANCY (630-634)																					
634	OTHER COMPLICATIONS	F	-	-	-	-	-	-	-	-	-	-	1	-	-	-	-	-	-	-	-	1
634.2	MISSED ABORTION AND MISSED DELIVERY	F	-	-	-	-	-	-	-	-	-	-	1	-	-	-	-	-	-	-	-	1
TOTAL	COMPLICATIONS OF PREGNANCY (630-634)	F	-	-	-	-	-	-	-	-	-	-	1	-	-	-	-	-	-	-	-	1
	COMPLICATIONS OF PUERPERIUM (670-678)																					
673	PUERPERAL PULMONARY EMBOLISM	F	-	-	-	-	-	-	1	-	-	-	-	-	-	-	-	-	-	-	-	1
673.9	OTHER AND UNSPECIFIED	F	-	-	-	-	-	-	1	-	-	-	-	-	-	-	-	-	-	-	-	1
674	CEREBRAL HEMMORHAGE IN PUERPERIUM	F	-	-	-	-	-	-	1	-	-	-	-	-	-	-	-	-	-	-	-	1
TOTAL	COMPLICATIONS OF THE PUERPERIUM (670-678)	F	-	-	-	-	-	-	2	-	-	-	-	-	-	-	-	-	-	-	-	2
TOTAL	COMPLICATIONS OF PREGNANCY, CHILDBIRTH (630-678)	F	-	-	-	-	-	-	2	-	-	-	1	-	-	-	-	-	-	-	-	3
	XII. DISEASES OF SKIN AND SUBCUTANEOUS TISSUE (680-709)																					
	INFECTIONS OF SKIN AND SUBCUTANEOUS TISSUE (680-709)																					
682	OTHER CELLULITIS AND ABSCESS	M	-	-	-	-	-	-	-	-	-	-	-	-	-	1	-	-	-	1	1	3
		F	-	-	-	-	-	-	-	-	-	-	-	-	-	-	-	-	-	-	1	1
682.1	TRUNK	M	-	-	-	-	-	-	-	-	-	-	-	-	-	1	-	-	-	-	-	1
		F	-	-	-	-	-	-	-	-	-	-	-	-	-	-	-	-	-	-	-	-
682.2	UPPER ARM AND FOREARM	M	-	-	-	-	-	-	-	-	-	-	-	-	-	-	-	-	-	-	1	1
		F	-	-	-	-	-	-	-	-	-	-	-	-	-	-	-	-	-	-	1	1
682.4	LEG	M	-	-	-	-	-	-	-	-	-	-	-	-	-	-	-	-	-	1	-	1
		F	-	-	-	-	-	-	-	-	-	-	-	-	-	-	-	-	-	-	-	-

DEATHS BY CAUSE, SEX, AND AGE, ACCORDING TO THE DETAILED LIST, BRITISH COLUMBIA, 1977

INT. LIST.	CAUSE		00 -01	01 -04	05 -09	10 -14	15 -19	20 -24	25 -29	30 -34	35 -39	40 -44	45 -49	50 -54	55 -59	60 -64	65 -69	70 -74	75 -79	80 -84	85+	TOTAL
		F	-	-	-	-	-	-	-	-	-	-	-	-	-	-	-	-	-	-	-	-
686.1	PYOGENIC GRANULOMA	M	-	1	-	-	-	-	-	1	-	-	-	-	-	-	-	-	-	-	-	2
		F	-	-	-	-	-	-	-	-	-	-	-	-	-	-	-	-	-	-	-	-
TOTAL	INFECTIONS OF SKIN AND SUBCUTANEOUS TISSUE (680-686)	M	-	1	-	-	-	-	-	1	-	-	-	-	-	1	-	-	-	1	1	5
		F	-	-	-	-	-	-	-	-	-	-	-	-	-	-	-	-	-	-	1	1
	OTHER INFLAMMATORY CONDITIONS OF SKIN AND SUBCUTANEOUS TISSUE (690-698)																					
692	OTHER ECZEMA AND DERMATITIS	M	-	-	-	-	-	-	-	-	-	-	-	-	-	-	-	-	-	-	-	-
		F	-	-	-	-	-	-	-	-	-	-	-	-	-	-	-	-	1	-	-	1
692.9	DUE TO OTHER AND UNSPECIFIED CAUSE	M	-	-	-	-	-	-	-	-	-	-	-	-	-	-	-	-	-	-	-	-
		F	-	-	-	-	-	-	-	-	-	-	-	-	-	-	-	-	1	-	-	1
694	PEMPHIGUS	M	-	-	-	-	-	-	-	-	-	-	-	-	-	-	-	-	-	1	1	2
		F	-	-	-	-	-	-	-	-	-	-	-	-	-	-	-	-	-	-	-	-
695	ERYTHEMATOUS CONDITIONS	M	-	-	-	-	-	-	-	-	-	-	-	-	-	-	-	-	1	-	1	2
		F	-	-	-	-	-	-	-	-	-	-	-	-	-	-	-	-	-	-	-	-
695.9	OTHER AND UNSPECIFIED	M	-	-	-	-	-	-	-	-	-	-	-	-	-	-	-	-	1	-	1	2
		F	-	-	-	-	-	-	-	-	-	-	-	-	-	-	-	-	-	-	-	-
696	PSORIASIS AND SIMILAR DISORDERS	M	-	-	-	-	-	-	-	-	1	-	-	-	-	-	-	-	-	-	-	1
		F	-	-	-	-	-	-	-	-	-	-	-	-	-	-	-	-	-	-	-	-
696.0	PSORIATIC ARTHROPATHY	M	-	-	-	-	-	-	-	-	1	-	-	-	-	-	-	-	-	-	-	1
		F	-	-	-	-	-	-	-	-	-	-	-	-	-	-	-	-	-	-	-	-
TOTAL	OTHER INFECTIONS OF SKIN AND SUBCUTANEOUS TISSUE (690-698)	M	-	-	-	-	-	-	-	-	1	-	-	-	-	-	-	-	1	1	2	5
		F	-	-	-	-	-	-	-	-	-	-	-	-	-	-	-	-	1	-	-	1
	OTHER DISEASES OF SKIN AND SUBCUTANEOUS TISSUE (700-709)																					
707	CHRONIC ULCER OF SKIN	M	-	-	-	-	-	-	-	-	-	-	-	-	-	-	-	-	2	-	-	2
		F	-	-	-	-	-	-	-	-	-	-	-	-	1	-	-	-	-	-	-	1
707.0	DECUBITUS ULCER	M	-	-	-	-	-	-	-	-	-	-	-	-	-	-	-	-	2	-	-	2
		F	-	-	-	-	-	-	-	-	-	-	-	-	1	-	-	-	-	-	-	1
TOTAL	OTHER DISEASES OF SKIN AND SUBCUTANEOUS TISSUE (700-709)	M	-	-	-	-	-	-	-	-	-	-	-	-	-	-	-	-	2	-	-	2
		F	-	-	-	-	-	-	-	-	-	-	-	-	1	-	-	-	-	-	-	1
TOTAL	DISEASES OF THE SKIN AND SUBCUTANEOUS TISSUE (680-709)	M	-	1	-	-	-	-	-	1	1	-	-	-	-	1	-	-	3	2	3	12
		F	-	-	-	-	-	-	-	-	-	-	-	-	1	-	-	-	1	-	1	3
	XIII. DISEASES OF MUSCULOSKELETAL SYSTEM AND CONNECTIVE TISSUE (710-738)																					
	ARTHRITIS AND RHEUMATISM (710-718)																					
710	ACUTE ARTHRITIS DUE TO PYOGENIC ORGANISM	M	-	-	-	-	-	-	-	-	-	-	-	-	-	-	-	1	-	-	-	1
		F	-	-	-	1	-	-	-	-	-	-	-	-	-	-	-	-	1	1	-	3
710.3	OF OTHER PARTS OF LOWER EXTREMITY	M	-	-	-	-	-	-	-	-	-	-	-	-	-	-	-	-	-	-	-	-
		F	-	-	-	-	-	-	-	-	-	-	-	-	-	-	-	-	-	1	-	1
710.9	OTHER AND UNSPECIFIED SITES	M	-	-	-	-	-	-	-	-	-	-	-	-	-	-	-	1	-	-	-	1
		F	-	-	-	1	-	-	-	-	-	-	-	-	-	-	-	-	1	-	-	2
712	RHEUMATOID ARTHRITIS AND ALLIED CONDITIONS	M	-	-	-	-	-	-	-	-	-	-	-	-	-	1	1	1	4	-	2	9
		F	-	-	-	-	-	-	-	-	1	-	-	1	1	2	1	4	4	-	4	18
712.3	OTHER RHEUMATOID ARTHRITIS	M	-	-	-	-	-	-	-	-	-	-	-	-	-	1	1	1	4	-	2	9
		F	-	-	-	-	-	-	-	-	1	-	-	1	1	2	1	4	4	-	4	18
713	OSTEOARTHRITIS AND ALLIED CONDITIONS	M	-	-	-	-	-	-	-	-	-	-	-	-	-	-	-	-	1	-	-	1
		F	-	-	-	-	-	-	-	-	-	-	-	-	-	-	-	-	1	1	8	10
713.0	OSTEOARTHRITIS	M	-	-	-	-	-	-	-	-	-	-	-	-	-	-	-	-	1	-	-	1
		F	-	-	-	-	-	-	-	-	-	-	-	-	-	-	-	-	1	1	8	10
714	OTHER SPECIFIED FORMS OF ARTHRITIS	M	-	-	-	-	-	-	-	-	-	-	-	-	-	-	-	-	-	-	-	-
		F	-	-	-	-	-	-	-	-	-	-	-	-	-	-	-	-	1	-	-	1
714.9	OTHER	M	-	-	-	-	-	-	-	-	-	-	-	-	-	-	-	-	-	-	-	-

DEATHS BY CAUSE, SEX, AND AGE, ACCORDING TO THE DETAILED LIST, BRITISH COLUMBIA, 1977

Age-Group (Years)

INT. LIST.	CAUSE		00 -01	01 -04	05 -09	10 -14	15 -19	20 -24	25 -29	30 -34	35 -39	40 -44	45 -49	50 -54	55 -59	60 -64	65 -69	70 -74	75 -79	80 -84	85+	TOTAL
		F	-	-	-	-	-	-	-	-	-	-	-	-	-	-	-	-	1	-	-	1
715	ARTHRITIS UNSPECIFIED	M	-	-	-	-	-	-	-	-	-	-	-	-	-	-	-	-	-	-	1	1
		F	-	-	-	-	-	-	-	-	-	-	-	-	-	-	-	-	-	1	1	2
716	POLYMYOSITIS AND DERMATOMYOSITIS	M	-	-	-	-	-	-	-	1	-	-	-	-	-	-	-	-	-	-	-	1
		F	-	-	-	-	-	-	-	-	-	-	-	-	-	-	-	-	-	-	-	-
716.0	DERMATOMYOSITIS	M	-	-	-	-	-	-	-	1	-	-	-	-	-	-	-	-	-	-	-	1
		F	-	-	-	-	-	-	-	-	-	-	-	-	-	-	-	-	-	-	-	-
TOTAL	ARTHRITIS, RHEUMATISM, EXCEPT RHEUMATIC FEVER (710-718)	M	-	-	-	-	-	-	-	1	-	-	-	-	-	1	1	2	5	-	3	13
		F	-	-	-	1	-	-	-	-	1	-	-	1	1	2	1	4	7	3	13	34
	OSTEOMYELITIS AND OTHER DISEASES OF BONE AND JOINT (720-729)																					
720	OSTEOMYELITIS AND PERIOSTITIS	M	-	-	-	-	-	-	-	-	-	-	-	-	-	-	-	1	-	1	-	2
		F	-	-	-	-	-	-	-	-	-	-	-	-	-	-	-	-	-	-	-	-
720.0	ACUTE OSTEOMYELITIS	M	-	-	-	-	-	-	-	-	-	-	-	-	-	-	-	1	-	1	-	2
		F	-	-	-	-	-	-	-	-	-	-	-	-	-	-	-	-	-	-	-	-
721	OSTEITIS DEFORMANS	M	-	-	-	-	-	-	-	-	-	-	-	-	-	-	-	-	-	-	-	-
		F	-	-	-	-	-	-	-	-	-	-	-	-	-	-	-	-	1	-	1	2
723	OTHER DISEASES OF BONE	M	-	-	-	-	-	-	-	-	-	-	-	-	-	-	-	-	-	-	1	1
		F	-	-	-	-	-	-	-	-	-	-	-	-	-	-	-	-	-	-	3	3
723.0	OSTEOPOROSIS	M	-	-	-	-	-	-	-	-	-	-	-	-	-	-	-	-	-	-	1	1
		F	-	-	-	-	-	-	-	-	-	-	-	-	-	-	-	-	-	-	2	2
723.2	SPONTANEOUS FRACTURE	M	-	-	-	-	-	-	-	-	-	-	-	-	-	-	-	-	-	-	-	-
		F	-	-	-	-	-	-	-	-	-	-	-	-	-	-	-	-	-	-	1	1
729	OTHER DISEASES OF JOINT	M	-	-	-	-	-	-	-	-	-	-	-	-	-	-	1	-	-	1	1	3
		F	-	-	-	-	-	-	-	-	-	-	-	-	-	-	-	-	-	-	1	1
729.5	DISEASE HIP NEC	M	-	-	-	-	-	-	-	-	-	-	-	-	-	-	1	-	-	-	1	2
		F	-	-	-	-	-	-	-	-	-	-	-	-	-	-	-	-	-	-	1	1
729.9	DISEASE JOINT NEC	M	-	-	-	-	-	-	-	-	-	-	-	-	-	-	-	-	-	1	-	1
		F	-	-	-	-	-	-	-	-	-	-	-	-	-	-	-	-	-	-	-	-
TOTAL	OSTEOMYELITIS, OTHER DISEASES OF BONE AND JOINT (720-729)	M	-	-	-	-	-	-	-	-	-	-	-	-	-	-	1	1	-	2	2	6
		F	-	-	-	-	-	-	-	-	-	-	-	-	-	-	-	-	1	-	5	6
	OTHER DISEASES OF MUSCULOSKELETAL SYSTEM (730-738)																					
733	OTHER DISEASES, MUSCLE, TENDON FASCIA	M	-	-	-	-	-	-	-	-	-	1	-	-	-	-	-	-	-	-	-	1
		F	-	-	-	-	-	-	-	-	-	-	-	-	-	-	-	-	-	-	-	-
733.9	OTHER AND NOS	M	-	-	-	-	-	-	-	-	-	1	-	-	-	-	-	-	-	-	-	1
		F	-	-	-	-	-	-	-	-	-	-	-	-	-	-	-	-	-	-	-	-
734	DIFFUSE DISEASES OF CONNECTIVE TISSUE	M	-	-	-	-	-	-	-	-	1	-	1	1	1	-	-	-	-	-	-	4
		F	-	-	-	-	-	-	-	1	-	-	1	1	1	3	3	2	-	-	-	12
734.0	PROGRESSIVE SYSTEMIC SCLEROSIS	M	-	-	-	-	-	-	-	-	-	-	-	-	-	-	-	-	-	-	-	-
		F	-	-	-	-	-	-	-	-	-	-	-	1	-	1	2	1	-	-	-	5
734.1	SYSTEMIC LUPUS ERYTHEMATOSIS	M	-	-	-	-	-	-	-	-	1	-	1	1	1	-	-	-	-	-	-	4
		F	-	-	-	-	-	-	-	1	-	-	1	-	1	2	1	1	-	-	-	7
735	CURVATURE OF SPINE	M	-	-	-	-	-	-	-	-	-	-	-	-	1	1	-	-	-	-	-	2
		F	-	-	-	-	-	-	-	-	-	-	-	-	-	-	-	-	-	-	1	1
735.1	KYPHOSIS	M	-	-	-	-	-	-	-	-	-	-	-	-	-	1	-	-	-	-	-	1
		F	-	-	-	-	-	-	-	-	-	-	-	-	-	-	-	-	-	-	1	1
735.2	KYPHOSCOLIOSIS	M	-	-	-	-	-	-	-	-	-	-	-	-	1	-	-	-	-	-	-	1
		F	-	-	-	-	-	-	-	-	-	-	-	-	-	-	-	-	-	-	-	-
TOTAL	OTHER DISEASES OF MUSCULOSKELETAL SYSTEM (730-738)	M	-	-	-	-	-	-	-	-	1	1	1	1	2	1	-	-	-	-	-	7
		F	-	-	-	-	-	-	-	1	-	-	1	1	1	3	3	2	-	-	1	13
TOTAL	DISEASES: MUSCULOSKELETAL SYSTEM	M	-	-	-	-	-	-	-	1	1	1	1	1	2	2	2	3	5	2	5	26

DEATHS BY CAUSE, SEX, AND AGE, ACCORDING TO THE DETAILED LIST, BRITISH COLUMBIA, 1977

INT. LIST.	C A U S E		00 -01	01 -04	05 -09	10 -14	15 -19	20 -24	25 -29	30 -34	35 -39	40 -44	45 -49	50 -54	55 -59	60 -64	65 -69	70 -74	75 -79	80 -84	85+	TOTAL
			Age-Group (Years)																			
	AND CONNECTIVE TISSUE (710-738)	F	-	-	-	1	-	-	-	1	1	-	1	2	2	5	4	6	8	3	19	53
	XIV. CONGENITAL ANOMALIES (740-759)																					
	NERVOUS SYSTEM (740-743)																					
740	ANENCEPHALUS	M	3	-	-	-	-	-	-	-	-	-	-	-	-	-	-	-	-	-	-	3
		F	2	-	-	-	-	-	-	-	-	-	-	-	-	-	-	-	-	-	-	2
741	SPINA BIFIDA	M	3	-	-	-	-	-	-	-	-	-	-	-	-	-	-	-	-	-	-	3
		F	2	-	-	-	-	-	-	-	-	-	-	-	-	-	-	-	-	-	-	2
741.0	WITH HYDROCEPHALUS	M	2	-	-	-	-	-	-	-	-	-	-	-	-	-	-	-	-	-	-	2
		F	1	-	-	-	-	-	-	-	-	-	-	-	-	-	-	-	-	-	-	1
741.9	WITHOUT HYDROCEPHALUS	M	1	-	-	-	-	-	-	-	-	-	-	-	-	-	-	-	-	-	-	1
		F	1	-	-	-	-	-	-	-	-	-	-	-	-	-	-	-	-	-	-	1
742	CONGENITAL HYDROCEPHALUS	M	2	3	-	2	-	-	-	-	-	-	-	-	-	-	-	-	-	-	-	7
		F	4	2	2	-	-	-	-	-	-	-	-	-	-	-	-	-	-	-	-	8
743	OTHER OF NERVOUS SYSTEM	M	1	-	2	-	-	-	-	-	-	-	-	-	-	-	-	-	-	-	-	3
		F	2	-	1	-	-	1	-	-	-	-	-	-	-	-	-	-	-	-	-	4
743.0	ENCEPHALOCELE	M	-	-	-	-	-	-	-	-	-	-	-	-	-	-	-	-	-	-	-	-
		F	1	-	-	-	-	-	-	-	-	-	-	-	-	-	-	-	-	-	-	1
743.1	MICROCEPHALUS	M	-	-	2	-	-	-	-	-	-	-	-	-	-	-	-	-	-	-	-	2
		F	-	-	-	-	-	-	-	-	-	-	-	-	-	-	-	-	-	-	-	-
743.2	OTHER SPECIFIED ANOMALIES, BRAIN	M	-	-	-	-	-	-	-	-	-	-	-	-	-	-	-	-	-	-	-	-
		F	-	-	1	-	-	1	-	-	-	-	-	-	-	-	-	-	-	-	-	2
743.8	OTHER ANOMALIES OF NERVOUS SYSTEM	M	1	-	-	-	-	-	-	-	-	-	-	-	-	-	-	-	-	-	-	1
		F	-	-	-	-	-	-	-	-	-	-	-	-	-	-	-	-	-	-	-	-
743.9	UNSPECIFIED ANOMALIES OF BRAIN, SPINAL CORD AND NERVOUS SYSTEM	M	-	-	-	-	-	-	-	-	-	-	-	-	-	-	-	-	-	-	-	-
		F	1	-	-	-	-	-	-	-	-	-	-	-	-	-	-	-	-	-	-	1
TOTAL	NERVOUS SYSTEM (740- 743)	M	9	3	2	2	-	-	-	-	-	-	-	-	-	-	-	-	-	-	-	16
		F	10	2	3	-	-	1	-	-	-	-	-	-	-	-	-	-	-	-	-	16
	CIRCULATORY SYSTEM (746-747)																					
746	CONGENITAL ANOMALIES OF HEART	M	17	4	3	1	3	3	3	1	2	1	-	1	-	-	-	1	-	-	-	40
		F	18	2	1	-	2	2	1	-	-	1	-	1	-	-	-	1	1	-	-	30
746.0	COMMON TRUNCUS	M	-	-	-	-	-	-	1	-	-	-	-	-	-	-	-	-	-	-	-	1
		F	-	-	-	-	-	-	-	-	-	-	-	-	-	-	-	-	-	-	-	-
746.1	TRANSPOSITION OF GREAT VESSELS	M	2	2	-	-	-	1	-	-	-	-	-	-	-	-	-	-	-	-	-	5
		F	1	-	-	-	-	-	-	-	-	-	-	-	-	-	-	-	-	-	-	1
746.2	TETRALOGY OF FALLOT	M	2	1	-	-	-	-	1	-	-	-	-	-	-	-	-	-	-	-	-	4
		F	-	-	-	-	-	1	-	-	-	-	-	-	-	-	-	-	-	-	-	1
746.3	VENTRICULAR SEPTAL DEFECT	M	3	-	1	1	-	2	1	-	1	-	-	-	-	-	-	1	-	-	-	10
		F	3	1	-	-	-	1	1	-	-	-	-	1	-	-	-	-	-	-	-	7
746.4	ATRIAL SEPTAL DEFECT	M	-	1	-	-	1	-	-	-	-	-	-	-	-	-	-	-	-	-	-	2
		F	1	1	-	-	-	-	-	-	-	-	-	-	-	-	-	-	-	-	-	2
746.5	OSTIUM ATRIOVENTRICULARE COMMUNE	M	-	-	-	-	1	-	-	-	-	-	-	-	-	-	-	-	-	-	-	1
		F	-	-	-	-	-	-	-	-	-	-	-	-	-	-	-	-	-	-	-	-
746.6	OF HEART VALVE	M	4	-	1	-	1	-	-	1	1	1	-	1	-	-	-	-	-	-	-	10
		F	4	-	-	-	-	-	-	-	-	1	-	-	-	-	-	1	-	-	-	6
746.7	FIBROELASTOSIS CORDIS	M	-	-	1	-	-	-	-	-	-	-	-	-	-	-	-	-	-	-	-	1
		F	-	-	-	-	-	-	-	-	-	-	-	-	-	-	-	-	-	-	-	-
746.8	OTHER SPECIFIED OF HEART	M	1	-	-	-	-	-	-	-	-	-	-	-	-	-	-	-	-	-	-	1
		F	1	-	-	-	-	-	-	-	-	-	-	-	-	-	-	-	-	-	-	1
746.9	UNSPECIFIED OF HEART	M	5	-	-	-	-	-	-	-	-	-	-	-	-	-	-	-	-	-	-	5
		F	8	-	1	-	2	-	-	-	-	-	-	-	-	-	-	-	1	-	-	12
747	OTHER	M	7	2	-	-	-	1	-	-	1	-	-	1	-	-	-	1	-	-	-	13

DEATHS BY CAUSE, SEX, AND AGE, ACCORDING TO THE DETAILED LIST, BRITISH COLUMBIA, 1977

INT. LIST.	C A U S E		00 -01	01 -04	05 -09	10 -14	15 -19	20 -24	25 -29	30 -34	35 -39	40 -44	45 -49	50 -54	55 -59	60 -64	65 -69	70 -74	75 -79	80 -84	85+	TOTAL
			Age-Group (Years)																			
		F	3	-	-	-	-	-	-	-	-	-	-	-	-	-	-	-	-	-	-	3
747.0	PATENT DUCTUS ARTERIOSUS	M	3	-	-	-	-	-	-	-	-	-	-	-	-	-	-	-	-	-	-	3
		F	1	-	-	-	-	-	-	-	-	-	-	-	-	-	-	-	-	-	-	1
747.1	COARCTATION OF AORTA	M	2	-	-	-	-	-	-	-	-	-	-	-	-	-	-	-	-	-	-	2
		F	2	-	-	-	-	-	-	-	-	-	-	-	-	-	-	-	-	-	-	2
747.2	OTHER OF AORTA	M	-	-	-	-	-	1	-	-	-	-	-	-	-	-	-	-	-	-	-	1
		F	-	-	-	-	-	-	-	-	-	-	-	-	-	-	-	-	-	-	-	-
747.3	STENOSIS OF PULMONARY ARTERY	M	1	2	-	-	-	-	-	-	-	-	-	-	-	-	-	-	-	-	-	3
		F	-	-	-	-	-	-	-	-	-	-	-	-	-	-	-	-	-	-	-	-
747.4	ANOMALIES OF GREAT VEINS	M	1	-	-	-	-	-	-	-	-	-	-	-	-	-	-	-	-	-	-	1
		F	-	-	-	-	-	-	-	-	-	-	-	-	-	-	-	-	-	-	-	-
747.8	OTHER SPECIFIED, CIRCULATORY	M	-	-	-	-	-	-	-	-	1	-	-	1	-	-	-	1	-	-	-	3
		F	-	-	-	-	-	-	-	-	-	-	-	-	-	-	-	-	-	-	-	-
TOTAL	RCULATORY SYSTEM (746-747)	M	24	6	3	1	3	4	3	1	3	1	-	2	-	-	-	2	-	-	-	53
		F	21	2	1	-	2	2	1	-	-	1	-	1	-	-	-	1	1	-	-	33
	RESPIRATORY SYSTEM (748-749)																					
748	CONGENITAL ANOMALIES, RESPIRATORY	M	8	-	-	-	-	-	-	-	-	-	-	-	-	-	-	-	-	-	-	8
		F	3	1	-	-	-	-	-	-	-	-	-	-	-	-	-	-	-	-	-	4
748.3	OTHER OF LARYNX, TRACHEA AND BRONCHJS	M	1	-	-	-	-	-	-	-	-	-	-	-	-	-	-	-	-	-	-	1
		F	-	-	-	-	-	-	-	-	-	-	-	-	-	-	-	-	-	-	-	-
748.6	OTHER OF LUNG	M	7	-	-	-	-	-	-	-	-	-	-	-	-	-	-	-	-	-	-	7
		F	2	1	-	-	-	-	-	-	-	-	-	-	-	-	-	-	-	-	-	3
748.9	UNSPECIFIED, RESPIRATORY SYSTEM	M	-	-	-	-	-	-	-	-	-	-	-	-	-	-	-	-	-	-	-	-
		F	1	-	-	-	-	-	-	-	-	-	-	-	-	-	-	-	-	-	-	1
TOTAL	RESPIRATORY SYSTEM (748-749)	M	8	-	-	-	-	-	-	-	-	-	-	-	-	-	-	-	-	-	-	8
		F	3	1	-	-	-	-	-	-	-	-	-	-	-	-	-	-	-	-	-	4
	DIGESTIVE SYSTEM (750-751)																					
750	OTHER, UPPER ALIMENTARY TRACT	M	1	-	-	-	-	-	-	-	-	-	-	-	-	-	-	-	-	-	-	1
		F	2	-	-	-	-	-	-	-	-	-	-	-	-	-	-	-	-	-	-	2
750.1	PYLORIC STENOSIS	M	1	-	-	-	-	-	-	-	-	-	-	-	-	-	-	-	-	-	-	1
		F	-	-	-	-	-	-	-	-	-	-	-	-	-	-	-	-	-	-	-	-
750.3	ESOPHAGEAL ATRESIA AND STENOSIS	M	-	-	-	-	-	-	-	-	-	-	-	-	-	-	-	-	-	-	-	-
		F	1	-	-	-	-	-	-	-	-	-	-	-	-	-	-	-	-	-	-	1
750.9	UNSPECIFIED	M	-	-	-	-	-	-	-	-	-	-	-	-	-	-	-	-	-	-	-	-
		F	1	-	-	-	-	-	-	-	-	-	-	-	-	-	-	-	-	-	-	1
751	OTHER ANOMALIES, DIGESTIVE SYSTEM	M	3	-	-	-	-	-	-	-	-	-	-	-	-	-	-	-	-	-	-	3
		F	4	-	-	-	-	-	-	-	-	-	-	-	-	-	-	-	-	-	-	4
751.2	HIRSCHSPRING S DISEASE	M	1	-	-	-	-	-	-	-	-	-	-	-	-	-	-	-	-	-	-	1
		F	-	-	-	-	-	-	-	-	-	-	-	-	-	-	-	-	-	-	-	-
751.4	OTHER OF INTESTINE	M	1	-	-	-	-	-	-	-	-	-	-	-	-	-	-	-	-	-	-	1
		F	2	-	-	-	-	-	-	-	-	-	-	-	-	-	-	-	-	-	-	2
751.5	ATRESIA OF BILIARY DUCTS	M	-	-	-	-	-	-	-	-	-	-	-	-	-	-	-	-	-	-	-	-
		F	1	-	-	-	-	-	-	-	-	-	-	-	-	-	-	-	-	-	-	1
751.7	OF PANCREAS	M	1	-	-	-	-	-	-	-	-	-	-	-	-	-	-	-	-	-	-	1
		F	-	-	-	-	-	-	-	-	-	-	-	-	-	-	-	-	-	-	-	-
751.8	OTHER SPECIFIED OF DIGESTIVE SYSTEM	M	-	-	-	-	-	-	-	-	-	-	-	-	-	-	-	-	-	-	-	-
		F	1	-	-	-	-	-	-	-	-	-	-	-	-	-	-	-	-	-	-	1
TOTAL	DIGESTIVE SYSTEM (750-751)	M	4	-	-	-	-	-	-	-	-	-	-	-	-	-	-	-	-	-	-	4
		F	6	-	-	-	-	-	-	-	-	-	-	-	-	-	-	-	-	-	-	6
	GENITO-URINARY SYSTEM (752-753)																					

DEATHS BY CAUSE, SEX, AND AGE, ACCORDING TO THE DETAILED LIST, BRITISH COLUMBIA, 1977

Age-Group (Years)

INT. LIST.	CAUSE		00 -01	01 -04	05 -09	10 -14	15 -19	20 -24	25 -29	30 -34	35 -39	40 -44	45 -49	50 -54	55 -59	60 -64	65 -69	70 -74	75 -79	80 -84	85+	TOTAL
753	OF URINARY SYSTEM	M	4	-	-	-	-	-	-	-	-	-	-	-	-	-	-	-	1	1	-	6
		F	1	-	-	-	-	-	-	-	-	-	-	-	-	-	1	-	-	-	-	2
753.0	RENAL AGENESIS	M	3	-	-	-	-	-	-	-	-	-	-	-	-	-	-	-	-	-	-	3
		F	-	-	-	-	-	-	-	-	-	-	-	-	-	-	-	-	-	-	-	-
753.1	CYSTIC KIDNEY DISEASE	M	1	-	-	-	-	-	-	-	-	-	-	-	-	-	-	-	1	1	-	3
		F	1	-	-	-	-	-	-	-	-	-	-	-	-	-	1	-	-	-	-	2
TOTAL	GENITO-URINARY SYSTEM (752-753)	M	4	-	-	-	-	-	-	-	-	-	-	-	-	-	-	-	1	1	-	6
		F	1	-	-	-	-	-	-	-	-	-	-	-	-	-	1	-	-	-	-	2
	LIMBS AND MUSCULOSKELETAL SYSTEM (754-756)																					
756	OTHER CONGENITAL ANOMALIES OF MUSCULOSKELETAL SYSTEM	M	7	-	-	-	-	-	-	-	-	-	-	-	-	-	1	-	-	-	-	8
		F	4	-	-	-	-	-	-	-	-	-	-	-	1	-	-	-	-	1	-	6
756.1	ANOMALIES OF LUMBOSACRAL JOINT	M	-	-	-	-	-	-	-	-	-	-	-	-	-	-	-	-	-	-	-	-
		F	-	-	-	-	-	-	-	-	-	-	-	-	-	-	-	-	-	1	-	1
756.6	OSTEOGENESIS IMPERFECTA	M	-	-	-	-	-	-	-	-	-	-	-	-	-	-	1	-	-	-	-	1
		F	-	-	-	-	-	-	-	-	-	-	-	-	-	-	-	-	-	-	-	-
756.8	OTHER SPECIFIED OF MUSCLE, TENDON AND FASCIA	M	7	-	-	-	-	-	-	-	-	-	-	-	-	-	-	-	-	-	-	7
		F	4	-	-	-	-	-	-	-	-	-	-	-	1	-	-	-	-	-	-	5
TOTAL	LIMBS AND MUSCULOSKELETAL SYSTEM (754-756)	M	7	-	-	-	-	-	-	-	-	-	-	-	-	-	1	-	-	-	-	8
		F	4	-	-	-	-	-	-	-	-	-	-	-	1	-	-	-	-	1	-	6
	OTHER (757-759)																					
758	CONGENITAL ANOMALIES, OTHER AND NOS	M	2	-	-	-	-	-	-	-	-	-	-	-	-	-	-	-	-	-	-	2
		F	-	-	-	-	-	-	-	-	-	-	-	-	-	-	-	-	-	-	-	-
758.8	OTHER SPECIFIED	M	1	-	-	-	-	-	-	-	-	-	-	-	-	-	-	-	-	-	-	1
		F	-	-	-	-	-	-	-	-	-	-	-	-	-	-	-	-	-	-	-	-
758.9	UNSPECIFIED	M	1	-	-	-	-	-	-	-	-	-	-	-	-	-	-	-	-	-	-	1
		F	-	-	-	-	-	-	-	-	-	-	-	-	-	-	-	-	-	-	-	-
759	CONGENITAL SYNDROMES OF MULTIPLE SYSTEMS	M	9	1	-	-	-	1	1	-	-	-	-	-	-	-	-	-	-	-	-	12
		F	9	-	1	-	-	-	-	-	-	-	-	-	1	-	-	-	-	-	-	11
759.1	CONJOINED TWINS	M	2	-	-	-	-	-	-	-	-	-	-	-	-	-	-	-	-	-	-	2
		F	-	-	-	-	-	-	-	-	-	-	-	-	-	-	-	-	-	-	-	-
759.3	DOWNS DISEASE	M	-	1	-	-	-	-	-	-	-	-	-	-	-	-	-	-	-	-	-	1
		F	1	-	1	-	-	-	-	-	-	-	-	-	1	-	-	-	-	-	-	3
759.4	OTHER DUE TO AUTOSOMAL ABNORMALITY	M	1	-	-	-	-	-	-	-	-	-	-	-	-	-	-	-	-	-	-	1
		F	3	-	-	-	-	-	-	-	-	-	-	-	-	-	-	-	-	-	-	3
759.6	TUBEROUS SCLEROSIS	M	-	-	-	-	-	1	-	-	-	-	-	-	-	-	-	-	-	-	-	1
		F	-	-	-	-	-	-	-	-	-	-	-	-	-	-	-	-	-	-	-	-
759.8	OTHER SPECIFIED SYNDROMES	M	1	-	-	-	-	-	1	-	-	-	-	-	-	-	-	-	-	-	-	2
		F	1	-	-	-	-	-	-	-	-	-	-	-	-	-	-	-	-	-	-	1
759.9	MULTIPLE CONGENITAL ANOMALIES NOS	M	5	-	-	-	-	-	-	-	-	-	-	-	-	-	-	-	-	-	-	5
		F	4	-	-	-	-	-	-	-	-	-	-	-	-	-	-	-	-	-	-	4
TOTAL	OTHER (757-759)	M	11	1	-	-	-	1	1	-	-	-	-	-	-	-	-	-	-	-	-	14
		F	9	-	1	-	-	-	-	-	-	-	-	-	1	-	-	-	-	-	-	11
TOTAL	CONGENITAL ANOMALIES (740-759)	M	67	10	5	3	3	5	4	1	3	1	-	2	-	-	1	2	1	1	-	109
		F	54	5	5	-	2	3	1	-	-	1	-	1	2	-	1	1	1	1	-	78
	XV. CERTAIN CAUSES OF PERINATAL MORTALITY (760-778)																					
	CONDITIONS IN MOTHER (760-763)																					
761	OTHER MATERNAL, UNRELATED TO PREGNANCY	M	-	-	-	-	-	-	-	-	-	-	-	-	-	-	-	-	-	-	-	-
		F	1	-	-	-	-	-	-	-	-	-	-	-	-	-	-	-	-	-	-	1
761.9	OTHER MATERNAL CAUSES	M	-	-	-	-	-	-	-	-	-	-	-	-	-	-	-	-	-	-	-	-
		F	1	-	-	-	-	-	-	-	-	-	-	-	-	-	-	-	-	-	-	1

DEATHS BY CAUSE, SEX, AND AGE, ACCORDING TO THE DETAILED LIST, BRITISH COLUMBIA, 1977

INT. LIST.	C A U S E		00 -01	01 -04	05 -09	10 -14	15 -19	20 -24	25 -29	30 -34	35 -39	40 -44	45 -49	50 -54	55 -59	60 -64	65 -69	70 -74	75 -79	80 -84	85+	TOTAL
			Age-Group (Years)																			
762	TOXEMIA OF PREGNANCY	M	-	-	-	-	-	-	-	-	-	-	-	-	-	-	-	-	-	-	-	-
		F	2	-	-	-	-	-	-	-	-	-	-	-	-	-	-	-	-	-	-	2
762.0	RENAL DISEASE ARISING DURING PREGNANCY	M	-	-	-	-	-	-	-	-	-	-	-	-	-	-	-	-	-	-	-	-
		F	1	-	-	-	-	-	-	-	-	-	-	-	-	-	-	-	-	-	-	1
762.3	TOXEMIA UNSPECIFIED	M	-	-	-	-	-	-	-	-	-	-	-	-	-	-	-	-	-	-	-	-
		F	1	-	-	-	-	-	-	-	-	-	-	-	-	-	-	-	-	-	-	1
763	MATERNAL ANTE AND INTRAPARTUM INFECTION	M	2	-	-	-	-	-	-	-	-	-	-	-	-	-	-	-	-	-	-	2
		F	2	-	-	-	-	-	-	-	-	-	-	-	-	-	-	-	-	-	-	2
763.1	OTHER GENITOURINARY	M	1	-	-	-	-	-	-	-	-	-	-	-	-	-	-	-	-	-	-	1
		F	2	-	-	-	-	-	-	-	-	-	-	-	-	-	-	-	-	-	-	2
763.9	OTHER	M	1	-	-	-	-	-	-	-	-	-	-	-	-	-	-	-	-	-	-	1
		F	-	-	-	-	-	-	-	-	-	-	-	-	-	-	-	-	-	-	-	-
TOTAL	CONDITIONS IN MOTHER (760-763)	M	2	-	-	-	-	-	-	-	-	-	-	-	-	-	-	-	-	-	-	2
		F	5	-	-	-	-	-	-	-	-	-	-	-	-	-	-	-	-	-	-	5
	DIFFICULT LABOR (764-768)																					
764	DIFFICULT LABOR WITH ABNORMALITY OF BONES, ORGANS, OR TISSUES OF PELVIS	M	-	-	-	-	-	-	-	-	-	-	-	-	-	-	-	-	-	-	-	-
		F	1	-	-	-	-	-	-	-	-	-	-	-	-	-	-	-	-	-	-	1
764.4	WITH ASPHYXIA	M	-	-	-	-	-	-	-	-	-	-	-	-	-	-	-	-	-	-	-	-
		F	1	-	-	-	-	-	-	-	-	-	-	-	-	-	-	-	-	-	-	1
766	DIFFICULT LABOR, MALPOSITION OF FETUS	M	2	-	-	-	-	-	-	-	-	-	-	-	-	-	-	-	-	-	-	2
		F	3	-	-	-	-	-	-	-	-	-	-	-	-	-	-	-	-	-	-	3
766.0	WITH BIRTH INJURY TO BRAIN	M	-	-	-	-	-	-	-	-	-	-	-	-	-	-	-	-	-	-	-	-
		F	1	-	-	-	-	-	-	-	-	-	-	-	-	-	-	-	-	-	-	1
766.4	WITH ASPHYXIA	M	1	-	-	-	-	-	-	-	-	-	-	-	-	-	-	-	-	-	-	1
		F	1	-	-	-	-	-	-	-	-	-	-	-	-	-	-	-	-	-	-	1
766.9	WITHOUT BIRTH INJURY OR ASPHYXIA	M	1	-	-	-	-	-	-	-	-	-	-	-	-	-	-	-	-	-	-	1
		F	1	-	-	-	-	-	-	-	-	-	-	-	-	-	-	-	-	-	-	1
768	DIFFICULT LABOR WITH OTHER AND UNSPECIFIED COMPLICATIONS	M	3	-	-	-	-	-	-	-	-	-	-	-	-	-	-	-	-	-	-	3
		F	-	-	-	-	-	-	-	-	-	-	-	-	-	-	-	-	-	-	-	-
768.4	WITH ASPHYXIA	M	3	-	-	-	-	-	-	-	-	-	-	-	-	-	-	-	-	-	-	3
		F	-	-	-	-	-	-	-	-	-	-	-	-	-	-	-	-	-	-	-	-
TOTAL	DIFFICULT LABOR (764-768)	M	5	-	-	-	-	-	-	-	-	-	-	-	-	-	-	-	-	-	-	5
		F	4	-	-	-	-	-	-	-	-	-	-	-	-	-	-	-	-	-	-	4
	OTHER (769-779)																					
769	OTHER COMPLICATIONS OF PREGNANCY AND CHILDBIRTH	M	21	-	-	-	-	-	-	-	-	-	-	-	-	-	-	-	-	-	-	21
		F	14	-	-	-	-	-	-	-	-	-	-	-	-	-	-	-	-	-	-	14
769.0	INCOMPETENT CERVIX	M	5	-	-	-	-	-	-	-	-	-	-	-	-	-	-	-	-	-	-	5
		F	2	-	-	-	-	-	-	-	-	-	-	-	-	-	-	-	-	-	-	2
769.1	PREMATURE RUPTURE OF MEMBRANES	M	4	-	-	-	-	-	-	-	-	-	-	-	-	-	-	-	-	-	-	4
		F	7	-	-	-	-	-	-	-	-	-	-	-	-	-	-	-	-	-	-	7
769.2	HYDRAMNIOS	M	1	-	-	-	-	-	-	-	-	-	-	-	-	-	-	-	-	-	-	1
		F	1	-	-	-	-	-	-	-	-	-	-	-	-	-	-	-	-	-	-	1
769.4	MULTIPLE PREGNANCY	M	8	-	-	-	-	-	-	-	-	-	-	-	-	-	-	-	-	-	-	8
		F	3	-	-	-	-	-	-	-	-	-	-	-	-	-	-	-	-	-	-	3
769.9	OTHER	M	3	-	-	-	-	-	-	-	-	-	-	-	-	-	-	-	-	-	-	3
		F	1	-	-	-	-	-	-	-	-	-	-	-	-	-	-	-	-	-	-	1
770	CONDITIONS OF PLACENTA	M	12	-	-	-	-	-	-	-	-	-	-	-	-	-	-	-	-	-	-	12
		F	8	-	-	-	-	-	-	-	-	-	-	-	-	-	-	-	-	-	-	8
770.0	PLACENTA PREVIA	M	2	-	-	-	-	-	-	-	-	-	-	-	-	-	-	-	-	-	-	2
		F	3	-	-	-	-	-	-	-	-	-	-	-	-	-	-	-	-	-	-	3
770.1	PREMATURE SEPARATION OF PLACENTA	M	7	-	-	-	-	-	-	-	-	-	-	-	-	-	-	-	-	-	-	7

DEATHS BY CAUSE, SEX, AND AGE, ACCORDING TO THE DETAILED LIST, BRITISH COLUMBIA, 1977

Age-Group (Years)

INT. LIST.	C A U S E		00 -01	01 -04	05 -09	10 -14	15 -19	20 -24	25 -29	30 -34	35 -39	40 -44	45 -49	50 -54	55 -59	60 -64	65 -69	70 -74	75 -79	80 -84	85+	TOTAL
		F	5	-	-	-	-	-	-	-	-	-	-	-	-	-	-	-	-	-	-	5
770.2	PLACENTAL INFARCTION	M	1	-	-	-	-	-	-	-	-	-	-	-	-	-	-	-	-	-	-	1
		F	-	-	-	-	-	-	-	-	-	-	-	-	-	-	-	-	-	-	-	-
770.8	OTHER	M	2	-	-	-	-	-	-	-	-	-	-	-	-	-	-	-	-	-	-	2
		F	-	-	-	-	-	-	-	-	-	-	-	-	-	-	-	-	-	-	-	-
771	CONDITIONS OF UMBILICAL CORD	M	1	-	-	-	-	-	-	-	-	-	-	-	-	-	-	-	-	-	-	1
		F	1	-	-	-	-	-	-	-	-	-	-	-	-	-	-	-	-	-	-	1
771.0	COMPRESSION	M	-	-	-	-	-	-	-	-	-	-	-	-	-	-	-	-	-	-	-	-
		F	1	-	-	-	-	-	-	-	-	-	-	-	-	-	-	-	-	-	-	1
771.9	OTHER	M	1	-	-	-	-	-	-	-	-	-	-	-	-	-	-	-	-	-	-	1
		F	-	-	-	-	-	-	-	-	-	-	-	-	-	-	-	-	-	-	-	-
772	BIRTH INJURY WITHOUT MENTION OF CAUSE	M	8	-	-	-	-	-	-	-	-	-	-	-	-	-	-	-	-	-	-	8
		F	4	-	-	-	-	-	-	-	-	-	-	-	-	-	-	-	-	-	-	4
772.0	TO BRAIN	M	7	-	-	-	-	-	-	-	-	-	-	-	-	-	-	-	-	-	-	7
		F	4	-	-	-	-	-	-	-	-	-	-	-	-	-	-	-	-	-	-	4
772.9	OTHER AND UNSPECIFIED	M	1	-	-	-	-	-	-	-	-	-	-	-	-	-	-	-	-	-	-	1
		F	-	-	-	-	-	-	-	-	-	-	-	-	-	-	-	-	-	-	-	-
775	HEMOLYTIC DISEASE, NEWBORN, WITHOUT MENTION OF CAUSE	M	3	-	-	-	-	-	-	-	-	-	-	-	-	-	-	-	-	-	-	3
		F	3	-	-	-	-	-	-	-	-	-	-	-	-	-	-	-	-	-	-	3
775.0	WITH RH INCOMPATIBILITY	M	2	-	-	-	-	-	-	-	-	-	-	-	-	-	-	-	-	-	-	2
		F	-	-	-	-	-	-	-	-	-	-	-	-	-	-	-	-	-	-	-	-
775.9	WITHOUT MENTION OF CAUSE	M	1	-	-	-	-	-	-	-	-	-	-	-	-	-	-	-	-	-	-	1
		F	3	-	-	-	-	-	-	-	-	-	-	-	-	-	-	-	-	-	-	3
776	ANOXIC AND HYPOXIC CONDITIONS NEC	M	55	-	-	-	-	-	-	-	-	-	-	-	-	-	-	-	-	-	-	55
		F	22	-	-	-	-	-	-	-	-	-	-	-	-	-	-	-	-	-	-	22
776.0	ASPIRATION OF CONTENT OF BIRTH CANAL	M	2	-	-	-	-	-	-	-	-	-	-	-	-	-	-	-	-	-	-	2
		F	2	-	-	-	-	-	-	-	-	-	-	-	-	-	-	-	-	-	-	2
776.1	HYALINE MEMBRANE DISEASE	M	20	-	-	-	-	-	-	-	-	-	-	-	-	-	-	-	-	-	-	20
		F	3	-	-	-	-	-	-	-	-	-	-	-	-	-	-	-	-	-	-	3
776.2	RESPIRATORY DISTRESS SYNDROME	M	8	-	-	-	-	-	-	-	-	-	-	-	-	-	-	-	-	-	-	8
		F	7	-	-	-	-	-	-	-	-	-	-	-	-	-	-	-	-	-	-	7
776.3	FETAL DISTRESS	M	-	-	-	-	-	-	-	-	-	-	-	-	-	-	-	-	-	-	-	-
		F	1	-	-	-	-	-	-	-	-	-	-	-	-	-	-	-	-	-	-	1
776.4	INTRAUTERINE ANOXIA	M	1	-	-	-	-	-	-	-	-	-	-	-	-	-	-	-	-	-	-	1
		F	1	-	-	-	-	-	-	-	-	-	-	-	-	-	-	-	-	-	-	1
776.9	ASPHYXIA OF NEWBORN NOS	M	24	-	-	-	-	-	-	-	-	-	-	-	-	-	-	-	-	-	-	24
		F	8	-	-	-	-	-	-	-	-	-	-	-	-	-	-	-	-	-	-	8
777	IMMATURITY, UNQUALIFIED	M	15	-	-	-	-	-	-	-	-	-	-	-	-	-	-	-	-	-	-	15
		F	8	-	-	-	-	-	-	-	-	-	-	-	-	-	-	-	-	-	-	8
778	OTHER CONDITIONS OF FETUS OR NEWBORN	M	5	-	-	-	-	-	-	-	-	-	-	-	-	-	-	-	-	-	-	5
		F	6	-	-	-	-	-	-	-	-	-	-	-	-	-	-	-	-	-	-	6
778.2	HEMORRHAGIC DISEASE OF NEWBORN	M	3	-	-	-	-	-	-	-	-	-	-	-	-	-	-	-	-	-	-	3
		F	3	-	-	-	-	-	-	-	-	-	-	-	-	-	-	-	-	-	-	3
778.9	OTHER	M	2	-	-	-	-	-	-	-	-	-	-	-	-	-	-	-	-	-	-	2
		F	3	-	-	-	-	-	-	-	-	-	-	-	-	-	-	-	-	-	-	3
TOTAL	OTHER (769-779)	M	120	-	-	-	-	-	-	-	-	-	-	-	-	-	-	-	-	-	-	120
		F	66	-	-	-	-	-	-	-	-	-	-	-	-	-	-	-	-	-	-	66
TOTAL	CERTAIN CAUSES OF PERINATAL MORTALITY (760-779)	M	127	-	-	-	-	-	-	-	-	-	-	-	-	-	-	-	-	-	-	127
		F	75	-	-	-	-	-	-	-	-	-	-	-	-	-	-	-	-	-	-	75

XVI. SYMPTOMS AND ILL-DEFINED CONDITIONS (780-796)

SYMPTOMS REFERABLE TO SYSTEMS OR ORG ANS (780-796)

DEATHS BY CAUSE, SEX, AND AGE, ACCORDING TO THE DETAILED LIST, BRITISH COLUMBIA, 1977

Age-Group (Years)

INT. LIST.	CAUSE		00 -01	01 -04	05 -09	10 -14	15 -19	20 -24	25 -29	30 -34	35 -39	40 -44	45 -49	50 -54	55 -59	60 -64	65 -69	70 -74	75 -79	80 -84	85+	TOTAL
782	SYMPTOMS REFERABLE TO CARDIOVASCULAR AND LYMPHATIC SYSTEM	M	-	-	-	-	-	-	-	-	-	-	1	-	-	1	-	-	-	-	4	6
		F	-	-	-	-	-	-	-	-	-	-	-	-	-	-	-	1	1	-	3	5
782.4	ACUTE HEART FAILURE, NOS	M	-	-	-	-	-	-	-	-	-	-	1	-	-	1	-	-	-	-	4	6
		F	-	-	-	-	-	-	-	-	-	-	-	-	-	-	-	-	1	-	3	4
782.9	SHOCK WITHOUT TRAUMA	M	-	-	-	-	-	-	-	-	-	-	-	-	-	-	-	-	-	-	-	-
		F	-	-	-	-	-	-	-	-	-	-	-	-	-	-	-	1	-	-	-	1
TOTAL	SYMPTOMS REFERABLE TO SYSTEMS OR ORGANS (780-789)	M	-	-	-	-	-	-	-	-	-	-	1	-	-	1	-	-	-	-	4	6
		F	-	-	-	-	-	-	-	-	-	-	-	-	-	-	-	1	1	-	3	5
	SENILITY AND ILL-DEFINED DISEASES (790-796)																					
794	SENILITY WITHOUT PSYCHOSIS	M	-	-	-	-	-	-	-	-	-	-	-	-	-	-	-	-	-	1	5	6
		F	-	-	-	-	-	-	-	-	-	-	-	-	-	-	-	-	1	1	10	12
795	SUDDEN DEATH (CAUSE UNKNOWN)	M	39	2	-	-	-	-	-	-	-	-	-	-	-	-	-	-	-	-	-	41
		F	26	-	-	-	-	1	-	-	-	-	-	-	-	-	-	-	-	-	-	27
795.0	SUDDEN DEATH, UNDER 1 YEAR	M	39	2	-	-	-	-	-	-	-	-	-	-	-	-	-	-	-	-	-	41
		F	26	-	-	-	-	1	-	-	-	-	-	-	-	-	-	-	-	-	-	27
796	OTHER ILL-DEFINED AND UNKNOWN CAUSES	M	1	-	-	-	-	-	-	-	-	-	1	-	-	1	-	-	1	-	1	5
		F	1	-	-	-	-	-	1	-	-	-	-	-	-	2	-	-	-	-	1	5
796.2	FOUND DEAD (CAUSE UNKNOWN)	M	1	-	-	-	-	-	-	-	-	-	-	-	-	-	-	-	-	-	-	1
		F	-	-	-	-	-	-	-	-	-	-	-	-	-	2	-	-	-	-	-	2
796.3	DIED WITHOUT SIGN OF DISEASE	M	-	-	-	-	-	-	-	-	-	-	-	-	-	-	-	-	1	-	-	1
		F	-	-	-	-	-	-	-	-	-	-	-	-	-	-	-	-	-	-	1	1
796.9	UNKNOWN AND UNSPECIFIED CAUSES	M	-	-	-	-	-	-	-	-	-	-	1	-	-	1	-	-	-	-	1	3
		F	1	-	-	-	-	-	1	-	-	-	-	-	-	-	-	-	-	-	-	2
TOTAL	SENILITY AND ILL-DEFINED DISEASES (790-796)	M	40	2	-	-	-	-	-	-	-	-	1	-	-	1	-	-	1	1	6	52
		F	27	-	-	-	-	1	1	-	-	-	-	-	-	2	-	-	1	1	11	44
TOTAL	SYMPTOMS AND ILL-DEFINED CONDITIONS (780-796)	M	40	2	-	-	-	-	-	-	-	-	2	-	-	2	-	-	1	1	10	58
		F	27	-	-	-	-	1	1	-	-	-	-	-	-	2	-	1	2	1	14	49
	E XVII. ACCIDENTS, POISONINGS, AND VIOLENCE (E800-E999)																					
	RAILWAY ACCIDENTS (E800-E807)																					
E805	HIT BY ROLLING STOCK	M	-	-	-	-	-	1	-	-	1	-	-	-	-	1	-	1	-	-	-	4
		F	-	-	-	-	-	-	-	-	-	-	-	-	-	-	-	-	-	-	-	-
E805.2	PEDESTRIAN	M	-	-	-	-	-	1	-	-	1	-	-	-	-	1	-	1	-	-	-	4
		F	-	-	-	-	-	-	-	-	-	-	-	-	-	-	-	-	-	-	-	-
TOTAL	RAILWAY ACCIDENTS (E800-E807)	M	-	-	-	-	-	1	-	-	1	-	-	-	-	1	-	1	-	-	-	4
		F	-	-	-	-	-	-	-	-	-	-	-	-	-	-	-	-	-	-	-	-
	MOTOR VEHICLE TRAFFIC ACCIDENTS (E810-E819)																					
E810	COLLISION WITH TRAIN	M	-	-	-	-	-	1	-	-	-	-	-	2	-	-	-	-	-	-	-	3
		F	-	-	-	-	1	1	-	-	-	-	-	1	-	-	-	-	1	-	-	4
E810.0	DRIVER OF CAR, TRUCK, ETC.	M	-	-	-	-	-	1	-	-	-	-	-	2	-	-	-	-	-	-	-	3
		F	-	-	-	-	-	-	-	-	-	-	-	-	-	-	-	-	-	-	-	-
E810.1	PASSENGER IN CAR, TRUCK, ETC.	M	-	-	-	-	-	-	-	-	-	-	-	-	-	-	-	-	-	-	-	-
		F	-	-	-	-	-	1	-	-	-	-	-	1	-	-	-	-	1	-	-	3
E810.9	UNSPECIFIED PERSON	M	-	-	-	-	-	-	-	-	-	-	-	-	-	-	-	-	-	-	-	-
		F	-	-	-	-	1	-	-	-	-	-	-	-	-	-	-	-	-	-	-	1
E812	COLLISION WITH OTHER MOTOR VEHICLE	M	-	2	1	3	32	36	20	8	6	8	7	7	5	6	7	2	1	1	-	152
		F	-	-	4	5	7	10	7	7	6	8	1	8	5	7	5	3	2	2	-	87
E812.0	DRIVER OF CAR, TRUCK, ETC.	M	-	-	-	-	14	19	12	4	3	5	4	4	4	4	5	1	-	-	-	79
		F	-	-	-	-	2	5	2	5	4	3	1	5	3	4	4	-	-	1	-	39
E812.1	PASSENGER IN CAR, TRUCK, ETC.	M	-	2	1	-	8	10	4	3	3	1	3	2	1	2	-	-	1	1	-	42
		F	-	-	4	5	3	3	5	2	2	5	-	2	1	3	1	3	2	1	-	42
E812.2	MOTORCYCLIST	M	-	-	-	2	8	5	2	1	-	-	-	-	-	-	-	1	-	-	-	19

DEATHS BY CAUSE, SEX, AND AGE, ACCORDING TO THE DETAILED LIST, BRITISH COLUMBIA, 1977

INT. LIST.	CAUSE		Age-Group (Years) 00-01	01-04	05-09	10-14	15-19	20-24	25-29	30-34	35-39	40-44	45-49	50-54	55-59	60-64	65-69	70-74	75-79	80-84	85+	TOTAL
		F	-	-	-	-	-	1	-	-	-	-	-	-	-	-	-	-	-	-	-	1
E812.3	PASSENGER ON MOTORCYCLE	M	-	-	-	1	-	-	-	-	-	-	-	-	-	-	-	-	-	-	-	1
		F	-	-	-	-	2	-	-	-	-	-	-	-	-	-	-	-	-	-	-	2
E812.9	UNSPECIFIED PERSON	M	-	-	-	-	2	2	2	-	-	2	-	1	-	-	2	-	-	-	-	11
		F	-	-	-	-	-	1	-	-	-	-	-	1	1	-	-	-	-	-	-	3
E813	COLLISION WITH OTHER VEHICLE	M	-	-	1	3	1	-	-	-	1	-	-	-	-	-	-	-	-	-	-	6
		F	-	-	-	3	-	-	-	-	-	1	-	-	-	-	-	-	-	-	-	4
E813.6	PEDAL CYCLIST	M	-	-	1	3	1	-	-	-	1	-	-	-	-	-	-	-	-	-	-	6
		F	-	-	-	3	-	-	-	-	-	1	-	-	-	-	-	-	-	-	-	4
E814	COLLISION WITH PEDESTRIAN	M	-	2	4	4	5	3	2	3	1	-	3	5	2	4	2	11	4	2	2	59
		F	-	3	1	1	5	2	2	1	2	4	-	1	3	4	1	1	1	1	1	34
E814.7	PEDESTRIAN	M	-	2	4	4	5	3	2	3	1	-	3	5	2	4	2	11	4	2	2	59
		F	-	3	1	1	5	2	2	1	2	4	-	1	3	4	1	1	1	1	1	34
E815	OTHER COLLISION	M	-	-	-	-	-	-	-	-	-	-	-	1	-	-	2	-	-	-	-	3
		F	-	-	-	-	-	-	-	1	-	-	-	-	-	-	-	-	-	-	-	1
E815.0	DRIVER OF CAR, TRUCK, ETC.	M	-	-	-	-	-	-	-	-	-	-	-	1	-	-	-	-	-	-	-	1
		F	-	-	-	-	-	-	-	1	-	-	-	-	-	-	-	-	-	-	-	1
E815.1	PASSENGER IN CAR, TRUCK, ETC.	M	-	-	-	-	-	-	-	-	-	-	-	-	-	-	2	-	-	-	-	2
		F	-	-	-	-	-	-	-	-	-	-	-	-	-	-	-	-	-	-	-	-
E816	NONCOLLISION DUE TO LOSS OF CONTROL	M	1	1	2	1	57	55	34	19	11	7	5	4	1	6	5	3	-	1	-	213
		F	-	-	2	1	22	12	6	2	4	1	4	1	2	3	2	-	-	-	-	62
E816.0	DRIVER OF CAR, TRUCK, ETC.	M	-	-	-	-	27	29	21	15	5	7	4	3	1	5	3	2	-	1	-	123
		F	-	-	-	-	2	2	2	1	2	-	3	1	2	1	2	-	-	-	-	18
E816.1	PASSENGER IN CAR, TRUCK, ETC.	M	1	1	2	1	21	16	10	3	5	-	-	-	-	1	2	1	-	-	-	64
		F	-	-	2	1	18	9	4	1	1	1	1	-	-	2	-	-	-	-	-	40
E816.2	MOTORCYCLIST	M	-	-	-	-	3	7	-	-	-	-	1	1	-	-	-	-	-	-	-	12
		F	-	-	-	-	-	-	-	-	-	-	-	-	-	-	-	-	-	-	-	-
E816.3	PASSENGER ON MOTORCYCLE	M	-	-	-	-	1	1	-	-	-	-	-	-	-	-	-	-	-	-	-	2
		F	-	-	-	-	-	-	-	-	-	-	-	-	-	-	-	-	-	-	-	-
E816.9	UNSPECIFIED PERSON	M	-	-	-	-	5	2	3	1	1	-	-	-	-	-	-	-	-	-	-	12
		F	-	-	-	-	2	1	-	-	1	-	-	-	-	-	-	-	-	-	-	4
E817	NONCOLLISION, BOARDING OR ALIGHTING	M	-	-	-	-	-	-	-	-	-	-	-	-	-	1	-	-	-	-	-	1
		F	-	-	-	-	-	-	-	-	-	-	-	-	-	-	-	-	-	-	-	-
E817.1	PASSENGER IN CAR, TRUCK, ETC.	M	-	-	-	-	-	-	-	-	-	-	-	-	-	1	-	-	-	-	-	1
		F	-	-	-	-	-	-	-	-	-	-	-	-	-	-	-	-	-	-	-	-
E818	OTHER NONCOLLISION	M	1	-	1	-	2	1	-	1	-	-	-	-	-	-	-	-	-	-	-	6
		F	-	-	-	-	-	-	-	-	-	-	-	-	-	-	-	-	-	-	-	-
E818.1	PASSENGER IN CAR, TRUCK, ETC.	M	1	-	1	-	2	1	-	1	-	-	-	-	-	-	-	-	-	-	-	6
		F	-	-	-	-	-	-	-	-	-	-	-	-	-	-	-	-	-	-	-	-
E819	UNSPECIFIED NATURE	M	-	1	-	-	10	2	2	2	1	5	2	2	1	1	1	6	1	-	-	37
		F	-	-	1	-	1	1	1	-	-	-	3	1	1	1	2	2	2	-	1	17
E819.0	DRIVER OF CAR, TRUCK, ETC.	M	-	-	-	-	1	-	-	-	-	1	-	1	-	-	-	-	-	-	-	3
		F	-	-	-	-	-	-	-	-	-	-	-	-	-	-	1	-	-	-	-	1
E819.1	PASSENGER IN CAR, TRUCK, ETC.	M	-	-	-	-	3	-	-	-	-	-	-	-	1	-	-	-	1	-	-	5
		F	-	-	-	-	-	-	-	-	-	-	-	-	-	-	-	-	-	-	1	1
E819.7	PEDESTRIAN	M	-	-	-	-	-	-	-	-	-	-	-	-	-	-	-	1	-	-	-	1
		F	-	-	-	-	-	-	-	-	-	-	-	-	-	-	-	-	-	-	-	-
E819.9	UNSPECIFIED PERSON	M	-	1	-	-	6	2	2	2	1	4	2	1	-	1	1	5	-	-	-	28
		F	-	-	1	-	1	1	1	-	-	-	3	1	1	1	1	2	2	-	-	15
TOTAL	MOTOR VEHICLE TRAFFIC ACCIDENTS (E810-E819)	M	2	6	9	11	107	98	58	33	20	20	17	21	9	18	17	22	6	4	2	480
		F	-	3	8	10	36	26	16	11	12	14	8	12	11	15	10	6	6	3	2	209

MOTOR VEHICLE NONTRAFFIC ACCIDENTS (E820-E823)

DEATHS BY CAUSE, SEX, AND AGE, ACCORDING TO THE DETAILED LIST, BRITISH COLUMBIA, 1977

Age-Group (Years)

INT. LIST.	C A U S E		00 -01	01 -04	05 -09	10 -14	15 -19	20 -24	25 -29	30 -34	35 -39	40 -44	45 -49	50 -54	55 -59	60 -64	65 -69	70 -74	75 -79	80 -84	85+	TOTAL
E820	COLLISION WITH MOVING OBJECT	M	-	3	-	-	-	-	1	-	1	1	-	1	-	-	-	1	-	-	-	8
		F	-	-	-	-	-	-	-	-	-	-	1	-	2	-	-	-	-	1	-	4
E820.7	PEDESTRIAN	M	-	3	-	-	-	-	-	-	1	1	-	1	-	-	-	1	-	-	-	7
		F	-	-	-	-	-	-	-	-	-	-	1	-	1	-	-	-	-	1	-	3
E820.9	UNSPECIFIED PERSON	M	-	-	-	-	-	-	1	-	-	-	-	-	-	-	-	-	-	-	-	1
		F	-	-	-	-	-	-	-	-	-	-	-	-	1	-	-	-	-	-	-	1
E821	COLLISION WITH STATIONARY OBJECT	M	-	-	-	-	1	-	-	-	-	-	-	-	-	-	-	-	-	-	-	1
		F	-	-	-	-	-	-	-	-	-	-	-	-	-	-	-	-	-	-	-	-
E821.1	PASSENGER IN CAR, TRUCK, ETC.	M	-	-	-	-	1	-	-	-	-	-	-	-	-	-	-	-	-	-	-	1
		F	-	-	-	-	-	-	-	-	-	-	-	-	-	-	-	-	-	-	-	-
E823	OTHER AND UNSPECIFIED	M	-	-	-	-	1	1	-	-	-	-	-	-	-	-	-	-	-	-	-	2
		F	-	-	-	-	-	-	-	-	-	-	-	-	-	-	-	-	-	-	-	-
E823.0	DRIVER OF MOTOR VEHICLE OTHER THAN MOTORCYCLE	M	-	-	-	-	-	1	-	-	-	-	-	-	-	-	-	-	-	-	-	1
		F	-	-	-	-	-	-	-	-	-	-	-	-	-	-	-	-	-	-	-	-
E823.9	UNSPECIFIED PERSON	M	-	-	-	-	1	-	-	-	-	-	-	-	-	-	-	-	-	-	-	1
		F	-	-	-	-	-	-	-	-	-	-	-	-	-	-	-	-	-	-	-	-
TOTAL	MOTOR VEHICLE NONTRAFFIC ACCIDENTS (E820-E823)	M	-	3	-	-	2	1	1	-	1	1	-	1	-	-	-	1	-	-	-	11
		F	-	-	-	-	-	-	-	-	-	-	1	-	2	-	-	-	-	1	-	4
	OTHER ROAD VEHICLE ACCIDENTS (E825-E827)																					
E826	PEDAL CYCLE ACCIDENT	M	-	-	-	-	-	-	-	-	-	1	-	-	-	-	-	-	-	-	-	1
		F	-	-	-	-	-	-	-	-	-	-	-	-	-	-	-	-	-	-	-	-
E826.1	PEDAL CYCLIST	M	-	-	-	-	-	-	-	-	-	1	-	-	-	-	-	-	-	-	-	1
		F	-	-	-	-	-	-	-	-	-	-	-	-	-	-	-	-	-	-	-	-
E827	OTHER NONMOTOR ROAD VEHICLE ACCIDENT	M	-	-	-	-	-	-	-	-	-	-	-	-	-	-	-	-	-	-	-	-
		F	-	-	-	-	-	-	-	-	1	-	-	-	-	-	-	-	-	-	-	1
E827.8	OTHER SPECIFIED PERSON	M	-	-	-	-	-	-	-	-	-	-	-	-	-	-	-	-	-	-	-	-
		F	-	-	-	-	-	-	-	-	1	-	-	-	-	-	-	-	-	-	-	1
TOTAL	OTHER ROAD VEHICLE ACCIDENTS (E825-E827)	M	-	-	-	-	-	-	-	-	-	1	-	-	-	-	-	-	-	-	-	1
		F	-	-	-	-	-	-	-	-	1	-	-	-	-	-	-	-	-	-	-	1
	WATER TRANSPORT ACCIDENTS (E830-E838)																					
E830	ACCIDENT TO WATERCRAFT WITH SUBMERSION	M	1	1	-	2	2	6	5	3	3	1	1	2	2	1	1	-	-	-	-	31
		F	-	-	1	-	-	-	2	1	-	-	1	-	1	-	-	-	-	-	-	6
E830.0	OCCUPANT OF SMALL BOAT	M	-	1	-	2	2	6	5	3	2	1	-	2	1	1	-	-	-	-	-	26
		F	-	-	1	-	-	-	-	-	-	-	-	-	-	-	-	-	-	-	-	1
E830.1	OCCUPANT OF OTHER WATERCRAFT, CREW	M	-	-	-	-	-	-	-	-	-	-	-	-	-	-	1	-	-	-	-	1
		F	-	-	-	-	-	-	-	-	-	-	-	-	-	-	-	-	-	-	-	-
E830.2	OCCUPANT OF OTHER WATERCRAFT, NON-CREW	M	1	-	-	-	-	-	-	-	1	-	1	-	1	-	-	-	-	-	-	4
		F	-	-	-	-	-	-	1	1	-	-	1	-	1	-	-	-	-	-	-	4
E830.9	UNSPECIFIED PERSON	M	-	-	-	-	-	-	-	-	-	-	-	-	-	-	-	-	-	-	-	-
		F	-	-	-	-	-	-	1	-	-	-	-	-	-	-	-	-	-	-	-	1
E832	OTHER ACCIDENTAL SUBMERSION	M	-	1	-	-	3	2	-	2	-	1	-	1	1	3	1	1	-	-	-	16
		F	-	-	-	-	-	-	-	-	-	-	-	-	-	-	-	-	-	-	-	-
E832.0	OCCUPANT OF SMALL BOAT	M	-	-	-	-	1	2	-	2	-	1	-	1	-	2	1	1	-	-	-	11
		F	-	-	-	-	-	-	-	-	-	-	-	-	-	-	-	-	-	-	-	-
E832.1	OCCUPANT, WATER CRAFT - CREW	M	-	-	-	-	1	-	-	-	-	-	-	-	1	-	-	-	-	-	-	2
		F	-	-	-	-	-	-	-	-	-	-	-	-	-	-	-	-	-	-	-	-
E832.2	OCCUPANT, WATER CRAFT - NON-CREW	M	-	1	-	-	1	-	-	-	-	-	-	-	-	1	-	-	-	-	-	3
		F	-	-	-	-	-	-	-	-	-	-	-	-	-	-	-	-	-	-	-	-
E834	OTHER FALL FROM ONE LEVEL TO ANOTHER	M	-	-	-	-	-	-	-	1	-	-	-	-	-	-	-	-	-	-	-	1
		F	-	-	-	-	-	-	-	-	-	-	-	-	-	-	-	-	-	-	-	-
E834.1	OCCUPANT, WATER CRAFT - CREW	M	-	-	-	-	-	-	-	1	-	-	-	-	-	-	-	-	-	-	-	1

DEATHS BY CAUSE, SEX, AND AGE, ACCORDING TO THE DETAILED LIST, BRITISH COLUMBIA, 1977

Age-Group (Years)

INT. LIST.	CAUSE		00 -01	01 -04	05 -09	10 -14	15 -19	20 -24	25 -29	30 -34	35 -39	40 -44	45 -49	50 -54	55 -59	60 -64	65 -69	70 -74	75 -79	80 -84	85+	TOTAL
		F	-	-	-	-	-	-	-	-	-	-	-	-	-	-	-	-	-	-	-	-
E837	EXPLOSION, FIRE, BURNING	M	-	-	-	-	-	-	-	2	-	-	-	-	-	-	-	-	-	-	-	2
		F	-	-	-	-	-	-	-	-	-	-	-	-	-	-	-	-	-	-	-	-
E837.0	OCCUPANT OF SMALL BOAT	M	-	-	-	-	-	-	-	1	-	-	-	-	-	-	-	-	-	-	-	1
		F	-	-	-	-	-	-	-	-	-	-	-	-	-	-	-	-	-	-	-	-
E837.1	OCCUPANT, WATER CRAFT - CREW	M	-	-	-	-	-	-	-	1	-	-	-	-	-	-	-	-	-	-	-	1
		F	-	-	-	-	-	-	-	-	-	-	-	-	-	-	-	-	-	-	-	-
E838	OTHER AND UNSPECIFIED ACCIDENT	M	-	-	-	1	-	-	-	-	-	-	-	-	-	-	-	-	-	-	-	1
		F	-	-	1	-	-	-	-	-	-	1	-	-	-	-	-	-	-	-	-	2
E838.2	OCCUPANT, WATER CRAFT - NON-CREW	M	-	-	-	1	-	-	-	-	-	-	-	-	-	-	-	-	-	-	-	1
		F	-	-	1	-	-	-	-	-	-	1	-	-	-	-	-	-	-	-	-	2
TOTAL	WATER TRANSPORT ACCIDENTS (E830-E838)	M	1	2	-	3	5	8	5	8	3	2	1	3	3	4	2	1	-	-	-	51
		F	-	-	2	-	-	-	2	1	-	1	1	-	1	-	-	-	-	-	-	8
	AIR AND SPACE TRANSPORT ACCIDENTS (E840-E845)																					
E840	POWERED AIRCRAFT AT TAKE-OFF OR LANDING	M	-	-	-	-	-	2	1	1	-	-	-	-	-	-	-	-	-	-	-	4
		F	-	-	-	-	-	-	-	-	-	-	-	-	-	-	-	-	-	-	-	-
E840.4	OCCUPANT OF AIRCRAFT, OTHER AND NOS	M	-	-	-	-	-	2	1	1	-	-	-	-	-	-	-	-	-	-	-	4
		F	-	-	-	-	-	-	-	-	-	-	-	-	-	-	-	-	-	-	-	-
E841	POWERED AIRCRAFT, OTHER AND NOS	M	-	1	-	-	2	8	7	5	2	3	5	4	2	2	1	-	-	-	-	42
		F	-	-	-	-	1	3	-	1	1	-	1	-	-	1	-	-	-	-	-	8
E841.2	OCCUPANT OF COMMERCIAL AIRCRAFT, CREW	M	-	-	-	-	-	2	-	1	1	2	-	-	1	-	-	-	-	-	-	7
		F	-	-	-	-	-	1	-	-	-	-	-	-	-	-	-	-	-	-	-	1
E841.3	OTHER OCCUPANT OF COMMERCIAL AIRCRAFT	M	-	1	-	-	-	2	1	3	1	1	3	1	-	1	1	-	-	-	-	15
		F	-	-	-	-	-	1	-	1	1	-	-	-	-	-	-	-	-	-	-	3
E841.4	OCCUPANT OF AIRCRAFT, OTHER AND NOS	M	-	-	-	-	2	4	6	1	-	-	2	3	1	1	-	-	-	-	-	20
		F	-	-	-	-	1	1	-	-	-	-	1	-	-	1	-	-	-	-	-	4
E842	UNPOWERED AIRCRAFT	M	-	-	-	-	1	1	-	1	-	-	-	-	-	-	-	-	-	-	-	3
		F	-	-	-	-	-	-	-	-	-	-	-	-	-	-	-	-	-	-	-	-
E842.4	OCCUPANT OF AIRCRAFT, OTHER AND NOS	M	-	-	-	-	1	1	-	1	-	-	-	-	-	-	-	-	-	-	-	3
		F	-	-	-	-	-	-	-	-	-	-	-	-	-	-	-	-	-	-	-	-
E844	OTHER SPECIFIED ACCIDENT	M	-	-	-	-	-	-	-	-	1	-	-	-	-	-	-	-	-	-	-	1
		F	-	-	-	-	-	1	-	-	-	-	1	-	-	-	-	-	-	-	-	2
E844.0	OCCUPANT OF SPACECRAFT	M	-	-	-	-	-	-	-	-	1	-	-	-	-	-	-	-	-	-	-	1
		F	-	-	-	-	-	-	-	-	-	-	-	-	-	-	-	-	-	-	-	-
E844.8	OTHER SPECIFIED PERSON	M	-	-	-	-	-	-	-	-	-	-	-	-	-	-	-	-	-	-	-	-
		F	-	-	-	-	-	1	-	-	-	-	1	-	-	-	-	-	-	-	-	2
TOTAL	AIR AND SPACE ACCIDENTS (E840-E845)	M	-	1	-	-	3	11	8	7	3	3	5	4	2	2	1	-	-	-	-	50
		F	-	-	-	-	1	4	-	1	1	-	2	-	-	1	-	-	-	-	-	10
	ACCIDENTAL POISONING BY DRUGS AND MEDICAMENTS (E850-E859)																					
E851	HORMONES AND SYNTHETIC SUBSTITUTES	M	-	-	-	-	-	-	-	-	-	-	1	-	-	-	-	-	-	-	-	1
		F	-	-	-	-	-	-	-	-	-	-	-	-	-	-	-	-	-	-	-	-
E851.3	INSULINS AND ANTIDIABETIC AGENTS	M	-	-	-	-	-	-	-	-	-	-	1	-	-	-	-	-	-	-	-	1
		F	-	-	-	-	-	-	-	-	-	-	-	-	-	-	-	-	-	-	-	-
E853	ANALGESICS AND ANTIPYRETICS	M	-	-	-	-	1	3	3	-	1	1	-	1	1	-	-	-	-	-	-	11
		F	-	-	-	-	-	2	1	2	-	2	-	-	1	-	-	-	-	-	-	8
E853.0	OPIATES AND SYNTHETIC ANALOGUES	M	-	-	-	-	1	2	3	-	1	-	-	-	1	-	-	-	-	-	-	8
		F	-	-	-	-	-	2	1	2	-	2	-	-	-	-	-	-	-	-	-	7
E853.1	SALICYLATES AND CONGENERS	M	-	-	-	-	-	-	-	-	-	1	-	1	-	-	-	-	-	-	-	2
		F	-	-	-	-	-	-	-	-	-	-	-	-	1	-	-	-	-	-	-	1
E853.9	OTHER	M	-	-	-	-	-	1	-	-	-	-	-	-	-	-	-	-	-	-	-	1

NOTE—Cause of death adjustments resulting from medical coder's queries are not reflected in this table. *See* Introduction.

DEATHS BY CAUSE, SEX, AND AGE, ACCORDING TO THE DETAILED LIST, BRITISH COLUMBIA, 1977

INT. LIST.	CAUSE		Age-Group (Years) 00-01	01-04	05-09	10-14	15-19	20-24	25-29	30-34	35-39	40-44	45-49	50-54	55-59	60-64	65-69	70-74	75-79	80-84	85+	TOTAL
		F	-	-	-	-	-	-	-	-	-	-	-	-	-	-	-	-	-	-	-	-
E854	OTHER SEDATIVES AND HYPNOTICS	M	-	-	-	-	-	2	5	1	-	2	-	-	1	2	-	1	-	-	-	14
		F	-	-	-	-	-	-	-	-	-	-	-	2	1	-	-	-	-	-	-	3
E854.0	BARBITURATES	M	-	-	-	-	-	2	3	1	-	2	-	-	1	1	-	1	-	-	-	11
		F	-	-	-	-	-	-	-	-	-	-	-	2	1	-	-	-	-	-	-	3
E854.9	OTHER	M	-	-	-	-	-	-	2	-	-	-	-	-	-	1	-	-	-	-	-	3
		F	-	-	-	-	-	-	-	-	-	-	-	-	-	-	-	-	-	-	-	-
E855	NERVOUS SYSTEM, PSYCHOTHERAPEUTIC	M	-	-	-	-	-	1	-	-	-	-	-	-	-	-	-	-	-	-	-	1
		F	-	-	-	-	-	-	-	-	-	-	-	-	-	-	-	-	-	-	-	-
E855.1	TRANQUILIZERS	M	-	-	-	-	-	1	-	-	-	-	-	-	-	-	-	-	-	-	-	1
		F	-	-	-	-	-	-	-	-	-	-	-	-	-	-	-	-	-	-	-	-
E856	OTHER NERVOUS DEPRESSANTS AND STIMULANTS	M	-	-	-	-	-	-	1	-	-	-	-	-	-	-	-	-	-	-	-	1
		F	-	-	-	-	-	-	-	-	-	-	-	-	-	-	-	-	-	-	-	-
E856.9	OTHER AND UNSPECIFIED	M	-	-	-	-	-	-	1	-	-	-	-	-	-	-	-	-	-	-	-	1
		F	-	-	-	-	-	-	-	-	-	-	-	-	-	-	-	-	-	-	-	-
E859	DRUGS AND MEDICAMENTS, OTHER AND NOS	M	-	-	-	-	-	2	2	-	1	-	-	-	-	1	-	-	-	-	-	6
		F	-	1	-	-	-	1	2	1	-	-	3	-	-	-	-	-	-	-	-	8
E859.0	LOCAL ANESTHETICS	M	-	-	-	-	-	-	-	-	1	-	-	-	-	-	-	-	-	-	-	1
		F	-	1	-	-	-	-	-	-	-	-	-	-	-	-	-	-	-	-	-	1
E859.9	DRUGS, UNSPECIFIED	M	-	-	-	-	-	2	2	-	-	-	-	-	-	1	-	-	-	-	-	5
		F	-	-	-	-	-	1	2	1	-	-	3	-	-	-	-	-	-	-	-	7
TOTAL	ACCIDENTAL POISONING BY DRUGS AND MEDICAMENTS (E850-E859)	M	-	-	-	-	1	8	11	1	2	3	1	1	2	3	-	1	-	-	-	34
		F	-	1	-	-	-	3	3	3	-	2	3	2	2	-	-	-	-	-	-	19
	ACCIDENTAL POISONING BY OTHER SOLID AND LIQUID SUBSTANCES (E860-E869)																					
E860	ALCOHOL	M	-	-	-	-	-	-	-	3	4	4	2	7	6	1	1	1	-	-	-	29
		F	-	-	-	-	-	2	-	-	2	3	-	3	1	2	-	1	-	-	-	14
E864	PETROLEUM PRODUCTS AND OTHER SOLVENTS	M	-	-	-	-	-	-	-	-	-	-	-	-	1	-	-	-	-	-	-	1
		F	-	-	-	-	-	-	-	-	-	-	-	-	-	-	-	-	-	-	-	-
E869	OTHER AND UNSPECIFIED SOLID AND LIQUID SUBSTANCES	M	1	-	-	-	-	3	4	2	4	2	6	2	3	1	-	-	-	1	-	29
		F	-	-	-	-	-	2	2	1	1	-	2	2	5	1	-	1	-	-	-	17
TOTAL	ACCIDENTAL POISONING BY OTHER SOLID AND LIQUID SUBSTANCES (E860-E869)	M	1	-	-	-	-	3	4	5	8	6	8	9	10	2	1	1	-	1	-	59
		F	-	-	-	-	-	4	2	1	3	3	2	5	6	3	-	2	-	-	-	31
	ACCIDENTAL POISONING BY GASES AND VAPORS (E870-E877)																					
E871	PETROLEUM GAS IN MOBILE CONTAINERS	M	-	-	-	-	-	-	-	-	-	-	-	-	-	1	-	-	-	-	-	1
		F	-	-	-	-	-	-	-	-	-	-	-	-	1	-	-	-	-	-	-	1
E873	MOTOR VEHICLE EXHAUST GAS	M	1	-	-	-	1	-	1	1	1	-	-	-	-	-	-	-	-	-	-	5
		F	-	-	-	-	1	1	-	-	-	-	-	-	-	-	-	-	-	-	-	2
E874	CARBON MONOXIDE, DOMESTIC FUEL	M	-	-	-	-	-	-	-	-	-	-	1	-	-	-	-	-	-	-	-	1
		F	-	-	-	-	-	-	-	-	-	-	-	-	-	-	-	-	-	-	-	-
E875	OTHER CARBON MONOXIDE	M	-	-	-	-	1	-	-	-	-	-	-	-	-	-	-	-	-	-	-	1
		F	-	-	-	-	1	-	-	-	-	-	-	-	-	-	-	-	-	-	-	1
E876	OTHER GASES AND VAPORS	M	-	-	-	-	-	-	-	-	2	-	-	-	-	-	-	-	-	-	-	2
		F	-	-	-	-	-	-	-	-	-	-	-	-	-	-	-	-	-	-	-	-
E877	UNSPECIFIED GASES AND VAPORS	M	-	-	-	-	-	-	-	-	-	-	-	-	-	1	-	-	-	-	-	1
		F	-	-	-	-	-	-	-	-	-	-	-	-	-	-	-	-	-	-	-	-
TOTAL	ACCIDENTAL POISONING BY GASES AND VAPORS (E870-E877)	M	1	-	-	-	2	-	1	1	3	-	1	-	-	2	-	-	-	-	-	11
		F	-	-	-	-	2	1	-	-	-	-	-	-	1	-	-	-	-	-	-	4
	ACCIDENTAL FALLS (E880-E887)																					
E880	ON OR FROM STAIRS OR STEPS	M	-	-	-	-	-	-	1	-	-	-	2	7	2	1	2	1	2	2	3	23
		F	-	-	-	-	-	-	-	-	-	-	-	1	-	-	2	3	2	2	3	13

NOTE—Cause of death adjustments resulting from medical coder's queries are not reflected in this table. *See* Introduction.

DEATHS BY CAUSE, SEX, AND AGE, ACCORDING TO THE DETAILED LIST, BRITISH COLUMBIA, 1977

INT. LIST.	CAUSE		Age-Group (Years) 00-01	01-04	05-09	10-14	15-19	20-24	25-29	30-34	35-39	40-44	45-49	50-54	55-59	60-64	65-69	70-74	75-79	80-84	85+	TOTAL
E881	ON OR FROM LADDERS OR SCAFFOLDING	M	-	-	-	-	-	-	-	-	1	-	-	-	1	1	-	-	1	-	-	4
		F	-	-	-	-	-	-	-	-	-	-	-	-	-	-	-	-	-	-	-	-
E882	FROM BUILDING OR OTHER STRUCTURE	M	-	-	-	-	-	2	2	-	-	1	-	1	1	1	-	-	1	1	1	11
		F	-	-	-	-	1	-	-	-	-	-	-	-	-	-	-	-	-	-	-	1
E884	OTHER, FROM ONE LEVEL TO ANOTHER	M	2	-	-	1	4	1	1	1	-	-	-	1	3	-	2	1	1	1	4	23
		F	-	-	1	-	-	1	1	-	-	-	-	1	-	-	-	-	-	3	8	15
E885	ON SAME LEVEL FROM SLIPPING OR STUMBLING	M	-	-	-	-	-	-	-	-	-	-	-	-	-	-	1	-	-	4	3	8
		F	-	-	-	-	-	-	-	-	-	-	-	-	-	1	-	-	4	4	4	13
E887	OTHER AND UNSPECIFIED FALL	M	-	-	-	-	-	1	-	1	1	4	6	6	3	3	2	7	8	10	32	84
		F	-	-	-	-	-	-	-	-	-	1	-	1	2	1	4	4	16	23	54	106
TOTAL	ACCIDENTAL FALLS (E880-E887)	M	2	-	-	1	4	4	4	2	2	5	8	15	10	6	7	9	13	18	43	153
		F	-	-	1	-	1	1	1	-	-	1	-	3	2	2	6	7	22	32	69	148
	ACCIDENTS CAUSED BY FIRES AND FLAMES(E890-E899)																					
E890	IN PRIVATE DWELLING	M	1	1	4	1	5	8	-	3	1	1	1	2	1	1	-	3	-	-	-	33
		F	-	4	1	1	3	3	2	1	1	1	-	3	-	1	1	-	-	-	1	23
E891	IN OTHER BUILDING OR STRUCTURE	M	-	-	-	-	-	-	1	-	-	-	-	-	-	-	-	1	-	-	-	2
		F	-	-	-	-	-	-	-	-	-	-	-	-	-	-	-	-	-	-	-	-
E892	NOT IN BUILDING OR STRUCTURE	M	-	-	-	-	-	-	-	-	-	-	-	-	-	-	1	-	-	-	-	1
		F	-	-	-	-	-	-	-	-	-	-	-	-	-	-	-	-	-	-	-	-
E893	IGNITION OF CLOTHING	M	-	1	-	-	-	-	-	-	-	-	-	-	-	-	-	-	-	-	1	2
		F	-	-	-	-	-	-	-	-	-	-	-	1	1	-	-	-	1	-	-	3
E894	IGNITION OF HIGHLY INFLAMMABLE MATERIAL	M	-	-	-	-	-	-	1	-	-	-	-	-	-	1	1	-	-	-	-	3
		F	-	1	-	-	-	-	-	-	-	-	-	-	-	-	-	-	-	-	-	1
E896	CONTROLLED, OTHER BUILDING OR STRUCTURE	M	-	-	-	-	-	1	-	-	-	-	-	-	-	-	-	-	-	-	-	1
		F	-	-	-	-	-	-	-	-	-	-	-	-	-	-	-	-	-	-	-	-
E897	CONTROLLED, NOT IN BUILDING OR STRUCTURE	M	-	-	-	-	-	-	1	-	-	-	-	-	-	1	-	-	-	-	-	2
		F	-	-	-	-	-	-	-	-	-	-	-	-	-	-	-	-	1	-	-	1
E898	OTHER SPECIFIED FIRES OR FLAMES	M	-	-	-	-	-	-	-	-	-	-	1	1	-	-	-	1	-	-	1	4
		F	-	-	-	-	-	-	-	-	-	-	-	-	-	-	-	-	-	-	-	-
TOTAL	ACCIDENTS CAUSED BY FIRES AND FLAMES (E890-E899)	M	1	2	4	1	5	9	3	3	1	1	2	3	1	3	2	5	-	-	2	48
		F	-	5	1	1	3	3	2	1	1	1	-	4	1	1	1	-	2	-	1	28
	ACCIDENTS DUE TO NATURAL AND ENVIRONMENTAL FACTORS (E900-E909)																					
E900	EXCESSIVE HEAT	M	-	-	-	-	-	-	1	1	-	-	-	-	-	-	-	-	-	-	-	2
		F	-	-	-	-	-	-	-	-	-	-	-	-	-	-	1	-	-	-	-	1
E901	EXCESSIVE COLD	M	-	-	-	-	3	-	-	-	-	-	-	-	-	-	1	2	1	-	-	7
		F	-	1	-	-	-	-	-	-	-	-	1	-	-	-	-	1	1	-	-	4
E904	HUNGER, THIRST, EXPOSURE AND NEGLECT	M	-	-	-	-	-	-	-	-	-	-	-	-	-	-	1	-	-	-	-	1
		F	-	-	-	-	-	-	-	-	-	-	-	-	-	-	-	-	-	-	-	-
E909	OTHER NATURAL AND ENVIRONMENTAL FACTORS	M	-	-	-	-	-	1	-	-	-	1	-	-	-	-	-	-	-	-	-	2
		F	-	-	-	-	-	-	-	1	-	-	-	-	-	-	-	-	-	-	-	1
TOTAL	ACCIDENTS DUE TO NATURAL AND ENVIRONMENTAL FACTORS (E900-E909)	M	-	-	-	-	3	1	1	1	-	1	-	-	-	-	2	2	1	-	-	12
		F	-	1	-	-	-	-	-	1	-	-	1	-	-	-	1	1	1	-	-	6
	OTHER ACCIDENTS (E910-E929)																					
E910	DROWNING AND SUBMERSION	M	-	9	4	4	10	6	3	3	3	3	2	4	3	1	4	2	2	-	-	63
		F	2	5	2	-	1	-	1	1	1	-	-	1	1	1	1	-	1	1	-	19
E910.0	IN RECREATIONAL ACTIVITIES	M	-	1	3	2	7	5	1	2	-	-	-	1	2	1	1	-	-	-	-	26
		F	-	1	1	-	1	-	-	1	-	-	-	1	-	-	-	-	1	-	-	6
E910.9	OTHER AND UNSPECIFIED	M	-	8	1	2	3	1	2	1	3	3	2	3	1	-	3	2	2	-	-	37
		F	2	4	1	-	-	-	1	-	1	-	-	-	1	1	1	-	-	1	-	13
E911	INHALATION AND INGESTION OF FOOD	M	4	1	-	-	-	3	-	-	-	-	1	1	-	1	3	-	-	-	1	15
		F	3	1	-	-	-	-	-	-	-	-	1	-	-	1	1	1	-	-	-	8

DEATHS BY CAUSE, SEX, AND AGE, ACCORDING TO THE DETAILED LIST, BRITISH COLUMBIA, 1977

INT. LIST.	C A U S E		00 -01	01 -04	05 -09	10 -14	15 -19	20 -24	25 -29	30 -34	35 -39	40 -44	45 -49	50 -54	55 -59	60 -64	65 -69	70 -74	75 -79	80 -84	85+	TOTAL
			Age-Group (Years)																			
E912	INHALATION AND INGESTION OF OTHER OBJECT	M	-	-	-	-	-	-	-	-	-	-	-	1	1	-	-	1	-	-	-	3
		F	-	-	-	-	-	-	-	-	-	-	-	-	-	-	-	-	-	-	-	-
E913	ACCIDENTAL MECHANICAL SUFFOCATION	M	4	-	-	1	1	-	-	-	-	-	-	1	-	-	-	-	-	-	1	8
		F	-	-	1	-	-	-	-	-	-	-	-	1	-	-	-	1	-	-	-	3
E913.0	IN BED OR CRADLE	M	4	-	-	-	-	-	-	-	-	-	-	1	-	-	-	-	-	-	1	6
		F	-	-	-	-	-	-	-	-	-	-	-	1	-	-	-	1	-	-	-	2
E913.9	OTHER AND UNSPECIFIED	M	-	-	-	1	1	-	-	-	-	-	-	-	-	-	-	-	-	-	-	2
		F	-	-	1	-	-	-	-	-	-	-	-	-	-	-	-	-	-	-	-	1
E916	STRUCK BY FALLING OBJECT	M	-	-	2	-	-	-	1	2	3	7	2	2	1	-	2	-	-	-	-	22
		F	-	-	-	-	-	-	-	-	-	-	-	-	-	-	-	-	-	-	-	-
E917	STRIKING AGAINST OR STRUCK BY OBJECT	M	-	-	-	-	2	1	1	1	1	3	1	1	-	-	-	-	-	-	-	11
		F	-	-	1	-	-	-	-	-	-	-	-	-	-	-	-	-	-	-	-	1
E918	CAUGHT IN OR BETWEEN OBJECTS	M	-	1	-	-	-	1	2	-	-	5	-	-	1	1	-	-	-	-	-	11
		F	-	-	-	-	-	-	-	-	-	-	-	-	-	-	-	-	-	-	-	-
E922	FIREARM MISSILES	M	-	-	1	2	1	1	1	3	-	-	-	-	-	1	-	-	-	-	-	10
		F	-	-	-	1	-	-	-	-	-	-	-	-	-	-	-	-	-	-	-	1
E922.0	ACCIDENTALLY SELF-INFLICTED	M	-	-	-	-	-	1	-	3	-	-	-	-	-	1	-	-	-	-	-	5
		F	-	-	-	-	-	-	-	-	-	-	-	-	-	-	-	-	-	-	-	-
E922.9	OTHER AND UNSPECIFIED	M	-	-	1	2	1	-	1	-	-	-	-	-	-	-	-	-	-	-	-	5
		F	-	-	-	1	-	-	-	-	-	-	-	-	-	-	-	-	-	-	-	1
E923	EXPLOSIVE MATERIAL	M	-	-	-	-	1	1	-	-	-	-	-	-	-	1	-	-	-	-	-	3
		F	-	-	-	-	-	-	-	-	-	-	-	-	-	-	-	-	-	-	-	-
E923.1	BLASTING MATERIALS	M	-	-	-	-	1	-	-	-	-	-	-	-	-	-	-	-	-	-	-	1
		F	-	-	-	-	-	-	-	-	-	-	-	-	-	-	-	-	-	-	-	-
E923.2	EXPLOSIVE GASES	M	-	-	-	-	-	1	-	-	-	-	-	-	-	1	-	-	-	-	-	2
		F	-	-	-	-	-	-	-	-	-	-	-	-	-	-	-	-	-	-	-	-
E924	HOT SUBSTANCE, CORROSIVE LIQUID, STEAM	M	-	-	-	-	-	-	-	-	-	-	-	-	-	1	1	-	1	-	-	3
		F	-	-	-	-	-	-	-	-	-	-	-	-	-	-	-	1	-	-	-	1
E925	ELECTRIC CURRENT	M	-	-	-	1	2	1	2	2	-	1	1	1	-	-	-	-	-	-	-	11
		F	-	-	-	-	-	-	-	-	-	-	-	-	-	-	-	-	-	-	-	-
E925.8	OTHER	M	-	-	-	1	2	1	2	2	-	1	1	-	-	-	-	-	-	-	-	10
		F	-	-	-	-	-	-	-	-	-	-	-	-	-	-	-	-	-	-	-	-
E925.9	UNSPECIFIED	M	-	-	-	-	-	-	-	-	-	-	-	1	-	-	-	-	-	-	-	1
		F	-	-	-	-	-	-	-	-	-	-	-	-	-	-	-	-	-	-	-	-
E927	VEHICLE ACCIDENTS NEC	M	-	-	-	1	2	3	2	1	-	1	1	2	3	1	-	-	-	-	-	17
		F	-	1	-	1	-	-	-	-	-	-	-	-	-	-	-	-	-	-	-	2
E928	MACHINERY ACCIDENTS NEC	M	-	-	-	-	-	-	-	-	1	1	-	-	-	-	-	-	-	-	-	2
		F	-	-	-	-	-	-	-	-	-	-	-	-	-	-	-	-	-	-	-	-
E929	OTHER AND UNSPECIFIED	M	-	-	-	-	-	1	2	-	1	-	-	2	1	1	-	-	1	-	1	10
		F	-	-	-	-	-	1	-	-	-	-	2	1	-	-	-	-	2	-	-	6
TOTAL	OTHER ACCIDENTS (E910-E929)	M	8	11	7	9	19	18	14	12	9	21	8	15	10	8	10	3	4	-	3	189
		F	5	7	4	2	1	1	1	1	1	-	3	3	1	2	2	3	3	1	-	41
	LATE EFFECTS OF ACCIDENTAL INJURY (E940-E949)																					
E940	MOTOR VEHICLE	M	-	-	-	-	-	-	-	1	1	-	-	1	-	-	1	-	-	-	-	4
		F	-	-	-	-	-	1	-	1	-	-	-	-	-	-	-	-	1	-	-	3
E942	POISONING	M	-	-	-	-	-	-	-	-	-	-	-	-	-	-	-	-	1	-	-	1
		F	-	-	-	-	-	-	-	-	-	-	-	-	-	-	-	-	-	-	-	-
E943	FALL	M	-	-	-	-	-	-	-	-	-	-	-	-	-	-	-	-	1	1	-	2
		F	-	-	-	-	-	-	-	-	-	-	-	-	-	-	-	-	-	1	-	1
E946	OTHER	M	-	-	-	-	-	-	-	-	-	-	-	-	-	1	-	-	-	-	-	1
		F	-	-	-	-	-	-	-	-	-	-	-	-	1	-	-	-	-	-	-	1
TOTAL	LATE EFFECTS OF ACCIDENTAL INJURY	M	-	-	-	-	-	-	-	1	1	-	-	1	-	1	1	-	2	1	-	8

NOTE—Cause of death adjustments resulting from medical coder's queries are *not* reflected in this table. *See* Introduction.

DEATHS BY CAUSE, SEX, AND AGE, ACCORDING TO THE DETAILED LIST, BRITISH COLUMBIA, 1977

INT. LIST.	CAUSE		00 -01	01 -04	05 -09	10 -14	15 -19	20 -24	25 -29	30 -34	35 -39	40 -44	45 -49	50 -54	55 -59	60 -64	65 -69	70 -74	75 -79	80 -84	85+	TOTAL
			Age-Group (Years)																			
	(E940-E949)	F	-	-	-	-	-	1	-	1	-	-	-	-	1	-	-	-	1	1	-	5
	SUICIDE AND SELF-INFLICTED INJURY (E950-E959)																					
E950	SOLID OR LIQUID SUBSTANCES	M	-	-	-	-	1	8	2	1	6	4	5	4	3	4	1	1	-	1	-	41
		F	-	-	-	-	-	6	7	5	6	3	7	9	5	3	5	-	-	2	-	58
E950.0	BARBITURIC ACID AND DERIVATIVES	M	-	-	-	-	-	1	-	-	2	2	1	-	-	2	1	-	-	-	-	9
		F	-	-	-	-	-	-	-	1	2	-	5	2	1	1	2	-	-	1	-	15
E950.1	SALICYLATES AND CONGENERS	M	-	-	-	-	-	-	-	-	-	-	1	-	-	-	-	-	-	-	-	1
		F	-	-	-	-	-	-	-	1	-	-	-	1	2	-	-	-	-	-	-	4
E950.2	PSYCHOTHERAPEUTIC AGENTS	M	-	-	-	-	-	1	1	-	1	-	-	-	-	1	-	-	-	-	-	4
		F	-	-	-	-	-	1	-	-	-	-	-	-	-	1	-	-	-	-	-	2
E950.3	OTHER AND UNSPECIFIED DRUGS	M	-	-	-	-	1	3	1	1	2	1	3	1	1	1	-	1	-	1	-	17
		F	-	-	-	-	-	3	6	3	4	1	2	6	1	1	2	-	-	1	-	30
E950.5	STRYCHNINE	M	-	-	-	-	-	1	-	-	-	-	-	-	1	-	-	-	-	-	-	2
		F	-	-	-	-	-	-	-	-	-	-	-	-	-	-	-	-	-	-	-	-
E950.7	ARSENIC AND ITS COMPOUNDS	M	-	-	-	-	-	1	-	-	-	-	-	-	-	-	-	-	-	-	-	1
		F	-	-	-	-	-	-	-	-	-	-	-	-	-	-	-	-	-	-	-	-
E950.9	OTHER AND UNSPECIFIED	M	-	-	-	-	-	1	-	-	1	1	-	3	1	-	-	-	-	-	-	7
		F	-	-	-	-	-	2	1	-	-	2	-	-	1	-	1	-	-	-	-	7
E952	OTHER GASES	M	-	-	-	-	-	-	3	3	4	1	2	7	3	1	2	2	-	-	-	28
		F	-	-	-	-	2	-	2	1	1	-	1	2	-	2	-	-	-	-	-	11
E952.0	MOTOR VEHICLE EXHAUST GAS	M	-	-	-	-	-	-	3	3	4	1	2	7	3	1	2	2	-	-	-	28
		F	-	-	-	-	2	-	2	1	1	-	1	2	-	2	-	-	-	-	-	11
E953	HANGING, STRANGULATION AND SUFFOCATION	M	-	-	-	1	4	8	8	3	1	6	6	4	2	2	2	1	2	1	-	51
		F	-	-	-	-	1	3	1	2	-	-	1	1	-	-	4	-	-	-	-	13
E954	SUBMERSION (DROWNING)	M	-	-	-	-	2	1	2	1	3	-	-	1	-	1	2	1	-	-	-	14
		F	-	-	-	-	-	-	1	-	-	1	1	3	2	-	-	-	-	-	-	8
E955	FIREARMS AND EXPLOSIVES	M	-	-	-	3	18	28	16	17	12	13	8	7	13	6	6	7	1	1	-	156
		F	-	-	-	-	1	2	2	3	2	-	2	1	1	-	-	-	-	-	-	14
E956	CUTTING AND PIERCING INSTRUMENTS	M	-	-	-	-	-	-	2	-	-	-	-	-	-	-	1	1	-	-	-	4
		F	-	-	-	-	-	-	-	-	1	1	-	-	-	-	-	-	-	-	-	2
E957	JUMPING FROM HIGH PLACES	M	-	-	-	-	-	1	2	1	1	-	2	3	3	-	-	1	2	1	-	17
		F	-	-	-	1	1	1	2	1	1	-	2	-	-	1	1	-	-	-	-	11
E958	OTHER AND UNSPECIFIED MEANS	M	-	-	-	-	1	1	1	2	-	1	1	-	-	-	-	-	-	-	-	7
		F	-	-	-	-	-	-	-	2	-	-	-	-	1	-	-	-	-	-	-	3
TOTAL	SUICIDE AND SELF-INFLICTED INJURY (E950-E959)	M	-	-	-	4	26	47	36	28	27	25	24	26	24	14	14	14	5	4	-	318
		F	-	-	-	1	5	12	15	14	11	5	14	16	9	6	10	-	-	2	-	120
	HOMICIDE AND INJURY PURPOSELY INFLICTED BY OTHER PERSONS (E960-E969)																					
E960	FIGHT, BRAWL, RAPE	M	-	-	-	-	1	-	-	2	-	1	-	-	-	-	-	-	-	-	-	4
		F	-	-	-	-	-	-	1	-	-	-	-	-	-	-	-	-	-	-	-	1
E963	HANGING AND STRANGULATION	M	-	-	1	-	1	-	1	-	1	-	-	1	-	-	-	-	-	-	-	5
		F	-	-	-	-	-	-	-	-	-	-	-	1	-	-	-	-	-	1	-	2
E965	FIREARMS AND EXPLOSIVES	M	-	-	-	2	7	3	3	3	-	1	2	2	1	-	-	-	-	-	-	24
		F	-	-	-	-	2	3	3	-	1	1	-	1	-	-	-	-	-	1	-	12
E966	CUTTING AND PIERCING INSTRUMENTS	M	1	-	-	-	-	5	3	1	3	1	2	-	1	-	-	1	1	-	-	19
		F	-	-	-	-	-	3	-	2	-	-	1	1	-	1	-	-	-	-	-	8
E968	OTHER AND UNSPECIFIED MEANS	M	-	2	-	-	-	1	1	-	-	-	-	1	-	-	-	-	1	1	-	7
		F	-	1	-	1	1	-	1	-	1	-	-	-	-	1	-	1	-	-	-	7
TOTAL	HOMICIDE AND INJURY PURPOSELY INFLICTED BY OTHERS (E960-E969)	M	1	2	1	2	9	9	8	6	4	3	4	4	2	-	-	1	2	1	-	59
		F	-	1	-	1	3	6	5	2	2	1	1	3	-	2	-	1	-	2	-	30
	LEGAL INTERVENTION (E970-E978)																					

NOTE—Cause of death adjustments resulting from medical coder's queries are not reflected in this table. *See* Introduction.

DEATHS BY CAUSE, SEX, AND AGE, ACCORDING TO THE DETAILED LIST, BRITISH COLUMBIA, 1977

Age-Group (Years)

INT. LIST.	C A U S E		00 -01	01 -04	05 -09	10 -14	15 -19	20 -24	25 -29	30 -34	35 -39	40 -44	45 -49	50 -54	55 -59	60 -64	65 -69	70 -74	75 -79	80 -84	85+	TOTAL
E970	FIREARMS	M	-	-	-	-	-	-	1	-	-	-	-	-	-	-	-	-	-	-	-	1
		F	-	-	-	-	-	-	-	-	-	-	-	-	-	-	-	-	-	-	-	-
TOTAL	LEGAL INTERVENTION (E970-E978)	M	-	-	-	-	-	-	1	-	-	-	-	-	-	-	-	-	-	-	-	1
		F	-	-	-	-	-	-	-	-	-	-	-	-	-	-	-	-	-	-	-	-
	INJURY UNDETERMINED WHETHER ACCIDENTALLY OR PURPOSELY INFLICTED (E980-E989)																					
E980	POISONING BY SOLID OR LIQUID SUBSTANCES	M	-	-	-	-	-	1	3	1	5	-	2	4	3	3	1	-	-	-	-	23
		F	-	-	-	-	1	5	1	2	-	1	5	4	5	2	2	-	1	-	-	29
E980.0	BARBITURIC ACID AND DERIVATIVES	M	-	-	-	-	-	-	-	-	1	-	-	-	-	1	-	-	-	-	-	2
		F	-	-	-	-	-	-	-	-	-	-	2	-	2	1	-	-	-	-	-	5
E980.1	SALICYLATES AND CONGENERS	M	-	-	-	-	-	-	1	-	-	-	-	-	-	-	-	-	-	-	-	1
		F	-	-	-	-	-	-	-	-	-	-	-	1	-	-	-	-	-	-	-	1
E980.2	PSYCHOTHERAPEUTIC AGENTS	M	-	-	-	-	-	-	-	-	-	-	-	-	-	-	-	-	-	-	-	-
		F	-	-	-	-	-	1	-	-	-	-	-	-	-	-	1	-	-	-	-	2
E980.3	OTHER AND UNSPECIFIED DRUGS	M	-	-	-	-	-	-	1	-	3	-	1	2	1	1	1	-	-	-	-	10
		F	-	-	-	-	1	4	-	2	-	-	3	3	2	-	1	-	1	-	-	17
E980.9	OTHER AND UNSPECIFIED	M	-	-	-	-	-	1	1	1	1	-	1	2	2	1	-	-	-	-	-	10
		F	-	-	-	-	-	-	1	-	-	1	-	-	1	1	-	-	-	-	-	4
E981	POISONING BY GASES IN DOMESTIC USE	M	-	-	-	-	-	2	-	-	-	-	-	-	-	-	-	-	-	-	-	2
		F	-	-	-	-	-	-	-	-	-	-	-	-	-	-	-	-	-	-	-	-
E982	*POISONING BY OTHER GASES*	M	-	-	-	-	-	-	-	1	-	-	-	-	-	-	-	-	-	-	-	1
		F	-	-	-	-	-	-	-	-	-	-	-	-	-	-	-	-	-	-	-	-
E983	HANGING, STRANGULATION, OR SUFFOCATION	M	-	-	-	1	-	-	-	-	-	-	-	-	-	-	-	-	-	-	-	1
		F	-	-	-	-	-	-	-	-	-	-	-	-	-	-	-	-	-	-	-	-
E984	SUBMERSION (DROWNING)	M	-	1	-	-	-	2	-	-	-	-	-	-	2	-	-	-	-	-	-	5
		F	-	-	-	-	-	-	-	-	-	-	-	-	1	-	-	-	-	-	-	1
E985	FIREARMS AND EXPLOSIVES	M	-	-	-	-	-	-	1	-	-	-	-	-	-	-	-	-	-	-	-	1
		F	-	-	-	-	-	1	-	-	-	-	-	-	-	-	-	-	-	-	-	1
E987	FALLING FROM HIGH PLACE	M	-	-	-	-	-	-	-	-	-	-	-	1	-	-	-	-	-	-	1	2
		F	-	-	-	-	-	-	-	-	-	-	-	-	-	-	-	1	-	-	-	1
E988	OTHER AND UNSPECIFIED MEANS	M	1	-	-	-	1	1	1	1	1	-	1	1	1	1	-	-	-	-	-	10
		F	-	-	-	-	-	1	-	1	-	-	1	-	-	-	-	-	-	-	-	3
TOTAL	INJURY RESULTING FROM UNDETERMINED INTENTION (E980-E989)	M	1	1	-	1	1	6	5	3	6	-	3	6	6	4	1	-	-	-	1	45
		F	-	-	-	-	1	7	1	3	-	1	6	4	6	2	2	1	1	-	-	35
	INJURY RESULTING FROM OPERATIONS OF WAR (E990-E999)																					
E995	*BY OTHER AND UNSPECIFIED FORMS OF* CONVENTIONAL WARFARE	M	-	-	-	-	-	-	-	-	-	-	-	1	-	-	-	-	-	-	-	1
		F	-	-	-	-	-	-	-	-	-	-	-	-	-	-	-	-	-	-	-	-
TOTAL	INJURY RESULTING FROM OPERATIONS OF WAR (E990-E999)	M	-	-	-	-	-	-	-	-	-	-	-	1	-	-	-	-	-	-	-	1
		F	-	-	-	-	-	-	-	-	-	-	-	-	-	-	-	-	-	-	-	-
TOTAL	E XVII. ACCIDENTS, POISONINGS, AND VIOLENCE (E800-E999)	M	18	28	21	32	187	224	160	111	91	92	82	110	79	68	58	61	33	29	51	1535
		F	5	18	16	15	53	69	48	40	32	29	42	52	43	34	32	21	36	42	72	699
	TOTAL ALL CAUSES	M	298	50	38	49	217	251	205	155	176	233	337	522	670	100	021	202	137	812	721	1241617*10796
		F	197	32	30	24	68	86	77	90	98	126	206	331	422	553	660	714	961	110	62	019 7800
		T	495	82	68	73	285	337	282	245	274	359	543	853	1092	1555	1866	2209	2223	322	303	636*18596
	N XVII. ACCIDENTS, POISONINGS, AND VIOLENCE (N800-N999)																					
	FRACTURES OF SKULL, SPINE, AND TRUNK (N800-N809)																					
N800	FRACTURE OF VAULT OF SKULL	M	-	-	-	-	1	1	2	-	-	-	-	-	-	-	1	-	1	-	-	6
		F	-	-	-	-	-	-	-	-	-	-	-	-	-	-	-	-	-	-	-	-
N800.0	CLOSED	M	-	-	-	-	-	1	1	-	-	-	-	-	-	-	1	-	1	-	-	4
		F	-	-	-	-	-	-	-	-	-	-	-	-	-	-	-	-	-	-	-	-
N800.1	*OPEN*	M	-	-	-	-	1	-	1	-	-	-	-	-	-	-	-	-	-	-	-	2
		F	-	-	-	-	-	-	-	-	-	-	-	-	-	-	-	-	-	-	-	-

NOTE—Cause of death adjustments resulting from medical coder's queries are not reflected in this table. *See* Introduction.

DEATHS BY CAUSE, SEX, AND AGE, ACCORDING TO THE DETAILED LIST, BRITISH COLUMBIA, 1977

INT. LIST.	CAUSE		Age-Group (Years) 00 -01	01 -04	05 -09	10 -14	15 -19	20 -24	25 -29	30 -34	35 -39	40 -44	45 -49	50 -54	55 -59	60 -64	65 -69	70 -74	75 -79	80 -84	85+	TOTAL
N801	FRACTURE OF BASE OF SKULL	M	-	-	1	2	6	5	2	2	1	1	1	-	-	-	-	-	-	-	-	21
		F	-	-	-	2	1	1	2	-	-	2	-	2	-	-	2	-	-	-	-	12
N801.0	CLOSED	M	-	-	1	2	6	5	2	2	1	1	1	-	-	-	-	-	-	-	-	21
		F	-	-	-	2	1	1	2	-	-	2	-	2	-	-	2	-	-	-	-	12
N802	FRACTURE OF FACE BONES	M	-	-	-	-	-	-	-	-	-	-	-	1	-	-	-	-	-	1	-	2
		F	-	-	-	-	-	-	-	-	-	-	-	-	-	-	-	-	-	-	-	-
N802.4	OTHER, CLOSED	M	-	-	-	-	-	-	-	-	-	-	-	1	-	-	-	-	-	1	-	2
		F	-	-	-	-	-	-	-	-	-	-	-	-	-	-	-	-	-	-	-	-
N803	OTHER AND UNQUALIFIED SKULL FRACTURES	M	-	5	3	2	17	24	17	15	10	9	9	11	4	7	3	9	4	2	3	154
		F	-	1	1	5	8	3	4	-	3	2	-	1	-	2	2	3	3	3	1	42
N803.0	CLOSED	M	-	5	3	2	16	22	15	11	7	6	7	9	3	6	2	6	3	2	3	128
		F	-	1	1	5	8	1	2	-	3	2	-	1	-	2	2	3	3	3	1	38
N803.1	OPEN	M	-	-	-	-	1	2	2	4	3	3	2	2	1	1	1	3	1	-	-	26
		F	-	-	-	-	-	2	2	-	-	-	-	-	-	-	-	-	-	-	-	4
N804	FRACTURE SKULL OR FACE WITH OTHER BONES	M	-	-	2	2	11	10	11	4	5	6	5	5	3	3	1	3	2	1	1	75
		F	-	2	1	-	3	6	-	4	1	1	3	1	3	4	2	4	-	-	2	37
N804.0	CLOSED	M	-	-	2	2	10	10	11	4	4	4	5	5	3	3	1	3	2	1	1	71
		F	-	2	1	-	3	5	-	2	1	1	2	1	3	3	2	4	-	-	2	32
N804.1	OPEN	M	-	-	-	-	1	-	-	-	1	2	-	-	-	-	-	-	-	-	-	4
		F	-	-	-	-	-	1	-	2	-	-	1	-	-	1	-	-	-	-	-	5
N805	FRACTURE SPINE WITHOUT CORD LESION	M	1	-	-	1	4	6	4	-	-	-	-	1	2	1	-	-	1	1	1	23
		F	-	-	1	1	2	-	3	-	-	1	-	-	-	-	-	-	-	-	1	9
N805.0	CERVICAL, CLOSED	M	1	-	-	1	4	5	4	-	-	-	-	1	2	1	-	-	-	-	-	19
		F	-	-	1	1	2	-	3	-	-	1	-	-	-	-	-	-	-	-	-	8
N805.2	DORSAL AND LUMBAR, CLOSED	M	-	-	-	-	-	1	-	-	-	-	-	-	-	-	-	-	-	1	1	3
		F	-	-	-	-	-	-	-	-	-	-	-	-	-	-	-	-	-	-	-	-
N805.6	UNSPECIFIED, CLOSED	M	-	-	-	-	-	-	-	-	-	-	-	-	-	-	-	-	-	-	-	-
		F	-	-	-	-	-	-	-	-	-	-	-	-	-	-	-	-	-	-	1	1
N805.9	LATE EFFECT, ANY VERTEBRA	M	-	-	-	-	-	-	-	-	-	-	-	-	-	-	-	-	1	-	-	1
		F	-	-	-	-	-	-	-	-	-	-	-	-	-	-	-	-	-	-	-	-
N806	FRACTURE SPINE WITH CORD LESION	M	-	-	-	-	2	1	1	1	1	-	2	4	-	-	1	1	-	-	-	14
		F	-	-	-	-	-	-	-	-	-	-	-	1	1	1	-	1	3	-	-	7
N806.0	CERVICAL, CLOSED	M	-	-	-	-	2	1	1	1	-	-	2	4	-	-	1	1	-	-	-	13
		F	-	-	-	-	-	-	-	-	-	-	-	1	-	1	-	1	2	-	-	5
N806.6	UNSPECIFIED, CLOSED	M	-	-	-	-	-	-	-	-	-	-	-	-	-	-	-	-	-	-	-	-
		F	-	-	-	-	-	-	-	-	-	-	-	-	1	-	-	-	-	-	-	1
N806.9	LATE EFFECT, ANY VERTEBRA	M	-	-	-	-	-	-	-	-	1	-	-	-	-	-	-	-	-	-	-	1
		F	-	-	-	-	-	-	-	-	-	-	-	-	-	-	-	-	1	-	-	1
N807	FRACTURE OF RIB(S), STERNUM, LARYNX	M	-	-	-	-	-	-	-	-	-	-	-	-	-	-	-	1	-	-	-	1
		F	-	-	-	-	-	-	-	-	-	-	-	-	-	-	-	-	-	1	-	1
N807.0	RIB(S), CLOSED	M	-	-	-	-	-	-	-	-	-	-	-	-	-	-	-	1	-	-	-	1
		F	-	-	-	-	-	-	-	-	-	-	-	-	-	-	-	-	-	1	-	1
N808	FRACTURE OF PELVIS	M	-	-	-	-	-	1	-	1	-	1	-	-	-	-	-	1	1	1	1	7
		F	-	-	-	-	-	-	-	-	-	-	-	-	-	-	1	1	1	2	3	8
N808.0	CLOSED	M	-	-	-	-	-	1	-	1	-	1	-	-	-	-	-	1	1	1	1	7
		F	-	-	-	-	-	-	-	-	-	-	-	-	-	-	1	1	1	2	3	8
N809	MULTIPLE FRACTURES OF TRUNK	M	-	-	-	-	4	1	-	2	-	-	-	-	1	-	-	1	1	-	1	11
		F	-	-	-	-	-	-	-	-	1	1	-	1	2	-	-	1	-	-	-	6
N809.0	CLOSED	M	-	-	-	-	4	1	-	2	-	-	-	-	1	-	-	1	1	-	1	11
		F	-	-	-	-	-	-	-	-	1	1	-	1	2	-	-	1	-	-	-	6
TOTAL	FRACTURE OF SKULL, SPINE, AND TRUNK (N800-N809)	M	1	5	6	7	45	49	37	25	17	17	17	22	10	11	6	16	10	6	7	314
		F	-	3	3	8	14	10	9	4	5	7	3	6	6	7	7	10	7	6	7	122

Note—Cause of death adjustments resulting from medical coder's queries are not reflected in this table. *See* Introduction.

DEATHS BY CAUSE, SEX, AND AGE, ACCORDING TO THE DETAILED LIST, BRITISH COLUMBIA, 1977

INT. LIST.	CAUSE		00 -01	01 -04	05 -09	10 -14	15 -19	20 -24	25 -29	30 -34	35 -39	40 -44	45 -49	50 -54	55 -59	60 -64	65 -69	70 -74	75 -79	80 -84	85+	TOTAL
			Age-Group (Years)																			
	FRACTURE OF UPPER LIMB (N810-N819)																					
4812	FRACTURE OF HUMERUS	M	-	-	-	-	-	-	-	-	-	-	-	-	-	-	-	-	2	-	2	4
		F	-	-	-	-	-	-	-	-	-	-	-	-	-	-	1	-	-	-	2	3
4812.0	UPPER END, CLOSED	M	-	-	-	-	-	-	-	-	-	-	-	-	-	-	-	-	-	-	-	-
		F	-	-	-	-	-	-	-	-	-	-	-	-	-	-	-	-	-	-	1	1
4812.2	SHAFT OR UNSPECIFIED PART, CLOSED	M	-	-	-	-	-	-	-	-	-	-	-	-	-	-	-	-	2	-	2	4
		F	-	-	-	-	-	-	-	-	-	-	-	-	-	-	1	-	-	-	1	2
4818	OTHER AND MULTIPLE, UPPER LIMB	M	-	-	-	-	-	-	-	-	-	-	-	-	-	-	-	-	-	-	-	-
		F	-	-	-	-	-	-	-	-	-	-	-	1	-	-	-	-	-	-	-	1
4818.0	CLOSED	M	-	-	-	-	-	-	-	-	-	-	-	-	-	-	-	-	-	-	-	-
		F	-	-	-	-	-	-	-	-	-	-	-	1	-	-	-	-	-	-	-	1
4819	MULTIPLES: UPPER LIMBS, RIB(S)	M	-	-	-	-	-	-	-	-	-	-	-	-	-	-	-	-	-	-	-	-
		F	-	-	-	-	-	-	-	-	-	-	-	-	-	-	-	-	-	1	-	1
4819.0	CLOSED	M	-	-	-	-	-	-	-	-	-	-	-	-	-	-	-	-	-	-	-	-
		F	-	-	-	-	-	-	-	-	-	-	-	-	-	-	-	-	-	1	-	1
TOTAL	FRACTURE OF UPPER LIMB (N810-N819)	M	-	-	-	-	-	-	-	-	-	-	-	-	-	-	-	-	2	-	2	4
		F	-	-	-	-	-	-	-	-	-	-	-	1	-	-	1	-	-	1	2	5
	FRACTURE OF LOWER LIMB (N820-N829)																					
4820	FRACTURE OF NECK OF FEMUR	M	-	-	-	-	-	-	-	-	-	-	-	-	1	-	1	3	6	9	27	47
		F	-	-	-	-	-	-	-	-	-	-	-	-	-	1	-	1	12	23	47	84
4820.2	INTERTROCHANTERIC SECTION, CLOSED	M	-	-	-	-	-	-	-	-	-	-	-	-	-	-	-	1	2	-	1	4
		F	-	-	-	-	-	-	-	-	-	-	-	-	-	-	-	-	-	-	3	3
4820.4	OTHER AND UNSPECIFIED PART, CLOSED	M	-	-	-	-	-	-	-	-	-	-	-	-	1	-	1	2	4	9	26	43
		F	-	-	-	-	-	-	-	-	-	-	-	-	-	1	-	1	12	22	44	80
4820.9	LATE EFFECT, ANY PART	M	-	-	-	-	-	-	-	-	-	-	-	-	-	-	-	-	-	-	-	-
		F	-	-	-	-	-	-	-	-	-	-	-	-	-	-	-	-	-	1	-	1
4821	FRACTURE OF FEMUR, PARTS OTHER AND NOS	M	-	-	-	-	-	-	-	-	-	-	-	-	1	-	-	-	-	1	6	8
		F	-	-	-	-	-	-	-	-	-	-	-	-	-	-	1	-	1	2	6	10
4821.0	SHAFT OR UNSPECIFIED PART, CLOSED	M	-	-	-	-	-	-	-	-	-	-	-	-	1	-	-	-	-	1	6	8
		F	-	-	-	-	-	-	-	-	-	-	-	-	-	-	1	-	1	2	6	10
4822	FRACTURE OF PATELLA	M	-	-	-	-	-	-	-	-	-	-	-	-	-	-	-	-	-	-	-	-
		F	-	-	-	-	-	-	-	-	-	-	-	-	-	-	-	-	-	-	1	1
4822.0	CLOSED	M	-	-	-	-	-	-	-	-	-	-	-	-	-	-	-	-	-	-	-	-
		F	-	-	-	-	-	-	-	-	-	-	-	-	-	-	-	-	-	-	1	1
4823	FRACTURE OF TIBIA AND FIBULA	M	-	-	-	-	-	1	-	-	-	-	-	-	-	-	-	-	-	-	-	1
		F	-	-	-	-	-	-	-	-	-	-	-	-	-	-	-	-	-	-	-	-
4823.3	SHAFT, OPEN	M	-	-	-	-	-	1	-	-	-	-	-	-	-	-	-	-	-	-	-	1
		F	-	-	-	-	-	-	-	-	-	-	-	-	-	-	-	-	-	-	-	-
4828	MULTIPLES: LOWER, UPPER, RIBS, STERNUM	M	-	-	-	-	-	-	1	-	-	-	1	-	-	-	-	-	-	1	1	4
		F	-	-	-	-	-	-	-	-	-	-	-	-	-	-	-	-	1	1	2	4
4828.0	CLOSED	M	-	-	-	-	-	-	1	-	-	-	1	-	-	-	-	-	-	1	1	4
		F	-	-	-	-	-	-	-	-	-	-	-	-	-	-	-	-	1	1	2	4
4829	FRACTURE OF UNSPECIFIED BONES	M	-	-	-	-	-	-	-	-	-	-	-	-	-	-	1	-	-	-	-	1
		F	-	-	-	-	-	-	-	-	-	-	-	-	-	-	-	-	-	-	-	-
4829.0	CLOSED	M	-	-	-	-	-	-	-	-	-	-	-	-	-	-	1	-	-	-	-	1
		F	-	-	-	-	-	-	-	-	-	-	-	-	-	-	-	-	-	-	-	-
TOTAL	FRACTURE OF LOWER LIMB (N820-N829)	M	-	-	-	-	-	1	1	-	-	-	1	-	2	-	2	3	6	11	34	61
		F	-	-	-	-	-	-	-	-	-	-	-	-	-	1	1	1	14	26	56	99
	DISLOCATION WITHOUT FRACTURE (N830-N839)																					
4839	OTHER, MULTIPLE, AND ILL-DEFINED	M	-	-	-	-	-	-	-	-	-	-	-	-	-	1	-	-	-	-	-	1

NOTE—Cause of death adjustments resulting from medical coder's queries are not reflected in this table. *See* Introduction.

DEATHS BY CAUSE, SEX, AND AGE, ACCORDING TO THE DETAILED LIST, BRITISH COLUMBIA, 1977

Age-Group (Years)

INT. LIST.	C A U S E		00 -01	01 -04	05 -09	10 -14	15 -19	20 -24	25 -29	30 -34	35 -39	40 -44	45 -49	50 -54	55 -59	60 -64	65 -69	70 -74	75 -79	80 -84	85+	TOTAL
		F	-	-	-	-	-	-	-	-	-	-	-	-	-	-	-	-	-	-	-	-
N839.0	CERVICAL VERTEBRA, SIMPLE	M	-	-	-	-	-	-	-	-	-	-	-	-	-	1	-	-	-	-	-	1
		F	-	-	-	-	-	-	-	-	-	-	-	-	-	-	-	-	-	-	-	-
TOTAL	DISLOCATION WITHOUT FRACTURE (N830-N839)	M	-	-	-	-	-	-	-	-	-	-	-	-	-	1	-	-	-	-	-	1
		F	-	-	-	-	-	-	-	-	-	-	-	-	-	-	-	-	-	-	-	-
	INTRACRANIAL INJURY (EXCLUDING THOSE WITH SKULL FRACTURE) (N850-N854)																					
N850	CONCUSSION	M	-	-	-	-	-	1	1	1	1	1	-	-	-	-	-	-	-	-	-	5
		F	-	-	-	-	1	-	-	-	-	-	-	-	-	-	-	-	-	-	-	1
N850.0	CURRENT OR UNSPECIFIED	M	-	-	-	-	-	1	1	1	1	1	-	-	-	-	-	-	-	-	-	5
		F	-	-	-	-	1	-	-	-	-	-	-	-	-	-	-	-	-	-	-	1
N851	CEREBRAL LACERATION AND CONTUSION	M	-	2	2	3	16	22	13	11	12	8	5	10	9	5	3	5	1	2	1	130
		F	-	1	3	1	5	2	1	1	4	2	2	2	1	2	-	-	1	2	1	31
N851.0	WITHOUT OPEN INTRACRANIAL WOUND	M	-	2	1	-	3	4	1	-	2	-	-	2	-	1	-	1	-	1	1	19
		F	-	1	2	-	5	-	-	1	-	1	-	1	1	2	-	-	1	1	1	17
N851.1	WITH OPEN INTRACRANIAL WOUND	M	-	-	1	3	13	18	12	11	10	8	5	7	9	4	3	4	1	1	-	110
		F	-	-	1	1	-	1	1	-	4	1	2	1	-	-	-	-	-	1	-	13
N851.9	LATE EFFECT	M	-	-	-	-	-	-	-	-	-	-	-	1	-	-	-	-	-	-	-	1
		F	-	-	-	-	-	1	-	-	-	-	-	-	-	-	-	-	-	-	-	1
N852	SUBARACHNOID, SUBDURAL HEMMORHAGE	M	2	-	-	-	4	7	2	3	2	3	1	7	1	1	1	3	1	2	1	41
		F	-	-	-	1	3	1	1	-	2	1	1	1	1	-	1	1	4	-	1	19
N852.0	WITHOUT OPEN INTRACRANIAL WOUND	M	2	-	-	-	4	5	2	3	2	3	1	7	1	1	1	3	1	2	1	39
		F	-	-	-	1	3	1	1	-	2	1	1	1	1	-	1	1	4	-	1	19
N852.1	WITH OPEN INTRACRANIAL WOUND	M	-	-	-	-	-	2	-	-	-	-	-	-	-	-	-	-	-	-	-	2
		F	-	-	-	-	-	-	-	-	-	-	-	-	-	-	-	-	-	-	-	-
N853	INTRACRANIAL HEMORRHAGE, OTHER AND NOS	M	-	-	-	-	1	1	1	-	-	-	1	-	2	-	1	-	-	-	-	7
		F	-	1	1	-	-	2	1	-	-	-	-	-	1	-	-	-	-	-	-	6
N853.0	WITHOUT OPEN INTRACRANIAL WOUND	M	-	-	-	-	1	1	1	-	-	-	1	-	2	-	1	-	-	-	-	7
		F	-	1	1	-	-	2	1	-	-	-	-	-	-	-	-	-	-	-	-	5
N853.1	WITH OPEN INTRACRANIAL WOUND	M	-	-	-	-	-	-	-	-	-	-	-	-	-	-	-	-	-	-	-	-
		F	-	-	-	-	-	-	-	-	-	-	-	-	1	-	-	-	-	-	-	1
N854	INTRACRANIAL INJURY, OTHER AND NOS	M	-	-	-	-	5	7	3	-	1	4	2	4	-	2	2	-	2	-	-	32
		F	-	-	1	2	5	3	-	1	-	-	-	1	2	1	-	-	-	1	1	18
N854.0	WITHOUT OPEN INTRACRANIAL WOUND	M	-	-	-	-	5	7	3	-	-	4	2	3	-	1	2	-	2	-	-	29
		F	-	-	1	2	5	3	-	1	-	-	-	1	2	1	-	-	-	1	1	18
N854.9	LATE EFFECT	M	-	-	-	-	-	-	-	-	1	-	-	1	-	1	-	-	-	-	-	3
		F	-	-	-	-	-	-	-	-	-	-	-	-	-	-	-	-	-	-	-	-
TOTAL	INTRACRANIAL INJURY (EXCLUDING THOSE WITH SKULL FRACTURE) (N850-N854)	M	2	2	2	3	26	38	20	15	16	16	9	21	12	8	7	8	4	4	2	215
		F	-	2	5	4	14	8	3	2	6	3	3	4	5	3	1	1	5	3	3	75
	INTERNAL INJURY OF CHEST, ABDOMEN, AND PELVIS (N860-N869)																					
N860	TRAUMATIC PNEUMOTHORAX AND HEMOTHORAX	M	-	-	-	-	2	-	1	-	-	2	-	-	-	-	1	2	-	-	-	8
		F	-	-	-	-	-	-	-	-	-	-	-	-	-	-	-	-	-	-	-	-
N860.0	WITHOUT OPEN WOUND	M	-	-	-	-	2	-	1	-	-	2	-	-	-	-	1	2	-	-	-	8
		F	-	-	-	-	-	-	-	-	-	-	-	-	-	-	-	-	-	-	-	-
N861	INJURY TO HEART AND LUNG	M	-	-	1	2	12	13	11	7	2	7	2	2	6	4	2	3	-	-	-	74
		F	-	-	-	-	-	6	1	2	1	-	2	2	-	1	-	-	-	-	-	15
N861.0	HEART WITHOUT OPEN WOUND	M	-	-	-	-	6	3	4	1	-	2	-	1	3	3	1	-	-	-	-	24
		F	-	-	-	-	-	3	-	-	1	-	-	1	-	-	-	-	-	-	-	5
N861.1	HEART WITH OPEN WOUND	M	-	-	-	1	1	4	4	3	2	1	-	-	1	-	-	2	-	-	-	19
		F	-	-	-	-	-	1	1	1	-	-	1	-	-	-	-	-	-	-	-	4
N861.2	LUNG WITHOUT OPEN WOUND	M	-	-	1	1	3	5	1	2	-	4	1	1	1	1	-	1	-	-	-	22

NOTE—Cause of death adjustments resulting from medical coder's queries are not reflected in this table. *See* Introduction.

DEATHS BY CAUSE, SEX, AND AGE, ACCORDING TO THE DETAILED LIST, BRITISH COLUMBIA, 1977

INT. LIST.	CAUSE		Age-Group (Years) 00 -01	01 -04	05 -09	10 -14	15 -19	20 -24	25 -29	30 -34	35 -39	40 -44	45 -49	50 -54	55 -59	60 -64	65 -69	70 -74	75 -79	80 -84	85+	TOTAL
		F	-	-	-	-	-	2	-	1	-	-	1	-	-	1	-	-	-	-	-	5
861.3	LUNG WITH OPEN WOUND	M	-	-	-	-	2	1	2	1	-	-	1	-	1	-	1	-	-	-	-	9
		F	-	-	-	-	-	-	-	-	-	-	-	1	-	-	-	-	-	-	-	1
862	INTRATHORACIC INJURY, OTHER AND NOS	M	1	-	-	2	13	11	11	8	5	11	4	4	3	3	4	3	1	1	-	85
		F	-	-	-	1	2	5	2	3	-	-	4	2	1	2	3	-	2	-	1	28
862.0	WITHOUT OPEN WOUND	M	-	-	-	-	7	9	8	6	4	10	3	4	3	3	3	2	1	1	-	64
		F	-	-	-	1	-	1	1	1	-	-	4	2	1	2	3	-	2	-	1	19
862.1	WITH OPEN WOUND	M	1	-	-	2	6	2	3	2	1	1	1	-	-	-	1	1	-	-	-	21
		F	-	-	-	-	2	4	1	2	-	-	-	-	-	-	-	-	-	-	-	9
863	INJURY TO GASTRO-INTESTINAL TRACT	M	-	2	-	-	-	-	-	1	-	-	-	-	-	-	-	-	-	-	-	3
		F	-	-	-	-	-	-	-	-	-	-	2	1	-	-	-	-	-	-	-	3
863.0	WITHOUT OPEN WOUND	M	-	2	-	-	-	-	-	1	-	-	-	-	-	-	-	-	-	-	-	3
		F	-	-	-	-	-	-	-	-	-	-	2	1	-	-	-	-	-	-	-	3
864	INJURY TO LIVER	M	1	-	-	-	1	1	-	-	-	-	2	-	-	-	1	1	1	-	-	8
		F	-	-	-	-	2	-	2	1	-	-	-	-	-	-	-	-	-	-	-	5
864.0	WITHOUT OPEN WOUND	M	1	-	-	-	1	1	-	-	-	-	2	-	-	-	1	1	1	-	-	8
		F	-	-	-	-	2	-	2	1	-	-	-	-	-	-	-	-	-	-	-	5
865	INJURY TO SPLEEN	M	-	-	-	-	1	-	2	-	-	-	1	-	-	-	1	-	-	-	-	5
		F	-	-	-	-	1	1	-	-	-	-	-	-	-	-	-	-	1	1	-	4
865.0	WITHOUT OPEN WOUND	M	-	-	-	-	1	-	1	-	-	-	1	-	-	-	1	-	-	-	-	4
		F	-	-	-	-	1	1	-	-	-	-	-	-	-	-	-	-	1	1	-	4
865.1	WITH OPEN WOUND	M	-	-	-	-	-	-	1	-	-	-	-	-	-	-	-	-	-	-	-	1
		F	-	-	-	-	-	-	-	-	-	-	-	-	-	-	-	-	-	-	-	-
866	INJURY TO KIDNEY	M	-	-	-	-	1	-	-	-	-	-	-	-	-	-	-	-	-	-	-	1
		F	-	-	-	-	-	-	-	-	-	-	-	-	-	-	-	-	-	-	-	-
866.0	WITHOUT OPEN WOUND	M	-	-	-	-	1	-	-	-	-	-	-	-	-	-	-	-	-	-	-	1
		F	-	-	-	-	-	-	-	-	-	-	-	-	-	-	-	-	-	-	-	-
867	INJURY TO PELVIC ORGANS	M	-	-	-	-	-	-	-	-	-	-	-	-	1	-	-	-	-	-	-	1
		F	-	-	-	-	-	-	-	-	-	-	-	-	-	-	-	-	-	-	-	-
867.0	WITHOUT OPEN WOUND	M	-	-	-	-	-	-	-	-	-	-	-	-	1	-	-	-	-	-	-	1
		F	-	-	-	-	-	-	-	-	-	-	-	-	-	-	-	-	-	-	-	-
868	INTRA-ABDOMINAL INJURY, OTHER AND NOS	M	-	1	1	-	4	5	3	2	3	-	3	-	-	-	-	1	-	-	-	23
		F	-	-	-	-	-	3	1	1	1	-	-	-	-	-	-	-	-	1	-	7
868.0	WITHOUT OPEN WOUND	M	-	1	1	-	3	3	1	2	3	-	3	-	-	-	-	1	-	-	-	18
		F	-	-	-	-	-	2	1	1	1	-	-	-	-	-	-	-	-	1	-	6
868.1	WITH OPEN WOUND	M	-	-	-	-	1	2	2	-	-	-	-	-	-	-	-	-	-	-	-	5
		F	-	-	-	-	-	1	-	-	-	-	-	-	-	-	-	-	-	-	-	1
869	INJURY NOS, OR INSIDE THORAX AND ABDOMEN	M	-	2	1	5	25	29	14	12	7	6	6	9	6	9	6	5	1	1	1	145
		F	-	-	1	1	9	6	6	5	5	6	5	2	3	5	3	1	1	-	-	59
869.0	WITHOUT OPEN WOUND	M	-	2	1	4	24	26	14	9	5	4	5	7	6	8	5	5	-	1	1	127
		F	-	-	1	1	9	6	6	5	5	6	5	2	3	5	3	1	1	-	-	59
869.1	WITH OPEN WOUND	M	-	-	-	1	1	3	-	3	2	2	1	2	-	1	1	-	1	-	-	18
		F	-	-	-	-	-	-	-	-	-	-	-	-	-	-	-	-	-	-	-	-
TOTAL	INTERNAL INJURY OF CHEST, ABDOMEN, AND PELVIS (N860-N869)	M	2	5	3	9	59	59	42	30	17	26	18	15	16	16	15	15	3	2	1	353
		F	-	-	1	2	14	21	12	12	7	6	13	7	4	8	6	1	4	2	1	121
	LACERATION AND OPEN WOUND OF HEAD, NECK AND TRUNK (N870-N879)																					
N873	LACERATION OF HEAD, OTHER AND NOS	M	-	-	-	-	-	-	-	-	-	-	-	1	-	-	-	-	-	-	-	1
		F	-	-	-	-	-	-	-	-	-	-	-	-	-	-	-	-	-	-	-	-
N873.7	OTHER FACE WITHOUT COMPLICATION	M	-	-	-	-	-	-	-	-	-	-	-	1	-	-	-	-	-	-	-	1
		F	-	-	-	-	-	-	-	-	-	-	-	-	-	-	-	-	-	-	-	-
N874	OPEN WOUND OF NECK	M	-	-	-	-	1	1	2	2	-	-	-	-	-	-	1	1	-	-	-	8

NOTE—Cause of death adjustments resulting from medical coder's queries are not reflected in this table. *See* Introduction.

DEATHS BY CAUSE, SEX, AND AGE, ACCORDING TO THE DETAILED LIST, BRITISH COLUMBIA, 1977

Age-Group (Years)

INT. LIST.	CAUSE		00 -01	01 -04	05 -09	10 -14	15 -19	20 -24	25 -29	30 -34	35 -39	40 -44	45 -49	50 -54	55 -59	60 -64	65 -69	70 -74	75 -79	80 -84	85+	TOTAL
		F	-	-	-	-	-	-	1	-	-	-	-	-	1	-	-	-	-	-	-	2
N874.0	WITHOUT COMPLICATION	M	-	-	-	-	1	1	2	2	-	-	-	-	-	-	1	1	-	-	-	8
		F	-	-	-	-	-	-	1	-	-	-	-	-	1	-	-	-	-	-	-	2
N877	OPEN WOUND OF BUTTOCK	M	-	-	-	-	-	-	-	-	-	-	-	-	-	-	-	-	-	-	-	-
		F	-	-	-	-	-	-	-	-	-	-	-	-	-	1	-	-	-	-	-	1
N877.0	WITHOUT COMPLICATION	M	-	-	-	-	-	-	-	-	-	-	-	-	-	-	-	-	-	-	-	-
		F	-	-	-	-	-	-	-	-	-	-	-	-	-	1	-	-	-	-	-	1
N879	OTHER, MULTIPLE, NOS: HEAD, NECK, TRUNK	M	-	-	-	-	-	2	-	-	-	-	-	-	-	-	-	-	-	-	-	2
		F	-	-	-	-	-	-	-	-	-	-	-	-	-	-	-	-	-	-	-	-
N879.0	OTHER, TRUNK, WITHOUT COMPLICATION	M	-	-	-	-	-	1	-	-	-	-	-	-	-	-	-	-	-	-	-	1
		F	-	-	-	-	-	-	-	-	-	-	-	-	-	-	-	-	-	-	-	-
N879.7	MULTIPLE AND NOS, WITHOUT COMPLICATION	M	-	-	-	-	-	1	-	-	-	-	-	-	-	-	-	-	-	-	-	1
		F	-	-	-	-	-	-	-	-	-	-	-	-	-	-	-	-	-	-	-	-
TOTAL	LACERATION AND OPEN WOUND OF HEAD, NECK AND TRUNK (N870-N879)	M	-	-	-	-	1	3	2	2	-	-	-	1	-	-	1	1	-	-	-	11
		F	-	-	-	-	-	-	1	-	-	-	-	-	1	1	-	-	-	-	-	3
	LACERATION AND OPEN WOUND OF UPPER LIMB (N880-N887)																					
N884	UPPER LIMB, MULTIPLE AND NOS	M	-	-	-	-	-	-	-	-	-	-	-	-	-	-	-	-	-	-	-	-
		F	-	-	-	-	-	-	-	-	-	1	-	-	-	-	-	-	-	-	-	1
N884.0	WITHOUT COMPLICATION	M	-	-	-	-	-	-	-	-	-	-	-	-	-	-	-	-	-	-	-	-
		F	-	-	-	-	-	-	-	-	-	1	-	-	-	-	-	-	-	-	-	1
TOTAL	LACERATION AND OPEN WOUND OF UPPER LIMB (N880-N887)	M	-	-	-	-	-	-	-	-	-	-	-	-	-	-	-	-	-	-	-	-
		F	-	-	-	-	-	-	-	-	-	1	-	-	-	-	-	-	-	-	-	1
	LACERATION AND OPEN WOUND OF LOWER LIMB (N890-N897)																					
N891	KNEE, LEG (EXCEPT THIGH) AND ANKLE	M	-	-	-	-	-	-	-	-	-	-	-	-	-	-	-	-	-	-	-	-
		F	-	-	-	-	-	-	-	-	-	-	-	-	-	-	-	-	-	-	1	1
N891.1	COMPLICATED	M	-	-	-	-	-	-	-	-	-	-	-	-	-	-	-	-	-	-	-	-
		F	-	-	-	-	-	-	-	-	-	-	-	-	-	-	-	-	-	-	1	1
TOTAL	LACERATION AND OPEN WOUND OF LOWER LIMB (N890-N897)	M	-	-	-	-	-	-	-	-	-	-	-	-	-	-	-	-	-	-	-	-
		F	-	-	-	-	-	-	-	-	-	-	-	-	-	-	-	-	-	-	1	1
	LACERATION AND OPEN WOUND OF MULTIPLE LOCATION (N900-N907)																					
N905	TRUNK WITH LIMB(S)	M	-	-	-	-	-	-	-	-	-	-	-	-	-	-	-	-	-	-	-	-
		F	-	-	-	-	-	-	-	-	1	-	-	-	-	-	-	-	-	-	-	1
N905.0	WITHOUT COMPLICATION	M	-	-	-	-	-	-	-	-	-	-	-	-	-	-	-	-	-	-	-	-
		F	-	-	-	-	-	-	-	-	1	-	-	-	-	-	-	-	-	-	-	1
N906	FACE WITH LIMB(S)	M	-	-	-	-	-	-	1	-	-	-	-	-	-	-	-	-	-	-	-	1
		F	-	-	-	-	-	-	-	-	-	-	-	-	-	-	-	-	-	-	-	-
N906.0	WITHOUT COMPLICATION	M	-	-	-	-	-	-	1	-	-	-	-	-	-	-	-	-	-	-	-	1
		F	-	-	-	-	-	-	-	-	-	-	-	-	-	-	-	-	-	-	-	-
N907	OTHER AND UNSPECIFIED LOCATION	M	-	-	-	-	2	3	-	-	-	1	1	-	1	1	-	-	-	-	-	9
		F	-	-	-	-	-	1	-	-	-	-	-	-	-	-	-	-	-	-	-	1
N907.0	WITHOUT COMPLICATION	M	-	-	-	-	2	3	-	-	-	1	1	-	1	1	-	-	-	-	-	9
		F	-	-	-	-	-	1	-	-	-	-	-	-	-	-	-	-	-	-	-	1
TOTAL	LACERATION AND OPEN WOUND OF MULTIPLE LOCATION (N900-N907)	M	-	-	-	-	2	3	1	-	-	1	1	-	1	1	-	-	-	-	-	10
		F	-	-	-	-	-	1	-	-	1	-	-	-	-	-	-	-	-	-	-	2
	SUPERFICIAL INJURY (N910-N918)																					
N913	SUPERFICIAL INJURY OF ELBOW	M	-	-	-	-	-	-	-	-	-	-	-	-	-	-	-	-	-	-	-	-
		F	-	-	-	-	-	-	-	-	-	-	-	-	-	-	-	-	-	-	1	1
N913.1	INFECTED	M	-	-	-	-	-	-	-	-	-	-	-	-	-	-	-	-	-	-	-	-
		F	-	-	-	-	-	-	-	-	-	-	-	-	-	-	-	-	-	-	1	1
TOTAL	SUPERFICIAL INJURY (N910-N918)	M	-	-	-	-	-	-	-	-	-	-	-	-	-	-	-	-	-	-	-	-

NOTE—Cause of death adjustments resulting from medical coder's queries are not reflected in this table. *See* Introduction.

DEATHS BY CAUSE, SEX, AND AGE, ACCORDING TO THE DETAILED LIST, BRITISH COLUMBIA, 1977

INT. LIST.	CAUSE		Age-Group (Years) 00 -01	01 -04	05 -09	10 -14	15 -19	20 -24	25 -29	30 -34	35 -39	40 -44	45 -49	50 -54	55 -59	60 -64	65 -69	70 -74	75 -79	80 -84	85+	TOTAL
		F	-	-	-	-	-	-	-	-	-	-	-	-	-	-	-	-	-	-	1	1
	CONTUSION AND CRUSHING WITH INTACT SKIN SURFACE (N920-N929)																					
N920	FACE, SCALP, AND NECK, EXCEPT EYE(S)	M	-	-	-	-	-	-	-	-	-	-	-	-	-	-	-	-	-	-	-	-
		F	-	-	-	-	-	-	-	-	-	-	-	1	-	-	-	-	-	-	-	1
N920.0	CURRENT INJURY	M	-	-	-	-	-	-	-	-	-	-	-	-	-	-	-	-	-	-	-	-
		F	-	-	-	-	-	-	-	-	-	-	-	1	-	-	-	-	-	-	-	1
N927	HIP, THIGH, LEG, AND ANKLE	M	-	-	-	-	-	-	-	-	-	-	-	-	-	-	-	-	-	-	-	-
		F	-	-	-	-	-	-	-	-	-	-	-	-	-	-	-	-	1	-	-	1
N927.0	CURRENT INJURY	M	-	-	-	-	-	-	-	-	-	-	-	-	-	-	-	-	-	-	-	-
		F	-	-	-	-	-	-	-	-	-	-	-	-	-	-	-	-	1	-	-	1
TOTAL	CONTUSION AND CRUSHING WITH INTACT SKIN SURFACE (N920-N929)	M	-	-	-	-	-	-	-	-	-	-	-	-	-	-	-	-	-	-	-	-
		F	-	-	-	-	-	-	-	-	-	-	-	1	-	-	-	-	1	-	-	2
	EFFECTS OF FOREIGN BODY ENTERING THROUGH ORIFICE (N930-N939)																					
N933	PHARYNX AND LARYNX	M	4	1	-	-	-	3	-	-	-	-	1	1	1	1	3	1	-	-	1	17
		F	3	1	-	-	-	-	-	-	-	-	1	-	-	1	1	1	-	-	-	8
N936	INTESTINE AND COLON	M	-	-	-	-	-	-	-	-	-	-	-	1	-	-	-	-	-	-	-	1
		F	-	-	-	-	-	-	-	-	-	-	-	-	-	-	-	-	-	-	-	-
TOTAL	EFFECTS OF FOREIGN BODY, ENTERING THROUGH ORIFICE (N930-N939)	M	4	1	-	-	-	3	-	-	-	-	1	2	1	1	3	1	-	-	1	18
		F	3	1	-	-	-	-	-	-	-	-	1	-	-	1	1	1	-	-	-	8
	BURN (N940-N949)																					
N945	LOWER LIMB(S)	M	-	-	-	-	-	-	-	-	-	-	-	-	-	-	1	-	-	-	-	1
		F	-	-	-	-	-	-	-	-	-	-	-	-	-	-	-	-	-	-	-	-
N945.8	COMPLICATED	M	-	-	-	-	-	-	-	-	-	-	-	-	-	-	1	-	-	-	-	1
		F	-	-	-	-	-	-	-	-	-	-	-	-	-	-	-	-	-	-	-	-
N946	FACE, HEAD, NECK, WITH LIMBS	M	-	-	-	-	-	-	-	-	-	-	-	-	-	1	-	-	-	-	-	1
		F	-	-	-	-	-	-	-	-	-	-	-	-	-	-	-	-	-	-	-	-
N946.0	UNSPECIFIED, WITHOUT COMPLICATION	M	-	-	-	-	-	-	-	-	-	-	-	-	-	1	-	-	-	-	-	1
		F	-	-	-	-	-	-	-	-	-	-	-	-	-	-	-	-	-	-	-	-
N947	TRUNK WITH LIMB(S)	M	-	-	-	-	-	-	-	-	-	-	-	-	-	1	-	-	-	-	1	2
		F	-	-	-	-	-	-	-	-	-	-	-	-	-	-	-	-	-	-	-	-
N947.0	UNSPECIFIED, WITHOUT COMPLICATION	M	-	-	-	-	-	-	-	-	-	-	-	-	-	1	-	-	-	-	-	1
		F	-	-	-	-	-	-	-	-	-	-	-	-	-	-	-	-	-	-	-	-
N947.2	SECOND DEGREE, WITHOUT COMPLICATION	M	-	-	-	-	-	-	-	-	-	-	-	-	-	-	-	-	-	-	1	1
		F	-	-	-	-	-	-	-	-	-	-	-	-	-	-	-	-	-	-	-	-
N948	FACE, HEAD, NECK, WITH TRUNK	M	-	-	-	1	6	3	1	-	1	-	1	1	-	2	-	1	-	-	-	17
		F	-	1	-	-	-	1	1	-	-	1	-	-	1	-	-	-	-	-	-	5
N948.0	UNSPECIFIED, WITHOUT COMPLICATION	M	-	-	-	-	1	-	-	-	-	-	-	-	-	-	-	-	-	-	-	1
		F	-	-	-	-	-	-	-	-	-	-	-	-	-	-	-	-	-	-	-	-
N948.3	THIRD DEGREE, WITHOUT COMPLICATION	M	-	-	-	1	5	3	1	-	1	-	1	1	-	2	-	1	-	-	-	16
		F	-	1	-	-	-	1	1	-	-	1	-	-	1	-	-	-	-	-	-	5
N949	OTHER AND UNSPECIFIED PARTS	M	-	1	1	-	2	3	2	4	-	2	-	-	-	1	1	2	1	-	1	21
		F	-	1	-	-	-	-	-	2	-	-	-	1	1	1	-	1	2	-	-	9
N949.0	UNSPECIFIED, WITHOUT COMPLICATION	M	-	-	1	-	1	2	1	2	-	-	-	-	-	-	-	-	-	-	1	8
		F	-	-	-	-	-	-	-	1	-	-	-	-	1	1	-	1	-	-	-	4
N949.2	SECOND DEGREE, WITHOUT COMPLICATION	M	-	-	-	-	-	-	-	-	-	-	-	-	-	-	-	1	-	-	-	1
		F	-	-	-	-	-	-	-	-	-	-	-	-	-	-	-	-	-	-	-	-
N949.3	THIRD DEGREE, WITHOUT COMPLICATION	M	-	1	-	-	1	1	1	2	-	2	-	-	-	1	1	1	1	-	-	12
		F	-	1	-	-	-	-	-	1	-	-	-	1	-	-	-	-	2	-	-	5
TOTAL	BURN (N940-N949)	M	-	1	1	1	8	6	3	4	1	2	1	1	-	5	2	3	1	-	2	42
		F	-	2	-	-	-	1	1	2	-	1	-	1	2	1	-	1	2	-	-	14
	INJURY TO NERVES AND SPINAL CORD (N950-N959)																					

NOTE—Cause of death adjustments resulting from medical coder's queries are not reflected in this table. *See* Introduction.

DEATHS BY CAUSE, SEX, AND AGE, ACCORDING TO THE DETAILED LIST, BRITISH COLUMBIA, 1977

INT. LIST.	CAUSE		Age-Group (Years) 00 -01	01 -04	05 -09	10 -14	15 -19	20 -24	25 -29	30 -34	35 -39	40 -44	45 -49	50 -54	55 -59	60 -64	65 -69	70 -74	75 -79	80 -84	85+	TOTAL
N958	SPINAL CORD WITHOUT SPINAL BONE INJURY	M	-	-	-	-	1	-	2	-	-	-	-	-	1	-	-	-	-	1	-	5
		F	-	-	-	-	-	-	-	-	-	-	-	-	-	-	-	1	-	-	-	1
N958.0	CERVICAL, WITHOUT OPEN WOUND	M	-	-	-	-	-	-	1	-	-	-	-	-	-	-	-	-	-	-	-	1
		F	-	-	-	-	-	-	-	-	-	-	-	-	-	-	-	1	-	-	-	1
N958.6	UNSPECIFIED, WITHOUT OPEN WOUND	M	-	-	-	-	1	-	1	-	-	-	-	-	-	-	-	-	-	-	-	2
		F	-	-	-	-	-	-	-	-	-	-	-	-	-	-	-	-	-	-	-	-
N958.7	UNSPECIFIED, WITH OPEN WOUND	M	-	-	-	-	-	-	-	-	-	-	-	-	1	-	-	-	-	-	-	1
		F	-	-	-	-	-	-	-	-	-	-	-	-	-	-	-	-	-	-	-	-
N958.9	LATE EFFECT, ANY PART	M	-	-	-	-	-	-	-	-	-	-	-	-	-	-	-	-	-	1	-	1
		F	-	-	-	-	-	-	-	-	-	-	-	-	-	-	-	-	-	-	-	-
N959	OTHER NERVE INJURY	M	-	-	-	-	-	-	-	1	-	-	-	-	1	-	-	-	-	-	-	2
		F	-	-	-	-	-	-	-	-	-	-	-	-	-	-	-	-	-	-	-	-
N959.2	OTHER AND SEVERAL PARTS, WITHOUT WOUND	M	-	-	-	-	-	-	-	-	-	-	-	-	1	-	-	-	-	-	-	1
		F	-	-	-	-	-	-	-	-	-	-	-	-	-	-	-	-	-	-	-	-
N959.9	LATE EFFECT, EITHER	M	-	-	-	-	-	-	-	1	-	-	-	-	-	-	-	-	-	-	-	1
		F	-	-	-	-	-	-	-	-	-	-	-	-	-	-	-	-	-	-	-	-
TOTAL	INJURY TO NERVES AND SPINAL CORD (N950-N959)	M	-	-	-	-	1	-	2	1	-	-	-	-	2	-	-	-	-	1	-	7
		F	-	-	-	-	-	-	-	-	-	-	-	-	-	-	-	1	-	-	-	1
	ADVERSE EFFECT OF MEDICAL AGENTS (N960-N979)																					
N961	OTHER ANTI-INFECTIVES	M	-	-	-	-	-	-	-	-	-	-	-	1	-	-	-	-	-	-	-	1
		F	-	-	-	-	-	-	-	-	-	-	-	-	-	-	-	-	-	-	-	-
N961.3	QUINOLINE DERIVATIVES	M	-	-	-	-	-	-	-	-	-	-	-	1	-	-	-	-	-	-	-	1
		F	-	-	-	-	-	-	-	-	-	-	-	-	-	-	-	-	-	-	-	-
N962	HORMONES AND SYNTHETIC SUBSTITUTES	M	-	-	-	-	-	-	-	-	-	-	1	-	-	-	-	-	-	-	-	1
		F	-	-	-	-	-	-	-	-	1	-	-	-	-	-	-	-	-	-	-	1
N962.3	INSULINS AND ANTIDIABETIC AGENTS	M	-	-	-	-	-	-	-	-	-	-	1	-	-	-	-	-	-	-	-	1
		F	-	-	-	-	-	-	-	-	1	-	-	-	-	-	-	-	-	-	-	1
N964	AGENTS PRIMARILY AFFECTING BLOOD	M	-	-	-	-	-	-	-	-	-	-	-	-	-	1	-	-	-	-	-	1
		F	-	-	-	-	-	-	-	-	-	-	-	-	-	-	-	-	-	-	-	-
N964.2	ANTICOAGULANTS	M	-	-	-	-	-	-	-	-	-	-	-	-	-	1	-	-	-	-	-	1
		F	-	-	-	-	-	-	-	-	-	-	-	-	-	-	-	-	-	-	-	-
N965	ANALGESICS AND ANTIPYRETICS	M	-	-	-	-	1	3	4	2	2	2	1	2	1	-	-	-	-	-	-	18
		F	-	-	-	-	-	2	1	5	-	2	1	2	3	-	-	-	-	-	-	16
N965.0	OPIATES AND SYNTHETIC ANALOGUES	M	-	-	-	-	1	2	3	1	2	-	-	-	1	-	-	-	-	-	-	10
		F	-	-	-	-	-	2	1	2	-	2	-	-	-	-	-	-	-	-	-	7
N965.1	SALICYLATES AND CONGENERS	M	-	-	-	-	-	-	1	1	-	1	1	1	-	-	-	-	-	-	-	5
		F	-	-	-	-	-	-	-	1	-	-	-	2	3	-	-	-	-	-	-	6
N965.9	OTHER ANALGESICS AND ANTIPYRETICS	M	-	-	-	-	-	1	-	-	-	1	-	1	-	-	-	-	-	-	-	3
		F	-	-	-	-	-	-	-	2	-	-	1	-	-	-	-	-	-	-	-	3
N966	ANTICONVULSANTS	M	-	-	-	-	-	-	-	-	-	-	-	-	-	-	-	-	-	-	-	-
		F	-	-	-	-	-	1	-	-	-	-	-	-	-	-	-	-	-	-	-	1
N966.1	HYDANTOIN DERIVATIVES	M	-	-	-	-	-	-	-	-	-	-	-	-	-	-	-	-	-	-	-	-
		F	-	-	-	-	-	1	-	-	-	-	-	-	-	-	-	-	-	-	-	1
N967	OTHER SEDATIVES AND HYPNOTICS	M	-	-	-	-	-	3	4	-	2	3	1	-	1	5	-	1	-	-	-	20
		F	-	-	-	-	-	-	2	2	1	-	6	6	5	2	2	-	-	1	-	27
N967.0	BARBITURATES	M	-	-	-	-	-	3	3	-	1	3	1	-	1	4	-	1	-	-	-	17
		F	-	-	-	-	-	-	-	1	1	-	5	4	5	2	2	-	-	1	-	21
N967.1	CHLORAL HYDRATE	M	-	-	-	-	-	-	-	-	-	-	-	-	-	-	-	-	-	-	-	-
		F	-	-	-	-	-	-	-	1	-	-	-	1	-	-	-	-	-	-	-	2
N967.9	OTHER SEDATIVES AND HYPNOTICS	M	-	-	-	-	-	-	1	-	1	-	-	-	-	1	-	-	-	-	-	3
		F	-	-	-	-	-	-	2	-	-	-	1	1	-	-	-	-	-	-	-	4
N969	LOCAL ANESTHETICS	M	-	-	-	-	-	-	-	-	1	-	-	-	-	-	-	-	-	-	-	1

NOTE—Cause of death adjustments resulting from medical coder's queries are not reflected in this table. *See* Introduction.

DEATHS BY CAUSE, SEX, AND AGE, ACCORDING TO THE DETAILED LIST, BRITISH COLUMBIA, 1977

INT. LIST.	CAUSE		Age-Group (Years) 00 -01	01 -04	05 -09	10 -14	15 -19	20 -24	25 -29	30 -34	35 -39	40 -44	45 -49	50 -54	55 -59	60 -64	65 -69	70 -74	75 -79	80 -84	85+	TOTAL
		F	-	-	-	-	-	-	-	-	-	-	-	-	-	-	-	-	-	-	-	-
N970	PSYCHOTHERAPEUTICS	M	-	-	-	-	-	2	1	-	1	-	-	-	-	1	-	-	-	-	-	5
		F	-	-	-	-	-	2	-	-	-	-	-	-	-	1	1	-	-	-	-	4
N970.0	ANTIDEPRESSANTS	M	-	-	-	-	-	1	-	-	1	-	-	-	-	1	-	-	-	-	-	3
		F	-	-	-	-	-	1	-	-	-	-	-	-	-	-	-	-	-	-	-	1
N970.1	TRANQUILIZERS	M	-	-	-	-	-	1	1	-	-	-	-	-	-	-	-	-	-	-	-	2
		F	-	-	-	-	-	1	-	-	-	-	-	-	-	1	1	-	-	-	-	3
N977	OTHER AND UNSPECIFIED DRUGS	M	-	-	-	-	1	4	3	1	3	-	2	1	1	-	1	-	-	1	-	18
		F	-	1	-	-	1	7	2	3	3	1	5	6	2	1	2	-	1	1	-	36
N977.0	EXTERNAL MEDICAMENTS NEC	M	-	-	-	-	-	-	-	-	-	-	-	-	-	-	-	-	-	-	-	-
		F	-	1	-	-	-	-	-	-	-	-	-	-	-	-	1	-	-	-	-	2
N977.8	OTHER SPECIFIED DRUGS NEC	M	-	-	-	-	1	1	1	-	1	-	-	-	-	-	1	-	-	-	-	5
		F	-	-	-	-	-	4	1	2	-	-	-	1	1	-	-	-	-	-	-	9
N977.9	DRUGS NOS	M	-	-	-	-	-	3	2	1	2	-	2	1	1	-	-	-	-	1	-	13
		F	-	-	-	-	1	3	1	1	3	1	5	5	1	1	1	-	1	1	-	25
N978	MEDICINAL AGENTS, SPECIFIED COMBINATIONS	M	-	-	-	-	-	2	3	-	-	-	2	-	-	-	-	1	-	-	-	8
		F	-	-	-	-	-	-	4	1	1	-	1	1	-	-	1	-	-	-	-	9
N978.0	OPIUM, BARBITURATES, TRANQUILIZERS	M	-	-	-	-	-	1	1	-	-	-	-	-	-	-	-	-	-	-	-	2
		F	-	-	-	-	-	-	1	-	-	-	-	-	-	-	-	-	-	-	-	1
N978.2	BARBITURATES, SALICYLATES	M	-	-	-	-	-	-	-	-	-	-	1	-	-	-	-	-	-	-	-	1
		F	-	-	-	-	-	-	2	1	-	-	1	-	-	-	1	-	-	-	-	5
N978.4	PSYCHOPHARMACOLOGICS, BARBITURATES	M	-	-	-	-	-	1	2	-	-	-	1	-	-	-	-	1	-	-	-	5
		F	-	-	-	-	-	-	1	-	1	-	-	1	-	-	-	-	-	-	-	3
N979	ALCOHOL, SPECIFIED MEDICAL AGENTS	M	-	-	-	-	-	3	1	1	7	3	6	4	4	2	1	-	-	1	-	33
		F	-	-	-	-	-	2	1	-	2	1	4	1	4	2	-	1	-	-	-	18
N979.0	WITH OPIUM DERIVATIVES	M	-	-	-	-	-	1	-	-	2	1	1	-	-	-	-	-	-	-	-	5
		F	-	-	-	-	-	-	1	-	-	-	-	-	-	-	-	-	-	-	-	1
N979.1	WITH BARBITURATES	M	-	-	-	-	-	-	1	1	4	1	4	3	1	1	1	-	-	1	-	18
		F	-	-	-	-	-	-	-	-	2	-	4	1	3	2	-	1	-	-	-	13
N979.2	WITH NON-BARBITURATE SEDATIVES	M	-	-	-	-	-	2	-	-	1	-	1	-	2	-	-	-	-	-	-	6
		F	-	-	-	-	-	-	-	-	-	-	-	-	1	-	-	-	-	-	-	1
N979.4	WITH PSYCHOPHARMACOLOGIC AGENTS	M	-	-	-	-	-	-	-	-	-	1	-	1	1	1	-	-	-	-	-	4
		F	-	-	-	-	-	2	-	-	-	1	-	-	-	-	-	-	-	-	-	3
TOTAL	ADVERSE EFFECT OF MEDICINAL AGENTS (N960-N979)	M	-	-	-	-	2	17	16	4	16	8	13	8	7	9	2	2	-	2	-	106
		F	-	1	-	-	1	14	10	11	8	4	17	16	14	6	6	1	1	2	-	112
	TOXIC EFFECT OF CHIEFLY NONMEDICINAL SUBSTANCES (N980-N989)																					
N980	ALCOHOL	M	-	-	-	-	-	-	1	2	4	4	2	7	6	1	1	1	-	-	-	29
		F	-	-	-	-	-	1	-	-	1	3	-	3	1	2	-	1	-	-	-	12
N980.0	ETHYL	M	-	-	-	-	-	-	-	-	-	-	-	1	-	-	-	-	-	-	-	1
		F	-	-	-	-	-	-	-	-	-	-	-	-	-	-	-	-	-	-	-	-
N980.1	METHYL	M	-	-	-	-	-	-	-	2	1	-	-	-	2	-	-	-	-	-	-	5
		F	-	-	-	-	-	-	-	-	-	-	-	-	-	-	-	-	-	-	-	-
N980.2	ISOPROPYL	M	-	-	-	-	-	-	-	-	-	-	-	-	-	-	-	1	-	-	-	1
		F	-	-	-	-	-	-	-	-	-	-	-	-	-	-	-	-	-	-	-	-
N980.9	OTHER	M	-	-	-	-	-	-	1	-	3	4	2	6	4	1	1	-	-	-	-	22
		F	-	-	-	-	-	1	-	-	1	3	-	3	1	2	-	1	-	-	-	12
N982	INDUSTRIAL SOLVENTS	M	-	-	-	-	-	-	-	-	-	-	-	-	1	-	-	-	-	-	-	1
		F	-	-	-	-	-	-	-	-	-	-	-	-	-	-	-	-	-	-	-	-
N982.9	OTHER	M	-	-	-	-	-	-	-	-	-	-	-	-	1	-	-	-	-	-	-	1
		F	-	-	-	-	-	-	-	-	-	-	-	-	-	-	-	-	-	-	-	-
N985	OTHER METALS, CHIEFLY NONMEDICINAL	M	-	-	-	-	-	1	-	-	-	-	-	-	-	-	-	-	-	-	-	1

NOTE—Cause of death adjustments resulting from medical coder's queries are not reflected in this table. *See* Introduction.

DEATHS BY CAUSE, SEX, AND AGE, ACCORDING TO THE DETAILED LIST, BRITISH COLUMBIA, 1977

INT. LIST.	CAUSE		00 -01	01 -04	05 -09	10 -14	15 -19	20 -24	25 -29	30 -34	35 -39	40 -44	45 -49	50 -54	55 -59	60 -64	65 -69	70 -74	75 -79	80 -84	85+	TOTAL
		F	-	-	-	-	-	-	-	-	-	-	-	-	-	-	-	-	-	-	-	-
N985.1	ARSENIC AND ITS COMPOUNDS	M	-	-	-	-	-	1	-	-	-	-	-	-	-	-	-	-	-	-	-	1
		F	-	-	-	-	-	-	-	-	-	-	-	-	-	-	-	-	-	-	-	-
N986	CARBON MONOXIDE	M	3	-	2	2	7	7	6	6	5	2	4	10	4	2	3	3	1	-	-	67
		F	-	2	2	1	6	4	4	1	1	1	1	4	1	2	1	-	-	-	1	32
N987	OTHER GASES, FUMES, OR VAPORS	M	-	1	1	-	-	2	-	-	2	-	1	-	-	2	-	1	1	-	1	12
		F	-	1	-	-	1	-	-	-	1	-	-	1	-	-	-	-	-	-	-	4
N987.9	OTHER	M	-	1	1	-	-	2	-	-	2	-	1	-	-	2	-	1	1	-	1	12
		F	-	1	-	-	1	-	-	-	1	-	-	1	-	-	-	-	-	-	-	4
N989	OTHER	M	1	-	-	-	-	2	3	2	1	1	1	3	4	2	-	-	-	-	-	20
		F	-	-	-	-	-	3	3	-	-	2	-	1	3	-	1	-	-	-	-	13
N989.1	STRYCHNINE	M	-	-	-	-	-	1	-	-	-	-	-	-	1	-	-	-	-	-	-	2
		F	-	-	-	-	-	-	-	-	-	-	-	-	-	-	-	-	-	-	-	-
N989.3	OTHER PESTICIDES	M	-	-	-	-	-	-	-	-	-	1	-	-	-	-	-	-	-	-	-	1
		F	-	-	-	-	-	-	-	-	-	-	-	-	-	-	-	-	-	-	-	-
N989.9	OTHER	M	1	-	-	-	-	1	3	2	1	-	1	3	3	2	-	-	-	-	-	17
		F	-	-	-	-	-	3	3	-	-	2	-	1	3	-	1	-	-	-	-	13
TOTAL	TOXIC EFFECT OF CHIEFLY NONMEDICINAL SUBSTANCES (N980-N989)	M	4	1	3	2	7	12	10	10	12	7	8	20	15	7	4	5	2	-	1	130
		F	-	3	2	1	7	8	7	1	3	6	1	9	5	4	2	1	-	-	1	61
	OTHER ADVERSE EFFECTS (N990-N999)																					
N991	REDUCED TEMPERATURE	M	-	-	-	-	4	-	-	1	1	-	-	-	-	1	1	1	1	-	-	10
		F	-	1	-	-	-	-	-	1	-	-	1	-	-	-	-	1	1	-	-	5
N991.9	OTHER	M	-	-	-	-	4	-	-	1	1	-	-	-	-	1	1	1	1	-	-	10
		F	-	1	-	-	-	-	-	1	-	-	1	-	-	-	-	1	1	-	-	5
N992	EFFECTS OF HEAT	M	-	-	-	-	-	-	1	1	-	-	-	-	-	-	-	-	-	-	-	2
		F	-	-	-	-	-	-	-	-	-	-	-	-	-	-	1	-	-	-	-	1
N992.0	HEAT STROKE	M	-	-	-	-	-	-	-	1	-	-	-	-	-	-	-	-	-	-	-	1
		F	-	-	-	-	-	-	-	-	-	-	-	-	-	-	-	-	-	-	-	-
N992.5	HEAT EXHAUSTION NOS	M	-	-	-	-	-	-	1	-	-	-	-	-	-	-	-	-	-	-	-	1
		F	-	-	-	-	-	-	-	-	-	-	-	-	-	-	1	-	-	-	-	1
N994	EFFECTS OF OTHER EXTERNAL CAUSES	M	5	13	6	10	30	33	24	17	11	15	12	18	12	7	13	6	4	2	1	239
		F	2	5	5	-	3	6	5	7	2	1	3	7	5	2	5	1	1	2	-	62
N994.1	DROWNING	M	1	12	4	6	22	21	13	12	9	7	4	11	10	5	10	5	2	1	-	155
		F	2	5	4	-	2	3	4	4	2	1	2	4	5	2	1	-	1	1	-	43
N994.4	OTHER EFFECTS OF EXPOSURE	M	-	-	-	-	-	-	-	-	-	-	-	-	-	-	1	-	-	-	-	1
		F	-	-	-	-	-	-	-	-	-	-	-	-	-	-	-	-	-	-	-	-
N994.7	ASPHYXIATION AND STRANGULATION	M	4	1	2	3	6	10	9	3	2	7	7	6	2	2	2	1	2	1	1	71
		F	-	-	1	-	1	3	1	3	-	-	1	3	-	-	4	1	-	1	-	19
N994.8	ELECTROCUTION	M	-	-	-	1	2	2	2	2	-	1	1	1	-	-	-	-	-	-	-	12
		F	-	-	-	-	-	-	-	-	-	-	-	-	-	-	-	-	-	-	-	-
N996	INJURY, OTHER AND UNSPECIFIED	M	-	-	-	-	2	-	1	1	-	-	1	2	1	1	2	-	-	1	-	12
		F	-	-	-	-	-	-	-	-	-	-	-	-	1	-	1	1	-	-	-	3
N996.1	TRUNK	M	-	-	-	-	-	-	-	1	-	-	-	-	-	-	-	-	-	-	-	1
		F	-	-	-	-	-	-	-	-	-	-	-	-	-	-	-	1	-	-	-	1
N996.7	KNEE, LEG, ANKLE, AND FOOT	M	-	-	-	-	-	-	-	-	-	-	-	-	-	-	1	-	-	1	-	2
		F	-	-	-	-	-	-	-	-	-	-	-	-	1	-	-	-	-	-	-	1
N996.9	UNSPECIFIED SITE	M	-	-	-	-	2	-	1	-	-	-	1	2	1	1	1	-	-	-	-	9
		F	-	-	-	-	-	-	-	-	-	-	-	-	-	-	1	-	-	-	-	1
TOTAL	OTHER ADVERSE EFFECTS (N990-N999)	M	5	13	6	10	36	33	26	20	12	15	13	20	13	9	16	7	5	3	1	263
		F	2	6	5	-	3	6	5	8	2	1	4	7	6	2	7	3	2	2	-	71
TOTAL	N XVII. ACCIDENTS, POISONINGS.	M	18	28	21	32	187	224	160	111	91	92	82	110	79	68	58	61	33	29	51	1535

Age-Group (Years)

NOTE—Cause of death adjustments resulting from medical coder's queries are not reflected in this table. *See* Introduction.

DEATHS BY CAUSE, SEX, AND AGE, ACCORDING TO THE DETAILED LIST, BRITISH COLUMBIA, 1977

INT. LIST.	CAUSE		Age-Group (Years) 00-01	01-04	05-09	10-14	15-19	20-24	25-29	30-34	35-39	40-44	45-49	50-54	55-59	60-64	65-69	70-74	75-79	80-84	85+	TOTAL
	AND VIOLENCE (N800-N999)	F	5	18	16	15	53	69	48	40	32	29	42	52	43	34	32	21	36	42	72	699

NOTE—Cause of death adjustments resulting from medical coder's queries are not reflected in this table. *See* Introduction.