DEPARTMENT OF PROVINCIAL SECRETARY

ANNUAL REPORT

OF THE

MENTAL HOSPITALS

OF THE

PROVINCE OF BRITISH COLUMBIA

FOR 12 MONTHS ENDED MARCH 31ST

1928

PRINTED BY
AUTHORITY OF THE LEGISLATIVE ASSEMBLY.

VICTORIA, B.C.:
Printed by CHARLES F. BANFIELD, Printer to the King's Most Excellent Majesty.
1929.

To His Honour ROBERT RANDOLPH BRUCE,

Lieutenant-Governor of the Province of British Columbia.

MAY IT PLEASE YOUR HONOUR:

The undersigned respectfully submits herewith the Annual Report of the Medical Superintendent of the Mental Hospitals for the fiscal year ended March 31st, 1928.

S. L. HOWE,

Provincial Secretary.

Provincial Secretary's Office.

TABLE OF CONTENTS.

PART I.—MEDICAL.

PAGE.

Officers and Staff, List of 7
Report—General Medical Superintendent 9
Report, Laboratory—Director of Laboratory 12
Report—X-ray Department 12
Report—Visiting Dentist 13
Statistical Tables—
1. Movement of Population during Year 14
2. Summary of Operations of Hospitals since Inception 16
3. Admissions, Discharges, and Deaths 17
4. Civil State of Patients admitted 17
5. Religious Denominations of Patients 17
6. Educational Status of Patients 18
7. Nationality of Patients 18
8. Districts from which Patients were admitted 19
9. Occupation of Patients prior to Admission 20
10. Age of Patients on Admission 21
11. Number of Attacks at Time of Admission 21
12. Alleged Duration of Attacks prior to Admission 21
13. Table of Heredity 22
14. Alleged Cause of Insanity in Patients admitted 22
15. State of Bodily Health of Patients admitted 22
16. Form of Mental Disorder in Patients admitted 23
17A. Probation, Number allowed out on, Essondale 23
17B. Probation, Number allowed out on, New Westminster 23
17C. Probation, Number allowed out on, Saanich 24
18A. Discharges, showing Alleged Duration of Insanity, Essondale 24
18B. Discharges, showing Alleged Duration of Insanity, New Westminster 24
18C. Discharges, showing Alleged Duration of Insanity, Saanich 24
19A. Discharges, showing Length of Residence in Hospital and Condition at Time of Discharge, Essondale 25
19B. Discharges, showing Length of Residence in Hospital and Condition at Time of Discharge, New Westminster 25
19C. Discharges, showing Length of Residence in Hospital and Condition at Time of Discharge, Saanich 25
20. Deaths, Cause of, and Length of Time in Hospital, Essondale, New Westminster, and Saanich 26
21. Deportations, New Westminster, Essondale, and Saanich 29

PART II.—FINANCIAL.

Report—Bursar 30
Balance-sheet and Profit and Loss Account, New Westminster 32
Balance-sheet and Profit and Loss Account, Essondale 33
Balance-sheet and Profit and Loss Account, Saanich 34
A. Average Residence, Maintenance, and *Per Capita* Cost since Inception 35
B. / B 1. Analysis of Gross *Per Capita* Cost 36, 37
C. / C 1. Yearly Gross Expenditure, Analysis of, since Inception 38, 39
D. Summary of Gross and Net *Per Capita* Cost in all Hospitals 40
E. Expense and Revenue Statement, New Westminster 41
F. Expense and Revenue Statement, Essondale 43
G. Expense and Revenue Statement, Saanich 45

Production Tables— PAGE.
Revenue, Table of, since Inception 47
Report, Financial—Tailor's Department 47
Report, Financial—Shoemaker's Department 49
Articles made by Female Patients 49, 50
Mending done by Female Patients 50
Work done by Patients at Essondale 50
Work done by Patients at New Westminster 50
Work done by Teams at Essondale 50
Supplies produced at New Westminster 51
Supplies produced at Colquitz 51

PART III.—COLONY FARM.

Report—Farm Superintendent 52
Report—Financial, General—Bursar 52
Balance-sheet 54
Profit and Loss Account 55
Dairy and Herds Department—
Profit and Loss Account 56
Production and Costs Account 56
Milk Production and Cost 56
Bull Department—Profit and Loss Account 57
Mature Cow Department—Profit and Loss Account 57
Yearling Department—Profit and Loss Account 57
Calves Department—Profit and Loss Account 58
Work-horse Department—
Sales and Deaths Account 59
Horse-labour Account 59
Horse-labour performed 59
Sheep Department—Profit and Loss Account 60
Hog Department—Profit and Loss Account 60
Poultry Department—Profit and Loss Account 61
Cannery—Profit and Loss Account 61
Truck-garden and Nursery—Profit and Loss Account 61
Crop Department—Profit and Loss Account, etc. 62–64
Tractor Account 65
Maintenance and Administration, General 65
Produce supplied to Essondale 65
Produce supplied to New Westminster 66
Accounts receivable 66
Inventories—
Trees, Shrubs, etc., supplied to Public Schools and Institutions 67
Colony Farm Nursery 67
Equipment 68
Cows 68
Yearlings 71
Calves 72
Herd Bulls 73
Work-horses 73
Hogs 74
Sheep 76
Poultry 76
Feed and Sundries, Poultry Department 76
Feed and Sundries, Essondale Hog Department 77
Feed 77

DEPARTMENT OF PROVINCIAL SECRETARY.

Hon. S. L. Howe, *Provincial Secretary.* P. Walker, *Deputy Provincial Secretary.*

A. L. Crease, M.D., C.M., *Medical Superintendent.*

E. J. Ryan, M.D., C.M., *Assistant Medical Superintendent.*

G. S. Macgowan, *Bursar.*

OFFICERS AND STAFF, ESSONDALE.

Medical:

L. E. Sauriol, M.D., C.M., L.M.C.C.
A. M. Gee, M.D., C.M., L.M.C.C.
U. P. Byrne, M.B., L.M.C.C.
J. E. Matheson, M.B., L.M.C.C.
G. Mathewson, *Chief Attendant.*
Miss B. Willgress, R.N., *Matron.*
F. J. Fish, *Clinical Clerk.*
I. H. Wedge, *Clinical Stenographer.*

Business:

C. Fletcher, *Assistant Bursar.*
J. Pumphrey, *Steward.*
M. H. McCabe, *Book-keeper.*
Thos. Weeks, *Book-keeper.*
Miss A. Haslam, *Stenographer.*

Chaplains:

Rev. Arnold Turner, *Protestant.*
Rev. Father Pare, *Roman Catholic.*

Trades, Essondale:

J. L. Malcolm, *Chief Engineer.*
E. B. Stinchcombe, *Outside Overseer.*
W. G. Armour, *Baker.*
H. Lonsdale, *Builder.*
E. Fitzgerald, *Mason.*
E. Rushton, *Auto Mechanic.*
A. Cooter, *Chief Cook.*
W. Worrall, *Laundryman.*
T. Mowbray, *Electrician.*
J. Symington, *Plumber.*
W. J. Willows, *Barber.*
C. Salter, *Occupational Therapy.*

OFFICERS AND STAFF, NEW WESTMINSTER.

Medical:

C. E. Benwell, M.B., L.M.C.C.
B. H. O. Harry, M.D., C.M., L.M.C.C.
Miss M. Fillmore, *Matron.*
F. Spooner, *Chief Attendant.*
F. Gillard, *Clinical Clerk and Stenographer.*

Business:

Thos. Cambridge, *Assistant Bursar.*
J. F. O'Reilly, *Steward.*

Chaplains:

Rev. F. W. Auvache, *Protestant.*
Rev. Father Plamandon, *Roman Catholic.*

Trades, New Westminster:

R. T. Hall, *Carpenter.*
J. Booth, *Gardener.*
W. F. Johnston, *Engineer.*
H. Bailey, *Farmer.*
E. B. Jones, *Laundryman.*
J. McMillan, *Shoemaker.*
Wm. Powell, *Painter.*
W. W. Galloway, *Tailor.*
C. M. Doyle, *Plumber.*

OFFICERS AND STAFF, COLONY FARM.

P. H. Moore, B.A., B.S.A., *Superintendent.* J. Lobban, *Record Clerk.*

OFFICERS AND STAFF, COLQUITZ.

Geo. Hall, M.D., C.M., *Visiting Physician.*

Granby Farrant, *Supervisor.* Harry Hoult, *Chief Attendant.*



CHRONIC WING, ESSONDALE.

REPORT OF THE MEDICAL SUPERINTENDENT

For the Twelve Months ended March 31st, 1928.

PART I.—MEDICAL.

PROVINCIAL MENTAL HOSPITAL,
ESSONDALE, B.C., April 1st, 1928.

The Honourable the Provincial Secretary,
Parliament Buildings, Victoria, B.C.

SIR,—I have the honour to submit herewith for your consideration the Fifty-sixth Annual Report of the Provincial Mental Hospitals at Essondale, New Westminster, and Saanich.

The total admissions during the year were 542. Ten years ago the number of admissions was 375, and, in comparison, one can see that the general increase of admissions is being maintained. The population during the past year is clearly set out in the following table and gives one a general grasp of the movements of the Hospital population during that period:—

Movement of Population.	Male.	Female.	Total.
In residence, April 1st, 1927	1,498	627	2,125
On probation but remaining on registers	40	36	76
New admissions during current year	344	198	542
Total under treatment during year	1,882	861	2,743
Discharged in full during the year	148	77	225
Continuing on probation at end of year	47	55	102
Died during year	112	35	147
Total discharged and deaths during year	307	167	474
In residence at March 31st, 1928	1,575	694	2,269

(1.) Increase in the number of admissions this year as compared to last.. 48
(2.) Net increase in population in residence at the end of the year 144
(3.) Rate of deaths to total treated (per cent.) 5.36
(4.) Rate of discharges to admissions (exclusive of deaths) (per cent.) ... 60.33

ADMISSIONS.

An analysis of the birthplace column of the registers shows that 213 (or 39.29 per cent.) were of Canadian birth, 194 (or 35.79 per cent.) were born in other parts of the British Empire, and 130 (or 23.98 per cent.) were of foreign birth.

The types of mental condition admitted run much the same as in previous years; on an average, those suffering from general paresis showed a slight decline. Those of lower mentality have shown a very slight increase from 37 last year to 40 this year.

DISCHARGES.

From experience, it has been found that cases admitted in the very early stages of their mental trouble have a better chance of recovery than those who receive their treatment at a later date. The following table shows this quite clearly:—

TABLE SHOWING THE ALLEGED DURATION OF INSANITY, PRIOR TO ADMISSION, IN THOSE DISCHARGED FROM THE THREE INSTITUTIONS DURING THE YEAR APRIL 1ST, 1927, TO MARCH 31ST, 1928.

Less than six months	123
Over six months	43
Duration not known	56
Not insane	3
Total	225

In all, 225 were fully discharged during the year. Of these, 72 were recovered, 105 improved, 45 unimproved, and 3 had no psychosis. Out of the number discharged in full, 34 were repatriated, 20 being deported by the Immigration Department, and 14 returned through the kindness of friends and relatives.

I would like to extend, at this opportunity, our very sincere appreciation of the valuable work done by the Canadian Immigration Department, which has been of such great assistance to us in our deportation cases. Some of these cases, as may be imagined, are most difficult to handle on account of lack of reliable information, but the Immigration Department has been most co-operative and taken endless trouble in obtaining the details necessary to establish the various cases.

If one considers the average hospital life to extend over a period of ten years (which is a very conservative figure), and our *per capita* cost is reckoned at 82.36 cents per day, the Immigration officials have saved this Province a little over $28 per day, which would run into many thousands of dollars at the end of ten years.

The institution as a whole is greatly overcrowded, especially on the female side, and we are looking forward with a good deal of anticipation to the time when the new Female Chronic Building will be completed and will be available for the care and treatment of the women patients. The building will be modern, light, and cannot fail to have an elevating effect on the spirit of those who will be domiciled there. In the male division extra space will be given by the addition of another wing to our Cottage Building, which is situated on the farm. It is desirable, where possible, to have a colony unit, as the experience of those directing the treatment of patients suffering from a psychosis has been that colonies are favoured by them.

TREATMENT.

Since the erection of the Acute Main Building and the establishment of the Psychopathic Ward, both male and female patients have been admitted and treated in this building. On account of the modern equipment we have been able to carry out the more advanced methods adopted in the treatment of the mentally ill. Owing, however, to the overcrowding of the institution, we have not been able to have patients as long on the psychopathic floor as desired.

Malaria and tryparsamide treatments for general paresis are being administered, but it has been found difficult to keep the malaria in active growth. Sooner or later it diminishes and new has to be obtained, often with considerable difficulty, and at times it is almost impossible to procure it.

LABORATORY.

Our Laboratory and X-ray equipment are gradually being added to, and it has been found that the money expended in this connection has been amply repaid in benefit to the patients. The Laboratory, in charge of Dr. Matheson, has been active and of great assistance to the medical staff in aiding them to make a finer diagnosis.

ACTIVITIES.

During the past year 10,000 yards of dirt were taken from the front of the residences on the hill and placed on the dykes along the Coquitlam River. This was accomplished quickly and just before the peak of the high water. After this was done a large airing-court on the hillside was completed to take the place of the old one, which was quite inadequate. It has been greatly enjoyed by the patients as it offers a superior view and has considerably more space. Part of the land on the hillside, between the school and the permanent lawns, was put in orchard, and, as more of the land is cleared, further fruit-trees will be planted. This will enable us to have more fresh fruit and crop to supply to the cannery, and will also add to the appearance of the approach to the institution. Grading for a permanent site for garages at the back of the buildings has been done. A new tennis-court was made at the Colony Farm. The billiard-room was completely renovated and now offers a pleasant place for recreation purposes for the staff during their hours off duty. A Fire Chief and his assistant have been appointed and are doing splendid work. After the first survey the necessity of a fire service was even more apparent than formerly.

FINANCES.

For a full recapitulation of the financial operations of the Hospitals during the past fiscal year I would refer you to Mr. Macgowan's letter and accompanying tables.

COLONY FARM.

The report of the Farm Superintendent shows clearly the operations of this branch of the Hospital.

RECOMMENDATIONS.

(1) Segregation of the feeble-minded; (2) Psychopathic Building; (3) Social Service; (4) building with increased facilities for the sick and infirm.

Now that it has been decided to erect a new Chronic Female Wing, a Nurses' Home, and to enlarge the Farm Cottage, also an apartment-house, we are looking forward with keen anticipation to the day when the contracts will be awarded and the buildings completed.

ACKNOWLEDGMENTS.

In closing, I wish to acknowledge with sincere appreciation the splendid work performed by Mrs. Ellis, convener of the Red Cross Visiting Committee, in providing entertainment and supplying extra comforts to our soldier patients. I would also like to mention Mr. Rylett, representative of the Canadian Legion, who has been untiring in his interest on behalf of the returned soldier patients and whose recommendations have been of great assistance to us.

To your favourable notice I wish to commend all members of the staffs of the three Hospitals for their loyal service and support. Through their co-operation and application to duty the difficulties of office have been lessened and the work of caring for the mentally ill made easier. I would especially like to draw to your attention Dr. E. J. Ryan, Assistant Medical Superintendent in charge of the Mental Hospital at New Westminster, and Mr. Farrant, Supervisor of the Mental Home, Colquitz, for their unswerving attention to duty and the minute care which they have bestowed on the Hospitals under their supervision.

To you, Sir, to the Deputy Minister, and to the Civil Service Commissioner I owe grateful acknowledgment for your sympathetic attention to and understanding of the many matters brought before you throughout the year, and without which it would be impossible for the progress of the Hospital to be maintained.

I have the honour to be,
Sir,
Your obedient servant,

A. L. CREASE,
Medical Superintendent.

LABORATORY REPORT.

PROVINCIAL MENTAL HOSPITAL,
ESSONDALE, B.C., March 31st, 1928.

A. L. Crease, Esq., M.D., C.M.,
Medical Superintendent, Mental Hospitals of B.C., Essondale, B.C.

SIR,—Following is a report of the work performed in the Laboratory at Essondale in the year ended March 31st, 1928. As the Laboratory was not officially operating until October, 1927, this report covers only the six months.

Urinalysis	618
Kahns—	
Positive	6
Negative	55
Quantitative sugars	4
Sputa	18
Smears—	
Throat	77
Vaginal	2
Blood-counts	4
Cultures	10
Nose and throat	71
Autopsies	1
Sections	10

The Kahn precipitation test has replaced the Wassermann in the determination of patients with specific infection.

I have, etc.,
J. E. MATHESON,
Pathologist.

X-RAY REPORT.

PROVINCIAL MENTAL HOSPITAL,
ESSONDALE, B.C., March 31st, 1928.

A. L. Crease, Esq., M.D., C.M.,
Medical Superintendent, Provincial Mental Hospital, Essondale, B.C.

SIR,—Following is a report of the work performed in the X-ray Department of the Hospital from April 1st, 1927, to March 31st, 1928:—

Head and sinuses	19
Vertebræ	18
Teeth	30
Extremities	69
Chest	29
Gastro-intestinal	14
Pelvis	6
Total exposures	185

I have, etc.,
A. M. GEE,
Physician and Roentgenologist.

DENTAL REPORT.

PROVINCIAL MENTAL HOSPITAL,
ESSONDALE, B.C., June 20th, 1928.

A. L. Crease, Esq., M.D., C.M.,
Medical Superintendent, Mental Hospitals of B.C., Essondale, B.C.

SIR,—I beg to submit herewith report of dental work performed during the year ended March 31st, 1928:—

Abscesses treated	4
Bridges repaired	3
Bridges reset	5
Denture adjustments	15
Denture repairs	32
Dentures	27
Extractions	351
Fillings, amalgam	44
Fillings, synthetic porcelain	39
General anæsthetics	4
Mandibular injections	6
Other treatments	11
Pyorrhœa treatment	1
Scaling and cleaning	40

I have, etc.,

F. P. SMITH,
Dental Surgeon.

STATISTICAL TABLES.

TABLE NO. 1.—SHOWING THE OPERATIONS OF THE HOSPITALS, ESSONDALE, NEW WESTMINSTER, AND SAANICH, FROM APRIL 1ST, 1927, TO MARCH 31ST, 1928.

Movement of Population.	Male.	Female.	Total.	Total. Male.	Total. Female.	Total. Total.
In residence, Essondale, March 31st, 1927	1,222	61	1,283			
In residence, New Westminster, March 31st, 1927	101	566	667			
In residence, Saanich, March 31st, 1927	175	.....	175			
On probation, carried forward from 1926–27, Essondale	38	11	49			
On probation, carried forward from 1926–27, New Westminster	2	25	27			
On probation, carried forward from 1926–27, Saanich	.....	.....	.....			
Escaped, carried forward from 1926–27, Essondale	.....	.....	.....			
Escaped, carried forward from 1926–27, New Westminster	.....	.....	.....			
Escaped, carried forward from 1926–27, Saanich	.....	.....	.....	1,538	663	2,201
Admitted during the year 1927–28—						
By ordinary forms	328	194	522			
By urgency forms	9	3	12			
By voluntary forms	5	.....	5			
From the Yukon	1	.....	1			
Order in Council	1	1	2	344	198	542
Total under treatment, Essondale, New Westminster, and Saanich, April 1st, 1927, to March 31st, 1928	.....	.....	.....	1,882	861	2,743
Discharged during period April 1st, 1927, to March 31st, 1928—						
(*a.*) From Essondale—						
As recovered	37	11	48			
As improved	62	16	78			
As unimproved	33	3	36			
Not insane	3	.....	3			
On probation and still out	45	36	81			
Escaped, but not discharged	.....	.....	.....			
Died	105	16	121			
	285	82	367			
(*b.*) From New Westminster—						
As recovered	4	20	24			
As improved	2	23	25			
As unimproved	1	4	5			
Not insane	.....	.....	.....			
On probation and still out	1	19	20			
Escaped, but not discharged	.....	.....	.....			
Died	2	19	21			
	10	85	95			
(*c.*) From Saanich—						
As improved	2	.....	2			
As unimproved	4	.....	4			
Escaped, but not discharged	1	.....	1			
Died	5	.....	5			
	12	.....	12			
Total discharged from Essondale, New Westminster, and Saanich	.....	.....	.....	307	167	474
Total in residence, Essondale, New Westminster, and Saanich	.....	.....	.....	1,575	694	2,269

TABLE No. 1.—SHOWING THE OPERATIONS OF THE HOSPITALS, ESSONDALE, NEW WESTMINSTER, AND SAANICH, FROM APRIL 1ST, 1927, TO MARCH 31ST, 1928—*Continued.*

Movement of Population.	Male.	Female.	Total.	Total.		
				Male.	Female.	Total.
Essondale—						
Total on books, March 31st, 1927	1,260	72	1,332			
Admissions during 1927–28	344	198	542			
Received from New Westminster	12	.....	12			
Received from Saanich	1	.....	1			
				1,617	270	1,887
Discharged during 1927–28	285	82	367			
Transferred to New Westminster	23	74	97			
Transferred to Saanich	68	.....	68			
				376	156	532
Total in residence, Essondale, March 31st, 1928	.....	.....	.....	1,241	114	1,355
New Westminster—						
Total on books, March 31st, 1927	103	591	694			
Received from Essondale	23	74	97			
				126	665	791
Discharged during 1927–28	10	85	95			
Returned to Essondale	12	.....	12			
				22	85	107
Total in residence, New Westminster, March 31st, 1928	.....	.....	.....	104	580	684
Saanich—						
Total on books, March 31st, 1927	175	.....	175			
Received from Essondale	68	.....	68			
				243	.....	243
Discharged during the year 1927–28	12	.....	12			
Returned to Essondale	1	.....	1			
				13	.....	13
Total in residence, Saanich, March 31st, 1928	.....	.....	.....	230	.....	230
Total in residence, Essondale, March 31st, 1928	1,241	114	1,355			
Total in residence, New Westminster, March 31st, 1928	104	580	684			
Total in residence, Saanich, March 31st, 1928	230	.....	230			
Grand total in residence, Essondale, New Westminster, and Saanich, March 31st, 1928	.....	.....	.....	1,575	694	2,269

Daily average population	2,191.52
Percentage of discharges on admissions (not including deaths)	60.33
Percentage of recoveries on admissions	13.28
Percentage of deaths on whole number under treatment	5.367

TABLE No. 2.—SHOWING IN SUMMARY FORM THE OPERATIONS OF THE HOSPITAL SINCE ITS INCEPTION.

Year.	Admissions.	Discharges.		Deaths.	Number Resident at the Close of each Year.	Increase.	Decrease.	Whole Number treated.	Percentage of Recoveries to Admissions.	Percentage of Discharges to Admissions (Deaths excluded).	Percentage of Deaths to Whole Number under Treatment.
		Recovered.	Not recovered.								
1872	18	1	..	1	16	..	..	18	5.55	5.55	5.55
1873	15	10	2	5	14	..	2	31	66.66	80.00	16.12
1874	12	4	..	3	19	5	..	26	33.33	33.33	11.53
1875	29	3	3	10	32	13	..	48	10.34	26.89	20.83
1876	22	11	3	5	35	3	..	54	50.00	63.63	9.35
1877	14	4	4	3	38	3	..	49	28.57	78.57	6.12
1878	16	7	3	8	36	..	2	54	43.75	62.50	16.16
1879	18	4	1	8	41	5	..	54	22.22	27.77	14.81
1880	17	5	..	5	48	7	..	58	29.41	29.41	8.62
1881	13	5	3	5	48	..	..	61	38.46	61.54	8.19
1882	7	3	1	2	49	1	..	55	42.85	57.14	3.63
1883	8	4	1	3	49	..	..	57	50.00	62.50	5.26
1884	10	2	4	2	51	2	..	59	20.00	60.00	3.33
1885	20	5	..	5	61	10	..	71	25.00	25.00	6.94
1886	27	10	6	6	66	5	..	88	37.03	59.25	6.81
1887	36	15	5	5	77	11	..	102	41.66	55.55	4.80
1888	26	12	6	3	82	5	..	103	46.15	69.23	2.87
1889	41	14	5	4	100	18	..	123	34.15	46.34	3.25
1890	52	17	6	12	117	17	..	152	32.69	44.23	7.64
1891	49	19	4	20	123	6	..	166	38.77	46.94	11.69
1892	52	17	10	13	135	12	..	175	32.69	51.92	6.95
1893	44	14	18	14	133	..	2	179	31.81	72.72	7.60
1894	80	13	19	19	162	29	..	213	16.25	40.00	8.92
1895	62	29	11	20	164	2	..	224	46.77	64.51	8.92
1896	64	23	25	9	171	7	..	228	35.93	75.00	3.94
1897	74	20	8	14	203	32	..	246	27.03	37.83	5.69
1898	81	27	13	19	221	18	..	285	33.33	49.38	6.66
1899	101	31	32	21	234	13	..	327	30.69	62.37	6.42
1900	113	38	27	29	258	24	..	356	33.63	57.52	8.14
1901	115	40	20	25	284	26	..	377	34 78	52.17	6.63
1902	121	30	31	25	311	27	..	413	24.79	50.41	6.06
1903	139	38	37	26	349	38	..	466	27.34	53.96	5.57
1904	115	46	26	26	321	..	28	480	40 00	62.61	5.42
1905	123	43	33	27	348	27	..	505	33.33	61.78	5.34
1906	150	36*	43	28	388	43	..	552	23.03	52.06	5.04
1907	221	48	43	39	461	73	..	666	21.30	41.20	5.08
1908	230	68*	56	57	507	46	..	765	28.30	53.90	7.44
1909	232	73†	77	40	536	29	..	816	31.00	64.60	6.40
1910	280	84	82	41	595	48	..	896	30.00	59.28	4.57
1911	332	67‡	114	60	690	105	..	1,034	19.57	54.42	5.83
1912	375	74*	128	76	752	62	..	1,065	18.90	53.80	7.02
1913	380	90§	146	67	919	167	..	1.264	22 63	62.10	5.30
1914	402	58	126	74	1,027	108	..	1.364	14.43	45 77	5.43
1915	332	83	91	89	1,090	63	..	1,437	25.00	52.41	6.19
1916	353	73†	96	80	1,205	115	..	1,527	20.68	47.87	5 24
1917	371	88	78	106	1,301	96	..	1,650	23.72	44.74	6.42
1918	375	75	95	132	1,347	46	..	1,753	20.00	45.33	7.47
Jan. 1, 1919, to Mar. 31, 1920	574	116	221	132	1,458	111	..	2,025	20.20	58.71	6 51
1920-1921	489	88	173	122	1,566	108	..	2,043	14.17	72 60	5.97
1921-1922	478	96	178	114	1,649	83	..	2,137	20.08	57.32	5.33
1922-1923	438	91	167	133	1,697	48	..	2,180	20.77	59.3[illegible]	6.10
1923-1924	447	84†	121	163	1,784	87	..	2,234	18.56	64.20	7.25
1924-1925	461	63	242	138	1,884	100	..	2,327	13.66	66.16	5.93
1925-1926	475	57‖	240	142	1,995	111	..	2,434	12.00	62.53	5.83
1926-1927	494	76§	171	161	2,125	130	..	2,565	15.38	50.00	6.27
1927-1928	542	75*	252	147	2,269	144	..	2,743	13.28	60.33	5.36

* Three not insane. † One not insane. ‡ Two not insane. § Four not insane. ‖ Six not insane.

TABLE No. 3.—SHOWING THE TOTAL NUMBER OF ADMISSIONS, DISCHARGES, AND DEATHS FROM APRIL 1ST, 1927, TO MARCH 31ST, 1928.

Months.	Admissions.			Discharges.			Deaths.		
	Male.	Female.	Total.	Male.	Female.	Total.	Male.	Female.	Total.
1927.									
April	24	21	45	10	5	15	13	.....	13
May	37	20	57	13	8	21	11	4	15
June	24	13	37	5	4	9	6	1	7
July	32	19	51	6	6	12	11	4	15
August	28	21	49	10	1	11	10	2	12
September	20	15	35	16	12	28	7	5	12
October	19	15	35	15	11	26	8	3	11
November	25	11	36	15	8	23	13	4	17
December	29	13	42	9	1	10	6	6	12
1928.									
January	30	23	53	2	3	5	8	1	9
February	48	9	57	23	13	36	12	2	14
March	28	18	46	24	5	29	7	3	10
Totals	344	198	542	148	77	225	112	35	147

TABLE No. 4.—SHOWING CIVIL STATE OF PATIENTS ADMITTED FROM APRIL 1ST, 1927, TO MARCH 31ST, 1928.

Civil State.	Male.	Female.	Total.
Married	119	119	238
Single	198	48	246
Divorced	5	1	6
Widowed	21	30	51
Unknown	1	.....	1
Totals	344	198	542

TABLE No. 5.—SHOWING RELIGIOUS DENOMINATIONS OF PATIENTS ADMITTED FROM APRIL 1ST, 1927, TO MARCH 31ST, 1928.

Religious Denominations.	Male.	Female.	Total.
Agnostic	1	.....	1
Buddhist	5	1	6
Christian Science	2	3	5
Confucian	4	.....	4
Doukhobor	1	.....	1
Greek Catholic	5	1	6
Hebrew	2	2	4
Lutheran	20	8	28
Mohammedan	3	.....	3
Protestant	222	154	376
Roman Catholic	70	28	98
Seventh Day Adventists	1	.....	1
Unknown	8	1	9
Totals	344	198	542

TABLE No. 6.—SHOWING THE DEGREE OF EDUCATION OF THOSE ADMITTED FROM APRIL 1ST, 1927, TO MARCH 31ST, 1928.

Degree of Education.	Male.	Female.	Total.
Good	16	13	29
Common	258	162	420
Poor	51	11	62
None	19	12	31
Totals	344	198	542

TABLE No. 7.—SHOWING THE NATIONALITY OF THOSE ADMITTED FROM APRIL 1ST, 1927, TO MARCH 31ST, 1928.

Nationality.	Male.	Female.	Total.
Australia	4	2	6
Austria	4	.....	4
Belgium	1	.....	1
Channel Islands	2	.....	2
China	4	.....	4
Denmark	2	1	3
England	80	37	117
Finland	5	1	6
France	1	4	5
Galicia	4	.....	4
Germany	3	4	7
Gibraltar	1	.....	1
Holland	1	1	2
Hungary	1	.....	1
Iceland	.....	2	2
India	4	2	6
Ireland	11	6	17
Italy	8	3	11
Japan	5	1	6
Jugo-Slavia	2	1	3
Latvia	1	.....	1
Newfoundland	1	2	3
Norway	6	2	8
Poland	3	2	5
Russia	4	1	5
Scotland	17	18	35
Serbia	1	1	2
Straits Settlements	1	.....	1
Sweden	9	.....	9
Switzerland	.....	1	1
Syria	.....	1	1
United States	20	19	39
Unknown	5	.....	5
Wales	3	3	6
Canada—			
Alberta	5	2	7
British Columbia	36	30	66
Manitoba	8	1	9
New Brunswick	9	5	14
Nova Scotia	11	2	13
Ontario	41	34	75
Prince Edward Island	1	1	2
Quebec	13	4	17
Saskatchewan	5	3	8
Canada (general)	1	1	2
Totals	344	198	542

TABLE No. 8.—SHOWING WHAT DISTRICTS CONTRIBUTED PATIENTS FROM APRIL 1ST, 1927, TO MARCH 31ST, 1928.

Place of Residence.	Male.	Female.	Total.
Abbotsford	1	.....	1
Agassiz	1	1	2
Alberni	1	1	2
Alert Bay	.....	1	1
Armstrong	1	.....	1
Arrow Park	1	.....	1
Ashcroft	.....	1	1
Barnet	1	.....	1
Barnston Island	1	.....	1
B.C. Penitentiary	3	.....	3
Bella Coola	1	.....	1
Bevan	1	.....	1
Bradner	1	.....	1
Bridesville	1	.....	1
Brisco	1	.....	1
Britannia Beach	1	.....	1
Burnaby	5	7	12
Campbell River	2	.....	2
Canoe	1	.....	1
Chilliwack	6	.....	6
Cloverdale	2	.....	2
Coal Creek	1	.....	1
Copper City	1	.....	1
Cordova Bay	1	.....	1
Cortes Island	1	.....	1
Courtenay	1	.....	1
Cranbrook	1	1	2
Crescent	1	1	2
Creston	1	.....	1
Dawson Creek	1	.....	1
Dennison	1	.....	1
Dent Island	1	.....	1
Deroche	.....	1	1
Dewdney	1	.....	1
Duncan	4	2	6
Elko	1	1	2
Esquimalt	.....	1	1
Extension	2	.....	2
Fernie	.....	2	2
Field	.....	1	1
Fife	1	.....	1
Fort Liard	1	.....	1
Grand Forks	2	.....	2
Grantham's Landing	.....	2	2
Hammond	.....	1	1
Hat Creek	.....	1	1
Healey	1	.....	1
Hope	1	1	2
Hopkins Landing	.....	1	1
Hudson Hope	.....	1	1
Huntingdon	.....	1	1
Kamloops	7	4	11
Kelowna	3	.....	3
Kimberley	.....	1	1
Kitchener	.....	1	1
Ladner	.....	1	1
Ladysmith	3	.....	3
Langley Prairie	1	.....	1
Lantzville	1	.....	1
Lulu Island	1	2	3
Lumberton	1	.....	1
Lumby	1	.....	1
Lytton	1	.....	1
Carried forward	76	38	114

Place of Residence.	Male.	Female.	Total.
Brought forward	76	38	114
Mamette Lake	1	.....	1
Mile 77	1	.....	1
Mission	.....	2	2
Nanaimo	4	2	6
Nelson	3	1	4
New Westminster	8	8	16
North Bend	1	.....	1
Northfield	1	.....	1
Oakalla Prison Farm	3	1	4
Palling	1	.....	1
Pender Harbour	1	.....	1
Penticton	2	.....	2
Pitt Meadows	.....	1	1
Port Coquitlam	2	1	3
Port Hammond	2	1	3
Port Haney	4	1	5
Powell River	1	.....	1
Prince George	4	.....	4
Prince Rupert	4	4	8
Princeton	2	1	3
Pritchard	1	.....	1
Quamichan	.....	1	1
Quatsino	1	.....	1
Revelstoke	5	.....	5
Rocky Point	.....	1	1
Rossland	.....	2	2
Saanich	2	.....	2
Saanichton	.....	1	1
Salmon Arm	.....	1	1
Sardis	1	.....	1
Shawnigan Lake	.....	1	1
Sidney	1	1	2
Smithers	.....	1	1
Sperling	.....	1	1
Squamish	1	.....	1
Steveston	2	.....	2
Stewart	2	1	3
Sumas	1	1	2
Summerland	.....	1	1
Surge Narrows	1	.....	1
Surrey Centre	1	.....	1
Telkwa	1	.....	1
Terrace	1	.....	1
Theodosia Arm	1	.....	1
Trail	4	.....	4
Tranquille	1	.....	1
Vananda	.....	1	1
Vancouver	157	91	248
Vancouver, North	6	5	11
Vancouver, South	1	1	2
Vancouver, West	4	2	6
Vanderhoof	2	.....	2
Vernon	2	.....	2
Victoria	19	21	40
Wasa	1	.....	1
Westbridge	.....	1	1
White Rock	.....	1	1
Williams Lake	2	.....	2
Willoughby	1	.....	1
Winlaw	.....	1	1
Yukon Territory	1	.....	1
Totals	344	198	542

TABLE No. 9.—SHOWING THE OCCUPATIONS OF THOSE ADMITTED FROM APRIL 1ST, 1927, TO MARCH 31ST, 1928.

Occupation.	Male.	Female.	Total.	Occupation.	Male.	Female.	Total.
Accountant	5	.....	5	*Brought forward*	231	136	367
Baker	1	.....	1	Mill-worker	8	.....	8
Barber	2	.....	2	Millwright	2	.....	2
Bar-tender	1	.....	1	Miner	9	.....	9
Blacksmith	4	.....	4	Missionary	.....	1	1
Bricklayer	1	.....	1	Motorman	1	.....	1
Bridgeman	2	.....	2	Moulder	1	.....	1
Butcher	1	.....	1	Musician	1	.....	1
Carpenter	11	.....	11	None	29	36	65
Car-repairer	1	.....	1	Nurse	.....	5	5
Chiropractor	1	.....	1	Nurseryman	1	.....	1
Clerk	13	.....	13	Painter	7	.....	7
Collector	1	.....	1	Paper-maker	1	.....	1
Commercial traveller	1	.....	1	Pensioner	1	.....	1
Constable	1	.....	1	Photographer	1	.....	1
Contractor	1	.....	1	Physician	1	.....	1
Cook	4	.....	4	Piano-tuner	1	.....	1
Dairyman	1	.....	1	Prospector	3	.....	3
Druggist	1	.....	1	Railway agent	1	.....	1
Electrician	1	.....	1	Rancher	1	.....	1
Engineer	4	.....	4	Retired	3	6	9
Engraver	1	.....	1	Rooming-house proprietor	1	.....	1
Farmer	26	.....	26	Sailor	6	.....	6
Fireman	2	.....	2	Salesman	7	.....	7
Fisherman	4	.....	4	Sawyer	2	.....	2
Fish-packer	1	.....	1	Servant	.....	9	9
Gardener	2	.....	2	Sheet-metal worker	1	.....	1
Groom	1	.....	1	Showman	1	.....	1
Hospital orderly	2	.....	2	Soldier	1	.....	1
Hotel manageress	.....	1	1	Steel-worker	1	.....	1
Housekeeper	.....	15	15	Stenographer	.....	1	1
Housewife	.....	119	119	Student	2	2	4
Janitor	4	.....	4	Tea-blender	1	.....	1
Journalist	1	.....	1	Teacher	1	1	2
Kitchen-helper	1	.....	1	Teamster	4	.....	4
Labourer	98	.....	98	Telegrapher	3	.....	3
Lace-maker	.....	1	1	Tie-maker	1	.....	1
Logger	18	.....	18	Timber-cruiser	1	.....	1
Log-scaler	1	.....	1	Tobacconist	1	.....	1
Longshoreman	3	.....	3	Trapper	3	.....	3
Lumber inspector	1	.....	1	Unknown	.....	1	1
Lumberman	2	.....	2	Upholsterer	1	.....	1
Machinist	1	.....	1	Waiter	2	.....	2
Mail-carrier	2	.....	2	Warehouseman	1	.....	1
Messenger	2	.....	2	Totals	344	198	542
Carried forward	231	136	367				

TABLE No. 10.—SHOWING THE AGES OF THOSE ADMITTED FROM APRIL 1ST, 1927, TO MARCH 31ST, 1928.

Age.	Male.	Female.	Total.
Under 15 years	14	6	20
„ 20 „	20	9	29
„ 25 „	32	14	46
„ 30 „	29	11	40
„ 35 „	28	18	46
„ 40 „	40	24	64
„ 45 „	33	33	66
„ 50 „	41	29	70
„ 55 „	23	21	44
„ 60 „	17	7	24
„ 65 „	19	9	28
„ 70 „	24	5	29
„ 75 „	14	3	17
„ 80 „	6	4	10
Over 80 „	4	5	9
Totals	344	198	542

TABLE No. 11.—SHOWING THE NUMBER OF ATTACKS IN THOSE ADMITTED FROM APRIL 1ST, 1927, TO MARCH 31ST, 1928.

Number of Attacks.	Male.	Female.	Total.
First	169	116	285
Second	41	37	78
Third	14	10	24
Fourth	2	3	5
Several	5	3	8
Not insane	3	.....	3
Unknown	110	29	139
Totals	344	198	542

TABLE No. 12.—SHOWING THE ALLEGED DURATION OF ATTACK PRIOR TO ADMISSION FROM APRIL 1ST, 1927, TO MARCH 31ST, 1928.

Duration of Attack.	Male.	Female.	Total.
Under 1 week	56	25	81
„ 1 month	55	41	96
„ 3 months	37	26	63
„ 6 „	15	12	27
„ 12 „	21	4	25
„ 2 years	11	7	18
„ 5 „	12	20	32
„ 10 „	4	4	8
„ 15 „	2	2	4
Over 15 „	12	8	20
Not insane	3	.....	3
Unknown	116	49	165
Totals	344	198	542

TABLE No. 13.—SHOWING STATISTICS OF HEREDITY IN THOSE ADMITTED FROM APRIL 1ST, 1927, TO MARCH 31ST, 1928.

Heredity.	Male.	Female.	Total.
Paternal branch	.....	4	4
Maternal branch	2	5	7
Heredity	46	33	79
Heredity inferred	34	13	47
Heredity unknown	259	143	402
Not insane	3	.....	3
Totals	344	198	542

TABLE No. 14.—SHOWING THE ALLEGED CAUSE OF ATTACK IN THOSE ADMITTED FROM APRIL 1ST, 1927, TO MARCH 31ST, 1928.

Alleged Cause.	Male.	Female.	Total.
Alcohol	20	2	22
Arteriosclerosis	17	6	23
Cardiac	2	2	4
Cardiorenal	.....	2	2
Climateric	.....	1	1
Constitutional	119	78	197
Epilepsy	24	2	26
Exhaustion	.....	1	1
Heredity	46	33	79
Heredity, inferred	34	13	47
Heredity, maternal	2	5	7
Heredity, paternal	.....	4	4
Hypernephroma	.....	1	1
Lues	27	5	32
Morphine	.....	2	2
Multiple sclerosis	.....	2	2
Not insane	3	.....	3
Puerperal	.....	2	2
Polyglandular	.....	1	1
Senility	39	18	57
Somatic disease	2	4	6
Thyroid adenoma	.....	2	2
Trauma	3	.....	3
Unknown	1	1	2
War-strain	2	.....	2
Worry	3	11	14
Totals	344	198	542

TABLE No. 15.—SHOWING THE STATE OF BODILY HEALTH IN THOSE ADMITTED FROM APRIL 1ST, 1927, TO MARCH 31ST, 1928.

Bodily Condition.	Male.	Female.	Total.
In good health	153	77	230
In average health	133	87	220
In reduced health	58	34	92
Totals	344	198	542

TABLE No. 16.—SHOWING THE FORM OF MENTAL DISORDER IN THOSE ADMITTED FROM APRIL 1ST, 1927, TO MARCH 31ST, 1928.

Form of Disorder.	Male.	Female.	Total.
Acute agitated depression	1	.....	1
Acute mania	4	5	9
Alcoholic psychosis	1	.....	1
Alcoholic pseudo-paresis	1	.....	1
Arteriosclerotic dementia	18	5	23
Cerebrospinal lues	3	2	5
Chronic mania	1	.....	1
Dementia præcox	74	39	113
Epileptic	24	3	27
General paresis	22	3	25
Hypomania	.....	1	1
Imbecility and idiocy	24	16	40
Involutional melancholia	3	5	8
Manic depressive	74	69	143
Moron	4	3	7
Not insane	3	.....	3
Not yet diagnosed	1	1	2
Paranoia	12	14	26
Psychasthenia	1	.....	1
Psychoneurosis	3	.....	3
Psychopathic inferiority	5	1	6
Psychosis and paralysis agitans	.....	1	1
Senile dementia	37	17	54
Somatic disease and psychosis	2	5	7
Tabo paresis	3	.....	3
Toxic psychosis	20	8	28
Traumatic psychosis	3	.....	3
Totals	344	198	542

TABLE No. 17A.—SHOWING THE NUMBER ALLOWED OUT ON PROBATION AND RESULTS FROM APRIL 1ST, 1927, TO MARCH 31ST, 1928, ESSONDALE.

Results.	Male.	Female.	Total.
Discharged recovered	37	11	48
Discharged improved	62	16	78
Discharged unimproved	33	3	36
Not insane	3	.....	3
Returned to Hospital	19	7	26
Still out at the close of the year	45	36	81
Totals	199	73	272

TABLE No. 17B.—SHOWING THE NUMBER ALLOWED OUT ON PROBATION AND RESULTS FROM APRIL 1ST, 1927, TO MARCH 31ST, 1928, NEW WESTMINSTER.

Results.	Male.	Female.	Total.
Discharged recovered	4	20	24
Discharged improved	2	23	25
Discharged unimproved	1	4	5
Returned to Hospital	.....	11	11
Still out at the close of the year	1	19	20
Totals	8	77	85

TABLE No. 17c.—SHOWING THE NUMBER ALLOWED OUT ON PROBATION AND RESULTS FROM APRIL 1ST, 1927, TO MARCH 31ST, 1928, SAANICH.

Results.	Male.	Female.	Total.
Discharged improved	2	.....	2
Discharged unimproved	4	.....	4
Totals	6	.....	6

TABLE No. 18a.—SHOWING THE ALLEGED DURATION OF INSANITY PRIOR TO ADMISSION IN THOSE DISCHARGED FROM ESSONDALE FROM APRIL 1ST, 1927, TO MARCH 31ST, 1928.

Duration of Insanity.	Male.	Female.	Total.
Less than 1 week	14	4	18
,, 1 month	25	7	32
,, 2 months	12	3	15
,, 3 ,,	2	5	7
,, 6 ,,	9	1	10
,, 12 ,,	6	2	8
,, 2 years	1	.....	1
,, 3 ,,	1	.....	1
3 years and over	15	3	18
Not insane	3	.....	3
Unknown	47	5	52
Totals	135	30	165

TABLE No. 18b.—SHOWING THE ALLEGED DURATION OF INSANITY PRIOR TO ADMISSION IN THOSE DISCHARGED FROM NEW WESTMINSTER FROM APRIL 1ST, 1927, TO MARCH 31ST, 1928.

Duration of Insanity.	Male.	Female.	Total.
Less than 1 week	2	9	11
,, 1 month	1	7	8
,, 2 months	1	6	7
,, 3 ,,	.....	6	6
,, 6 ,,	.....	6	6
,, 12 ,,	1	3	4
,, 2 years	.....	4	4
3 years and over	1	4	5
Unknown	1	2	3
Totals	7	47	54

TABLE No. 18c.—SHOWING THE ALLEGED DURATION OF INSANITY PRIOR TO ADMISSION IN THOSE DISCHARGED FROM SAANICH FROM APRIL 1ST, 1927, TO MARCH 31ST, 1928.

Duration of Insanity.	Male.	Female.	Total.
Less than 1 week	1	.....	1
,, 1 month	2	.....	2
,, 2 years	1	.....	1
,, 3 ,,	1	.....	1
Unknown	1	.....	1
Totals	6	.....	6



PUBLIC HOSPITAL FOR THE INSANE, NEW WESTMINSTER, FROM THE AIR, LOOKING NORTH.

TABLE No. 19A.—SHOWING THE LENGTH OF RESIDENCE OF THOSE DISCHARGED FROM ESSONDALE FROM APRIL 1ST, 1927, TO MARCH 31ST, 1928.

Length of Residence.	Discharged Recovered.		Discharged Improved.		Discharged Unimproved.		Not Insane.	
	Male.	Female.	Male.	Female.	Male.	Female.	Male.	Female.
Under 1 month	1	....	5	1	4	1	1	....
„ 2 months	2	4	4	3	4	2	1	....
„ 3 „	5	3	10	5	4	....	1	....
„ 6 „	13	4	20	6	11	....	....	....
„ 9 „	6	....	11	....	1	....	....	....
„ 12 „	2	....	3	....	1	....	....	....
„ 2 years	6	....	6	1	5	....	....	....
„ 3 „	....	....	2	....	1	....	....	....
„ 4 „	1	....	....	....	....	....	....	....
„ 5 „	1	....	1	....	....	....	....	....
5 years and over	....	....	....	....	2	....	....	....
Totals	37	11	62	16	33	3	3	....

TABLE No. 19B.—SHOWING THE LENGTH OF RESIDENCE OF THOSE DISCHARGED FROM NEW WESTMINSTER FROM APRIL 1ST, 1927, TO MARCH 31ST, 1928.

Length of Residence.	Discharged Recovered.		Discharged Improved.		Discharged Unimproved.		Not Insane.	
	Male.	Female.	Male.	Female.	Male.	Female.	Male.	Female.
Under 1 month	....	....	....	1	....	....	....	....
„ 2 months	....	....	....	....	....	....	....	....
„ 3 „	....	3	....	1	....	1	....	....
„ 6 „	....	5	1	2	....	....	....	....
„ 9 „	....	2	....	4	....	1	....	....
„ 12 „	....	3	....	3	....	1	....	....
„ 2 years	1	3	1	1	....	....	....	....
„ 3 „	1	3	....	5	....	....	....	....
„ 4 „	2	1	....	3	1	....	....	....
„ 5 „	....	....	....	1	....	....	....	....
5 years and over	....	....	....	2	....	1	....	....
Totals	4	20	2	23	1	4	....	....

TABLE No. 19C.—SHOWING THE LENGTH OF RESIDENCE OF THOSE DISCHARGED FROM SAANICH FROM APRIL 1ST, 1927, TO MARCH 31ST, 1928.

Length of Residence.	Discharged Recovered.		Discharged Improved.		Discharged Unimproved.		Not Insane.	
	Male.	Female.	Male.	Female.	Male.	Female.	Male.	Female.
Under 9 months	....	....	....	....	1	....	....	....
„ 2 years	....	....	1	....	....	....	....	....
„ 3 „	....	....	....	....	2	....	....	....
„ 5 „	....	....	....	....	1	....	....	....
5 years and over	....	....	1	....	....	....	....	....
Totals	....	....	2	....	4	....	....	....

TABLE No. 20.—RECORD OF DEATHS FROM APRIL 1ST, 1927, TO MARCH 31ST, 1928, ESSONDALE, NEW WESTMINSTER, AND SAANICH.

(*a.*) *Essondale.*

Register No.	Initials.	Sex.	Age.	Time in Hospital.			Certified Cause.
				Years.	Months.	Days.	
9163	J. S.	M.	84	....	10	16	Bronchopneumonia.
9583	R. S. S.	M.	82	....	....	11	Exhaustion of arteriosclerotic dementia.
9595	F. B. G. St.	M.	46	....	....	4	Toxic adenoma of thyroid.
9588	S. S.	M.	67	....	....	9	Exhaustion of arteriosclerotic dementia.
7954	W. D.	M.	78	3	6	....	Hypostatic pneumonia.
9596	J. V.	M.	65	....	....	10	Chronic myocarditis; arteriosclerosis.
9218	F. E.	M.	48	....	9	18	Exhaustion of general paresis.
9580	W. J. A.	M.	45	....	....	24	Exhaustion of involutional melancholia.
1075	W. C.	M.	70	26	6	15	Coronary thrombosis.
9012	M. P.	M.	28	1	2	25	Exhaustion of dementia præcox.
9509	E. K.	M.	83	....	2	28	Ruptured innominate aneurism.
8140	R. A.	M.	36	3	1	19	Exhaustion of dementia præcox.
1969	H. E.	M.	60	19	9	16	Pulmonary tuberculosis.
9373	C. E.	M.	42	....	7	2	Bronchopneumonia.
8885	P. Q.	M.	22	1	6	10	Exhaustion of epilepsy.
9656	J. W. L.	M.	69	....	....	4	Exhaustion of acute mania.
9508	W. L. H.	M.	33	....	3	16	Exhaustion of dementia præcox.
9622	L. A. F.	F.	42	....	....	26	Exhaustion of acute mania.
9449	W. J. L.	M.	....	....	5	8	Exhaustion of senile dementia.
7919	J. C.	M.	73	3	8	10	Cerebral hæmorrhage.
2965	R. J. M.	M.	76	15	10	26	Arteriosclerosis; chronic myocarditis.
9478	A. B.	M.	44	....	4	24	Struck by railway train (suicide). (Fractured skull.)
8948	P. B.	M.	69	1	5	10	Arteriosclerosis; chronic myocarditis.
9683	E. R.	F.	45	....	....	5	Exhaustion of acute mania.
1550	J. W. I.	M.	48	22	9	14	Pulmonary tuberculosis.
6953	A. E. C.	M.	40	5	10	14	Acute phthisis.
9691	F. I. W.	F.	51	....	....	9	Exhaustion of acute mania.
9390	J. L. R. C.	M.	27	....	7	23	Exhaustion of manic depressive.
8291	H. G. B.	M.	46	2	11	....	Exhaustion of general paresis.
3746	J. M.	M.	59	14	3	17	Acute pneumonia phthisis.
9646	M. W.	M.	73	....	1	26	Chronic myocarditis; arteriosclerosis.
9587	W. R. G.	M.	46	....	3	10	Exhaustion of general paresis.
9040	J. H.	M.	39	1	4	27	Exhaustion of general paresis.
1401	R. M. T.	M.	58	24	....	13	Carcinoma of pancreas.
9739	J. Y.	M.	74	....	....	6	Exhaustion of acute mania.
9742	L. H.	F.	79	....	....	11	Exhaustion of senile dementia.
9734	H. W.	M.	45	....	....	14	Exhaustion of general paresis.
4090	E. M.	M.	20	13	1	9	Pulmonary tuberculosis.
9484	E. S.	M.	53	....	6	20	Arteriosclerosis; chronic myocarditis.
9305	T. R. T.	M.	39	....	11	....	Exhaustion of general paresis.
9776	C. W.	M.	64	....	....	7	Malignant endocarditis.
532	R. H.	M.	71	33	11	8	Pulmonary hæmorrhage.
9730	P. L.	M.	77	....	1	6	Chronic myocarditis; arteriosclerosis.
7743	E. S.	F.	7	4	3	22	Bronchopneumonia.
7685	H. P.	M.	68	4	4	68	Exhaustion of traumatic psychosis.
9650	A. T. W.	M.	52	....	3	18	Exhaustion of epilepsy.
9098	J. C. P.	M.	60	1	4	27	Arteriosclerosis; chronic interstitial nephritis.
8896	W. B.	M.	71	1	9	19	Arteriosclerosis; cerebral hæmorrhage.
8613	J. A.	M.	65	2	5	5	Cerebral hæmorrhage.
7758	J. M.	M.	67	4	3	23	Chronic myocarditis; exhaustion of arteriosclerotic dementia.
6965	T. L. G.	M.	58	6	1	2	Pulmonary tuberculosis.
9806	E. J. M.	M.	36	....	....	22	Status epilepticus.
9542	F. O. J.	M.	46	....	6	22	Exhaustion of general paresis.
9165	N. T.	M.	54	1	4	2	Exhaustion of general paresis.
9178	W. H. B.	M.	82	1	3	28	Acute gastroenteritis.
9720	M. C.	F.	63	....	3	3	Exhaustion of senile dementia.
5832	N. M.	M.	36	8	6	1	Pulmonary tuberculosis.

TABLE NO. 20.—RECORD OF DEATHS FROM APRIL 1ST, 1927, TO MARCH 31ST, 1928, ESSONDALE, NEW WESTMINSTER, AND SAANICH—*Continued.*

(*a.*) *Essondale*—Continued.

Register No.	Initials.	Sex.	Age.	Time in Hospital.			Certified Cause.
				Years.	Months.	Days.	
1690	F. B.	M.	87	21	10	23	Chronic myocarditis; senile gangrene of feet.
9848	M. E. F.	F.	63	....	....	12	Bronchopneumonia.
9726	F. D.	M.	77	....	3	6	Exhaustion of senile dementia.
9839	L. O.	F.	83	....	....	6	Lobar pneumonia.
2823	E. D.	M.	52	16	8	27	Gangrene scrotum; carcinoma sigmoid.
9869	J. A. F.	M.	53	....	....	4	Bronchopneumonia; exhaustion of acute mania.
9630	A. G.	M.	79	....	5	12	Exhaustion of senile dementia.
9876	M. S.	F.	33	....	....	6	Exhaustion of acute mania.
9315	A. W. I.	M.	41	1	1	21	Exhaustion of general paresis.
8077	J. R.	M.	47	3	9	4	Exhaustion of general paresis.
805	O. B.	M.	60	29	9	3	Chronic myocarditis; arteriosclerosis.
9743	O. O.	M.	58	....	3	23	Exhaustion of involutional melancholia.
4266	N. C.	M.	53	12	11	23	Osteosarcoma with multiple metastases.
9215	J. T. D.	M.	62	1	4	17	Chronic myocarditis; arteriosclerosis.
9639	W. R.	M.	59	....	6	17	Exhaustion of acute agitated depression.
6233	J. D.	M.	82	7	9	17	Senile gangrene of foot, arteriosclerosis.
9664	C. F. A.	M.	41	....	6	9	Exhaustion of general paresis.
9830	O. T.	F.	....	....	2	21	Exhaustion of epilepsy.
9245	J. G. W.	M.	50	1	4	3	Exhaustion of general paresis.
9649	H. H.	M.	46	....	6	19	Exhaustion of general paresis.
7441	W. B.	M.	61	5	3	12	Chronic myocarditis; arteriosclerosis.
1586	H.	M.	87	22	10	15	Chronic myocarditis; arteriosclerosis.
9760	C. A. W.	M.	66	....	4	10	Exhaustion of manic depressive.
9306	J. M.	M.	58	1	3	....	Exhaustion of arteriosclerotic dementia.
6394	J. A. M.	M.	45	7	6	1	Pulmonary tuberculosis.
9925	A. O.	M.	45	....	....	13	Exhaustion of epilepsy.
9926	W. B. P.	M.	65	....	....	14	Exhaustion of arteriosclerotic dementia.
9915	A. M.	F.	53	....	....	26	Exhaustion of general paresis.
9936	H. W.	M.	48	....	....	9	Exhaustion of toxic psychosis (alcohol).
9892	J. H.	M.	69	....	1	24	Exhaustion of arteriosclerotic dementia.
9625	E. D.	F.	49	....	7	25	Fractured skull.
9891	E. O.	F.	50	....	2	6	Bacillary dysentery.
9960	I. B. P.	F.	31	....	....	8	Bronchopneumonia.
9961	A. H. B.	M.	19	....	....	10	Exhaustion of epileptic psychosis.
9841	A. E. H.	M.	58	....	3	21	Exhaustion of general paresis.
9952	H. D.	F.	54	....	....	22	Bronchopneumonia.
1369	F. R.	M.	59	24	9	....	Exhaustion of terminal dementia.
9981	J. A. D.	M.	52	....	....	14	Exhaustion of general paresis.
9253	D. M.	M.	60	1	5	22	Exhaustion of arteriosclerotic dementia.
9821	T. J.	M.	35	....	4	25	Pulmonary tuberculosis.
9953	R. G. A. H.	M.	63	....	1	8	Exhaustion of arteriosclerotic dementia.
9970	T. R.	M.	49	....	6	....	Exhaustion of general paresis.
5180	H. C.	M.	23	10	7	11	Exhaustion of idiocy and pulmonary tuberculosis.
5905	W. H. A. T.	M.	20	8	8	10	Pulmonary tuberculosis.
4264	E. M.	M.	70	13	2	23	Cerebral hæmorrhage.
8563	A. M.	M.	18	2	11	16	Pulmonary tuberculosis.
407	Y. S.	M.	60	36	11	27	Pulmonary tuberculosis.
5525	G. S.	M.	47	9	7	26	Cerebral hæmorrhage.
10037	H. P. D.	M.	69	....	....	5	Chronic myocarditis.
9772	B. B. B.	M.	70	....	6	23	Exhaustion of arteriosclerotic dementia.
9655	O. R. C.	F.	27	....	9	11	Pulmonary tuberculosis.
9918	W. S.	M.	34	....	3	5	Exhaustion of cerebrospinal lues.
9740	H. O.	M.	48	....	7	14	Exhaustion of manic depressive; psychosis.

TABLE No. 20.—RECORD OF DEATHS FROM APRIL 1ST, 1927, TO MARCH 31ST, 1928, ESSONDALE, NEW WESTMINSTER, AND SAANICH—*Continued.*

(*a.*) *Essondale*—Continued.

Register No.	Initials.	Sex.	Age.	Time in Hospital.			Certified Cause.
				Years.	Months.	Days.	
10047	J. M.	M.	44	....	....	15	Bronchopneumonia and exhaustion of acute mania.
9984	J. R.	M.	75	....	1	21	Exhaustion of senile dementia.
9826	R. B.	M.	52	....	6	2	Exhaustion of general paresis.
9375	J. R.	M.	49	1	4	25	Pulmonary tuberculosis.
9619	J. E.	M.	71	....	10	23	Exhaustion of senile dementia.
7596	J. G.	M.	58	5	2	27	Exhaustion of cerebrospinal lues.
10098	E. A.	M.	32	....	....	11	Status epilepticus.
1444	H. B.	M.	72	24	5	3	Chronic myocarditis; arteriosclerosis.
10022	W. H.	M.	68	....	2	2	Exhaustion of epilepsy.
9873	R. T. H.	M.	63	....	5	27	Exhaustion of chronic mania.
9893	W. E. B.	M.	60	....	5	12	Exhaustion of senile dementia.

(*b.*) *New Westminster.*

2705	M. L.	M.	75	16	8	4	Chronic myocarditis.
8582	F. A.	F.	71	2	2	11	Myocarditis.
4066	B. M.	F.	52	13	....	5	General tuberculosis.
8849	A. L.	F.	45	1	9	8	Chronic nephritis.
9368	A. M.	F.	28	....	10	5	Pulmonary tuberculosis.
5122	J. McE.	M.	60	10	2	4	Exhaustion of mania.
9020	A. C.	F.	79	1	5	29	Bronchial pneumonia.
9239	E. S.	F.	78	1	1	15	Myocarditis.
9108	E. E.	F.	45	1	5	10	Gastric hæmorrhage; chronic nephritis.
9024	M. W.	F.	47	1	7	18	Carcinoma of breast.
4370	E. S.	F.	43	12	7	....	Pulmonary tuberculosis.
8947	M. P.	F.	80	1	9	22	Cerebral hæmorrhage.
6998	M. E.	F.	78	6	2	9	Endocarditis.
9210	K. McC.	F.	29	1	5	4	Acute enteritis.
8414	F. T.	F.	35	3	....	30	Acute enteritis.
5483	A. R.	F.	60	9	8	17	Carcinoma of stomach.
2446	J. V.	F.	68	18	4	14	Hyperstatic pneumonia.
9006	M. D.	F.	67	2	1	3	Pulmonary tuberculosis.
6765	C. S.	F.	58	7	....	16	Chronic nephritis.
9802	M. McC.	F.	74	....	6	26	Cerebral hæmorrhage.
9674	M. McG.	F.	54	....	9	30	Cerebral hæmorrhage.

(*c.*) *Saanich.*

5094	J. O. B.	M.	55	10	2	1	Pulmonary tuberculosis.
7992	J. A.	M.	49	3	7	25	Strangulation (suicide).
2043	R. G.	M.	59	19	8	29	Myocarditis.
5754	M. B.	M.	70	8	8	17	Pyelitis.
8328	T. R.	M.	59	3	6	2	Cerebral hæmorrhage.

TABLE NO. 21.—SHOWING THE NUMBER OF DEPORTATIONS EFFECTED FROM APRIL 1ST, 1927, TO MARCH 31ST, 1928, ESSONDALE, NEW WESTMINSTER, AND SAANICH.

Register No.	Initials.	Sex.	Country of Origin.	Period in Canada prior to Admission to Hospital.			Period in Hospital.		
				Years.	Months.	Days.	Years.	Months.	Days.
8466	R. S.	M.	Poland	1	8	....	3	1	13
9207	A. D.	M.	Newfoundland	....	....	3	1	3	23
9426	S. W.	M.	Wales	3	3	....	....	4	22
9434	S. F.	M.	Japan	4	....	....	....	7	19
9489	J. G.	M.	Finland	....	3	....	....	4	22
9524	G. W.	M.	Ireland	2	6	23	....	1	29
9528	E. Z.	M.	Serbia	2	10	23	....	2	14
9553	S. D.	M.	Czechoslovakia	....	10	21	....	2	22
9554	J. J.	M.	Switzerland	3	10	23	....	2	9
9602	R. R.	F.	England	3	6	22	....	2	5
9624	J. McG.	M.	Ireland	....	2	....	....	5	5
9647	C. W. G.	M.	England	....	8	....	....	4	27
9700	A. D.	M.	Austria	....	10	....	....	8	....
9737	N. McL.	M.	Scotland	3	3	....	....	3	18
9738	M. L.	M.	Norway	4	3	2	....	5	26
9752	E. H.	M.	Finland	3	7	23	....	3	24
9792	H. E.	F.	England	....	6	....	....	5	11
9761	J. Y. F.	M.	China	*	*	*	....	....	26
9819	H. D.	M.	England	....	3	7	....	3	4
9832	V. S.	M.	Finland	1	....	22	....	2	19
9376	S. K.	M.	Hungary	....	7	....	1	5	11
9850	W. I. E.	M.	U.S.A.	....	1	5	....	....	26
9969	H. R.	M.	England	....	7	24	....	3	....
10006	K. G. N.	M.	Sweden	2	....	20	....	2	12
7476	A. L. K.	M.	Finland	1	3	16	....	3	9
8883	J. O. B.	M.	Czechoslovakia	1	2	....	2	3	6
8820	M. B.	M.	China	*	*	*	2	3	7
9579	H. M.	F.	U.S.A.	....	....	....	....	1	....

* Unknown.

PART II.—FINANCIAL.

BURSAR'S REPORT.

ESSONDALE, B.C., October 9th, 1928.

A. L. Crease, Esq., M.D., C.M.,
General Medical Superintendent of Mental Hospitals,
Essondale, B.C.

SIR,—I have the honour to submit herewith balance-sheets, profit and loss sheets, and various other statements which cover the financial operations of the Mental Hospitals of British Columbia for the fiscal year ended March 31st, 1928.

Revenue.—Revenue received from the general public and certain departments of the Dominion Government for maintenance of patients for the year under view totalled $122,554.16, an increase over the former year of $23,880.26, or about 20 per cent. This increase is very gratifying and was the reward of special effort made in this direction.

Expenditures.—If you refer to Table D of our financial report you will see that the total gross operating expenditures for our three institutions for the year amounted to $783,185.80, an increase of some $59,000 over that of the year ended March 31st, 1927.

The total net expenditure of the three institutions for the year was $660,631.64, with a total daily average population for the three institutions of 2,191.52 patients, giving us a net *per capita* cost of $301.45 per year, or 82.36 cents per day, as compared with 82.98 cents per day for last year. You will see by reference to Table E that the new Westminster Institution, with a daily average population of 667.33 patients and an expenditure of $158,976.47, showed a yearly *per capita* cost of $238.22, or 65 cents per day, in comparison with the Mental Hospital, Essondale, daily average population of 1,302.77 patients and a net expenditure of $428,709.59, with a *per capita* cost of $329.07 per year, or 89 cents per day, and Saanich Institution's daily average in residence of 221.41 patients, with a net expenditure of $772,945.58 and a yearly *per capita* cost of $329.46, or 90 cents per day. This difference in *per capita* cost is accounted for principally by the fact that the New Westminster branch is an old-established institution, running along a straight maintenance, with the ordinary repairs and renewals, but without any extraordinarily large improvements or buildings, whereas Essondale Institution is called upon to expend large sums directly against operating expenses for what really should be classed as a capital charge and set up as an asset. Such expenses are to be expected in a new and growing institution, and consist of such as new roads, drains and ditches, general work of improving grounds, and last year included the construction of a large new male patients' airing-court. These are all permanent improvements which have a life of a good many years. When one stops to think and realize what money is spent yearly in grading, beautifying grounds, putting in roads, and general repairs and improvements to buildings, all of which is made a charge against our *per capita* cost of keeping patients, it is surprising indeed how the average cost of 82 cents per day is maintained. The same might be said of Saanich, who have been making a great many improvements at the institution, all of which have been made a charge against their operating expenditure.

The following will give you an idea of some of the principal items of the various institutions under subheads of our appropriations:—

PUBLIC HOSPITAL FOR INSANE, NEW WESTMINSTER.

Salaries.—Under this heading for the year under view is the sum of $82,453.91, as compared with $82,529.40 for last year, a slight decrease, although salaries were raised to our staff but the force somewhat cut down.

Office supplies, travelling expenses, fuel, water, light and power, together with maintenance and repairs, were all less this year than those of last, but furniture and fixtures, uniforms and clothing, and medical and surgical supplies were slightly higher. The principal increase occurred in Provisions Account and is explained by our revised menu to both patients and staff, which necessitated a larger outlay.

The net *per capita* cost at this institution was 65 cents and included the sum expended through the Public Works Department for maintenance and repairs for the year, amounting to $5,326.07.

MENTAL HOSPITAL, ESSONDALE.

Salaries.—Expenditure for this year amounted to $192,548.77, an increase of $13,458.35 over the previous year and accounted for by increased staff for new quarters and annual service increase of salaries.

Practically all headings have increased this year over those of last, with the exception of maintenance and repairs, clothing and examination, committal and transportation of patients. There is no large increase, with the exception of provisions, which showed an increase of $17,059.37, also due to revising and increasing our menu throughout the institution.

Our substantial increase in collections more than offsets our increased cost of operating. Our *per capita* cost also includes all that sum expended through the Public Works Department for maintenance and repairs, which total $6,945.68.

MENTAL HOME, SAANICH.

Salaries.—Expenditure this year amounted to $30,504.90, as compared with $23,557.98 last year, an increase of $6,946.92, which is accounted for by larger staff for the increased population of patients and the usual service pay for attendants and other salary increases.

Saanich Institution increased its expenditure under all headings of expenses as compared with that of last year. This was only expected on account of the increased population.

The net yearly *per capita* cost, however, was less this year than that of last by some 6 cents per day.

Capital expenditures at Saanich during the year amounted to $3,797.80, made up as follows: Completion of new ward, $1,182.70; completing furnishings of new ward, $2,615.10.

For minute details as to the expenditures of the various hospitals, I would refer you to Tables E, F, and G of my report.

All of which is respectfully submitted.

GOWAN MACGOWAN,
Bursar.

PUBLIC HOSPITAL FOR INSANE, NEW WESTMINSTER.

Balance-sheet, March 31st, 1928.

Assets.

Land		$80,000.00
Cemetery		610.89
Buildings		497,134.20
Plant and equipment		21,200.82
Furniture and fixtures		17,900.00
Inventories (unissued stores)—		
Provisions	$1,485.11	
Fuel	828.55	
Furniture and fixtures	4,599.53	
Maintenance and repairs	2,151.60	
Clothing	5,074.99	
Miscellaneous	225.54	
		14,365.32
Deficit (cost of operations, 1927–28)		158,976.47
		$790,187.70

Liabilities.

Government of Province of British Columbia	$790,187.70

Profit and Loss Account, 1927–28.

Salaries	$82,453.91	
Office supplies	1,483.83	
Travelling expenses	299.45	
Fuel, water, light, and power	23,743.00	
Maintenance and repairs	6,166.97	
Furniture and fixtures	5,020.65	
Provisions	54,982.53	
Clothing	5,295.82	
Medical and surgical supplies	2,466.20	
Examinations, committals, and transportation	438.49	
Incidentals and unforeseen	12,864.83	
Patient-labour (Colony Farm)		$1,000.00
Collections for year to Treasury		35,239.21
Net operating cost for year		158,976.47
	$195,215.68	$195,215.68

PROVINCIAL MENTAL HOSPITAL (BRANCH) AT NEW WESTMINSTER, B.C.

PROVINCIAL MENTAL HOSPITAL, ESSONDALE.

Balance-sheet, March 31st, 1928.

Assets.

Land		$116,913.80
Buildings		1,619,806.56
Furniture and fixtures		113,671.97
Plant and equipment		53,043.16
Inventories (unissued stores)—		
Provisions	$7,919.63	
Clothing	3,336.01	
Furniture and fixtures	3,238.28	
Miscellaneous	53.50	
Fuel	2,747.45	
Maintenance and repairs	5,101.76	
		22,396.63
Deficit (cost of operations, 1927–28)		428,709.59
		$2,354.541.71

Liabilities.

Government of Province of British Columbia	$2,354,541.71

Profit and Loss Account, 1927–28.

Salaries	$192,548.77	
Office supplies	4,995.29	
Travelling expenses	1,111.35	
Fuel, water, light, and power	56,632.47	
Maintenance and repairs	10,526.21	
Furniture and fixtures	15,435.34	
Provisions	164,414.17	
Uniforms and clothing	30,934.57	
Medical and surgical supplies	6,550.46	
Examinations, committals, and transportation	7,239.42	
Incidentals and unforeseen	32,042.41	
Collections for year to Treasury		$75,720.87
Patient-labour (Colony Farm)		18,000.00
Net operating cost for year		428,709.59
	$522,430.46	$522,430.46

MENTAL HOME, SAANICH.

Balance-sheet, March 31st, 1928.

Assets.

Land		$12,100.00
Buildings		244,564.75
Furniture and fixtures		19,278.25
Automobile, live stock, etc.		5,478.30
Airing and recreation court		750.00
Inventories (unissued stores)—		
Provisions	$404.81	
Clothing	1,226.75	
Miscellaneous	249.00	
Furniture and fixtures	902.26	
Maintenance and repairs	346.40	
		3,129.22
Deficit (cost of operations, 1927–28)		72,945.58
		$358,246.10

Liabilities.

Government of Province of British Columbia	$358,246.10

Profit and Loss Account, 1927–28.

Salaries	$30,504.90	
Office supplies	626.96	
Travelling expenses	162.62	
Fuel, water, light, and power	7,842.13	
Maintenance and repairs	7,557.49	
Furniture and fixtures	863.13	
Provisions	20,385.94	
Clothing	5,600.45	
Medical and surgical supplies	509.84	
Examinations, committals, and transportation	287.65	
Incidentals and unforeseen	10,198.55	
Collections for year to Treasury		$11,594.08
Net cost of operations		72,945.58
	$84,539.66	$84,539.66

FINANCIAL TABLES.

TABLE A.—SHOWING THE AVERAGE NUMBER OF PATIENTS IN RESIDENCE EACH YEAR, THE TOTAL AMOUNTS SPENT FOR MAINTENANCE, AND THE GROSS PER CAPITA COST.

Year.	Average Number in Residence.	Maintenance Expenditure.	*Per Capita* Cost.
1872 (81 days)	16.57	$ 2,265 25	$616 00
1873	16.07	7,841 94	487 98
1874	16.76	8,232 41	491 20
1875	27.42	9,892 38	360 77
1876	36.41	12,558 18	344 91
1877	34.61	12,917 17	373 26
1878	36.52	13,985 05	382 93
1879	38.17	10,253 72	268 63
1880	45.42	10,552 18	232 32
1881	47.18	10,691 76	226 62
1882	47.86	11,343 65	237 02
1883	48.73	11,829 11	242 75
1884	48.70	11,843 94	243 20
1885	54.67	15,555 87	284 54
1886	59.11	15,334 43	259 42
1887	73.55	15,945 22	216 70
1888	79.43	16,261 06	204 72
1889	71.30	15,657 79	219 60
1890	78.78	17,577 80	223 13
1891	119.87	21,757 03	181 50
1892	125.24	23,518 37	187 80
1893	133.92	25,904 98	193 36
1894	148.64	26,495 83	178 25
1895	162.97	31,587 89	193 83
1896	171.43	32,001 40	186 67
1897	188.91	36,224 76	191 75
1898	216.53	46,420 25	214 38
1899	226.44	54,917 45	242 52
1900	243.24	59,349 20	244 00
1901	269.56	55,406 08	205 54
1902	296.62	55,345 65	186 59
1903	332.23	59,353 57	178 65
1904	351.55	66,052 76	187 89
1905	340.90	63,342 07	185 80
1906	374.57	66,596 69	177 79
1907	419.24	74,874 64	178 59
1908	490.80	90,269 49	183 92
1909	526.85	96,586 32	183 32
1910	563.33	103,900 44	184 43
1911	641.02	126,782 50	197 78
1912	736.72	130,924 06	177 71
1913, M.H., New Westminster	550.54	119,663 71	217 36
1913, M.H., Essondale (9 months)	384.07	71,079 84	184 76
1914, M.H., New Westminster	487.24	125,981 45	258 56
1914, M.H., Essondale	489.07	131,420 44	268 36
1915, M.H., New Westminster	515.74	123,021 70	238 53
1915, M.H., Essondale	560.56	123,878 43	220 99
1916, M.H., New Westminster	524.17	116,052 21	221 40
1916, M.H., Essondale	633.13	155,698 37	245 91
1917, M.H., New Westminster	535.66	124,124 68	231 72
1917, M.H., Essondale	716.35	166,231 51	232 05
1918, M.H., New Westminster	585.38	156,574 85	267 47
1918, M.H., Essondale	752.78	222,097 37	295 03
1919–20, M.H., New Westminster (15 months)	562.12	236,631 90	420 97
1919–20, M.H., Essondale (15 months)	755.46	357,630 99	473 38
1919–20, M.H., Saanich (373 days)	90.51	40,433 28	446 72
1920–21, M.H., New Westminster	567.47	233,486 76	411 44
1920–21, M.H., Essondale	834.10	336,585 35	403 52
1920–21, M.H., Saanich	108.67	51,995 87	478 47
1921–22, M.H., New Westminster	596.07	210,887 45	353 79
1921–22, M.H., Essondale	890.32	321,150 35	360 71
1921–22, M.H., Saanich	120.05	47,860 96	398 67
1922–23, M.H., New Westminster	603.40	214,672 13	355 77
1922–23, M.H., Essondale	942.60	312,955 52	332 01
1922–23, M.H., Saanich	127.57	47,215 01	370 11
1923–24, M.H., New Westminster	628.85	219,277 02	348 69
1923–24, M.H., Essondale	963.83	334,227 39	346 76
1923–24, M.H., Saanich	139.69	53,597 29	383 68
1924–25, M.H., New Westminster	620.23	201,023 79	324 11
1924–25, M.H., Essondale	1,046.78	385,160 68	367 94
1924–25, M.H., Saanich	156.28	58,715 33	375 70
1925–26, M.H., New Westminster	612.28	182,864 26	298 66
1925–26, M.H., Essondale	1,151.21	454,409 02	394 72
1925–26, M.H., Saanich	164.55	59,792 32	363 37
1926–27, M.H., New Westminster	652.98	185,394 70	283 92
1926–27, M.H., Essondale	1,238.81	489,843 33	395 41
1926–27, M.H., Saanich	172.99	67,795 28	391 90
1927–28, M.H., New Westminster	667.33	195,215 68	292 53
1927–28, M.H., Essondale	1,302.77	522,430 46	401 01
1927–28, M.H., Saanich	221.41	84,539 66	381 82

TABLE B.—SHOWING ANALYSIS OF THE PER CAPITA COST.

Year.	Salaries.	Provisions.	Clothing.	Fuel and Light.	Furniture.	Medicines.	Miscellaneous.	Total.
1872.....	$279 38	$184 03	$55 81	$22 44	$15 55	$10 18	$49 30	$616 69
1873.....	221 48	166 81	14 55	23 65	21 59	7 74	32 16	487 98
1874.....	231 10	152 10	22 07	23 98	28 36	7 78	25 81	491 20
1875.....	153 82	113 40	13 98	16 88	25 45	6 73	30 51	360 77
1876.....	143 34	114 45	18 68	22 75	17 90	2 86	24 93	344 91
1877.....	177 15	126 75	20 69	4 66	20 75	3 74	19 52	373 26
1878...	176 16	124 23	30 43	13 94	7 20	9 16	21 82	382 93
1879.....	134 27	95 10	3 25	15 91	6 39	6 31	7 40	268 63
1880.....	111 84	87 71	5 74	14 06	6 00	3 63	3 34	332 32
1881.....	112 44	81 14	6 86	12 73	5 55	2 56	5 34	226 62
1882.....	121 51	84 52	7 05	12 30	4 54	3 49	3 61	237 02
1883.....	123 81	92 56	6 03	11 04	4 26	2 24	2 82	242 75
1884.....	124 02	90 64	7 03	12 43	4 14	2 77	2 18	243 20
1885.....	169 05	84 33	6 33	15 05	3 90	2 93	2 95	284 54
1886.....	159 03	69 35	5 49	16 20	3 72	1 59	4 04	259 42
1887.....	127 80	59 10	5 88	15 38	3 88	93	3 81	216 78
1888.....	118 34	60 47	4 41	13 90	3 11	2 09	2 40	204 72
1889.....	131 70	59 11	7 20	12 93	4 13	2 07	2 46	219 60
1890.....	121 54	62 77	9 02	17 31	4 00	1 29	7 19	223 12
1891.....	88 35	54 79	3 83	20 43	3 40	1 89	8 81	181 50
1892.....	94 25	56 74	4 69	20 53	3 35	1 80	6 42	187 80
1893.....	95 50	53 55	5 43	22 60	3 39	2 69	10 20	193 36
1894.....	87 76	57 07	5 25	18 83	2 98	1 43	4 93	178 25
1895	90 83	61 15	9 90	20 41	2 51	3 10	5 93	193 83
1896.....	89 13	55 93	6 30	20 29	2 56	3 63	8 83	186 67
1897.....	89 09	58 18	8 36	19 11	2 95	3 86	10 20	191 75
1898.....	94 68	69 43	9 94	21 82	2 76	5 12	10 62	214 37
1899.....	113 31	72 91	8 31	33 96	2 50	2 73	8 80	242 52
1900.....	116 04	72 62	9 06	32 10	2 15	1 71	10 32	244 00
1901.....	99 16	66 65	10 12	18 52	3 25	1 07	6 77	205 54
1902.....	87 47	61 13	7 95	15 25	4 13	1 20	9 46	186 59
1903.....	82 36	57 86	8 58	14 77	3 24	1 91	9 93	178 65
1904.....	87 43	60 01	6 85	17 84	4 48	2 10	9 18	187 89
1905.....	92 17	54 09	5 99	17 93	3 83	2 03	9 76	185 80
1906.....	88 76	53 15	5 16	15 92	3 57	1 21	10 02	177 79
1907	89 18	48 47	5 81	19 82	3 02	1 57	10 72	178 59
1908...	90 93	49 17	6 61	17 63	4 56	1 79	13 23	183 92
1909.....	94 27	53 41	8 16	13 02	2 78	84	10 84	183 32
1910...	95 97	48 43	7 87	21 32	2 02	1 15	7 67	184 43
1911	97 44	58 08	9 39	18 84	1 12	1 87	11 04	197 78
1912.....	78 40	56 37	10 09	19 36	1 79	1 50	10 20	177 71
1913, M.H., New West.	102 37	54 07	9 43	25 27	4 74	3 21	18 27	217 36
1913, M.H., Essondale.	93 56	49 90	5 50	25 13	55	1 02	14 10	184 76
1914, M.H., New West.	115 72	68 15	2 99	24 13	69	2 64	44 24	258 56
1914, M.H., Essondale.	113 06	81 42	15 49	28 93	4 14	1 19	24 13	268 36
1915, M.H., New West.	110 94	64 32	7 57	20 30	....	1 88	33 52	238 53
1915, M.H., Essondale.	95 25	62 84	9 44	24 87	1 14	56	26 89	220 99
1916, M.H., New West.	105 89	74 96	2 58	18 52	....	1 45	18 00	221 40
1916, M.H., Essondale.	89 26	75 18	17 76	26 96	4 98	42	31 35	245 91
1917, M.H., New West.	103 41	72 20	10 52	18 29	....	2 38	24 92	231 72
1917, M.H., Essondale.	83 57	79 98	18 92	23 39	4 77	81	20 61	232 05

This accounting system discontinued in 1917, and new system installed as per Table B 1.

TABLE B 1.—SHOWING ANALYSIS OF THE GROSS PER CAPITA COST.

Year.	Salaries.	Office Supplies.	Travelling Expenses.	Fuel, Water, Light.	Repairs and Renewals.	Furniture and Fixtures, Bedding, etc.	Provisions.	Clothing, Boots, and Slippers.	Medical and Surgical Supplies.	Examination, Committal, and Transportation.	Incidentals and Unforeseen.	Total Gross.
1918, New Westminster	$102.815	$2.133	$0.097	$27.186	$3.706	$9.547	$ 99.989	$ 7.103	$2.102	$4.103	$8.694	$267.47
1918, Essondale.....	96.777	3.000	0.482	33.378	5.849	8.438	118.888	17.235	1.663	0.060	9.266	295.03
1919-20, New Westminster (15 months)..	168.789	4.375	0.581	45.794	19.216	10.052	133.599	5.467	5.061	14.230	13.806	420.970
1919-20, Essondale (15 months)	155.850	3.812	1.218	47.000	31.584	12.414	176.575	27.488	2.118	1.466	13.856	473.381
1919-20, Saanich (373 days).....	160.550	4.954	3.372	41.927	15.894	10.336	140.601	26.270	1.931	6.183	34.708	446.726
1920-21, New Westminster	150.462	3.535	0.513	39.685	20.993	18.365	122.845	17.038	6.392	13.549	18.069	411.446
1920-21, Essondale	132.321	3.754	1.399	35.996	21.890	13.587	147.415	35.304	3.037	0.279	8.542	403.524
1920-21, Saanich.....	153.924	2.070	1.783	54.736	30.275	6.054	131.475	31.359	5.173	0.140	61.481	479.470
1921-22, New Westminster	144.045	3.970	0.497	44.814	17.728	14.369	86.339	4.389	4.696	14.946	18.000	353.793
1921-22, Essondale.....	129.591	3.297	1.067	40.826	22.747	13.707	107.869	30.224	3.496	0.367	7.517	360.708
1921-22, Saanich.....	138.346	2.969	0.733	55.268	23.679	5.737	103.156	31.713	4.031	2.370	30.669	398.671
1922-23, New Westminster	144.877	3.494	1.239	42.666	22.433	20.444	75.445	16.029	3.709	13.563	11.871	355.770
1922-23, Essondale.....	127.194	2.919	1.015	41.376	15 166	8.231	102.448	24.417	3.029	0.283	5.935	332.013
1922-23, Saanich.....	137.779	2.158	0.407	49.071	17.080	2.501	88.571	28.202	1.914	0.180	42.247	370.110
1923-24, New Westminster	142.955	2.732	0.276	36.929	31.064	13.200	79.364	7.694	3 547	12.059	18.875	348.695
1923-24, Essondale	128.232	3.238	0.861	44 373	16.333	10.553	108.906	26.534	3.216	0.463	4.060	346.769
1923-24, Saanich	133.649	2.698	0.545	45.671	33.747	9.539	88.960	29.984	2.257	0.747	35.890	383.687
1924-25, New Westminster	134.322	3.565	0.344	35 649	21.847	9 577	78.248	10.616	3.871	13.720	12.352	324.111
1924-25, Essondale.....	128.377	3.628	0.775	44.910	24.940	7.969	109.162	28.426	5.440	0.628	13.693	367.948
1924-25, Saanich.	136.865	3.685	0.484	38.149	34.051	8.607	84.704	24.712	1.682	0.684	42.082	375.705
1925-26, New Westminster	131.961	2.438	0.481	36.481	12.309	13.866	82 072	5.692	3.411	0.036	9.914	298.661
1925-26, Essondale.....	143.339	3.623	0.944	47.644	20.719	7.856	126.442	21.034	4.848	6.879	11.395	394 723
1925-26, Saanich.....	134.600	3.218	0.765	34.378	26.027	6.322	89.641	29.856	1.609	0.371	36.581	363.368
1926-27, New Westminster	126.389	2.488	0.489	36.192	17.248	5.116	69.030	4.988	2.292	0.015	19.673	283.920
1926-27, Essondale.....	144.566	3.287	0.854	41.831	9 957	10.023	118.948	30.244	5.138	7.791	22.775	395.414
1926-27, Saanich.	136.181	3.968	0.672	34.738	41.799	2.784	89.839	30.355	2.780	0.265	48.521	391.902
1927-28, New Westminster	123.558	2.224	0.449	35.579	9.241	7.523	82.392	7.936	3.695	0.657	19.278	292.532
1927-28, Essondale.....	147.800	3.834	0.853	43.477	8.080	11.847	126 202	23.745	5.026	5.555	24.596	401.015
1927-28, Saanich.....	137.775	2.832	0.735	35.419	34.133	3.898	92.073	25.295	2.303	1.300	46.062	381.825

TABLE C.—SHOWING THE TOTAL EXPENDITURE OF THE MENTAL HOSPITAL ANNUALLY SINCE ITS INCEPTION, ANALYSED UNDER ITS VARIOUS HEADINGS.

Year.	Salaries.	Provisions.	Clothing.	Fuel and Light.	Furniture (estimat'd)	Medicines, etc.	Miscellaneous.	Total of Current Expenditure.	Expenditure on Capital Account.			
									New Furniture.	Library.	Surgical Instruments.	Lands and Works.
1872-87	$91,899 70	$59,567 24	$6,482 84	$9,317 03	$5,331 52	$2,307 04	$6,131 55	$181,042 26	$2,600 00	.....	.....	$917 26
1888	9,399 96	4,803 57	350 17	1,103 86	247 24	165 60	190 66	16,261 06	.....	.....	$ 32 00	224 34
1889	9,390 62	4,214 19	513 73	922 00	293 69	147 76	175 80	15,657 79	.....	.....	.....	625 56
1890	9,575 13	4,945 57	710 64	1,363 52	315 28	101 90	565 96	17,577 80	2,800 00	.....	.....	2,181 91
1891	10,590 28	6,568 27	459 58	2,449 09	406 84	226 31	1,056 66	21,757 03	900 00	.....	.....	1,001 86
1892	11,803 83	7,106 64	587 48	2,571 26	418 82	226 19	804 15	23,518 37	.....	.....	.....	433 99
1893	12,790 28	7,172 53	729 38	3,029 00	452 55	362 08	1,369 16	25,904 98	650 00	$ 19 00	10 75	718 49
1894	13,044 16	8,492 53	771 05	2,799 87	442 69	212 86	732 67	26,495 83	200 00	.....	.....	170 32
1895	14,802 47	9,963 54	1,611 96	3,324 54	419 01	502 90	963 47	31,587 89	1,800 00	.....	.....	1,915 28
1896	15,280 62	9,588 22	1,079 85	3,479 46	439 36	623 24	1,511 05	32,001 40	800 00	.....	148 01	1,126 74
1897	16,829 76	10,991 05	1,579 08	3,610 03	557 97	728 73	1,928 14	36,224 76	1,200 00	5 15	19 00	848 38
1898	20,502 31	15,032 71	2,153 11	4,725 96	598 05	1,109 66	2,298 45	46,420 25	2,700 00	.....	6 39	5,320 30
1899	25,658 15	16,511 05	1,882 13	7,690 35	566 86	617 27	1,991 64	54,917 45	1,300 00	8 60	.....	2,518 80
1900	28,224 96	17,665 60	2,203 97	7,807 15	521 96	415 10	2,510 46	59,349 20	2,400 00	29 10	11 89	1,806 10
1901	26,729 01	17,967 31	2,727 11	4,993 67	875 30	288 40	1,823 28	55,406 08	1,840 53	25 10	14 65	5,175 20
1902	25,945 89	18,132 13	2,359 90	4,525 45	1,221 87	354 38	2,806 03	55,345 65	1,157 47	104 20	19 20	5,561 42
1903	27,362 37	19,222 50	2,850 19	4,906 22	1,077 73	634 16	3,300 40	59,353 57	1,723 70	111 48	9 00	8,426 70
1904	30,735 95	21,096 19	2,409 34	6,271 55	1,574 84	738 85	3,226 04	66,052 76	1,463 48	132 53	16 95	4,593 88
1905	31,421 45	18,437 99	2,043 45	6,110 76	1,306 22	693 49	3,328 71	63,342 07	1,711 84	91 47	69 15	3,981 72
1906	33,243 80	19,908 19	1,934 15	5,965 32	1,337 80	453 41	3,754 02	66,596 69	1,365 76	100 30	114 16	5,564 03
1907	37,394 21	20,326 99	2,439 64	8,314 36	1,265 63	655 66	4,498 15	74,874 64	4,352 22	150 88	144 63	9,410 66
1908	44,626 20	24,132 49	3,244 77	8,652 81	2,239 68	877 40	6,496 14	90,269 49	5,646 86	127 50	91 01	10,775 00
1909	49,665 85	28,142 65	4,298 91	6,856 11	1,465 79	441 59	5,715 42	96,586 32	2,598 95	89 58	21 30	16,615 10
1910	54,049 80	27,278 49	4,437 29	12,014 30	1,141 57	653 09	4,325 90	103,900 44	4,043 58	139 76	9 50	12,465 08
1911	62,453 00	37,229 56	6,020 57	12,079 62	722 10	1,200 92	7,076 73	126,782 50	11,169 78	154 75	43 82	14,429 02
1912	57,755 68	41,531 72	7,433 68	14,266 18	1,318 66	1,105 82	7,512 32	130,924 06	4,477 21	187 46	301 15	13,144 06
1913, New Westminster	56,359 76	29,767 27	5,191 33	13,909 72	2,608 03	1,767 42	10,060 18	119,663 71	4,697 77	131 93	69 13	17,701 00
1913, Essondale. (9 mos.)	35,993 98	17,271 35	2,117 73	9,669 99	208 76	395 80	5,422 23	71,079 84	46,680 54	212 79	.....	14,904 63
1914, New Westminster	56,381 62	33,204 11	1,455 28	11,758 11	338 03	1,286 68	21,557 62	125,981 45	.....	4,417 50	.....	10,117 16
1914, Essondale	55,364 40	39,873 66	7,585 71	14,168 66	2,026 29	584 23	11,817 49	131,420 44	1,087 31	.....	.....	4,236 37
1915, Essondale	53,392 50	35,225 51	5,287 03	13,942 39	639 67	316 87	15,074 46	123,878 43	841 31	.....	.....	4,628 99
1915, New Westminster	57,217 21	33,174 90	3,902 49	10,469 03	.....	969 58	17,288 49	123,021 70	1,044 11	.....	.....	5,910 38
1916, New Westminster	55,501 35	39,294 07	1,349 48	9,696 04	.....	777 94	9,433 33	116,052 21	1,395 09	.....	.....	8,623 88
1916, Essondale	56,515 64	47,601 27	11,242 29	17,066 96	3,154 13	268 96	19,849 12	155,698 37	2,418 80	.....	.....	14,402 82
1917, New Westminster	55,393 19	38,674 92	5,639 40	9,795 36	.....	1,275 54	13,346 27	124,124 68	1,538 13	.....	.....	3,455 96
1917, Essondale	59,862 30	57,294 25	13,555 03	16,759 02	3,415 42	578 58	14,766 91	166,231 51	1,611 63	.....	.....	10,515 80

Above system discontinued in 1917. *See* new Table C1.

TABLE C 1.—SHOWING GROSS EXPENDITURE IN PROFIT AND LOSS ACCOUNTS FOR YEAR ANALYSED UNDER ITS VARIOUS HEADINGS.

Year.	Salaries.	Office Supplies and Postage.	Travelling Expenses.	Fuel, Water, Light, and Power.	Repairs and Renewals.	Furniture and Fixtures, Bedding, etc.	Provisions.	Clothing, Boots, and Slippers.	Medical and Surgical Supplies.	Examination, Committal, and Transportation.	Incidentals and Unforeseen.	Total Gross.
1918, New Westminster	$60,185 88	$1,248 42	$ 57 32	$15,913 89	$2,169 74	$5,588 44	$58,531 74	$ 4,157 86	$1,230 61	$2,401 62	$5,089 33	$156,574 85
1918, Essondale..	72,853 08	2,258 13	363 14	25,126 54	4,403 10	6,351 27	89,496 23	12,974 41	1,252 08	44 75	6,975 64	222,097 37
1919-20 New Westminster (15 months) ..	94,878 17	2,459 16	326 40	25,741 44	10,801 50	5,650 38	75,097 52	3,073 27	2,844 64	7,998 75	7,760 67	236,631 90
1919-20, Essondale (15 months)	117,738 67	2,879 47	920 30	35,512 26	23,860 37	9,380 10	133,395 18	20,766 40	1,601 14	1,107 67	10,469 43	357,630 99
1919-20, Saanich (373 days).....	14,531 52	448 35	305 12	3,794 84	1,438 56	935 58	12,725 70	2,377 75	174 86	559 65	3,141 35	40,433 28
1920-21, New Westminster	85,383 61	2,006 14	291 39	22,520 67	11,912 85	10,421 97	69,711 30	9,668 82	3,627 47	7,689 08	10,253 46	233,486 76
1920-21, Essondale	111,370 33	3,131 52	1,167 54	30,025 06	18,258 58	11,332 97	122,960 16	29,447 19	2,533 64	232 90	7,125 46	336,585 35
1920-21, Saanich.....	16,726 99	224 99	193 75	5,948 25	3,290 09	657 94	14,287 41	3,407 80	562 19	15 30	6,681 16	51,995 87
1921-22, New Westminster	85,860 99	2,366 35	296 18	26,712 36	10,567 17	8,565 23	51,464 33	2,616 60	2,799 47	8,909 28	10,729 49	210,887 45
1921-22, Essondale.....	115,377 91	2,936 02	950 70	36,349 87	20,252 26	12,203 99	96,038 30	26,908 88	3,112 77	326 95	6,692 70	321,150 35
1921-22, Saanich.	16,608 43	356 43	88 09	6,634 95	2,842 77	688 81	12,383 94	3,807 19	483 98	284 55	3,681 82	47,860 96
1922-23, New Westminster	87,418 62	2,108 55	748 09	25,744 02	13,535 73	12,336 12	45,523 72	9,671 91	2,238 03	8,184 17	7,163 17	214,672 13
1922-23, Essondale.....	119,893 08	2,751 73	956 87	39,001 61	14,294 78	7,758 72	96,566 16	23,015 70	2,855 80	266 71	5,594 36	312,955 52
1922-23, Saanich.....	17,576 53	275 34	51 94	6,260 04	2,178 95	319 05	11,298 85	3,597 70	244 20	23 05	5,389 36	47,215 01
1923-24, New Westminster	89,897 30	1,718 10	173 73	23,222 78	19,534 84	8,300 42	49,908 08	4,838 59	2,230 37	7,582 92	11,869 89	219,277 02
1923-24, Essondale.....	123,593 61	3,121 27	830 08	42,768 31	15,742 49	10,171 44	104,967 04	25,574 14	3,099 20	446 64	3,913 17	334,227 39
1923-24, Saanich	18,669 43	376 95	76 17	6,379 77	4,713 95	1,332 50	12,426 85	4,188 52	315 36	104 32	5,013 47	53,597 29
1924-25, New Westminster	83,310 64	2,211 67	213 65	22,110 07	13,549 91	5,939 92	48,531 79	6,584 38	2,400 84	8,509 66	7,661 26	201,023 79
1924-25, Essondale.....	134,384 13	3,797 58	810 85	47,012 91	26,108 94	8,341 29	114,271 63	29,746 35	5,695 07	657 72	14,334 21	385,160 68
1924-25, Saanich.....	21,389 22	576 00	75 60	5,961 84	5,321 53	1,345 19	13,237 52	3,862 06	262 78	107 00	6,576 59	58,715 33
1925-26, New Westminster	80,797 02	1,492 95	294 34	22,336 93	7,536 35	8,489 70	50,250 99	3,485 32	2,088 30	22 00	6,070 36	182,864 26
1925-26, Essondale.....	165,012 78	4,171 61	1,087 22	54,849 27	23,851 37	9,043 86	145,560 86	24,214 78	5,581 16	7,920 02	13,116 09	454,409 02
1925-26, Saanich.....	22,148 05	529 44	125 95	5,657 16	4,282 85	1,040 26	14,750 44	4,912 85	264 77	61 15	6,019 40	59,792 32
1926-27, New Westminster	82,529 40	1,624 85	319 28	23,632 85	11.262 86	3,340 34	45,075 10	3,257 31	1,496 41	10 00	12,846 30	185,394 70
1926-27, Essondale.....	179,090 42	4,072 50	1,058 57	51,820 74	12,334 41	12,416 01	147,354 80	37,466 88	6,364 73	9,651 30	28,212 97	489,843 33
1926-27, Saanich.....	23,557 98	686 44	118 74	6,008 49	7,230 83	481 61	15,540 46	5,251 08	480 90	45 85	8,392 90	67,795 28
1927-28, New Westminster	82,453 91	1,483 83	299 45	23,743 00	6,166 97	5,020 65	54,982 53	5,295 82	2,466 20	438 49	12,864 83	195,215 68
1927-28, Essondale.....	192,548 77	4,995 29	1,111 35	56,632 47	10,526 21	15,435 34	164,414 17	30,934 57	6,550 46	7,239 42	32,042 41	522,430 46
1927-28, Saanich..... .	30,504 90	626 96	162 62	7,842 13	7,557 49	863 13	20,385 94	5,600 45	509 84	287 65	10,198 55	84,539 66

TABLE D.—SUMMARY STATEMENT SHOWING THE GROSS AND NET PER CAPITA COST OF PATIENTS IN THE THREE INSTITUTIONS.

Public Hospital for Insane, New Westminster—			
Total maintenance vouchers		$200,021.96	
Proportion headquarters vouchers		3,621.03	
Maintenance and repairs (Public Works Department)		5,326.07	
Colony Farm Account		136.00	
Inventories, March 31st, 1927		17,666.54	
		$226,771.60	
Less Essondale Clothing Account	$13,837.10		
,, Saanich Clothing Account	2,327.00		
,, Colony Farm Account	1,815.00		
,, sundry sales	211.50		
,, inventories, March 31st, 1928	14,365.32		
		32,555.92	
Total, Public Hospital for Insane, New Westminster			$194,215.68
Provincial Mental Hospital, Essondale—			
Total maintenance vouchers		$505,400.57	
Proportion headquarters vouchers		7,242.06	
Maintenance and repairs (Public Works Department)		6,945.68	
New Westminster Clothing Account		13,837.10	
Colony Farm sundries		462.60	
Inventories, March 31st, 1927		24,467.43	
		$558,355.44	
Less patient-labour, Colony Farm	$18,000.00		
,, supplies to Colony Farm	13,326.00		
,, sundry sales	202.35		
,, inventories, March 31st, 1928	22,396.63		
		53,924.98	
Total, Provincial Mental Hospital, Essondale			504,430.46
Mental Home, Saanich—			
Total maintenance vouchers		$75,338.24	
Proportion headquarters vouchers		1,810.51	
Maintenance and repairs (Public Works Department)		6,247.09	
New Westminster Clothing Account		2,327.00	
Inventories, March 31st, 1927		1,946.04	
		$87,668.88	
Less inventories, March 31st, 1928		3,129.22	
Total, Mental Home, Saanich			84,539.66
Total operating expense for the three institutions			$783,185.80
Less collections remitted to Treasury—			
Public Hospital for Insane, New Westminster		$35,239.21	
Mental Hospital, Essondale		75,720.87	
Mental Home, Saanich		11,594.08	
			122,554.16
Total net expense for the three institutions			$660,631.64

Total daily average population for the three institutions, 2,191.52, showing a net *per capita* cost of $301.45 per year, or 82.36 cents per day.

TABLE E.—EXPENSE AND REVENUE STATEMENT OF THE NEW WESTMINSTER HOSPITAL FOR 12 MONTHS ENDED MARCH 31ST, 1928.

Operating Expense Accounts.

Operating expenditure by voucher—		
Salaries—		
Medical and clerical staff	$8,475.84	
Other employees	76,989.34	
		$85,465.18
Office supplies—		
Books and journals	$200.18	
Postage and office supplies	622.49	
Telephone and telegrams	504.51	
		1,327.18
Travelling expenses		113.80
Fuel, water, light, and power—		
Fuel	$16,364.81	
Water	2,635.97	
Light and power	3,620.77	
		22,621.55
Maintenance and repairs—		
Janitors' supplies		949.75
Furniture and fixtures—		
Bedding	$2,646.88	
Furniture and fixtures	1,696.15	
Miscellaneous	815.81	
		5,158.84
Provisions—		
Groceries	$23,205.54	
Meats	7,875.55	
Fish	3,098.40	
Colony Farm produce	20,284.57	
		54,464.06
Uniforms and clothing—		
Clothing	$14,960.09	
Boots and slippers	1,080.34	
		16,040.43
Medical and surgical supplies—		
Drugs	$817.31	
Surgical instruments	82.83	
Miscellaneous	1,566.06	
		2,466.20
Examinations, committals, and transportation—		
Examinations	$15.00	
Transportation	423.49	
		438.49
Incidentals and unforeseen—		
Amusements	$732.67	
Gratuities	24.00	
Funerals	200.00	
Auto-repairs	296.76	
Gasoline and oils	479.15	
Tools and implements	370.59	
Carried forward	$2,103.17	$189,045.48

TABLE E.—EXPENSE AND REVENUE STATEMENT OF THE NEW WESTMINSTER HOSPITAL FOR 12 MONTHS ENDED MARCH 31ST, 1928—*Continued.*

Operating Expense Accounts—Continued.

Brought forward	$2,103.17	$189,045.48
Operating expenditure by voucher—*Continued.*		
Incidentals and unforeseen—*Continued.*		
Freight and cartage	88.25	
Miscellaneous	8,785.06	
		10,976.48
Total expenditure for year by voucher		$200,021.96
Maintenance and repairs (expended through Public Works Department)		5,326.07
Proportion headquarters vote		3,621.03
		$208,969.06

Summary of Profit and Loss Accounts.

		Yearly *Per Capita* Cost.
Salaries	$82,453.91	$123.558
Expenses—		
Office supplies	1,483.83	2.224
Travelling expenses	299.45	.449
Fuel, water, light, and power	23,743.00	35.579
Maintenance and repairs	6,166.97	9.241
Furniture and fixtures	5,020.65	7.523
Provisions	54,982.53	82.392
Uniforms and clothing	5,295.82	7.936
Medical and surgical supplies	2,466.20	3.695
Examinations, committals, and transportation	438.49	.657
Incidentals and unforeseen	12,864.83	19.278
	$195,215.68	$292.532
Less patient-labour (against market price for farm produce)	1,000.00	1.498
	$194,215.68	$291.034
Less Revenue Account (maintenance of patients)	35,239.21	52.806
Net cost of patients' maintenance to Government	$158,976.47	$238.228

Remarks.

Total patients in residence, New Westminster, March 31st, 1928	684
Daily average population in New Westminster for year	667.33
Gross maintenance *per capita* cost, one year	$292.53
Gross maintenance *per capita* cost, one day	.799
Net maintenance *per capita* cost, one year	238.22
Net maintenance *per capita* cost, one day	.651

TABLE F.—EXPENSE AND REVENUE STATEMENT OF THE ESSONDALE HOSPITAL FOR 12 MONTHS ENDED MARCH 31ST, 1928.

Operating Expense Accounts.

Operating expenditure by voucher—		
Salaries—		
Medical and clerical staff	$15,195.03	
Other employees	170,796.28	
		$185,991.31
Office supplies—		
Books and journals	$176.64	
Postage and office supplies	2,244.47	
Telegrams and telephone	2,260.87	
		4,681.98
Travellings expenses		740.06
Fuel, water, light, and power—		
Fuel	$42,901.44	
Water	6,521.17	
Light and power	8,780.81	
		58,203.42
Maintenance and repairs—		
Janitors' supplies		3,121.22
Furniture and fixtures—		
Bedding	$6,493.26	
Furniture and fixtures	3,573.20	
Miscellaneous	4,681.12	
		14,747.58
Provisions—		
Groceries	$60,284.37	
Meats	13,996.76	
Fish	5,273.00	
Colony Farm produce	103,413.56	
		182,967.69
Uniforms and clothing—		
Clothing	$10,835.76	
Boots and slippers	5,075.41	
		15,911.17
Medical and surgical supplies—		
Drugs	$3,191.20	
Surgical instruments	605.64	
X-ray and sundry	2,753.62	
		6,550.46
Examinations, committals, and transportation—		
Examinations	$945.00	
Committals	47.50	
Transportation	6,246.92	
		7,239.42
Incidentals and unforeseen—		
Amusements	$1,279.13	
Gratuities	177.39	
Funerals	1,225.00	
Auto-tires	246.90	
Auto-repairs	352.34	
Gasoline and oils	953.57	
Tools and implements	763.22	
Carried forward	$4,997.55	$480,154.31

TABLE F.—EXPENSE AND REVENUE STATEMENT OF THE ESSONDALE HOSPITAL FOR 12 MONTHS ENDED MARCH 31ST, 1928—*Continued.*

Operating Expense Accounts—Continued.

Brought forward	$4,997.55	$480,154.31
Operating expenditure by voucher—*Continued.*		
Incidentals and unforeseen—*Continued.*		
Freight and cartage	233.00	
Miscellaneous	20,015.71	
		25,246.26
Total expenditure for year by voucher		$505,400.57
Maintenance and repairs (expended through Public Works Department)		6,945.68
Proportion headquarters vouchers		7,242.06
Public Hospital for Insane Account		13,837.10
		$533,425.41

Summary of Profit and Loss Accounts.

		Yearly *Per Capita* Cost.
Salaries	$192,548.77	$147.800
Expenses—		
Office supplies	4,995.29	3.834
Travelling expenses	1,111.35	.853
Fuel, water, light, and power	56,632.47	43.477
Maintenance and repairs	10,526.21	8.080
Furniture and fixtures	15,435.34	11.847
Provisions	164,414.17	126.202
Clothing	30,934.57	23.745
Medical and surgical supplies	6,550.46	5.026
Examinations, committals, and transportation	7,239.42	5.555
Incidentals and unforeseen	32,042.41	24.596
	$522,430.46	$401.015
Less patient-labour (against market price for farm produce)	18,000.00	13.816
	$504,430.46	$387.199
Less Revenue Account (maintenance of patients)	75,720.87	58.123
Net cost to Government for maintenance of patients	$428,709.59	$329.076

Remarks.

Total patients in residence, Essondale, March 31st, 1928	1,355
Daily average population in Essondale for year	1,302.77
Gross maintenance *per capita* cost, one year	$401.01
Gross maintenance *per capita* cost, one day	1.095
Net maintenance *per capita* cost, one year	329.07
Net maintenance *per capita* cost, one day	.899

TABLE G.—EXPENSE AND REVENUE STATEMENT OF THE SAANICH HOSPITAL FOR 12 MONTHS ENDED MARCH 31ST, 1928.

Operating Expense Accounts.

Operating expenditure by voucher—		
Salaries—		
Supervisor	$1,839.96	
Other employees	27,025.58	
		$28,865.54
Office supplies—		
Postage and office supplies	$294.05	
Telephone and telegrams	254.58	
		548.63
Travelling expenses		69.80
Fuel, water, light, and power—		
Fuel	$5,360.21	
Water	1,194.95	
Light and power	1,246.22	
		7,801.38
Maintenance and repairs—		
Janitors' supplies		1,533.99
Furniture and fixtures—		
Bedding	$1.90	
Furniture and fixtures	342.68	
Miscellaneous	1,103.51	
		1,448.09
Provisions—		
Groceries	$14,102.40	
Meats	4,865.02	
Fish	1,442.83	
		20,410.25
Uniforms and clothing—		
Clothing	$2,713.27	
Boots and slippers	906.10	
		3,619.37
Medical and surgical supplies—		
Drugs	$258.64	
Miscellaneous	251.20	
		509.84
Examinations, committals, and transportation—		
Transportation		287.65
Incidentals and unforeseen—		
Amusements	$633.49	
Funerals	345.50	
Auto-tires	118.70	
Auto-repairs	259.19	
Gasoline and oils	244.24	
Tools and implements	22.12	
Carried forward	$1,623.24	$65,094.54

TABLE G.—EXPENSE AND REVENUE STATEMENT OF THE SAANICH HOSPITAL FOR 12 MONTHS ENDED MARCH 31ST, 1928—*Continued.*

Operating Expense Accounts—Continued.

Brought forward	$1,623.24	$65,094.54
Operating expenditure by voucher—*Continued.*		
Incidentals and unforeseen—*Continued.*		
Freight and cartage	342.17	
Miscellaneous	8,278.29	
		10,243.70
Total expenditure for year by voucher		$75,338.24
Proportion headquarters vouchers		1,810.51
New Westminster Clothing Account		2,327.00
Maintenance and repairs (expended through Public Works Department)		6,247.09
		$85,722.84

Summary of Profit and Loss Accounts.

		Yearly *Per Capita* Cost.
Salaries	$30,504.90	$137.775
Expenses—		
Office supplies	626.96	2.832
Travelling expenses	162.62	.735
Fuel, water, light, and power	7,842.13	35.419
Maintenance and repairs	7,557.49	34.133
Furniture and fixtures	863.13	3.898
Provisions	20,385.94	92.073
Uniforms and clothing	5,600.45	25.295
Medical and surgical supplies	509.84	2.303
Examinations, committals, and transportation	287.65	1.300
Incidentals and unforeseen	10,198.55	46.062
	$84,539.66	$381.825
Less Revenue Account (maintenance of patients)	11,594.08	52.365
Net cost to Government for maintenance of patients	$72,945.58	$329.460

Remarks.

Total patients in residence, March 31st, 1928	230
Daily average population for year	221.41
Gross maintenance *per capita* cost, one year	$381.82
Gross maintenance *per capita* cost, one day	1.043
Net maintenance *per capita* cost, one year	329.46
Net maintenance *per capita* cost, one day	.900

Capital Expenditure.

Completion, new ward	$1,182.70
Completion, furnishing new ward	2,615.10

REVENUE OF MENTAL HOSPITALS SINCE INCEPTION.

1873	$ 1,440 99	1899	$4,769 04	1919-20, Saanich	$3,215 39
1874	680 00	1900	6,893 33	1920-21, New West.	38,323 55
1875	1,342 60	1901	12,800 76	1920-21, Essondale	46,418 81
1876	730 31	1902	10,926 23	1920-21, Saanich	3,580 31
1877	799 91	1903	13,639 64	1921-22, New West.	38,409 52
1878	479 42	1904	15,004 22	1921-22, Essondale	43,078 91
1879	867 38	1905	16,613 18	1921-22, Saanich	4,263 65
1880	1,433 04	1906	19,058 42	1922-23, New West.	34,148 55
1881	614 99	1907	20,753 35	1922-23, Essondale	48,448 69
1882	505 18	1908	25,807 83	1922-23, Saanich	5,698 29
1883	298 24	1909	25,845 65	1923-24, New West.	33,407 79
1884	98 35	1910	26,137 38	1923-24, Essondale	43,371 30
1885	.....	1911	30,100 20	1923-24, Saanich	5,616 53
1886	50 00	1912	35,151 97	1924-25, New West.	37,721 99
1887	720 59	1913	40,756 56	1924-25, Essondale	49,929 43
1888	750 00	1914	42,731 83	1924-25, Saanich	6,125 15
1889	220 00	1915, New West.	18,046 21	1925-26, New West.	35,282 10
1890	599 24	1915, Essondale	16,329 72	1925-26, Essondale	63,151 50
1891	761 15	1916, New West.	18,135 91	1925-26, Saanich	7,385 93
1892	2,418 43	1916, Essondale	21,889 74	1926-27, New West.	27,645 65
1893	1,585 40	1917, New West.	21,435 93	1926-27, Essondale	63,943 08
1894	2,709 53	1917, Essondale	25,350 09	1926-27, Saanich	7,085 17
1895	4,409 23	1918, New West.	35,169 86	1927-28, New West.	35,239 21
1896	3,741 71	1918, Essondale	32,100 14	1927-28, Essondale	75,720 87
1897	3,816 80	1919-20, New West.	45,921 06	1927-28 Saanich	11,594 08
1898	4,003 79	1919-20, Essondale	53,740 40		

TAILOR'S REPORT, 1927–28.

MENTAL HOSPITAL, ESSONDALE.

Uniforms—		
149 uniform suits at $40	$5,960.00	
1 uniform coat	10.80	
162 uniform pants at $10	1,620.00	
		$7,590.80
Patients' clothing—		
311 patients' suits at $19	$5,909.00	
11 patients' pants at $6.50	71.50	
		5,980.50
Stock—		
20 canvas rugs at $5	$100.00	
48 bed-ticks at 35 cents	16.80	
40 bed-ticks (children's) at 35 cents	14.00	
37 camisoles at $1.25	46.25	
9 drop-sheets at $1.25	11.25	
24 chair-covers at 25 cents	6.00	
4 lace coats at $1	4.00	
1 butcher's coat	6.50	
		204.80
Repairs—		
7,230 coats repaired and pressed at 25 cents	$1,807.50	
7,567 pants repaired and pressed at 20 cents	1,513.40	
1,049 vests repaired and pressed at 15 cents	157.35	
42 canvas rugs at $1	42.00	
		3,520.25
		$17,296.35

Public Hospital for Insane, New Westminster.

Uniforms—		
35 uniform suits at $40	$1,400.00	
36 uniform pants at $10	360.00	
		$1,760.00
Stock—		
22 patients' suits at $19	$418.00	
3 patients' suits at $22	66.00	
8 patients' coats at $12.50	100.00	
44 patients' pants at $6.50	286.00	
51 bed-ticks at 35 cents	17.85	
46 canvas rugs at $5	230.00	
4 working-overalls at $4	16.00	
		1,133.85
Repairs—		
575 coats repaired and pressed at 25 cents	$143.75	
689 pants repaired and pressed at 20 cents	137.80	
170 vests repaired aand pressed at 15 cents	25.50	
216 canvas rugs at $1	216.00	
		523.05
		$3,416.90

Mental Home, Saanich.

Uniforms—		
23 uniform suits at $40	$920.00	
17 uniform pants at $10	170.00	
		$1,090.00
Stock—		
61 patients' suits at $19	$1,159.00	
12 patients' pants at $6.50	78.00	
		1,237.00
Pressing and alterations on patients' private clothing		42.75
		$2,369.75

Statement of Tailor-shop, 1927–28.

Production—			
For Public Hospital for Insane, New Westminster		$3,416.90	
For Mental Hospital, Essondale		17,296.35	
For Mental Hospital, Saanich		2,369.75	
		$23,083.00	
Material on hand, March 31st, 1928		3,271.72	
			$26,354.72
Costs—			
Material on hand, March 31st, 1927		$2,886.36	
Salaries—			
Tailors	$5,734.35		
Seamstresses	3,071.94		
		8,806.29	
Electric power	$50.00		
Electric light	30.00		
		80.00	
Material purchased, 1927–28		11,181.37	
			22,954.02
Profit on operations			$3,400.70

SHOEMAKER'S REPORT, 1927–28.

Mental Hospital, Essondale.

New work—		
6½ pairs men's boots	$61.00	
2 doz. key-straps	1.55	
		$62.55
Repairs—		
590 pairs men's boots	$1,250.40	
338 pairs men's slippers	289.85	
		1,540.25
		$1,602.80

Public Hospital for Insane, New Westminster.

New work—		
55 pairs men's boots	$364.00	
9 pairs men's slippers	36.00	
1 pair women's slippers	4.00	
2 doz. key-straps (long)	3.80	
		$407.80
Repairs—		
177 pairs men's boots	$381.65	
256 pairs women's shoes	311.85	
		693.50
		$1,101.30

Statement of Shoemaker-shop, 1927–28.

Production—		
For Public Hospital for Insane, New Westminster	$1,101.30	
For Mental Hospital, Essondale	1,602.80	
	$2,704.10	
Material on hand, March 31st, 1928	207.03	
		$2,911.13
Costs—		
Salary of Shoemaker	$1,380.00	
Material purchased	776.74	
Light and power	35.00	
Material on hand, March 31st, 1927	153.02	
		2,344.76
Profit on operations		$566.37

PRODUCTION TABLES.

Articles made by Female Patients, Year ended March 31st, 1928.

For Public Hospital for Insane, New Westminster.

Aprons	462	Table-cloths	69
Dresses	343	Towels	387
Chemises	385	Tray-cloths	44
Handkerchiefs	286	Pillow-slips	502
Neckties	254	Curtains, pairs	60
Mats	23	Bureau-covers	129
Petticoats	316	Caps, uniform	75
Sheets	599	Cuffs, pairs	114

ARTICLES MADE BY FEMALE PATIENTS, YEAR ENDED MARCH 31ST, 1928—*Continued.*

For Mental Hospital, Essondale.

Sheets	1,183	Table-cloths	130
Pillow-slips	1,235	Dresses	8
Roller-towels	673	Overalls (boys' F.M.), pairs	18
Hand-towels	186		

MENDING DONE BY FEMALE PATIENTS, 1927–28.

Aprons	2,084	Bed-ticks	236
Blankets	891	Undervests	1,559
Blouses	153	Top shirts	1,917
Chemises	805	Undershirts	2,490
Dresses	3,538	Drawers, pairs	6,733
Pillow-slips	258	Socks, pairs	15,048
Sheets	5,912	Hose, pairs	4,723
Skirts	881	Sweaters	155
Spreads	401	Overalls, pairs	18
Table-cloths	414	Coats	96
Towels	589		

WORK DONE BY PATIENTS AT ESSONDALE, 1927–28.

	Days.		Days.
General	3,220	Chores	979
Lawns	2,231	Stable	958
Coal and coke	1,390	Teaming	467
Dyke	2,646	Water-mains	180
Drains and ditches	390	Fences	339
Roads	609	Airing-court	592
Grading	1,916	Civil engineer	134
Clearing	442	Prune-orchard	343
Excavating	1,589	Cement blocks	205
Sand and gravel	282	Colony Farm	328
Rock	87		

WORK DONE BY PATIENTS AT NEW WESTMINSTER, 1927–28.

	Days.		Days.
Auto-truck	366	Piggery	2,092
Baker	1,014	Plaster and mason	638
Carpenter	1,506	Porter	561
Cemetery	618	Scullery	701
Dining-rooms	732	Shoemaker	367
Engineer	732	Tailor	600
Florist	383	Teamster	446
Gardener	2,370	Steward	301
Kitchen	2,673	Farmer	3,373
Laundry	2,036	Plumber	311
Lawns	2,655	Upholsterer	85
Wards	2,445	Oliver Park	1,317
Poultry	732		

WORK DONE BY TEAMS AT ESSONDALE, 1927–28.

	Days.		Days.
General	534	Rock	31
Dykes	47	Cordwood	11
Gravel and sand	100	Roads	36
Prune-orchard	52	Airing-court	27
Grade	127	Excavations	66

SUPPLIES PRODUCED AT NEW WESTMINSTER, 1927–28.

Fruit.

Apples, lb.	9,410	Red currants, lb.	540
Cherries, lb.	290	Black currants, lb.	135
Strawberries, lb.	195	Rhubarb, lb.	4,485
Raspberries, lb.	1,540	Plums, lb.	200
Gooseberries, lb.	170	Pears, lb.	85

Vegetables.

Green onions, lb.	3,855	Cucumbers, lb.	786
Dried onions, lb.	2,550	Parsnips, lb.	9,100
Ripe tomatoes, lb.	490	Turnips, lb.	1,720
Green tomatoes, lb.	1,400	Cauliflower, heads	100
Early potatoes, lb.	12,310	Radishes, bunches	40
Green peas, lb.	657	Pumpkins, lb.	140
Green corn, doz.	60	Spinach, lb.	2,265
Carrots, lb.	20,140	Mint, bunches	62
Beets, lb.	1,375	Parsley, bunches	68
Cabbage, lb.	5,500	Celery, heads	310
String beans, lb.	910	Sage, bunches	85
Lettuce, doz.	10,550	Vegetable marrow, lb.	740

Farm Produce.

Dressed pork, lb.	12,077	Dressed duck, lb.	216
Dressed chicken, lb.	385	Fresh eggs, doz.	1,519

SUPPLIES PRODUCED AT COLQUITZ, 1927–28.

Fruit.

Apples, lb.	3,806	Plums, lb.	290
Crab-apples, lb.	70	Loganberries, lb.	30
Black currants, lb.	53	Raspberries, lb.	776
White currants, lb.	135	Grapes, lb.	300
Pears, lb.	355		

Vegetables.

Butter beans, lb.	204	Lettuce, heads	1,105
String beans, lb.	241	Green onions, bunches	1,665
Broad beans, lb.	528	Dried onions, lb.	5,797
Scarlet runner beans, lb.	69	Parsnips, lb.	2,850
Beets, lb.	3,673	Pumpkins, lb.	760
Celery, lb.	830	Peas, lb.	639
Cabbage, lb.	2,710	Rhubarb, lb.	2,323
Red cabbage, lb.	85	Potatoes, lb.	38,294
Cauliflowers, heads	160	Tomatoes, lb.	1,995
Carrots, lb.	20,563	Artichokes, lb.	240
Cucumbers, lb.	108	Spinach, lb.	235
Corn, ears	4,081	Brussels sprouts, lb.	390
Leeks, lb.	390		

Farm Produce.

Pork, lb.	4,347	Rabbits, lb.	502
Veal, lb.	499	Eggs, doz.	674
Chickens, lb.	215	Milk, lb.	89,753
Ducks, lb.	39		

PART III.—COLONY FARM.

FARM SUPERINTENDENT'S REPORT.

ESSONDALE, B.C., October 10th, 1928.

A. L. Crease, Esq., M.D., C.M.,
Medical Superintendent, Mental Hospital, Essondale, B.C.

SIR,—The operations of Colony Farm for the year 1927 are shown fully in the accompanying tables.

Weather conditions during the year were very unfavourable, especially during the latter part of the growing season, and as a result some of our crops suffered severely. Oats in particular were a very poor grade and we were unable to bale a large proportion of the straw. The potato-crop, however, produced slightly above an average yield and a very fair sample.

The returns from the dairy and herd are considered satisfactory. We had on March 31st, 1928, 236 head of all ages. They were recently tested by an Inspector of the Dominion Health of Animals Branch. No reactors were found, so that the herd remains fully accredited. During the year a total of 1,365,990 lb. of milk was produced at a cost of $43,753.86, or 32.03 cents per gallon, a reduction of 0.11 cent per gallon from the preceding year. This cost includes all the cost of testing and pasteurizing, etc. The average production per cow during the year was 15,177.6 lb. milk and 483.9 lb. butter-fat.

The cost of general administration and maintenance was very high, due to the fact that threatened high water made it imperative to raise the dykes considerably. This was done at a cost of $7,800, chiefly for truck-hire. The cost for tending and reinstalling our electric power equipment was also a very heavy item. The farm buildings and equipment generally have been kept in good repair, but as the buildings grow old the cost of upkeep increases each year.

We still have on the Wilson Ranch a considerable tract of uncleared land, but owing to lack of funds we were unable to do any development-work during the past season. A new orchard, however, was planted to prunes, plums, and pears on a piece of practically wild land adjoining the Chronic Hospital. Beyond the initial cost of the trees and a little manure the expense was negligible, all the work being done by patient-labour. The growth in this orchard has been excellent and further extension in this direction could profitably be made.

Your obedient servant,

P. H. MOORE,
Farm Superintendent.

BURSAR'S REPORT ON COLONY FARM.

ESSONDALE, B.C., October 9th, 1928.

A. L. Crease, Esq., M.D., C.M.,
General Medical Superintendent of Mental Hospitals, Essondale, B.C.

SIR,—I have the honour to submit you herewith balance-sheet and profit and loss statement, together with cost sheets, for the Colony Farm for the fiscal year ended March 31st, 1928.

You will observe that the farm profit and loss statement shows a profit for the year of $19,543.09, after writing off loss and death of stock, as compared with a profit for the former year of $12,225.22, or an increase of $7,317.87. More substantial profits were made in the dairy department, truck-garden and nursery, potato-crop and cannery department.

This profit is made in the face of an increase of over $7,500 in the maintenance expenses, but this large increase was the result of the expense of raising the Colony Farm Dyke in anticipation of unusually high water which was predicted in the spring freshet.

The dairy production of milk was 1,365,990 lb. at an average cost of the production, pasteurizing, etc., of 32.03 cents per gallon, as against 32.14 cents per gallon last year and 35.94 cents for the year before, showing there is a gradual reduction in the production of this necessary commodity.

Inventories have increased about $6,000 over that of last year, principally in the cow department, which now shows 160 head, as compared with 131 last report. In the yearling department a heavy loss is shown of $3,226.40. This is the result of loss on transfer of young cows from this department to that of matured classes, at a revaluation, and accounts for this decrease, which, on the other hand, increases your production herd.

Hay-crop shows a much better yield per acre, at about one-third of the cost per ton, as compared with last year.

Hogs, as usual, show a nice profit of $6,672.26, while truck-garden and nursery had a profit of $15,838.13 and that of the cannery was $7,549.27.

You will note that the farm supplied Essondale Institution with farm and other produce to the amount of $105,475.76; New Westminster Institution with over $20,000; shrubs and trees to various schools and public institutions valued at $7,692.80; and remitted to the Treasury in collections from the sale of live stock and produce the sum of $139,487.73.

A study of the profit and loss statement and the cost of production sheets of each department will prove interesting to you.

All of which is respectfully submitted.

GOWAN MACGOWAN,
Bursar.

BALANCE-SHEET, COLONY FARM.

APRIL 1ST, 1927, TO MARCH 31ST, 1928.

Assets.

Land Account—		
Colony Farm	$107,697.13	
Wilson Annex	102,815.80	
		$210,512.93
Buildings and plant		206,402.68
Water system		4,311.25
Bridge		7,571.89
Fencing, pavement, etc.		68,818.67
Equipment		33,290.51
Live stock—		
Bulls, as per inventory, 6 head	$3,200.00	
Cows, as per inventory, 160 head	43,900.00	
Yearlings, as per inventory, 34 head	6,219.45	
Calves, as per inventory, 36 head	2,311.85	
Work-horses, as per inventory, 40 head	7,995.00	
Sheep, as per inventory, 106 head	2,748.00	
Hogs, as per inventory, 632 head, and stores on hand	12,498.55	
Poultry, as per inventory, 1,296 head, and stores on hand	1,562.75	
		80,435.60
Sundry inventories—		
Feed	$10,804.37	
Gasoline	30.60	
Cannery	6,107.45	
Cream	12.82	
Nursery	45,733.17	
		62,688.41
Accounts receivable		150.00
Growing Crops Apportionment Account		5,800.33
		$679,982.27

Liabilities.

Surplus Account		$677,594.95
Less Patient-labour Account, 1927–28		19,000.00
		$658,594.95
Profit to March 31st, 1927	$1,844.23	
Profit for year 1927–28	19,543.09	
		21,387.32
		$679,982.27



A DAY-ROOM, ACUTE BUILDING, ESSONDALE.

PROFIT AND LOSS ACCOUNT.

YEAR ENDED MARCH 31ST, 1928.

Departments	Debits.	Credits.	Loss (Deaths).	Loss.	Gain.	Acreage.	Costs.
Dairy and herds	$44,880.53	$59,796.23	.....	.....	$14,915.70	.....	
Cows	1,950.00	640.36	$625.00	$684.64	.....	.....	
Calves	2,521.50	1,738.18	188.20	595.12	.....	.....	
Yearlings	3,560.80	334.40	570.00	2,656.40	.....	.....	
Bulls	.....	50.00	.....	.....	50.00	.....	
Work-horses, sales and deaths	660.00	.....	.....	660.00	.....	.....	
Work-horses, Labour Account	18,465.65	23,438.00	.....	.....	4,972.35	.....	
Tractor	1,329.26	1,786.00	.....	.....	456.74	.....	
Sheep	4,992.21	5,790.42	.....	.....	798.21	.....	
Hogs	28,938.92	35,611.18	.....	.....	6,672.26	.....	
Poultry	5,188.46	4,955.45	.....	233.01	.....	.....	
Nursery	49,388.85	65,246.98	.....	.....	15,858.13	.....	
Crops—							Yield per acre—
Hay	1,704.30	3,412.00	.....	.....	1,707.70	70.00	4.65 tons; cost per ton, $5.23
Ensilage	2,435.50	3,494.50	.....	.....	1,059.00	86.75	8.05 ,, ,, 3.48
Onions	114.00	1,204.25	.....	.....	1,090.25	1.50	16.4 ,, ,, 4.61
Potatoes	6,363.57	16,163.40	.....	.....	9,799.83	51.00	15.78 ,, ,, 7.90
Rye	276.00	326.50	.....	.....	50.50	13.00	823 lb.; ,, 30.55
Oats	2,459.55	2,516.30	.....	.....	56.75	103.25	1,486 ,, ,, 29.26
Wheat	172.50	383.20	.....	.....	210.70	7.00	2,737 ,, ,, 19.00
Carrots	193.00	325.00	.....	.....	132.00	2.25	28.9 tons; ,, 2.95
Roots	1,726.25	2,224.00	.....	.....	497.75	19.00	23.4 ,, ,, 3.88
Pasturage	295.50	1,192.50	.....	.....	897.00	.....	
Cannery	8,417.13	15,966.40	.....	.....	7,549.27	.....	
Maintenance	40,109.53	.....	.....	40,109.53	.....	.....	
Exhibition expenses	909.15	.....	.....	909.15	.....	.....	
	$227,052.16	$246,595.25	$1,383.20	$45,847.85	$66,774.14	.....	
					45,847.85	.....	
					$20,926.29	Profit on operations (exclusive of deaths of stock and patient-labour).	
					1,383.20	Loss from deaths of stock.	
					$19,543.09	Profit for year.	

Patient-labour for year, $19,000.

DAIRY AND HERDS DEPARTMENT.

Profit and Loss Account, March 31st, 1928.

Expenses.		
Total expense for year	$43,947.73	
March 31st, 1927, inventory	4.80	
		$43,952.53
Production.		
Dairy produce supplies	$58,661.54	
Ice supplies	193.87	
Inventory, March 31st, 1928	12.82	
		58,868.23
Profit for year		$14,915.70

Production and Costs Account, March 31st, 1928.

			Production. Lb. Milk.
Dairy—			
Salaries and upkeep	$1,550.80		
Fuel	615.00		
		$2,165.80	
Test-cows—			
Salaries and upkeep	$3,778.59		
Feed	10,408.87		
Board of employees	1,661.00		
		15,848.46	
General herd—			
Salaries and upkeep	$7,552.98		
Horse-labour	406.00		
Feed	15,826.49		
Board of employees	2,485.00		
Pasturage	591.00		
		26,861.47	
		$44,875.73	
Less allowance for manure		928.00	
		$43,947.73	
March 31st, 1927, inventory		4.80	
Total cost		$43,952.53	1,365,990.0

Milk Production for Year 1927–28.

	Production. Lb.	Cost.
1927.		
April	108,170.8	$3,256.29
May	125,689.2	3,667.63
June	125,667.3	2,886.50
July	126,191.0	2,947.61
August	120,709.2	2,461.56
September	109,538.1	3,257.27
October	105,313.3	3,366.32
November	92,123.2	3,769.65
December	102,491.6	4,465.24
1928.		
January	110,505.1	4,713.71
February	114,808.2	4,981.06
March	124,783.0	3,981.02
	1,365,990.0	$43,753.86

Average cost of production, pasteurizing, etc., 32.03 cents per gallon.

BULL DEPARTMENT.

PROFIT AND LOSS ACCOUNT, MARCH 31ST, 1928.

March 31st, 1928. Increase in inventory $50.00

MATURE COW DEPARTMENT.

PROFIT AND LOSS ACCOUNT, MARCH 31ST, 1928.

	Name of Animal.	Asset Value.	Selling-price.	Remarks.
1927.				
May 31.	Springbrook Rose Countess	$75.00	$64.52	Butchered.
	Lulu Posch 3rd	100.00	.....	Destroyed.
July 31.	Colony Effie Koba	250.00	.....	Destroyed.
Oct. 31.	Colony Bessie McKinley	200.00	66.60	Butchered.
	Colony Butter Lass	75.00	60.84	Butchered.
	Colony Schuilling Pauline	75.00	78.92	Butchered.
Dec. 31.	Colony Poetess Korndyke 2nd	75.00	.....	Destroyed.
1928.				
Jan. 31.	Colony Butter Lass Koba	200.00	71.46	Butchered.
	Colony P. S. McKinley (Koin)	300.00	66.33	Butchered.
Feb. 29.	Thorndale Elsie Wayne	250.00	67.25	Butchered.
Mar. 31.	Colony Maud McKinley Koba	200.00	.....	Died.
	Gain on inventory	.....	100.00	
Jan. 31.	Colony Fleta Newman	150.00	64.44	Butchered.
		$1,950.00	$640.36	
		640.36		
	Loss	$1,309.64		

Abstract of Loss.

Loss by deaths and destroyed	$625.00
Loss by cows butchered	784.64
	$1,409.64
Less gain on inventory	100.00
Loss	$1,309.64

YEARLING DEPARTMENT.

PROFIT AND LOSS ACCOUNT, MARCH 31ST, 1928.

	Name of Animal.	Asset Value.	Selling-price.	Remarks.
1927.				
April 30.	Colony Koba McKinley 42nd	$131.20	$125.00	Sold.
Sept. 30.	Colony Segis Abbekerk	270.00	.....	Died.
1928.				
Jan. 31.	Colony Sena Koba	351.60	59.40	Butchered.
	Colony Koba McKinley 45th	204.00	150.00	Sold.
Mar. 31.	Colony Clare Posch	300.00	.....	Died.
	Loss on transfer to mature classes	2,304.00	.....	
		$3,560.80	$334.40	
		334.40		
	Loss	$3,226.40		

Abstract of Loss.

Loss on sales	$60.20
Loss by deaths	570.00
Loss by butchered	292.20
Loss on transfers	2,304.00
Loss	$3,226.40

CALVES DEPARTMENT.

Profit and Loss Account, March 31st, 1928.

	Name of Animal.	Asset Value.	Selling-price.	Remarks.
1927.				
April 7.	Colony Poet Posch Champion	$105.00	$150.00	Sold.
May 3.	Colony Koba McKinley 50th	30.60	17.46	Vealed.
	Colony Rag Sir Bessie	21.25	14.40	Vealed.
May 17.	Colony Wimple K. Segis DeKol	17.00	14.58	Vealed.
	Colony Vrouka K. Sir Bessie	17.00	17.10	Vealed.
May 24.	Colony Posch Segis DeKol	21.25	13.32	Vealed.
	Colony Posch Segis DeKol 2nd	21.25	12.24	Vealed.
	Colony Contest Sir Bessie	8.50	14.94	Vealed.
June 30.	Colony Ormsby Segis DeKol	27.00	12.00	Vealed.
	Colony Dellah Sir Bessie	18.00	13.05	Vealed.
	Colony Mercena Sir Bessie	23.40	12.00	Vealed.
	Colony Canary Segis DeKol 2nd	9.00	12.60	Vealed.
	Colony Butterboy Champion	154.80	.....	Replacement.
July 13.	Colony Koba McKinley 54th	18.00	10.80	Vealed.
	Colony Koba McKinley 55th	13.50	8.10	Vealed.
July 19.	Colony Grebegga Sir Bessie 2nd	18.00	12.15	Vealed.
	Colony Koba McKinley 56th	18.00	11.40	Vealed.
Aug. 31.	Colony Beets Segis DeKol	22.27	11.25	Vealed.
	Colony Posch Sir Bessie	17.82	10.80	Vealed.
	Colony Zorilda Sir Bessie	22.27	12.90	Vealed.
	Colony Wimple Sir Bessie	17.82	11.10	Vealed.
	Colony Koba McKinley 57th	17.82	13.05	Vealed.
Sept. 30.	Colony Georgie Segis DeKol	42.75	17.92	Vealed.
	Colony Koba McKinley 58th	17.10	15.04	Vealed.
Oct. 31.	Colony Cyclone Sir Bessie	22.95	13.76	Vealed.
	Colony Koba McKinley 53rd	98.90	100.00	Sold.
Nov. 30.	Colony Beulah Segis DeKol	17.00	12.75	Vealed.
Dec. 31.	Colony Kitty Koba	34.00	12.92	Vealed.
	Colony Aaggie Segis DeKol	17.00	12.92	Vealed.
	Colony Sir Segis DeKol	21.25	14.79	Vealed.
	Colony Marie Sir Bessie	25.50	.....	Died.
	Colony Vale Heilo	17.00	.....	Died.
1928.				
Jan. 31.	Colony Clare Sir Bessie 2nd	22.10	12.42	Vealed.
	Colony Daisy Segis DeKol	17.00	11.70	Vealed.
	Colony Daisy Canary	17.00	13.50	Vealed.
	Colony Netherland Segis Heilo	17.00	.....	Died.
	Colony Ianthe Sir Bessie	187.00	100.00	Exchanged.
	Colony Clare Sir Bessie	204.00	150.00	Exchanged.
	Colony Heilo Sir Bessie	204.00	125.00	Exchanged.
	Colony Koba McKinley 48th	204.00	225.00	Exchanged.
Feb. 29.	Colony 673A	18.00	14.58	Vealed.
	Colony 673B	18.00	12.06	Vealed.
	Colony 673C	18.00	13.50	Vealed.
	Colony 676D	18.00	13.68	Vealed.
	Colony Wayne Canary	63.00	.....	Died.
Mar. 31.	Colony 677A	17.50	9.60	Vealed.
	Colony 684A	17.50	9.20	Vealed.
	Colony 684B	17.50	9.00	Vealed.
	Colony 684D	17.50	14.80	Vealed.
	Colony 685A	17.50	13.20	Vealed.
	Colony Jannek Sir Bessie	220.00	125.00	Sold.
	Colony Calamity Sir Bessie	188.20	150.00	Sold.
	Colony Cora Heilo	65.70	.....	Destroyed.
	Sale of hides, etc.	.....	110.60	
		$2,521.50	$1,738.18	
		1,738.18		
	Loss	$783.32		



COLONY FARM FROM THE AIR, LOOKING NORTH.

CALVES DEPARTMENT—*Continued.*

PROFIT AND LOSS ACCOUNT, MARCH 31ST, 1928—*Continued.*

Abstract of Loss.

Loss by deaths	$188.20
Loss by butchered	397.02
Loss on sales	198.10
Loss	$783.32

WORK-HORSE DEPARTMENT.

SALES AND DEATHS ACCOUNT, MARCH 31ST, 1928.

Name of Animal.	Asset Value.	Selling-price.	Remarks.
1928.			
Feb. 29. Horse "Jimmy"	$100.00	.....	Destroyed.
Mar. 31. Loss on inventory	560.00	.....	
Loss	$660.00		

WORK-HORSE LABOUR ACCOUNT, MARCH 31ST, 1928.

Expenses.

Salaries and upkeep	$8,065.76	
Feed	7,594.89	
Board of employees	2,805.00	
		$18,465.65
Less credit for manure		232.00
		$18,233.65
Horse-labour charged to crops and other departments at 50 cents per horse-hour		23,206.00
Profit		$4,972.35

NOTE.—Against cost of $18,233.65, 46,414 hours of horse-labour were performed at a cost of 39⅓ cents per horse-hour.

HORSE-LABOUR PERFORMED, MARCH 31ST, 1928.

1927.	Hours.	Cost.
April	4,164	$1,398.40
May	4,018	1,493.34
June	4,452	1,380.75
July	4,033	2,271.54
August	3,770	1,280.99
September	3,537	1,252.72
October	3,696	1,484.68
November	3,566	1,470.33
December	3,492	1,469.07
1928.		
January	3,587	1,622.71
February	4280	1,539.64
March	3,819	1,801.48
	46,414	$18,465.65
Less credit for manure		232.00
Cost		$18,233.65

SHEEP DEPARTMENT.

Profit and Loss Account, March 31st, 1928.

Receipts.

By sales—		
Dividend, Canadian Co-operative Wool-growers	$1.60	
Pelts and wool sold	596.65	
Live sheep sold	736.00	
Lamb and mutton supplied Hospitals	1,684.06	
Lamb and mutton supplied farm employees	24.11	
Inventory, March 31st, 1928	2,748.00	
		$5,790.42

Expenses.

Feed	$421.82	
Vouchers	71.19	
Pasturage	359.00	
Sheep purchased	799.20	
Inventory, March 31st, 1927	3,341.00	
		4,992.21
Profit		$798.21

HOG DEPARTMENT.

Profit and Loss Account, March 31st, 1928.

Receipts.

By sales—			
Live hogs		$615.32	
Pork, bacon, etc., supplied New Westminster Hospital		1,651.30	
Pork, bacon, etc., supplied Essondale Hospital		20,296.18	
Sundry, supplied Colony Farm		549.83	
Inventory, March 31st, 1928—			
Bacon, feed, etc.	$477.55		
Hogs	12,021.00		
		12,498.55	
			$35,611.18

Expenses.

Salaries and upkeep	$3,525.57		
Board of employees	905.00		
Fuel	190.00		
Feed	11,660.10		
Horse-labour	769.00		
		$17,049.67	
Hogs purchased		50.00	
Inventory, March 31st, 1927		11,839.25	
			28,938.92
Profit			$6,672.26

POULTRY DEPARTMENT.

PROFIT AND LOSS ACCOUNT, MARCH 31ST, 1928.

Receipts.

8,375 doz. eggs supplied Essondale Hospital	$2,564.10	
2,388 lb. chicken supplied Essondale Hospital	763.73	
Supplies to New Westminster	13.00	
Supplies to Colony Farm	51.87	
	$3,392.70	
Inventory, March 31st, 1928	1,562.75	
		$4,955.45

Expenses.

Vouchers	$1,121.50	
Horse-labour	328.00	
Feed	1,884.53	
Board	360.00	
Fuel	60.00	
Inventory, March 31st, 1927	1,434.43	
		5,188.46
Loss		$233.01

CANNERY.

PROFIT AND LOSS ACCOUNT, MARCH 31ST, 1928.

Production.

Supplies to Essondale Hospital	$7,444.25	
Supplies to New Westminster Hospital	2,414.70	
Inventory, March 31st, 1928	6,107.45	
		$15,966.40

Expenses.

Repairs	$16.20	
Salaries	300.00	
Board	90.00	
Horse-labour	18.50	
Sugar, spices, etc.	1,135.15	
Cans and kits	765.46	
Fruit and vegetables	3,149.82	
Rent, capping-machine	56.50	
Fuel	60.00	
Inventory, March 31st, 1927	2,825.50	
		8,417.13
Profit		$7,549.27

TRUCK-GARDEN AND NURSERY.

PROFIT AND LOSS ACCOUNT, MARCH 31ST, 1928.

Receipts.

Sundry sales	$7.45	
Produce supplied Hospitals	11,082.53	
Fruit and vegetables supplied cannery	731.03	
Trees and shrubs supplied public institutions	7,692.80	
	$19,513.81	
Inventory, March 31st, 1928	45,733.17	
		$65,246.98
Carried forward		$65,246.98

TRUCK-GARDEN AND NURSERY—*Continued.*

Profit and Loss Account, March 31st, 1928—*Continued.*

Brought forward		$65,246.98
Expenses.		
Vouchers	$3,744.75	
Horse-labour	2,215.00	
Board of employees	840.00	
Fuel	100.00	
Fertilizer, etc.	1,210.50	
	$8,110.25	
Trees purchased	89.77	
Inventory, March 31st, 1927	41,188.83	
		49,388.85
Profit		$15,858.13

CROP DEPARTMENT.

Potatoes—Profit and Loss Account, March 31st, 1928.

Production.		
Yield of crop, 1,610,140 lb.		$16,163.40
Expenses.		
Ploughing	$562.50	
Manure and hauling	1,267.00	
Fertilizer	970.00	
Sundries	24.20	
Seed and planting	1,062.87	
Spraying	72.00	
Cultivating	1,265.50	
Digging and hauling	1,139.50	
		6,363.57
Profit		$9,799.83

Field No. 1, 19 acres; Field W.R. 1, 22 acres; Field W.R. 5, 10 acres; total, 51 acres. Yield per acre, 15.78 tons; cost per ton, $7.90.

Oats—Profit and Loss Account, March 31st, 1928.

Production.		
Yield of oats, 153,420 lb.	$2,301.30	
Yield of straw, 39,560 lb. (430 bales)	215.00	
		$2,516.30
Expenses.		
Ploughing	$416.50	
Seed and sowing	456.50	
Cultivating	421.50	
Fertilizer	481.50	
Sundries	63.55	
Cutting and hauling	620.00	
		2,459.55
Profit		$56.75

Field No. 3, 15 acres; Field No. 8, 19 acres; Field No. W.R. 1, 16 acres; Field No. W.R. 3, 34.75 acres; Field No. W.R. 4, 18.50 acres; total, 103.25 acres. Yield per acre, 1,486 lb. oats; cost per ton, $29.26.



KITCHEN AND SERVERY, ACUTE BUILDING, ESSONDALE.

CROP DEPARTMENT—*Continued.*

HAY—PROFIT AND LOSS ACCOUNT, MARCH 31ST, 1928.

Production.

Yield of hay, 651,700 lb.	$3,367.00	
Yield of green feed, 18,000 lb.	45.00	
		$3,412.00

Expenses.

Manure and hauling	$436.00	
Rolling	24.00	
Seed and sowing	729.80	
Cultivating	48.00	
Mowing and hauling	466.50	
		1,704.30
Profit		$1,707.70

Field W.R. 2, 25 acres; new land, 45 acres; total, 70 acres. Yield per acre, 4.65 tons; cost per ton, $5.23.

ENSILAGE—PROFIT AND LOSS ACCOUNT, MARCH 31ST, 1928.

Production.

Yield of clover, 408,000 lb.	$1,020.00	
Yield of peas, oats, and vetches, 649,800 lb.	1,624.50	
Yield of corn, 340,000 lb.	850.00	
		$3,494.50

Expenses.

Ploughing	$425.50	
Manure and hauling	403.00	
Seed and sowing	626.00	
Cultivating	279.00	
Mowing and hauling	702.00	
		2,435.50
Profit		$1,059.00

Field No. 6, 24 acres; new land, 25 acres; Field No. 7, 17.75 acres; Field No. 8, 20 acres; total, 86.75 acres. Yield per acre, 8.05 tons; cost per ton, $3.48.

ONIONS—PROFIT AND LOSS ACCOUNT, MARCH 31ST, 1928.

Production.

Yield, 1,855 bundles green onions	$92.75	
Yield, 49,400 lb. onions	1,111.50	
		$1,204.25

Expenses.

Manure and hauling	$32.00	
Ploughing	12.00	
Cultivating	20.00	
Fertilizer	38.00	
Hauling	12.00	
		114.00
Profit		$1.090.25

Field No. 6, 1.5 acres. Yield per acre, 16.4 tons; cost per ton, $4.61 (exclusive of patient-labour).

CROP DEPARTMENT—*Continued.*

Carrots—Profit and Loss Account, March 31st, 1928.

Production.

Yield, 130,000 lb.		$325.00

Expenses.

Ploughing	$21.00	
Fertilizer	50.00	
Seed and sowing	33.00	
Cultivating	35.00	
Hauling	54.00	
		193.00
Profit		$132.00

Field No. 1, 2.25 acres. Yield per acre, 28.9 tons; cost per ton, $2.95.

Roots—Profit and Loss Account, March 31st, 1928.

Production.

Yield, 889,600 lb.		$2,224.00

Expenses.

Ploughing	$188.00	
Manure and hauling	628.00	
Seed and sowing	140.50	
Cultivating	255.00	
Fertilizer	28.75	
Hauling	486.00	
		1,726.25
Profit		$497.75

Field No. 8, 19 acres. Yield per acre, 23.4 tons; cost per ton, $3.88.

Wheat—Profit and Loss Account, March 31st, 1928.

Production.

Yield, 19,160 lb.		$383.20

Expenses.

Ploughing	$49.00	
Seeding	32.50	
Cultivating	36.00	
Cutting and hauling	55.00	
		172.50
Profit		$210.70

Field No. 3, 7 acres. Yield per acre, 2,737 lb.; cost per ton, $19.

TRACTOR ACCOUNT.

PROFIT AND LOSS ACCOUNT, MARCH 31ST, 1928.

893 hours' work		$1,786.00
Expenses.		
Salaries, etc.	$715.00	
Board of employees	110.00	
Repairs	178.34	
Oil and gasoline	325.92	
		1,329.26
Profit		$456.74

GENERAL EXPENSES OF MAINTENANCE AND ADMINISTRATION.

PROFIT AND LOSS ACCOUNT, MARCH 31ST, 1928.

Expenses.	
Salaries and vouchers	$31,537.91
Horse-labour	1,563.00
Dairy supplies to employees	1,134.46
Sundry supplies to employees	167.30
Board	960.00
Fuel	507.50
	$35,870.17
Proportion headquarters expenses	1,810.52
General repairs (through Public Works Department)	2,428.84
Loss	$40,109.53

MISCELLANEOUS STATEMENTS, INVENTORIES, ETC.

ESSONDALE HOSPITAL—PRODUCE SUPPLIED BY COLONY FARM, MARCH 31ST, 1928.

Dairy produce—		
Milk, 855,142.5 lb.	$38,481.38	
Butter, 1,775.5 lb.	887.75	
Cream, 1,632.0 lb.	489.59	
Buttermilk, 2,690 lb.	53.80	
		$39,912.52
Meats—		
Beef, 6,376 lb.	$573.84	
Veal, 2,834 lb.	476.15	
Mutton, 3,469 lb.	564.20	
Lamb, 5,082 lb.	1,114.86	
Pork roasts, 33,355 lb.	10,006.50	
Liver, etc., 13,944 lb.	1,394.40	
Sausage, 9,126 lb.	2,284.00	
Bacon and ham, 12,830 lb.	5,083.36	
Sundries	184.32	
Lard, 5,158 lb.	1,370.45	
		23,052.08
Carried forward		$62,964.60

MISCELLANEOUS STATEMENTS, INVENTORIES, ETC.—*Continued.*

Essondale Hospital—Produce supplied by Colony Farm, March 31st, 1928—*Continued.*

Brought forward		$62,964.60
Poultry—		
Eggs, 8,375 dozen	$2,564.10	
Chicken, 2,388 lb.	763.73	
		3,327.83
Fruit and vegetables—		
Fresh	$24,664.48	
Canned	7,444.25	
		32,108.73
Sundries—		
Horse-labour	$6,612.00	
Gasoline	112.60	
Ice	174.00	
Shrubs and trees	176.00	
		7,074.60
Total		$105,475.76

New Westminster Hospital—Produce supplied by Colony Farm, March 31st, 1928.

Dairy produce—		
Milk, 231,685 lb.	$10,425.82	
Cream, 916 lb.	274.80	
		$10,700.62
Meats—Pork, 12,077 lb.		1,641.30
Fruit and vegetables—		
Fresh	$3,977.95	
Canned	2,414.70	
		6,392.65
Sundries—		
Horse-labour	$2,100.00	
Miscellaneous	121.75	
		2,221.75
Total		$20,956.32

Accounts receivable, March 31st, 1928.

Sundry amounts due for live stock, etc., sold,	$150.00

Remittances to Treasury, March 31st, 1928.

Sundry remittances to Treasury during the year 1927-28 in payment of live stock and produce sales	$139,487.73

MISCELLANEOUS STATEMENTS, INVENTORIES, ETC.—*Continued.*

Shrubs and Trees supplied Schools and Public Institutions by Colony Farm Nursery, March 31st, 1928.

School Board—	
Terrace	$73.80
Ashcroft	24.00
Slocan City	74.60
Grand Forks	117.50
Nelson	45.00
Cranbrook	48.00
Cloverdale	31.20
West Vancouver	98.20
District of North Vancouver	16.00
Point Grey	979.50
Duncan	18.00
Matsqui	51.00
North Bend	36.00
Maple Ridge	123.75
Burnaby	391.50
Ladner	49.75
Courtenay	71.00
Creston	86.25
Grindrod	27.50
Dewdney	66.00
Sidney	240.00
Kelowna	94.75
Canoe	110.50
Salmon Arm	45.00
North Vancouver	228.00
Mission	487.00
Parks Board, Municipality of South Vancouver	1,244.00
Tranquille Sanatorium	355.95
Government Agent, Golden	42.00
Provincial Industrial School for Boys	107.50
Oliver Park, New Westminster	1,437.55
Oakalla Prison Farm	58.00
Shaughnessy Military Hospital	156.00
Provincial Normal School, Victoria	151.50
Queen Alexandra Sanatorium	506.50
Total	$7,692.80

Colony Farm Nursery—Summary of Inventories, March 31st, 1928.

Deciduous ornamental trees	$15,033.27
Shrubs and small trees	6,552.50
Climbing plants and vines	511.50
Evergreen trees and shrubs	7,912.75
Reeds and grasses	275.00
Herbaceous perennials, bulbs, etc.	1,338.50
Seedlings and young stock	836.70
Evergreen trees and shrubs, young stock	1,744.90
Cuttings, grafts, and budded stock	44.75
Grafts and buds	175.50
Carried forward	$34,425.37

MISCELLANEOUS STATEMENTS, INVENTORIES, ETC.—*Continued.*

Colony Farm Nursery—Summary of Inventories, March 31st, 1928—*Continued.*

Brought forward		$34,425.37
Orchard and small fruits—		
Prune and plum trees	$1,217.50	
Cherry-trees	234.00	
Pear-trees	553.00	
Apple-trees	2,137.25	
Black currants	901.00	
Red currants	790.00	
Raspberries, blackberries, etc.	1,619.80	
Strawberries	1,819.50	
		9,272.05
Bees and bee supplies		567.75
Vegetables, etc., in storage		1,468.00
Total		$45,733.17

Summary of Equipment Inventories, March 31st, 1928.

Dairy equipment	$6,426.50
Horse and cattle barns	1,735.50
Farm implements	8,368.50
Pumping and land-clearing	10,775.00
Fire equipment	1,585.50
Cannery equipment	1,025.00
Piggery and butcher-shop	383.00
Carpenter and blacksmith shops	1,024.25
Nursery and piggery	1,967.26
Total	$33,290.51

Inventory of Cows (Holstein-Friesian), March 31st, 1928.

Reg. No.	Name.	
32361	Colony Georgie Korndyke, 13 years and 6 months old	$75.00
31842	Deirdre Douglass Segis, 14 years and 2 months old	150.00
38776	Colony Beets Newman, 11 years and 10 months old	100.00
41653	Colony Minnie Segis, 12 years and 2 months old	75.00
52825	Colony McKinley Beulah, 10 years and 8 months old	400.00
25833	Madam Bessie Posch, 13 years and 9 months old	100.00
50292	Colony Canary McKinley, 11 years and 2 months old	100.00
50289	Colony Wayne McKinley, 11 years and 9 months old	350.00
52833	Colony Beulah McKinley, 10 years and 7 months old	200.00
62389	Colony Ianthe McKinley, 9 years and 2 months old	200.00
67855	Colony Faforit Newman, 9 years and 2 months old	300.00
74111	Beaverland Lady Pauline, 10 years and 1 month old	400.00
50277	S.C.M. Ella Mechthilde, 10 years and 6 months old	200.00
67856	Colony Cora McKinley, 9 years and 4 months old	100.00
70844	Colony Cyclone Ormsby, 8 years and 8 months old	300.00
75673	Colony Jannek Ormsby, 8 years and 3 months old	600.00
80511	Colony Faforit Ormsby, 8 years and 1 month old	150.00
74108	Beaverland Grace Posch, 8 years and 10 months old	250.00
74109	Beaverland Canary Pauline, 7 years and 7 months old	200.00
	Carried forward	$4,250.00



PROVINCIAL MENTAL HOME, SAANICH, B.C.

MISCELLANEOUS STATEMENTS, INVENTORIES, ETC.—*Continued.*

INVENTORY OF COWS (HOLSTEIN-FRIESIAN), MARCH 31ST, 1928—*Continued.*

Reg. No.	Name.	
	Brought forward	$4,250.00
80649	Beaverland Julia Pauline, 8 years and 1 month old	75.00
80647	Beaverland Grace Pauline, 8 years old	150.00
75674	Colony M. Poetess McKinley, 8 years and 2 months old	150.00
80510	Colony Beets Perfection, 7 years and 10 months old	600.00
80506	Colony Wayne Perfection, 7 years and 10 months old	1,000.00
86419	Colony Alma Korndyke Newman, 7 years and 8 months old	350.00
86416	Colony Grebegga Pauline, 7 years and 6 months old	200.00
86415	Colony Victoria Pauline, 7 years and 6 months old	300.00
86420	Colony Morag McKinley, 7 years and 5 months old	500.00
86418	Colony Lady Pauline, 7 years and 4 months old	250.00
92132	Colony Clare McKinley, 7 years and 2 months old	200.00
92133	Colony Wimple McKinley, 7 years old	300.00
92129	Colony Effie Pauline, 7 years old	300.00
95247	Colony Belle Newman, 6 years and 9 months old	300.00
95254	Colony Clothilde Pauline, 6 years and 9 months old	300.00
95253	Colony July Pauline, 6 years and 9 months old	300.00
95245	Colony Georgie Pauline, 6 years and 6 months old	500.00
95250	Colony Flood Countess, 6 years and 5 months old	350.00
95248	Colony Contest Newman, 6 years and 5 months old	150.00
95251	Colony Grace Countess, 6 years and 4 months old	100.00
102057	Colony Lulu Pauline, 6 years old	300.00
100436	Kitty Canary, 6 years and 5 months old	300.00
102056	Colony Rag Newman, 5 years and 8 months old	250.00
102053	Colony Tensen Posch, 5 years and 10 months old	300.00
102052	Colony Aaggie Posch, 5 years and 10 months old	250.00
102050	Colony Netherland Pauline, 5 years and 10 months old	150.00
105242	Colony Ianthe Pauline, 5 years and 7 months old	400.00
105238	Colony Wimple Koba, 5 years and 5 months old	500.00
105239	Colony Netherland Segis Koba, 5 years and 4 months old	300.00
109739	Colony Vrouka Segis Koba, 5 years and 3 months old	400.00
109737	Colony Vale Korndyke Koba, 5 years and 3 months old	700.00
109736	Colony Aaggie Koba, 5 years and 3 months old	100.00
109740	Colony Contest Aaggie, 5 years and 3 months old	350.00
109742	Colony Marie Koba, 5 years and 2 months old	200.00
112075	Colony Korndyke Koba, 5 years old	350.00
112076	Colony Maud Koba, 5 years old	100.00
112073	Colony Effie Posch, 4 years and 11 months old	300.00
112077	Colony Calamity Koba, 4 years and 10 months old	250.00
113983	Colony Madam Pauline, 4 years and 9 months old	250.00
113987	Colony Ena DeKol Pauline, 4 years and 9 months old	250.00
113986	Colony Sadie Aaggie (twin), 4 years and 8 months old	300.00
113985	Colony Canary Aaggie (twin), 4 years and 8 months old	200.00
113988	Colony Segis Aaggie, 4 years and 8 months old	300.00
113984	Colony Morag Koba, 4 years and 7 months old	500.00
118088	Colony Clothilde Koba, 4 years and 6 months old	250.00
118079	Colony Ianthe Johanna, 4 years and 6 months old	250.00
118089	Colony Julia Koba, 4 years and 5 months old	300.00
118850	Colony Dellah Koba, 4 years and 5 months old	400.00
118080	Colony Grace Koba, 4 years and 5 months old	200.00
118081	Colony Vrouka Koba, 4 years and 4 months old	300.00
118082	Colony Vrouka DeKol Koba, 4 years and 4 months old	400.00
	Carried forward	$20,025.00

MISCELLANEOUS STATEMENTS, INVENTORIES, ETC.—*Continued.*

INVENTORY OF COWS (HOLSTEIN-FRIESIAN), MARCH 31ST, 1928—*Continued.*

	Brought forward	$20,025.00
Reg. No.	Name.	
118083	Colony Wayne Koba, 4 years and 3 months old	250.00
118084	Colony DeKol Queenie Koba, 4 years and 3 months old	400.00
118086	Colony Deirdre Koba (twin), 4 years and 3 months old	500.00
118087	Colony Miranda Koba (twin), 4 years and 3 months old	500.00
125235	Colony Grace Abbekerk, 4 years and 2 months old	350.00
125233	Colony Pietje Abbekerk, 4 years and 2 months old	300.00
125232	Colony Faforit Newman Koba, 4 years and 2 months old	350.00
125231	Colony Jannek Koba, 4 years old	300.00
125228	Colony Schuiling Abbekerk, 4 years old	150.00
125229	Colony Beets Koba, 4 years old	300.00
125230	Colony Segis Elsie Koba, 4 years old	350.00
125223	Colony Lady Abbekerk, 4 years old	200.00
126474	Colony Cyclone Koba, 3 years and 11 months old	300.00
125227	Colony Poetess Korndyke Koba, 3 years and 11 months old	300.00
125225	Colony Vrouka Abbekerk, 3 years and 10 months old	300.00
125224	Colony Lass Koba, 3 years and 10 months old	300.00
128614	Colony Georgie Abbekerk, 3 years and 9 months old	250.00
128606	Colony Madam Koba (twin), 3 years and 9 months old	400.00
128607	Colony Bessie Koba (twin), 3 years and 9 months old	200.00
128613	Colony Daisy Abbekerk, 3 years and 8 months old	250.00
128608	Colony Fayne Calamity Koba, 3 years and 8 months old	200.00
128610	Colony Butter Girl Koba, 3 years and 7 months old	400.00
128612	Colony Tenson Posch Koba, 3 years and 6 months old	300.00
133795	Colony Alma Korndyke Koba, 3 years and 6 months old	300.00
122791	Colony Ianthe P. Abbekerk, 3 years and 5 months old	300.00
122796	Colony Julip Koba, 3 years and 4 months old	250.00
133797	Colony Grace Pauline Koba, 3 years and 4 months old	250.00
122799	Colony Netherland Segis Burke, 3 years and 3 months old	350.00
133800	Colony Aaggie Burke, 3 years and 3 months old	300.00
141501	Nicomekl Gracie Zarilda, 3 years and 3 months old	350.00
133798	Colony Vrouka Newman Koba, 3 years and 2 months old	300.00
133792	Colony Grebegga Koba, 3 years and 2 months old	200.00
133793	Colony Grace Posch Koba, 3 years and 2 months old	300.00
133794	Colony Wayne Newman Koba, 3 years and 2 months old	300.00
137920	Colony Wimple K. Abbekerk, 3 years and 1 month old	350.00
137921	Colony Contest Canary, 3 years old	350.00
137922	Colony Lass P. Koba, 3 years old	400.00
137919	Colony Daisy McKinley Abbekerk, 3 years old	300.00
137923	Colony Grebegga Pauline Koba, 3 years old	200.00
137924	Colony Cyclone Ormsby Koba, 3 years old	200.00
137918	Colony Vrouka Jane Abbekerk, 3 years old	300.00
140363	Colony Beets Abbekerk, 2 years and 11 months old	200.00
137925	Colony Zarilda Koba, 2 years and 11 months old	300.00
140364	Colony Wimple Abbekerk, 2 years and 10 months old	300.00
140365	Colony Beulah Abbekerk, 2 years and 10 months old	300.00
140361	Colony Lady Canary, 2 years and 10 months old	350.00
140362	Colony Ianthe Abbekerk, 2 years and 9 months old	250.00
140366	Colony Vale Abbekerk, 2 years and 9 months old	500.00
140355	Colony Colantha Koba, 2 years and 8 months old	200.00
140357	Colony Minnie Koba, 2 years and 8 months old	200.00
140358	Colony Faforit Segis Koba, 2 years and 8 months old	200.00
	Carried forward	$35,275.00

MISCELLANEOUS STATEMENTS, INVENTORIES, ETC.—*Continued.*

INVENTORY OF COWS (HOLSTEIN-FRIESIAN), MARCH 31ST, 1928—*Continued.*

	Brought forward	$35,275.00
Reg. No.	Name.	
140360	Colony Madam Canary, 2 years and 7 months old	300.00
145234	Colony Ena DeKol Abbekerk, 2 years and 6 months old	150.00
145237	Colony Madam B. Koba, 2 years and 5 months old	250.00
145244	Colony Korndyke Abbekerk, 2 years and 5 months old	250.00
145250	Colony Poetess Aaggie Posch, 2 years and 5 months old	250.00
145766	Colony Tensen Koba, 2 years and 5 months old	250.00
145248	Colony Ianthe J. Canary, 2 years and 5 months old	250.00
142166	Nicomekl Zarilda Butter Girl, 2 years and 5 months old	250.00
145249	Colony Effie Canary, 2 years and 4 months old	300.00
145240	Colony Clothilde Abbekerk, 2 years and 4 months old	300.00
145238	Colony Pearl Koba, 2 years and 4 months old	300.00
145242	Colony Grace Koba Abbekerk, 2 years and 3 months old	150.00
145245	Colony Pietje Canary, 2 years and 3 months old	200.00
145246	Colony Grace Canary, 2 years and 2 months old	200.00
145247	Colony Clothilde Canary, 2 years and 2 months old	200.00
145239	Colony Effie Pauline Koba, 2 years and 2 months old	250.00
150995	Colony Ianthe P. Canary, 2 years and 2 months old	300.00
150990	Colony Grace Flora Koba, 2 years and 2 months old	300.00
150986	Colony Netherland Koba, 2 years and 2 months old	300.00
150998	Colony Beets Canary, 2 years and 2 months old	250.00
150985	Colony Morag Canary, 2 years and 1 month old	75.00
150996	Colony Fleta Canary, 2 years and 1 month old	200.00
150997	Colony Ella Canary, 2 years and 1 month old	200.00
150991	Colony Grebegga Posch Koba, 2 years and 1 month old	200.00
150994	Colony Deirdre Posch, 2 years and 1 month old	200.00
150992	Colony Dusky Lass Koba, 2 years old	200.00
150988	Colony Elsie Posch Koba, 2 years old	200.00
150987	Colony Flood Koba, 2 years old	200.00
150989	Colony Lulu Koba, 1 year and 11 months old	250.00
154910	Colony Ormsby Koba, 1 year and 10 months old	200.00
154911	Colony Butter Belle Koba, 1 year and 10 months old	200.00
154912	Colony Beulah DeKol Koba, 1 year and 10 months old	200.00
154909	Colony Marie Abbekerk, 1 year and 9 months old	200.00
154908	Colony Cyclone Abbekerk, 1 year and 9 months old	200.00
154903	Colony Esther Canary, 1 year and 9 months old	150.00
154907	Colony Julia Abbekerk, 1 year and 9 months old	150.00
154914	Colony Jannek Abbekerk, 1 year and 9 months old	200.00
154906	Colony Segis Elsie Abbekerk, 1 year and 8 months old	200.00
154905	Colony Beulah McKinley Abbekerk, 1 year and 8 months old	200.00
	Total value (160 head)	$43,900.00

INVENTORY OF YEARLINGS (HOLSTEIN-FRIESIAN), MARCH 31ST, 1928.

154913 Colony Georgie Koba, 1 year and 8 months old.
154904 Colony Vale Koba Abbekerk, 1 year and 7 months old.
163596 Colony Morag McKinley Koba, 1 year and 5 months old.
163598 Colony Tensen Canary, 1 year and 4 months old.
163597 Colony Ianthe Johanna Canary, 1 year and 4 months old.
163595 Colony Georgie Pauline Koba, 1 year and 4 months old.
163505 Colony Maud Heilo, 1 year and 4 months old.
163604 Colony Tensen Posch Heilo, 1 year and 3 months old.
163599 Colony Faforit Canary, 1 year and 3 months old.

MISCELLANEOUS STATEMENTS, INVENTORIES, ETC.—*Continued.*

Inventory of Yearlings (Holstein-Friesian), March 31st, 1928—*Continued.*

Reg. No.	Name.
163607	Colony Ianthe Posch Heilo, 1 year and 3 months old.
163608	Colony Julip Heilo, 1 year and 3 months old.
163603	Colony Poetess Abbekerk, 1 year and 3 months old.
163602	Colony Cora Abbekerk, 1 year and 3 months old.
163594	Colony Grebegga Gretchan Koba, 1 year and 2 months old.
163606	Colony Grace Koba Heilo, 1 year and 2 months old.
163601	Colony Bessie Abbekerk, 1 year and 2 months old.
163610	Colony Sadie Heilo, 1 year and 2 months old.
163611	Colony Aaggie Burke Heilo, 1 year and 2 months old.
163600	Colony Fleta Newman Canary, 1 year and 1 month old.
163593	Colony Ella Mechthilde Canary, 1 year and 1 month old.
163609	Colony Jemima Heilo, 1 year and 1 month old.
72441	Colony Koba McKinley 52nd, 1 year old.
167162	Colony Minnie Canary, 1 year old.
167163	Colony July Koba, 11 months old.
167159	Colony Lass P. Heilo, 11 months old.
167164	Colony Cyclone DeKol Koba, 11 months old.
167156	Colony Lulu Heilo (twin), 10 months old.
167157	Colony Lulu Posch Heilo (twin), 10 months old.
167165	Colony Flood Countess Koba, 10 months old.
167161	Colony Grace Abbekerk Canary, 10 months old.
173357	Colony Rag Newman Koba, 10 months old.
167158	Colony Vrouka DeKol Heilo, 10 months old.
167160	Colony Lulu Canary, 9 months old.
171998	Colony Vrouka Jane Canary, 9 months old.

Value of 34 head at cost of raising, $6,219.45.

Inventory of Calves (Holstein-Friesian), March 31st, 1928.

73927	Colony Sir Bessie Heilo, 7 months old.
171992	Colony Jannek Koba Heilo, 7 months old.
73928	Colony Wimple Sir Bessie, 6½ months old.
171993	Colony Segis Elsie Heilo, 6 months old.
171994	Colony Morag Heilo, 5½ months old.
171995	Colony Clothilde Heilo, 5¼ months old.
.....	Colony Posch Sir Bessie, 4½ months old.
171996	Colony Gracie Zarilda, 4¼ months old.
171997	Colony Daisy McKinley Canary, 4¼ months old.
171991	Colony Wayne Heilo, 4¼ months old.
.....	Colony Fayne Sir Bessie, 3½ months old.
.....	Colony Tensen Heilo, 3½ months old.
.....	Colony Tensen Posch Canary, 3½ months old.
.....	Colony Vale Champion, 3¼ months old.
.....	Colony Alma Heilo, 3 months old.
.....	Colony Koba McKinley 59th, 2½ months old.
.....	Colony Jannek Heilo, 2½ months old.
.....	Colony Poetess Aaggie Heilo, 2½ months old.
.....	Colony Victoria Koba, 2 months old.
.....	Colony Grace Heilo, 2 months old.
.....	Colony Grebegga Abby Koba, 2 months old.
.....	Colony Ella Creamella Canary, 2 months old.
.....	Colony Ianthe Abbekerk Heilo, 1¾ months old.
.....	Colony Netherland Burke Heilo, 1¾ months old.
.....	Colony Julip Koba Heilo, 1¾ months old.
.....	Colony Miranda Heilo, 1½ months old.

MISCELLANEOUS STATEMENTS, INVENTORIES, ETC.—*Continued.*

INVENTORY OF CALVES (HOLSTEIN-FRIESIAN), MARCH 31ST, 1928—*Continued.*

Reg. No.	Name.
.....	Colony Julia Pauline Koba, 1¼ months old.
.....	Colony Faforit Sir Bessie, ¾ month old.
.....	Colony Ianthe J. Colantha, ½ month old.
.....	Colony Pietje Heilo, ½ month old.
.....	Colony Clothilde Abbekerk Canary, ½ month old.
.....	Colony Pearl Colantha, ¼ month old.
.....	Colony 690A, ¼ month old.
.....	Colony Aaggie Heilo, ¼ month old.
.....	Colony DeKol Sir Bessie.
.....	Colony 692B.

Value of 36 head at cost of raising, $2,311.85.

INVENTORY OF HERD BULLS, MARCH 31ST, 1928.

31520	Colony Koba McKinley, 11 years and 3 months old	$500.00
53787	Colony Posch Champion 5th, 6 years old	500.00
57703	Colony Koba McKinley 10th, 4 years and 8 months old	650.00
66155	Hazelwood Heilo Sir Bessie, 3 years and 3 months old	700.00
70275	Sir Romeo Mildred Colanthe 6th, 1 year and 10 months old	550.00
70850	Strathmore Wayne McKinley, 1 year and 9 months old	300.00
	Total value (6 head)	$3,200.00

INVENTORY OF WORK-HORSES, MARCH 31ST, 1928.

Farm—

Scotty (Colony Pride), 15 years old	$250.00
Colony Mintmaster (brown gelding), 10 years old	250.00
Jerry 2nd (No. 6 brown gelding), 14 years old	175.00
Levi (express, grey), 24 years old	50.00
Repertoire (pony), 26 years old	5.00
Kate (roan mare), 11 years old	250.00
Dan (roan gelding), 10 years old	250.00
Blossom (roan mare), 11 years old	250.00
Colony Lady Pride (Clyde mare), 9 years old	350.00
Colony Lady Dunure (Clyde mare), 9 years old	300.00
Flash Rosary (Clyde mare), 17 years old	150.00
Colony Begg Princess (Clyde mare), 8 years old	500.00
Colony Opal's Queen (Clyde mare), 8 years old	250.00
Colony Drumburle Prince (bay gelding), 8 years old	200.00
King (driver), 8 years old	200.00
Charlie (brown gelding), 11 years old	225.00
Bob (Doris' colt), 7 years old	250.00
Lily (black mare), 6 years old	200.00
Sandy (black gelding), 9 years old	200.00
Joe (black gelding), 8 years old	250.00
Clyde (bay gelding), 9 years old	250.00
Mack (bay gelding), 8 years old	200.00
Jolly (brown gelding), 6 years old	250.00
Star (brown gelding), 6 years old	250.00
Colony Queen of the Ring, 4 years old	400.00
Colony Dunure Lens, 3 years old	300.00
Colony Lady Lens, 2 years old	200.00
Nellie (grade filly), 2 years old	125.00
Colony Cherry Blossom, 1 year old	75.00
Colony Music Hall, 2 weeks old	40.00
Carried forward	$6,645.00

MISCELLANEOUS STATEMENTS, INVENTORIES, ETC.—*Continued.*

Inventory of Work-horses, March 31st, 1928—*Continued.*

Brought forward	$6,645.00
Hill Stable—	
Barney (bay gelding), 12 years old	25.00
Jock (bay gelding), 12 years old	200.00
Nigger (black gelding), 14 years old	150.00
Pete 2nd (black gelding), 14 years old	200.00
Tommy (bay gelding), 16 years old	50.00
Glen (McKay gelding), 17 years old	125.00
McTavish (chestnut gelding), 13 years old	75.00
Prince (chestnut gelding), 13 years old	100.00
City Institution—	
Dick (bay gelding), 10 years old	200.00
Frank (brown gelding), 11 years old	225.00
Total value (40 head)	$7,995.00

Inventory of Hogs, March 31st, 1928.

Essondale Piggery.

	Date of Birth.	
Breeding stock (boars)—		
Agassiz Daredevil, 99664	Mar. 9, 1924	$40.00
Montvic Nonpareil, 111092	Oct. 7, 1925	75.00
Orchard Grove Pat 83, 117111	Nov. 23, 1925	100.00
Eaton Hall 44, 124014	Feb. 22, 1927	40.00
Brandon A.F. 351, 130234	July 24, 1927	50.00
Colony Perfecto, 123031	July 12, 1926	50.00
Breeding stock (sows)—		
Colony Maid 2, 97483	Aug. 31, 1925	50.00
Colony Maid 3, 97484	Aug. 31, 1925	50.00
Colony Maid 4, 97495	Aug. 31, 1925	50.00
Colony Vera, 97486	Sept. 5, 1925	35.00
Colony Vera 4, 106309	July 16, 1924	45.00
Colony Maid 5, 106300	June 20, 1924	75.00
Colony Maid 6, 106301	June 20, 1924	75.00
Colony Maid 7, 106302	June 20, 1924	75.00
Colony Maid 8, 106303	June 20, 1924	65.00
Colony Maid 9, 106304	June 20, 1924	65.00
Colony Maid 10, 106305	June 20, 1924	65.00
Colony Maid 12, 106307	June 20, 1924	45.00
Colony Gipsey, 106294	July 28, 1924	75.00
Colony Gipsey 4, 113754	Feb. 5, 1925	65.00
Colony Gipsey 5, 113755	Feb. 5, 1925	65.00
Colony Gipsey 6, 113756	Feb. 5, 1925	65.00
Colony Gipsey 7, 113757	Feb. 5, 1925	65.00
Colony Vera 6, 113751	Jan. 28, 1925	60.00
Colony Vera 7, 113752	Jan. 28, 1925	60.00
Colony Perfect Queen, 112939	Nov. 2, 1924	60.00
Colony Ruby 2, 112496	Oct. 26, 1924	60.00
Colony Rachel, 112492	Nov. 21, 1924	60.00
Colony Maid 13, 113748	Feb. 3, 1925	65.00
Colony Maid 14, 113749	Feb. 3, 1925	65.00
Colony Myrtle, 112935	Oct. 16, 1924	65.00
Colony Ruby 7, 13020	April 6, 1926	45.00
Colony Ruby 8, 123021	April 6, 1926	45.00
Carried forward		$1,970.00

MISCELLANEOUS STATEMENTS, INVENTORIES, ETC.—*Continued.*

INVENTORY OF HOGS, MARCH 31ST, 1928—*Continued.*

Essondale Piggery—Continued.

	Date of Birth.	
Brought forward		$1,970.00
Breeding stock (sows)—*Continued.*		
Colony Kate 2, 123023	May 8, 1926	45.00
Colony Mina 5, 123024	June 1, 1926	45.00
Colony Mina 6, 123025	June 1, 1926	45.00
Colony Maid 18, 123027	April 30, 1926	45.00
Colony Niome, 123028	Mar. 29, 1926	45.00
Colony Blanche 2, 116391	Aug. 16, 1925	65.00
Colony Blanche 3, 116392	Aug. 16, 1925	65.00
Colony Barbara 3, 125370	July 8, 1926	50.00
Colony Barbara 4, 125371	July 8, 1926	50.00
Colony Barbara 5, 125369	July 8, 1926	50.00
Colony Best Maid 6, 125377	June 28, 1926	50.00
Colony Minx 4, 130270	April 17, 1927	40.00
Colony Minx 5, 130271	April 17, 1927	40.00
Colony Peggie 2, 125374	Aug. 11, 1926	50.00
Colony Peggie 3, 125375	Aug. 11, 1926	50.00
Colony Gipsy Sue 7, 127719	Jan. 25, 1927	40.00
Colony Gipsy Sue 8, 127720	Jan. 25, 1927	40.00
Colony Gipsy Sue 9, 127721	Jan. 25, 1927	40.00
Colony Gipsy Sue 10, 127722	Jan. 25, 1927	40.00
Colony Princess 8, 127715	Jan. 1, 1927	40.00
Colony Princess 9, 127716	Jan. 1, 1927	40.00
Colony Princess 10, 127717	Jan. 1, 1927	40.00
Calony Princess 11, 127718	Jan. 1, 1927	40.00
11 young sows (not yet registered) at $40		440.00
5 young sows at $35		175.00
2 young boars at $25		50.00
Butcher stock—		
30 pigs at 220 lb., 6,600 lb. at 10 cents		660.00
45 pigs at 180 lb., 8,100 lb. at 10 cents		810.00
40 pigs at 160 lb., 6,400 lb. at 10 cents		640.00
75 pigs, 4 months old, at $12		888.00
80 pigs, 8 weeks old, at $5		400.00

New Westminster Piggery.

	Date of Birth.	
Breeding stock—		
Colony Perfection 2, 97480 (boar)	Aug. 31, 1923	50.00
Colony Gipsey 2, 106295 (sow)	July 28, 1924	50.00
Colony Gipsey 3, 106296 (sow)	July 28, 1924	50.00
Colony Maid 11, 106306 (sow)	June 20, 1924	50.00
Colony Ruby, 112495 (sow)	Oct. 26, 1924	50.00
Colony Princess 2, 116393 (sow)	Aug. 16, 1925	50.00
Colony Verona, 116388 (sow)	Aug. 20, 1925	50.00
Colony Susan, 113761 (sow)	Aug. 16, 1925	55.00
Colony Blanche, 116390 (sow)	Aug. 16, 1925	55.00
10 sows (not registered) at $40		400.00
10 sows at $40		400.00
Butcher stock—		
143 pigs at 190 lb., 27,170 lb. at 10 cents		2,717.00
53 pigs, 4 months old, at $12		636.00
64 pigs, 8 weeks old, at $5		320.00
Total value (632 head)		$12,021.00

MISCELLANEOUS STATEMENTS, INVENTORIES, ETC.—*Continued.*

Inventory of Sheep, March 31st, 1928.

Pure-bred Oxford Down—	
52 ewes (aged) at $30	$1,560.00
28 ewes (shearling) at $20	560.00
1 ram (aged) at $50	50.00
1 ram (aged)	100.00
5 rams (shearling)	250.00
19 grade ewes at $12	228.00
Total value (106 head)	$2,748.00

Inventory of Poultry, March 31st, 1928.

299 Leghorn pullets	$448.50
317 Leghorn hens	317.00
51 RI..R. pullets	76.50
66 R.I.R. hens	82.50
26 Barred Rock pullets	39.00
39 Barred Rock hens	47.75
9 Leghorn cockerels	27.00
2 Barred Rock cockerels	6.00
7 R.I.R. cockerels	21.00
109 baby chicks, 1 month old	38.15
103 baby chicks, 3 weeks old	30.00
268 baby chicks, 1 week old	67.00
Total value (1,296 birds)	$1,200.40

Inventory of Feed and Sundries, Poultry Department, March 31st, 1928.

54 dozen eggs (in incubators)	$16.20
114 dozen eggs	28.00
1,500 lb. oats	37.50
950 lb. cracked corn	23.75
1,450 lb. wheat	30.45
800 lb. shorts	15.60
900 lb. bran	16.65
1,400 lb. corn-meal	35.00
1,050 lb. oat-chop	26.25
1,150 lb. beef-scraps	34.50
50 lb. baby-chick mash	1.50
35 lb. charcoal	1,80
1 can (4 gals.) coal-oil	2.00
450 lb. oyster-shell	4.50
200 lb. grit	1.50
500 lb. developing scratch-feed	15.00
450 lb. baby-chick scratch-feed	13.50
35 lb. dried milk	3.85
8 bales straw	4.80
400 lb. feathers	50.00
Total	$362.35

MISCELLANEOUS STATEMENTS, INVENTORIES, ETC.—*Continued.*

Inventory of Feed and Sundries, Essondale Piggery, March 31st, 1928.

750 lb. ham and bacon	$300.00
2,500 lb. ground screenings	43.75
1,200 lb. shorts	23.30
700 lb. tankage	28.00
1,000 lb. oat-flour	27.00
1,200 lb. barley	18.00
2,000 lb. wheat	37.50
Total	$477.55

Inventory of Feed, March 31st, 1928.

7,615 lb. peas	$225.72
10,700 lb. rye	214.00
14,465 lb. brewers' grains	213.62
12,735 lb. oats	232.88
35,500 lb. barley	687.05
1,034 lb. timothy-hay	15.19
424,000 lb. ensilage	1,067.50
891 bales straw	542.82
1,700 lb. corn-meal	34.36
9,200 lb. soy-bean	210.70
48,300 lb. carrots	120.75
192,200 lb. roots	240.50
1,500 lb. shorts	28.50
31,100 lb. oil-meal	856.86
75,900 lb. beet-pulp	1,792.54
108,800 lb. distillers' grains	2,024.14
116,885 lb. wheat	2,124.04
15,700 lb. bran	173.20
Total	$10,804.37

VICTORIA, B.C.:
Printed by Charles F. Banfield, Printer to the King's Most Excellent Majesty.
1929.

625-129-4155