PROVINCE OF BRITISH COLUMBIA

Department of Labour

ANNUAL REPORT

For the Year Ended December 31st

1955

PRINTED BY
AUTHORITY OF THE LEGISLATIVE ASSEMBLY.

To His Honour FRANK MACKENZIE ROSS, C.M.G., M.C.,
Lieutenant-Governor of the Province of British Columbia.

MAY IT PLEASE YOUR HONOUR:

The Annual Report of the Department of Labour of the Province for the year 1955 is herewith respectfully submitted.

LYLE WICKS,
Minister of Labour.

Office of the Minister of Labour,
August, 1956.

The Honourable Lyle Wicks,
Minister of Labour.

SIR,—I have the honour to submit herewith the Thirty-eighth Annual Report on the work of the Department of Labour up to December 31st, 1955.

I have the honour to be,
Sir,
Your obedient servant,

WILLIAM SANDS,
Deputy Minister of Labour.

Department of Labour,
Victoria, B.C., August, 1956.

Department of Labour

OFFICIALS

Honourable LYLE WICKS, Minister of Labour, Parliament Buildings, Victoria, B.C.
Mrs. G. MURRAY, Secretary, Parliament Buildings, Victoria, B.C.
WILLIAM H. SANDS, Deputy Minister of Labour, Parliament Buildings, Victoria, B.C.
B. W. DYSART, Chief Administrative Officer, Parliament Buildings, Victoria, B.C.
G. A. LITTLE, Administrative Assistant, 411 Dunsmuir Street, Vancouver 3, B.C.
R. M. PURDIE, Chief Inspector of Factories, 411 Dunsmuir Street, Vancouver 3, B.C.
E. L. ALLEN, Director of Apprenticeship, 411 Dunsmuir Street, Vancouver 3, B.C.
B. H. E. GOULT, Chief Executive Officer, Labour Relations Act, Parliament Buildings, Victoria, B.C.
W. FRASER, Chief Conciliation Officer, 411 Dunsmuir Street, Vancouver 3, B.C.
FRANCIS C. DICKINS, Compensation Counsellor, Parliament Buildings, Victoria, B.C.
C. R. MARGISON, Director, Equal Pay Act, Parliament Buildings, Victoria, B.C.

BRANCH OFFICES

411 Dunsmuir Street, Vancouver 3, B.C.
515 Columbia Street, Kamloops, B.C.
17 Bastion Street, Nanaimo, B.C.
301, 1411 Third Avenue, Prince George, B.C.
Goodchild Building, Mission City, B.C.
Court-house, Kelowna, B.C.
Court-house, Smithers, B.C.
P.O. Box 1317, Cranbrook, B.C.
Court-house, Nelson, B.C.

BOARD OF INDUSTRIAL RELATIONS

(Headquarters: Parliament Buildings, Victoria, B.C.)

WILLIAM H. SANDS, Chairman, Parliament Buildings, Victoria, B.C.
FRAUDENA EATON, Member, 411 Dunsmuir Street, Vancouver 3, B.C.
C. MURDOCH, Member, 411 Dunsmuir Street, Vancouver 3, B.C.
G. A. LITTLE, Member, 411 Dunsmuir Street, Vancouver 3, B.C.
H. J. YOUNG, Member, 411 Dunsmuir Street, Vancouver 3, B.C.
P. BASKIN, Member, 411 Dunsmuir Street, Vancouver 3, B.C.
D. J. BALDWIN, Member, 411 Dunsmuir Street, Vancouver 3, B.C.
C. R. MARGISON, Secretary, Parliament Buildings, Victoria, B.C.

LABOUR RELATIONS BOARD

(Headquarters: Parliament Buildings, Victoria, B.C.)

WILLIAM H. SANDS, Chairman, Parliament Buildings, Victoria, B.C.
FRAUDENA EATON, Member, 411 Dunsmuir Street, Vancouver 3, B.C.
C. MURDOCH, Member, 411 Dunsmuir Street, Vancouver 3, B.C.
G. A. LITTLE, Member, 411 Dunsmuir Street, Vancouver 3, B.C.
H. J. YOUNG, Member, 411 Dunsmuir Street, Vancouver 3, B.C.
P. BASKIN, Member, 411 Dunsmuir Street, Vancouver 3, B.C.
D. J. BALDWIN, Member, 411 Dunsmuir Street, Vancouver 3, B.C.
N. DEW. LYONS, Registrar, Parliament Buildings, Victoria, B.C.
C. R. MARGISON, Secretary, Parliament Buildings, Victoria, B.C.

PROVINCIAL APPRENTICESHIP COMMITTEE

(Headquarters: 411 Dunsmuir Street, Vancouver 3, B.C.)

W. H. WELSH, Member, 411 Dunsmuir Street, Vancouver 3, B.C.
THOMAS MCGIBBON, Member, 411 Dunsmuir Street, Vancouver 3, B.C.
JAMES WALKER, Member, 411 Dunsmuir Street, Vancouver 3, B.C.
JOHN TUCKER, Member, 411 Dunsmuir Street, Vancouver 3, B.C.
HAMILTON CRISFORD, Member, 411 Dunsmuir Street, Vancouver 3, B.C.
CLIFFORD A. MASON, Member, 411 Dunsmuir Street, Vancouver 3, B.C.

TRADE-SCHOOL REGULATIONS OFFICERS

(Headquarters: 411 Dunsmuir Street, Vancouver 3, B.C.)

FRAUDENA EATON. E. L. ALLEN. HAMILTON CRISFORD.
CLIFFORD A. MASON, Government Representative, Board of Examiners in Barbering.

PROVINCIAL ADVISORY COMMITTEE ON INDIAN AFFAIRS

Professor E. H. MORROW, LL.D., 1050 Jefferson Avenue, West Vancouver, B.C.
Chief WILLIAM SCOW, Member, Alert Bay, B.C.
ERNEST BREWER, Member, Vernon, B.C.
EDWARD BOLTON, Member, Port Essington, B.C.
Capt. CHARLES W. CATES, Member, 266 Fourth Street West, North Vancouver, B.C.
L. P. GUICHON, D.Sc., Member, Quilchena, B.C.
Miss J. R. WRIGHT, Acting-Secretary, Parliament Buildings, Victoria, B.C.

Summary of Contents

	Page
List of Acts Affecting Labour	Inside front cover
Highlights of 1955 Report	9
Statistics of Trades and Industries	11
Employers' Returns	11
Payroll	12
Previous Provincial Payrolls	12
Comparison of Payrolls	13
Census Divisions	14
Average Weekly Earnings by Industries	16
Clerical Workers' Average Weekly Earnings	17
Industrial Wage	18
Firms with Large Payrolls	20
Employment	21
Statistical Tables	26
Summary of All Tables	39
"Hours of Work Act"	40
Average Weekly Hours	41
Statistics of Civic and Municipal Workers	43
Summary of New Laws Affecting Labour	45
Board of Industrial Relations	46
Meetings and Delegations	46
Orders and Regulations Made during 1955	47
Statistics Covering Women and Girl Employees	48
Summary of All Occupations	54
Comparison of 1955 Earnings to Legal Minimum	55
Statistical Summary Covering Hospital-workers (Female)	55
Statistics for Male Employees	57
Investigations and Wage Adjustments	59
Court Cases	60
Special Licences	63
Conclusion	63
"Labour Relations Act"—Report of Labour Relations Branch	64
Table I.—Summary of Cases Dealt with, 1950–55	65
Table II.—Conciliation, 1955	67
Table III.—Boards of Conciliation, 1955	79
Analysis of Disputes before Conciliation Boards by Predominant Cause	102
Table IV.—Summary of Industrial Disputes	102
Table V.—Analysis of Industrial Disputes in British Columbia, 1939-55	104
Chart Showing Percentage of Total Working-time Lost through Industrial Disputes, 1941–55	105
Table VI.—Analysis of Time-loss by Industry, 1955	106
Legal Proceedings Involving Labour Relations Board (British Columbia)	106
Summary of Prosecutions for 1955	107
Annual Survey of Organized Labour	107
Table VII.—Number of Labour Organizations Making Returns, etc.	108
Chart Showing Distribution of Trade-union Membership by Industrial Classifications, 1956	109
Organizations of Employees	109
Organizations of Employers	127

PAGE

Control of Employment of Children 128

"Equal Pay Act" 129

Inspection of Factories 130
- Factories 130
- Industrial Homework 130
- Inspection of Elevators 130
  - Inspections—Elevator and Factory 131
  - New Elevator Installations 131
  - Elevator Operators' Licences 132
- Conclusion 132

Apprenticeship Branch 133

Trade-schools Regulation Branch 137

Provincial Advisory Committee on Indian Affairs 141

Highlights of the 1955 Annual Report

This Annual Report for the year 1955, being the thirty-eighth issued by the Department, reviews a year of marked acceleration in all phases of our industrial growth and development, a further rapid step in the all-out drive for economic security in this Province.

The promise of a continued upward movement in the trend established during the closing months of 1954 became a realization early in the new year, with a definite recovery from the moderate recession noted in the previous Report.

Increasing demand for basic materials pushed production levels to record heights in most industries, and the urgency for greater capacity in the manufacture of commodities and durable goods became the incentive force in a busy programme of new construction and expansion of existing plant facilities.

Population of the Province continued to increase rapidly during 1955, and the need for residential housing, schools, hospitals, and commercial buildings created new records in construction of this type. In the field of industrial construction, the commencement of many large-scale engineering projects, the continuing development of our resources for power, and an extensive highway programme contributed largely to full employment and expanding payrolls during the year, and would indicate a further substantial increase in construction totals for 1956.

The forest industries continued a further series of spectacular advances, with both primary and secondary phases of this industry recording marked increase in payrolls and production figures as compared with 1954 totals. Leading in the forest industries group, the pulp and paper section disclosed a continuing programme of modernization and expansion beyond comparison with previous years. Sawmilling and the manufacture of veneers, plywoods, and all manner of building materials continued at record levels throughout the year.

Rising demand for base metals together with higher prices were the necessary incentive for increased production in the mining industry, the resulting upswing in payrolls here carrying a special significance, in the light of decreases noted in the industry during the previous two-year period.

Earnings for industrial workers continued to rise, exceeding similar wage figures for the previous year, and establishing record levels in most instances.

The average industrial wage figure computed for all male wage-earners within the coverage of the 1955 survey was $70.47, an increase of $1.77 from the previous high of $68.70 reported in 1954.

Payroll totals continued to increase in twenty-three of the twenty-five industrial classifications mentioned in the statistical section of this Report for 1955.

Greatest single increase in payroll totals during the year was seen in the construction industry, which recovered from a recession during the previous year to show a gain of over $18,000,000 in 1955. The forest industries recorded the second largest increase, with payroll totals up in excess of $15,700,000 from the previous year. Metal-trades industries reported payrolls increased by $8,900,000, while smelting and concentrating was ahead some $5,500,000. Miscellaneous trades and industries showed a gain of $3,400,000, while wood-manufacturing (not elsewhere specified) increased by $3,200,000, and public utilities exceeded the previous year's totals by some $2,600,000. For others, in order of increase, *see* "Comparison of Payrolls" in Report data.

Summary employment totals in 1955 generally exceeded similar figures for the previous year, with the largest increases apparent in the construction industry, smelting

and concentrating, the metal trades, builders' materials, and others in lesser degree. The month of August continued as the period of peak employment during the year, the August total for 1955 rising to a new high of 205,195 industrial workers employed, as compared with a total of 190,555 recorded for the same month in 1954.

The industrial work-week was computed at a record low number of hours in 1955 despite increased activity in many of the larger employment industries. The average weekly hours worked by all wage-earners reported in the 1955 survey was 41.34, a fraction below the figure of 41.37 noted for the previous year, and representing the shortest industrial work-week recorded to date in this Province.

Statistics of Trades and Industries

An appraisal of the year's progress and a brief glimpse of our present industrial prosperity and future economic well-being are presented in the statistical summary for 1955, which comments briefly on the various changes which occurred during the past twelve months.

Employers' Returns Total 9,537

An encouraging increase in the number of firms responding to the inquiry for payroll information was immediately apparent during the 1955 survey, a total of 9,537 industrial firms completing returns in time for tabulation in the Report, this total being well above the previous coverage of 9,076 firms reporting in 1954.

The assistance and co-operation of industry and business in the prompt return of statistical information as requested contributes largely to the success of the annual surveys,

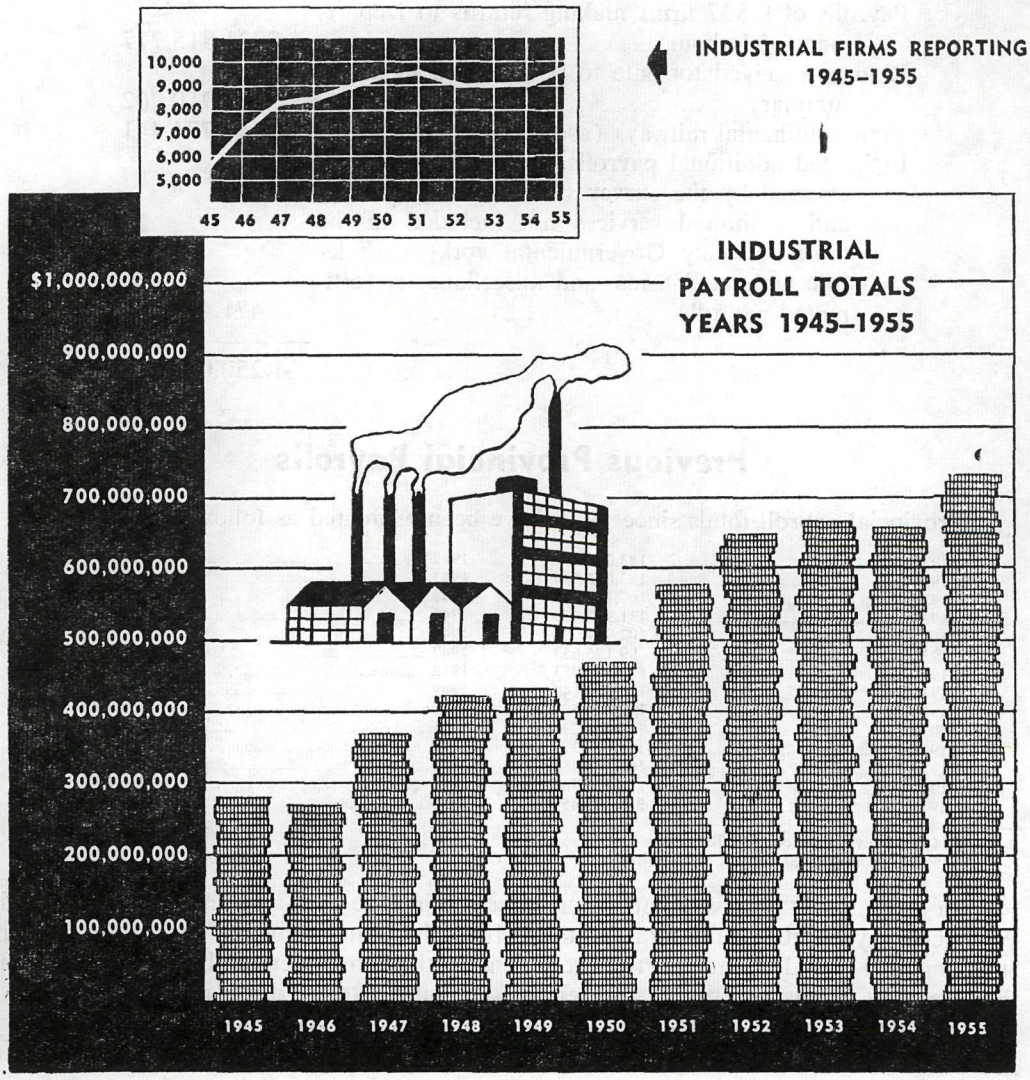

and in this respect our Department is again grateful for a full measure of help and consideration on the part of employers during 1955.

The term "number of firms reporting" where mentioned throughout the text of the Report has reference actually to the number of returns tabulated, since many firms when reporting file separate returns in more than one industrial classification.

Payroll

The total amount of salaries and wages reported by the 9,537 industrial firms filing returns in time for classification in the tables was $731,815,777 for 1955, this figure being assessed for purposes of the Report as the industrial payroll for the year. In addition to the industrial payroll, various supplementary items of labour expenditure as noted in the table below provide an accumulative figure which may be considered as representing the entire Provincial estimated payroll. This accumulative total, comprising the industrial summary and additional figures as listed, was estimated at $1,250,000,000 for 1955.

Payrolls of 9,537 firms making returns to Department of Labour	$731,815,777
Returns received too late to be included in above summary	1,910,902
Transcontinental railways (ascertained payroll)	44,774,441
Estimated additional payrolls, including employers covered by the survey but not filing returns, and additional services not included in the tables; namely, Governmental workers, wholesale and retail firms, and miscellaneous (estimated payroll)	471,498,880
Total	$1,250,000,000

Previous Provincial Payrolls

Provincial payroll totals since 1928 have been estimated as follows:—

1928	$183,097,781	1942	$321,981,489
1929	192,092,249	1943	394,953,031
1930	167,133,813	1944	388,100,000
1931	131,941,008	1945	383,700,000
1932	102,957,074	1946	432,919,727
1933	99,126,653	1947	557,075,508
1934	113,567,953	1948	639,995,979
1935	125,812,140	1949	671,980,815
1936	142,349,591	1950	718,202,028
1937	162,654,234	1951	815,173,090
1938	158,026,375	1952	979,364,603
1939	165,683,460	1953	1,066,979,019
1940	188,325,766	1954	1,107,897,363[1]
1941	239,525,459	1955	1,250,000,000[2]

[1] 1954 total revised since 1954 Report.
[2] 1955 preliminary total subject to revision.

In order to obtain a summary figure representing the over-all preliminary estimated Provincial payroll, the actual totals resulting from the year's industrial survey are further supplemented by additional payrolls representing the remainder of the labour force in those sections of business, trade, and services not subject to the direct inquiry.

As additional information becomes available, the estimated payroll total appearing in the Annual Report is subject to revision in the following year's issue.

A segregation of the total coverage of the annual survey into three main classifications may be noted in the following table, which gives the proportion of the known industrial payroll expended annually in each department:—

	1951	1952	1953	1954	1955
	Per Cent	Per Cent	Per Cent	Per Cent	Per Cent
Officers, superintendents, and managers	9.67	9.71	9.90	10.85	10.99
Clerks, stenographers, and salesmen	11.58	11.98	12.92	13.20	12.88
Wage-earners	78.75	78.31	77.18	75.95	76.13
Totals	100.00	100.00	100.00	100.00	100.00

Comparison of Payrolls

Recovering from the minor recession of 1954, the trend in industrial payroll totals continued upward in 1955, with twenty-three of the twenty-five industrial classifications under survey reporting substantial increases from the previous year. The total industrial payroll increased by some $70,278,587, up 10.6 per cent from the 1954 figure.

Greatest increase in 1955 was apparent in the construction industry, where a stepped-up programme of new engineering projects, plant expansion, industrial and residential construction pushed payroll totals some $18,243,376 above the level of the previous year. The forest industries continued at a high rate of expansion in all phases of the business during the year, with the second largest payroll increase recorded in this section. Market demands for increasing supplies of primary forest products and expansion of existing plant facilities and new mills to meet the necessity for greater secondary production resulted in an increase here of $15,744,527. Metal-trades industries expanded rapidly during the year, with payrolls up an additional $8,903,516, followed by the smelting and concentrating industries, increased by $5,522,714. Miscellaneous trades and industries showed a gain of $3,420,160, while payroll totals in wood-manufacturing (N.E.S.) were up $3,276,648. Public utilities recorded an increase of $2,622,742; the pulp and paper manufacturing group was ahead some $2,545,641. Payrolls in food-products manufacturing increased by $1,811,272 from the previous year's figure; cartage, trucking, and warehousing registered a gain of $1,715,782; metal-mining increased substantially, with payrolls up $1,448,265; builders' materials showed an increase of $1,383,940; coast shipping, an increase of $1,179,582; printing and publishing advanced by $734,085; explosives, fertilizers, and chemicals were up $520,393; ship-building and boat-building payrolls increased by $514,248; oil refining and distributing was ahead $308,152; breweries, distilleries, and aerated-water manufacturers showed an increase of $273,827; paint-manufacturing, an increase of $204,185; coal-mining, up $163,265; leather- and fur-goods manufacturing, an increase of $82,319; jewellery manufacturing and repair, up $36,375; and house furnishings, an increase of $15,652.

Minor decreases were noted in the launderies, cleaning and dyeing industries (down $202,209) and garment-manufacturing (off $189,870), although fewer firms reported in time for tabulation in these instances, and the totals mentioned might therefore be considered as preliminary.

Industry	1953		1954		1955	
	No. of Firms Reporting	Total Payroll	No. of Firms Reporting	Total Payroll	No. of Firms Reporting	Total Payroll
Breweries, distilleries, and aerated-water manufacturers	40	$5,797,412.00	44	$6,183,469.00	46	$6,457,296.00
Builders' materials	149	10,299,129.00	180	11,575,878.00	190	12,959,818.00
Cartage, trucking, and warehousing	470	12,108,043.00	473	12,948,511.00	506	14,664,293.00
Coal-mining	18	5,084,966.00	12	4,521,916.00	12	4,685,181.00
Coast shipping	122	28,347,957.00	135	28,934,155.00	140	30,113,737.00
Construction	1,794	126,780,143.00	1,856	86,443,701.00	2,067	104,687,077.00
Explosives, fertilizers, and chemicals	38	7,789,167.00	45	8,392,067.00	40	8,912,460.00
Food-products manufacturing	614	45,003,964.00	576	46,654,923.00	582	48,466,195.00
Garment-manufacturing	101[1]	3,849,582.00[1]	98	4,239,252.00	86	4,049,382.00
House furnishings	130	5,475,245.00	140	5,373,774.00	144	5,389,426.00
Jewellery manufacturing and repair	35	901,147.00	34	955,766.00	33	992,141.00
Laundries, cleaning and dyeing	178	6,806,441.00	178	7,250,039.00	157	7,047,830.00
Leather- and fur-goods manufacturing	104	2,056,162.00	87	1,877,836.00	80	1,960,155.00
Lumber industries	2,098	134,391,075.00	2,146	146,950,848.00	2,329	162,695,375.00
Metal trades	1,732	66,816,730.00	1,708	65,909,869.00	1,776	74,813,385.00
Metal-mining	118	26,929,812.00	97	22,562,576.00	115	24,010,841.00
Miscellaneous trades and industries	610	32,250,549.00	584	33,384,947.00	551	36,805,107.00
Oil refining and distributing	76	11,135,127.00	89	15,182,552.00	96	15,490,704.00
Paint-manufacturing	19[1]	1,657,593.00[1]	17	1,945,720.00	19	2,149,905.00
Printing and publishing	179	14,898,592.00	185	16,313,306.00	181	17,047,391.00
Pulp and paper manufacturing	13	29,584,165.00	13	32,316,119.00	15	34,861,760.00
Ship-building and boat-building	70	13,867,157.00	75	14,677,419.00	77	15,191,667.00
Smelting and concentrating	5	18,954,994.00	10	22,685,338.00	10	28,208,052.00
Street-railways, gas, water, power, telephones, etc.	119	40,640,634.00	116	43,112,065.00	109	45,734,807.00
Wood-manufacturing (N.E.S.)	176	21,688,578.00	178	21,145,144.00	176	24,421,792.00
Totals	9,008	$673,114,364.00	9,076	$661,537,190.00	9,537	$731,815,777.00

[1] Revised since 1953 Report.

Census Divisions

In past years divisional summaries of payroll information had been prepared on the basis of a distribution under the three main headings of "Greater Vancouver," "Rest of Province," and "Vancouver Island." Broad percentages of the total as represented by each of these divisions were then applied to the over-all Provincial estimated payroll for each year to show the relative growth in each sector.

With the growing concentration of industrial weight in newly developed areas outside the city boundaries, however, and the extension of city coverage to include adjoining municipalities and districts, it is deemed advisable to present instead the main census divisional totals together with a detailed breakdown showing by payroll totals the extent of industrial expansion in various sectors of our new metropolitan areas.

Accordingly, the table which follows includes a section under headings of the "Census Metropolitan Area of Vancouver" and the "Census Metropolitan Area of Victoria," which will be used from year to year to measure the industrial progress recorded in each of these separate divisional areas.

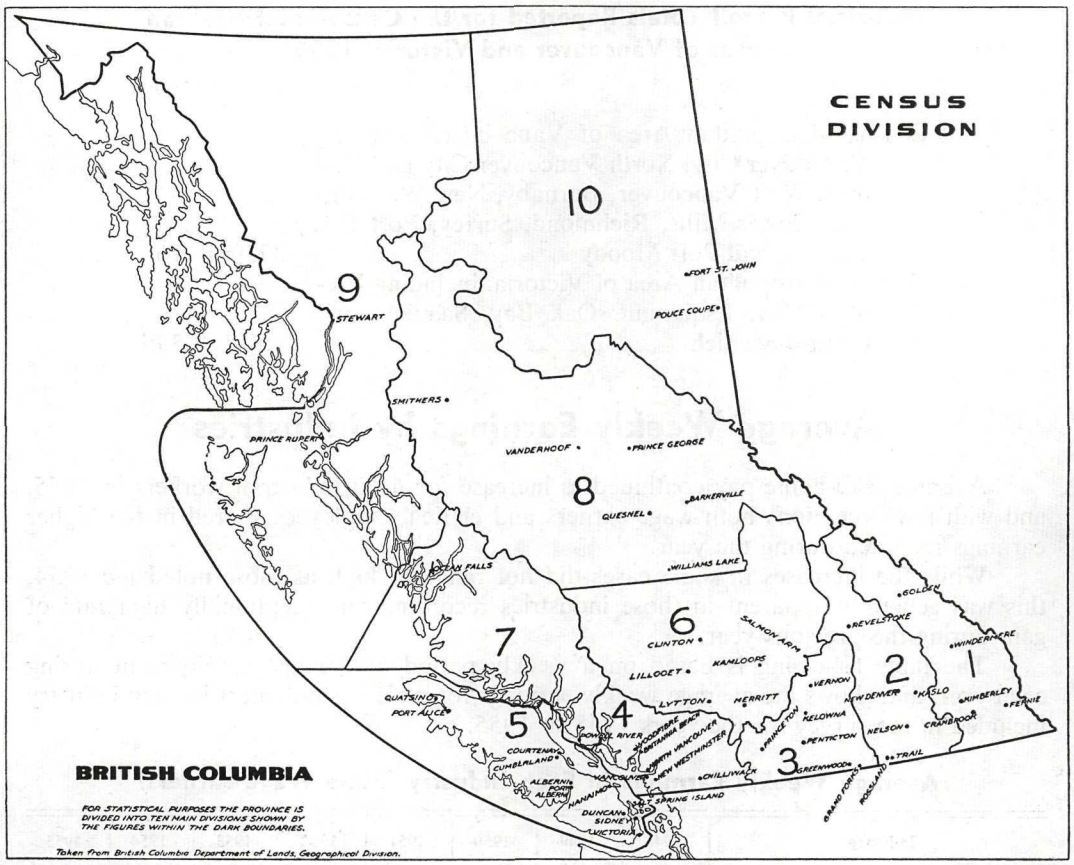

British Columbia Industrial Payrolls by Statistical Areas for the Comparative Years 1952 to 1955

Regional Area	Total Payrolls (Salaries and Wages)			
	1952	1953	1954	1955
No. 1	$27,425,293	$19,495,380	$17,125,372	$18,197,303
No. 2	40,455,349	42,633,966	32,519,954	35,044,981
No. 3	20,422,805	20,361,133	20,790,437	25,599,069
No. 4	358,233,779	370,901,521	389,154,398	417,102,635
No. 5	109,412,278	111,953,368	117,023,841	127,543,124
No. 6	11,015,136	15,781,535	12,487,726	15,313,185
No. 7	20,160,757	21,111,044	22,351,967	26,336,337
No. 8	20,771,777	18,367,655	18,012,903	23,336,723
No. 9	32,163,701	44,702,234	23,458,261	36,329,470
No. 10	2,266,598	3,304,619	3,387,399	4,591,602
Not specified	4,703,401	4,501,909	5,224,932	2,421,348
Totals	$647,030,874	$673,114,364	$661,537,190	$731,815,777

Industrial Payroll Totals Reported for the Census Metropolitan Areas of Vancouver and Victoria, 1955

Area	Payroll (Salaries and Wages), 1955
Census Metropolitan Area of Vancouver, including Vancouver City, North Vancouver City and District, West Vancouver, Burnaby, New Westminster, Fraser Mills, Richmond, Surrey, Port Coquitlam, and Port Moody	$371,640,166
Census Metropolitan Area of Victoria, including Victoria City, Esquimalt, Oak Bay, Saanich, and Central Saanich	50,163,395

Average Weekly Earnings by Industries

Average take-home pay continued to increase for most industrial workers in 1955, and with few exceptions both wage-earners and clerical employees shared in the higher earnings recorded during the year.

While the increases in some cases did not range as high as those noted for 1954, this was generally apparent in those industries recording an exceptionally high rate of gain during the previous year.

The table following is based on a weekly period of greatest employment during each year, and shows the average weekly earnings for male wage-earners in each industry included in the survey for the years 1948 to 1955.

Average Weekly Earnings in Each Industry (Male Wage-earners)

Industry	1948	1949	1950	1951	1952	1953	1954	1955
Breweries, distilleries, and aerated-water manufacturers	$42.67	$44.67	$46.86	$51.42	$57.75	$61.11	$63.41	$68.43
Builders' materials	44.99	48.11	50.90	54.34	60.19	64.33	67.77	68.34
Cartage, trucking, and warehousing	43.50	46.41	49.52	55.10	58.20	64.09	66.55	69.34
Coal-mining	54.40	52.68	54.22	58.86	62.97	66.11	66.89	66.53
Coast shipping	40.52	44.21	46.43	53.29	54.05	58.46	60.39	61.63
Construction	48.23	50.97	53.57	61.57	65.16	70.62	74.06	74.96
Explosives, fertilizers, and chemicals	48.78	49.33	51.72	59.50	61.92	66.86	69.44	71.77
Food-products manufacturing	44.75	46.47	47.17	53.82	56.23	58.71	61.10	62.62
Garment-manufacturing	41.40	43.03	44.51	47.49	52.69	54.53[1]	56.56	57.55
House furnishings	39.07	42.41	41.93	46.78	51.71	53.94	54.46	58.97
Jewellery manufacturing and repair	45.04	43.93	45.71	54.88	54.37	56.54	59.85	62.11
Laundries, cleaning and dyeing	36.50	41.36	42.70	47.57	50.75	51.35	54.88	56.44
Leather- and fur-goods manufacturing	36.87	38.75	40.21	44.18	47.63	48.98	51.26	54.82
Lumber industries	49.92	51.40	55.49	61.89	64.70	67.68	71.08	72.50
Metal trades	43.65	45.63	47.94	53.77	57.82	61.40	63.68	65.54
Metal-mining	51.72	53.51	56.25	63.58	67.29	71.35	70.15	73.62
Miscellaneous trades and industries	40.84	42.22	43.95	48.14	51.05	54.71	56.48	60.89
Oil refining and distributing	50.38	53.90	57.47	63.88	64.00	70.23	74.98	79.36
Paint-manufacturing	36.13	37.21	43.17	47.31	50.36	52.51[1]	56.40	60.38
Printing and publishing	47.80	50.74	53.18	58.87	61.94	68.33	73.26	74.72
Pulp and paper manufacturing	51.25	54.10	56.34	63.74	65.79	71.22	77.38	78.99
Ship-building and boat-building	48.79	53.37	52.68	62.51	66.03	70.64	76.72	77.51
Smelting and concentrating	52.13	51.73	54.29	63.76	64.95	69.32	72.88	76.11
Street-railways, gas, water, power, telephones, etc.	47.67	51.15	50.83	56.88	60.72	66.36	73.10	74.67
Wood-manufacturing (N.E.S.)	44.27	44.07	48.82	54.85	59.29	60.96	63.26	65.56

[1] Revised since 1953 Report.

Increases and decreases noted in the average weekly earnings for male wage-earners in the 1955 survey are as follows:—

Increases

Breweries, distilleries, and aerated-water manufacturers	$5.02	Lumber industries	$1.42
Builders' materials	.57	Metal trades	1.86
Cartage, trucking, and warehousing	2.79	Metal-mining	3.47
Coast shipping	1.24	Miscellaneous trades and industries	4.41
Construction	.90	Oil refining and distributing	4.38
Explosives, fertilizers, and chemicals	2.33	Paint-manufacturing	3.98
Food-products manufacturing	1.52	Printing and publishing	1.46
Garment-manufacturing	.99	Pulp and paper manufacturing	1.61
House furnishings	4.51	Ship-building and boat-building	.79
Jewellery manufacturing and repair	2.26	Smelting and concentrating	3.23
Laundries, cleaning and dyeing	1.56	Street-railways, gas, water, power, telephones, etc.	1.57
Leather- and fur-goods manufacturing	3.56	Wood-manufacturing (N.E.S.)	2.30

Decreases

Coal-mining	$0.36

Clerical Workers' Average Weekly Earnings

While the clerical classification is broadly defined as office personnel, the inclusion also in this group of employees in outside sales occupations has resulted in higher averages recorded in the tables compiled each year for this section.

Almost without exception both male and female workers in clerical occupations earned more in 1955 than during the previous year. The level of average weekly earnings for this class of worker in all industries covered by the survey gained substantially from the figure set for 1954.

Average weekly earnings for male clerical workers in all industries under survey in 1955 climbed to $75.36, up from $72.43 reported in this classification during a similar period in 1954. The average figure representing weekly earnings for all female employees in clerical occupations also increased during the year, rising to $45.84 in 1955, up from $44.22 previously reported.

Comparative average weekly earnings for male and female clerical workers are shown by industry in the following table, for the years 1954 and 1955:—

Industry	1954		1955	
	Males	Females	Males	Females
Breweries, distilleries, and aerated-water manufacturers	$67.02	$41.77	$70.04	$44.15
Builders' materials	71.94	41.18	76.21	44.07
Cartage, trucking, and warehousing	63.48	37.92	66.97	39.53
Coal-mining	62.63	37.50	63.68	39.17
Coast shipping	65.51	44.70	68.43	46.75
Construction	69.56	43.74	73.53	45.28
Explosives, fertilizers, and chemicals	81.13	45.32	84.23	47.12
Food-products manufacturing	65.58	41.93	68.90	44.16
Garment-manufacturing	60.08	41.89	66.96	47.08
House furnishings	61.59	40.63	70.45	41.62
Jewellery manufacturing and repair	60.05	39.11	60.06	42.48
Laundries, cleaning and dyeing	63.62	37.17	70.67	39.84
Leather- and fur-goods manufacturing	60.00	39.04	63.12	41.15
Lumber industries	77.58	46.13	79.98	48.34
Metal trades	68.39	41.97	72.13	43.39
Metal-mining	85.23	49.10	87.15	50.44
Miscellaneous trades and industries	61.07	44.18	65.30	46.41
Oil refining and distributing	76.86	50.19	77.32	53.30
Paint-manufacturing	65.18	44.11	68.79	44.33
Printing and publishing	70.16	41.43	73.83	42.67
Pulp and paper manufacturing	82.07	49.13	85.24	51.27
Ship-building and boat-building	73.69	39.64	76.86	39.46
Smelting and concentrating	86.15	51.48	88.15	52.00
Street-railways, gas, water, power, telephones, etc.	76.56	47.60	76.87	48.04
Wood-manufacturing (N.E.S.)	77.98	48.73	78.21	48.79
All industries	$72.43	$44.22	$75.36	$45.84

Industrial Wage

With no significant change in the level of consumer prices during the year, the higher earnings enjoyed by most industrial workers in British Columbia during 1955 resulted in a general improvement in purchasing power and a standard of living unexceeded in previous years.

The average figure representing weekly earnings for male wage-earners in all industrial occupations included in the annual survey reached a new high mark of $70.47 in 1955, up $1.77 from the figure of $68.70 recorded for 1954.

The annual figures representing average weekly industrial earnings for the comparative years 1918 to 1955 are as follows:—

1918	$27.97	1937	$26.64
1919	29.11	1938	26.70
1920	31.51	1939	26.80
1921	27.62	1940	28.11
1922	27.29	1941	30.67
1923	28.05	1942	35.24
1924	28.39	1943	37.19
1925	27.82	1944	38.70
1926	27.99	1945	38.50
1927	28.29	1946	39.87
1928	28.96	1947	43.49
1929	29.20	1948	47.30
1930	28.64	1949	49.21
1931	26.17	1950	51.88
1932	23.62	1951	58.67
1933	22.30	1952	61.78
1934	23.57	1953	65.61
1935	24.09	1954	68.70
1936	26.36	1955	70.47

Based on the computed average figures for each year, the chart shows the trend of average weekly earnings for all male wage-earners during the period 1918 to 1955:—

Average Weekly Earnings of Male Wage-earners, 1918–55

(1955 figure—$70.47.)

Wage Distribution

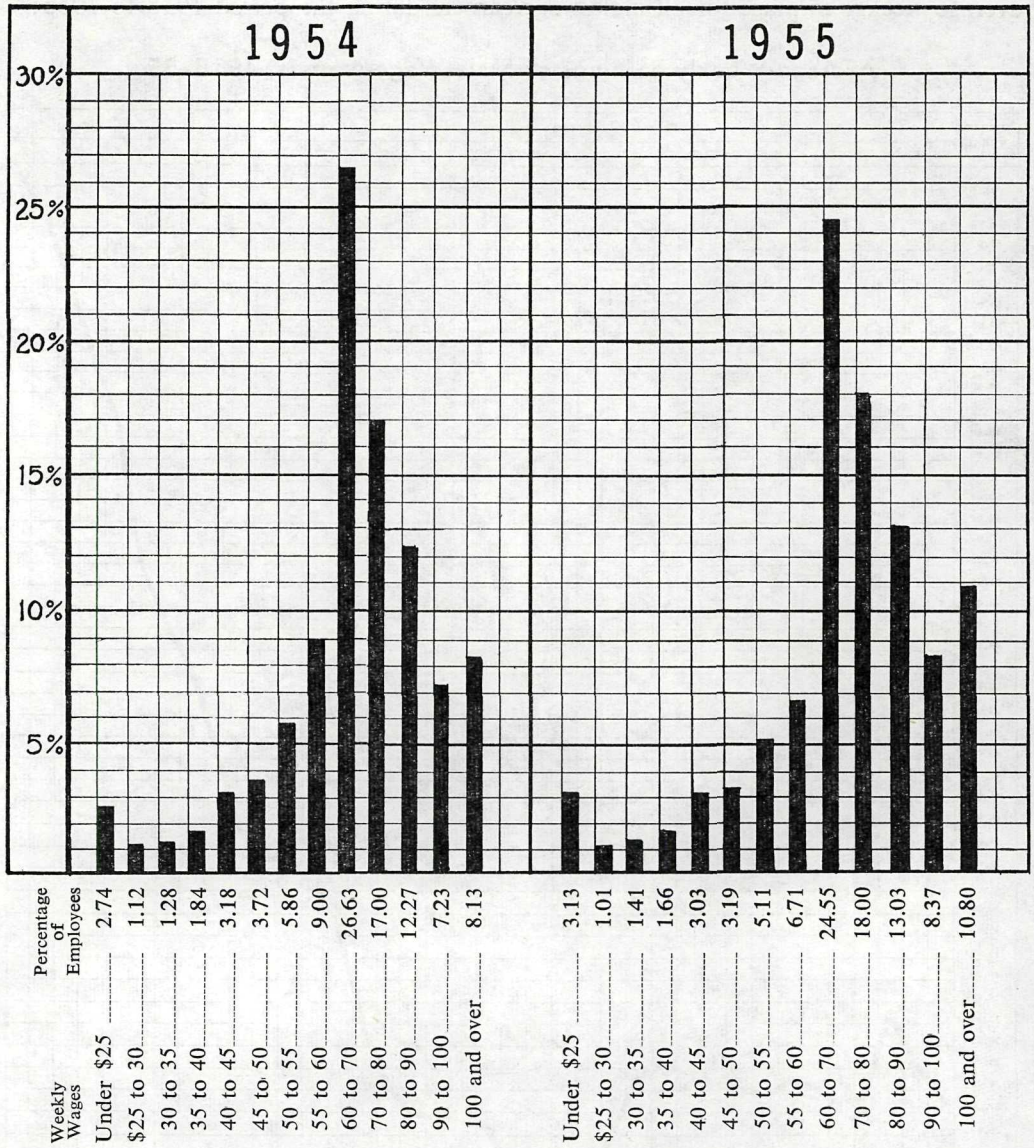

The above bar diagrams indicate the varying percentages of male wage-earners in a series of fixed wage classifications through the years 1954 and 1955.

Firms with Large Payrolls

The annual survey of firms reporting in the higher payroll bracket of $100,000 or over presents an interesting picture of the comparative concentration of labour in various industries. Restricted to a coverage only of industrial payrolls, the survey of larger firms does not include wholesale or retail trade, transcontinental railways, or payrolls of public authorities (Federal, Provincial, or municipal).

Continuation of an era of industrial prosperity is reflected in the increasing numbers of firms reporting in this higher payroll group, the 1955 total of firms with payrolls of $100,000 or over rising to 1,070, an increase of 86 above the 984 reported for the previous year.

Intensified development of our forest resources was again responsible for the lumber industry continuing in the lead with the greatest number of firms in the upper payroll bracket, a total of 261 being recorded in this industry, as compared with 243 noted in 1955, an increase of 18. Continuing in second position, the construction industry gained sharply with a total of 180, increased by 28 from the total for the previous year, while the metal-trades section was third with a total of 148 firms reporting in the larger payroll group, this figure representing an increase of 20 above the previous mark. Food-products manufacturing showed a total of 94 firms in the upper payroll bracket, an increase of 4 from the previous year; miscellaneous trades and industries reported 68, an increase of 6; coast shipping total was 41, an increase of 4; wood-manufacturing (N.E.S.) listed 30 firms in the larger payroll class, this figure being unchanged from the total for the previous year; cartage, trucking, and warehousing reported 26, an increase of 3; printing and publishing, 24, increased by 1; metal-mining, 23, unchanged from the previous year; builders' materials, 22, a decrease of 2; the public utilities section, 20, unchanged from the total for the previous year; laundries, cleaning and dyeing, 18, also unchanged from the previous reported figure; ship-building and boat-building, 15, a decrease of 1; breweries, distilleries, and aerated-water manufacturers, 14, unchanged; garment-manufacturing, 14, increased by 1; oil refining and distributing, 14, a decrease of 1; house furnishings, 13, an increase of 2; pulp and paper manufacturing, 12, unchanged from the previous year; explosives, fertilizers, and chemicals, 10, also unchanged; paint-manufacturing, 7, an increase of 3; coal-mining, 5, unchanged from the previous year; leather and fur goods, 5, also unchanged; smelting and concentrating, 4; and jewellery manufacturing and repair, 2, both also unchanged from totals reported for the previous year.

Included in the total of 1,070 industrial firms listed in the larger payroll section there were some 96 who reported payrolls of over $1,000,000. Of this latter group, 14 reported payrolls in excess of $5,000,000, 5 between $4,000,000 and $5,000,000, 10 between $3,000,000 and $4,000,000, 12 between $2,000,000 and $3,000,000, and 55 between $1,000,000 and $2,000,000.

Employment

Major gains in employment were noted for most industries during 1955, in comparison with figures reported for the previous year. Higher totals recorded during the peak months of 1955 appeared in twenty of the twenty-five industrial classifications covered in the survey, with increases most apparent in those of the larger employment groups showing a moderate recession during the previous twelve months. Increases ranged from 2 per cent to a high of 18 per cent in one major employment section.

Top employment figures continued to appear during the month of August, as in the preceding year, the August total in 1955, however, reaching a new high mark of 205,195, compared with 190,555 recorded for the same month in 1954.

Of the twenty industries reporting higher employment, some of the larger increases were apparent in the construction group; smelting and concentrating; the metal trades; builders' materials; cartage, trucking, and warehousing; and miscellaneous trades and industries. Minor decreases were noted in the peak monthly totals for laundries, cleaning and dyeing; coal-mining; breweries, distilleries, and aerated-water manufacturers; house furnishings; and public utilities.

The table following shows by industry the high and low monthly employment totals recorded for 1955, together with comparative information for the previous year. Charts are also included in this section showing the trend of employment for clerical workers, the wage-earner group, and total industrial employment for 1955 and previous years.

Table Showing the Amount or Variation of Employment in Each Industry in the Last Two Years[1]

Industry	1954				1955			
	Month of Most Employment	Number Employed	Month of Least Employment	Number Employed	Month of Most Employment	Number Employed	Month of Least Employment	Number Employed
Breweries, distilleries, and aerated-water manufacturers	June	1,912	Jan.	1,602	June	1,859	Jan.	1,590
Builders' materials	Aug.	3,186	Jan.	2,732	Oct.	3,515	Jan.	2,799
Cartage, trucking, and warehousing	Aug.	3,728	Feb.	3,172	Oct.	4,112	Jan.	3,377
Coal-mining	Feb.	1,503	May	1,400	Jan.	1,447	Sept.	1,398
Coast shipping	Aug.	8,805	Feb.	7,765	July	9,010	Oct.	8,042
Construction	June	24,866	Dec.	19,504	Sept.	29,410	Jan.	18,393
Explosives, fertilizers, and chemicals	Apr.	2,118	Nov.	2,006	Aug.	2,202	Apr.	2,075
Food-products manufacturing	Sept.	19,606	Jan.	11,386	Aug.	20,447	Feb.	11,633
Garment-manufacturing	Feb.	1,557	June	1,373	Oct.	1,592	May	1,421
House furnishings	Sept.	1,773	Feb.	1,608	Nov.	1,730	Feb.	1,424
Jewellery manufacturing and repair	Nov.	417	Apr.	338	Nov.	438	Mar.	362
Laundries, cleaning and dyeing	July	3,256	Jan.	2,880	July	3,124	Feb.	2,759
Leather- and fur-goods manufacturing	Nov.	702	Jan.	586	Oct.	718	Feb.	616
Lumber industries	Sept.	41,846	Jan.	28,123	Aug.	44,528	Jan.	34,746
Metal trades	Aug.	17,457	Jan.	16,114	Nov.	19,304	Jan.	16,750
Metal-mining	July	5,483	Apr.	4,927	July	5,893	Jan.	4,947
Miscellaneous trades and industries	Sept.	10,389	Feb.	8,476	Sept.	11,468	Jan.	8,267
Oil refining and distributing	Nov.	3,328	Apr.	2,860	Jan.	3,387	Oct.	2,907
Paint-manufacturing	June	518	Jan.	448	Aug.	568	Jan.	505
Printing and publishing	July	4,101	Jan.	3,876	Nov.	4,206	Jan.	3,883
Pulp and paper manufacturing	July	6,976	Feb.	6,470	June	7,316	Jan.	6,656
Ship-building and boat-building	July	3,908	Jan.	3,313	Dec.	4,294	Jan.	3,387
Smelting and concentrating	Dec.	5,788	Jan.	4,505	Sept.	6,782	Mar.	5,662
Street-railways, gas, water, power, telephones, etc.	July	13,396	Feb.	12,381	July	13,378	Feb.	12,428
Wood-manufacturing (N.E.S.)	June	6,674	Jan.	5,365	Oct.	7,029	Jan.	6,011
All industries	Aug.	190,555	Jan.	156,342	Aug.	205,195	Jan.	163,684

[1] Industrial employment totals include clerical and sales staffs in addition to wage-earners, and are based on the number of employees reported on the payrolls on the last day of each month or nearest working-date.

Employment of Clerical Workers in Industry, 1954 and 1955[1]

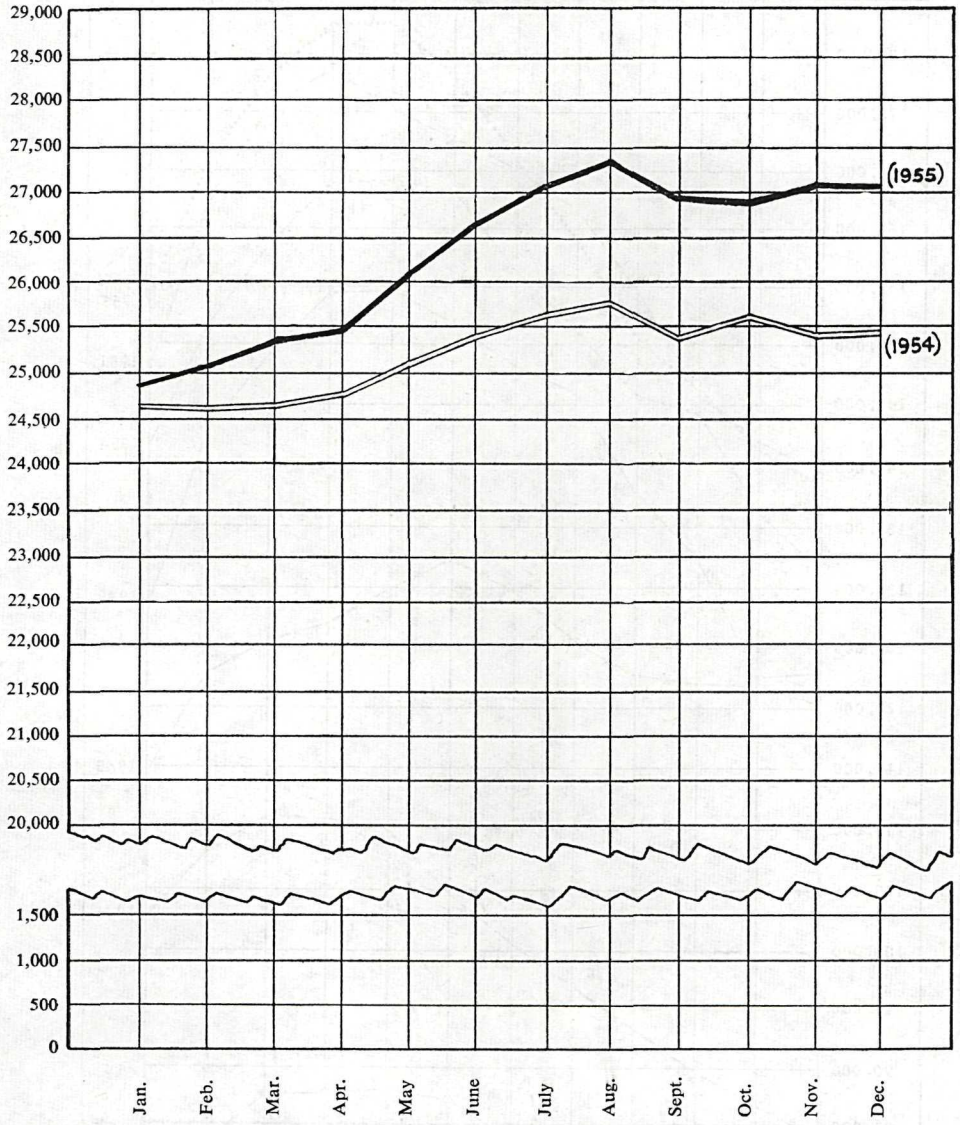

[1] Employment as at the last day of each month. Figures include clerks, stenographers, salesmen, etc., but not salaried officials, executives, or managerial staff.

Clerical Workers, 1955
(Male and Female)

January	24,873	May	26,016	September	26,967
February	25,012	June	26,644	October	26,965
March	25,328	July	27,012	November	27,077
April	25,499	August	27,350	December	27,020

Average Monthly Number of Wage-earners (Male and Female)

1939-41-45-49-51-54-55

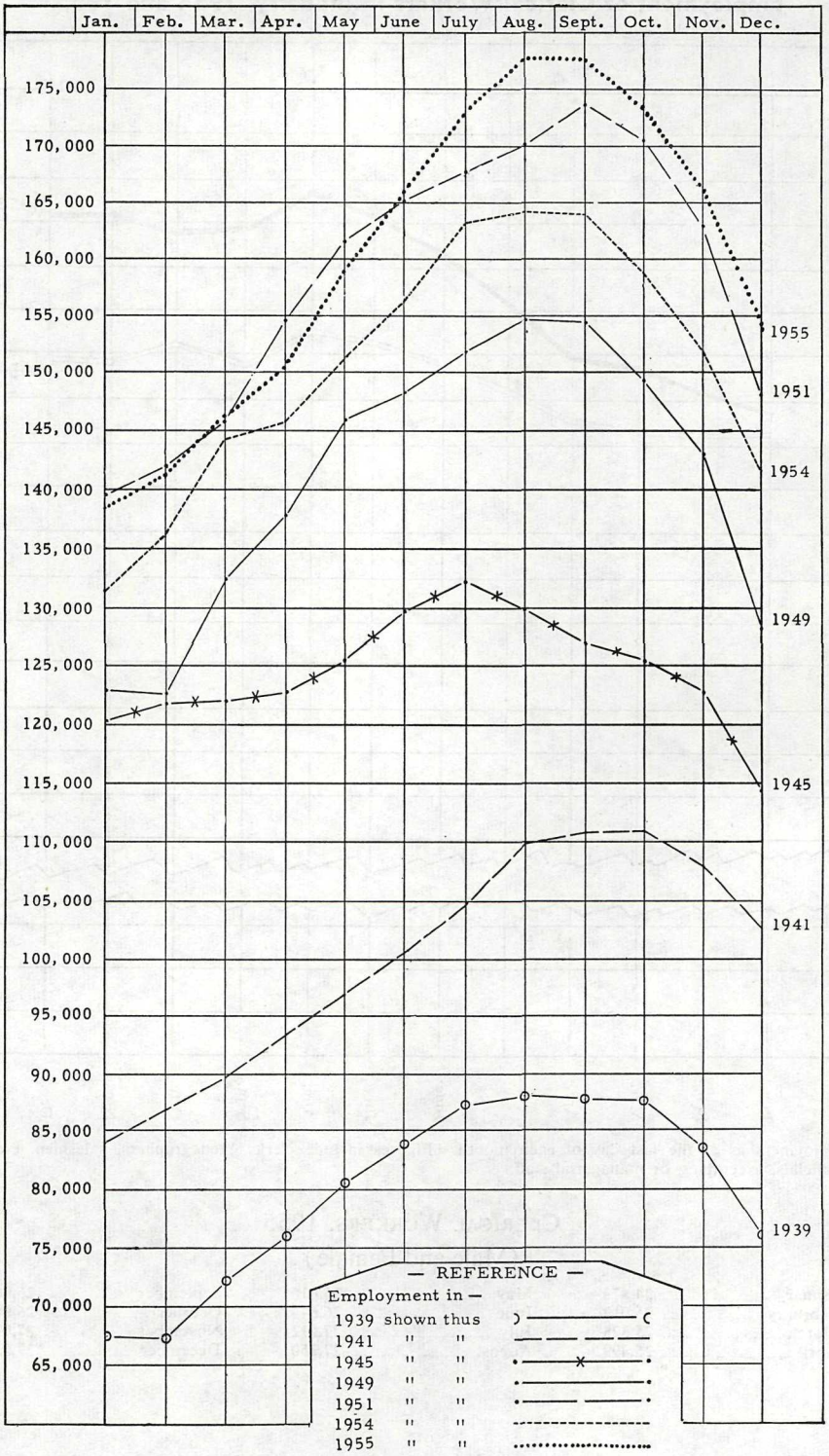

1955

January	138,811	May	158,449	September	177,305
February	141,304	June	165,828	October	173,202
March	146,120	July	173,031	November	166,189
April	150,194	August	177,845	December	153,495

Total Employment in Industry, 1954 and 1955[1]

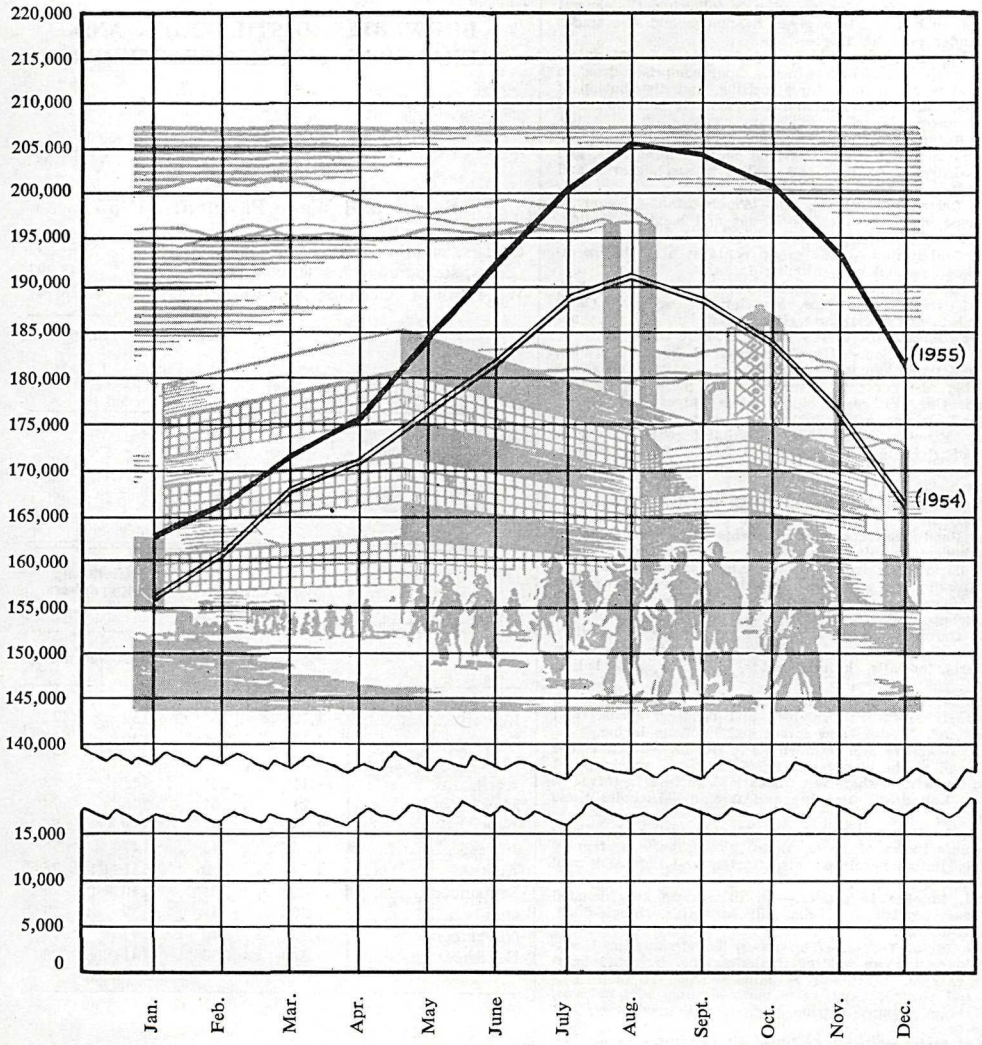

[1] Employment as at the last day of each month. Figures do not include salaried officials, executives, or managerial staff.

Monthly Totals of Industrial Employment, 1955
(Male and Female)

January	163,684	May	184,465	September	204,272
February	166,316	June	192,472	October	200,167
March	171,448	July	200,043	November	193,266
April	175,693	August	205,195	December	180,515

CONTENTS OF TABLES

With regard to the tables immediately following, the general headings of such tables are given hereunder and the trades included under each heading:—

No. 1. Breweries, Distilleries, and Aerated-water Manufacturers.—Also is inclusive of wineries, and comprises firms in or incidental to the manufacture, bottling, and distribution of malt liquors, spirits, alcoholic and non-alcoholic beverages, and carbonated water.

No. 2. Builders' Material, Producers of.—Includes manufacturers of brick, cut stone, Portland cement, lime, tiles, and firebrick; also stone-quarries and dealers in sand, gravel, and crushed rock.

No. 3. Cartage, Trucking, and Warehousing.—Comprises firms engaged in the business of freight and baggage hauling, moving, storage, packing, shipping, and transfer services.

No. 4. Coal-mining.—This group contains also the operation of coke-ovens and coal-shipping docks.

No. 5. Coast Shipping.—Includes the operation of passenger and freight steamships, stevedoring, tug-boats (both general and towing logs), and river navigation, but does not include the operation of vessels in the offshore trade.

No. 6. Construction.—Here are grouped building trades, painting and paper-hanging, plumbing and heating, and sheet-metal works; also contractors for industrial plants, structural-steel fabricating, railway-fencing, sewers, pipes and valves, dredging, pile-driving, wharves, bridges, roofing, and automatic sprinklers. Firms making returns as building contractors, constructors of dry-kilns, refuse-burners, mills, brick-furnaces, electrical contractors, hardwood and sanitary floor-layers, and bricklayers.

No. 7. Explosives, Fertilizers, and Chemicals.—Includes all firms engaged in the manufacture of these commodities.

No. 8. Food Products, Manufacturing of.—This table includes bakeries, biscuit-manufacturers, cereal-milling, creameries and dairies, fish, fruit, and vegetable canneries; packing-houses, curers of ham and bacon, blending of teas; also manufacturers of candy, macaroni, syrup, jams, pickles, sauces, coffee, ketchup, and spices.

No. 9. Garment-making.—Includes tailoring, the manufacture of buttons, pleating, embroidery, etc., jute and cotton goods, shirts, overalls, knitted goods, millinery, and ladies' outfitting.

No. 10. House Furnishings.—Comprises firms engaged in the manufacture of furniture, beds and bedding, springs and mattresses, upholstering, and carpet and linoleum laying.

No. 11. Jewellery Manufacturing and Repair.—Includes the repair as well as the manufacturing of jewellery, watches, and optical instruments (where same is carried on in a factory).

No. 12. Laundries, Cleaning and Dyeing.—Includes these industries only.

No. 13. Leather and Fur Goods, Manufacturing of.—Comprises manufacturers of boots, shoes, gloves, harness, trunks, and leather Indian novelties; also furriers and hide and wool dealers.

No. 14. Lumber Industries.—In this group are included logging, logging-railways, planing-mills, sawmills, shingle-mills, and lumber-dealers.

No. 15. Metal Trades.—This group includes marine blacksmithing, oxy-acetylene welding, boiler-making, iron and brass foundries, garages, vulcanizing, machine and pattern shops, galvanizing and electroplating; also manufacturers of handsaws, nuts and bolts, pumps, marine engines, mill machinery, and repairs to same.

No. 16. Metal-mining.—Includes all metalliferous mining.

No. 17. Miscellaneous Trades and Industries.—Here are grouped returns from trades which are not numerous enough to warrant special categories, and others for which separate tables are not at present maintained. They include manufacturers of soap, paper boxes, bags, and containers, brooms and brushes, tents, awnings, and other canvas goods, aircraft and aircraft parts, motor and aerial transportation, ice and cold storage.

No. 18. Oil Refining and Distributing.—Includes also the manufacture of fish-oil.

No. 19. Paint-manufacturing.—Includes also white-lead corroders and varnish-manufacturers.

No. 20. Printing and Publishing.—This table includes the printing and publishing of newspapers, job-printing, paper-ruling, bookbinding, engraving and embossing, blue-printing, lithographing, draughting and map-publishing, and the manufacture of rubber and metal stamps.

No. 21. Pulp and Paper Manufacturing.—Comprises only firms engaged in that industry.

No. 22. Ship-building and Boat-building.—Comprises both wooden- and steel-ship building and repairing, also construction and repair of small craft and salvage.

No. 23. Smelting and Concentrating.—Comprises only firms engaged in these industries.

No. 24. Street-railways, Gas, Water, Light, Power, Telephones, etc.—This group comprises generating and distribution of light and power, manufacture of domestic and industrial gases, operation of street-railways, waterworks, and telephones.

No. 25. Wood, Manufacture of (not elsewhere specified).—Here are grouped manufacturers of sash and doors, interior finish, water-proof plywood, veneer, store and office fittings, barrels, boxes, ships' knees, ready-cut buildings, wooden pipes and tanks, wooden pulleys, wooden toys, caskets, coffins, and undertakers' supplies.

TABLE No. 1

BREWERIES, DISTILLERIES, AND AERATED-WATER MANUFACTURERS

Returns Covering 46 Firms

Salary and Wage Payments, 1955

Officers, superintendents, and managers	$884,552
Clerks, stenographers, salesmen, etc.	743,997
Wage-earners (including piece-workers)	4,828,747
Total	$6,457,296

Employment

Month	Wage-earners		Clerks, Stenographers, Salesmen, etc.	
	Males	Females	Males	Females
January	1,125	254	139	72
February	1,133	256	140	72
March	1,147	245	142	70
April	1,169	261	145	73
May	1,215	261	146	74
June	1,299	334	150	76
July	1,348	233	147	76
August	1,313	250	151	76
September	1,223	261	140	77
October	1,205	261	139	77
November	1,225	340	141	77
December	1,219	260	141	78

Classified Weekly Earnings

For Week of Employment of Greatest Number	Wage-earners		Clerks, Stenographers, Salesmen, etc.	
	Males	Females	Males	Females
Under $25.00	38	9	3	2
$25.00 to $29.99	11	3	.....	2
30.00 to 34.99	24	8	3	6
35.00 to 39.99	33	21	5	12
40.00 to 44.99	39	7	5	20
45.00 to 49.99	31	61	15	21
50.00 to 54.99	46	25	11	10
55.00 to 59.99	71	78	7	2
60.00 to 69.99	542	123	23	1
70.00 to 79.99	312	4	25	1
80.00 to 89.99	75	1	22	1
90.00 to 99.99	67	.....	14	.....
100.00 and over	136	.....	17	.....

TABLE No. 2

BUILDERS' MATERIAL—PRODUCERS OF

Returns Covering 190 Firms

Salary and Wage Payments, 1955

Officers, superintendents, and managers	$1,638,312
Clerks, stenographers, salesmen, etc.	1,892,682
Wage-earners (including piece-workers)	9,428,824
Total	$12,959,818

Employment

Month	Wage-earners		Clerks, Stenographers, Salesmen, etc.	
	Males	Females	Males	Females
January	2,282	18	300	199
February	2,318	19	308	197
March	2,457	19	317	202
April	2,536	19	315	204
May	2,626	21	318	211
June	2,683	21	322	216
July	2,741	23	322	225
August	2,779	25	329	226
September	2,860	21	339	230
October	2,927	18	339	231
November	2,826	19	338	235
December	2,578	13	337	231

Classified Weekly Earnings

For Week of Employment of Greatest Number	Wage-earners		Clerks, Stenographers, Salesmen, etc.	
	Males	Females	Males	Females
Under $25.00	134	7	.....	11
$25.00 to $29.99	28	3	2	2
30.00 to 34.99	31	6	5	21
35.00 to 39.99	58	5	8	37
40.00 to 44.99	62	2	6	68
45.00 to 49.99	82	2	14	47
50.00 to 54.99	198	1	16	27
55.00 to 59.99	332	.....	15	10
60.00 to 69.99	907	.....	57	14
70.00 to 79.99	656	.....	57	4
80.00 to 89.99	389	.....	66	.....
90.00 to 99.99	208	.....	44	.....
100.00 and over	246	.....	50	.....

TABLE No. 3

CARTAGE, TRUCKING, AND WAREHOUSING

Returns Covering 506 Firms

Salary and Wage Payments, 1955

Officers, superintendents, and managers	$1,634,691
Clerks, stenographers, salesmen, etc.	1,761,333
Wage-earners (including piece-workers)	11,268,269
Total	$14,664,293

Employment

Month	Wage-earners		Clerks, Stenographers, Salesmen, etc.	
	Males	Females	Males	Females
January	2,815	12	275	275
February	2,862	13	288	277
March	2,994	12	284	274
April	3,058	15	287	279
May	3,170	17	286	282
June	3,274	19	283	293
July	3,357	27	295	298
August	3,426	23	301	312
September	3,455	23	303	312
October	3,464	37	295	316
November	3,473	16	300	318
December	3,343	16	299	314

Classified Weekly Earnings

For Week of Employment of Greatest Number	Wage-earners		Clerks, Stenographers, Salesmen, etc.	
	Males	Females	Males	Females
Under $25.00	156	15	8	35
$25.00 to $29.99	51	3	4	17
30.00 to 34.99	75	4	15	35
35.00 to 39.99	51	12	6	84
40.00 to 44.99	112	2	14	79
45.00 to 49.99	124	.....	8	38
50.00 to 54.99	219	.....	24	20
55.00 to 59.99	258	.....	26	7
60.00 to 69.99	858	.....	65	10
70.00 to 79.99	984	.....	57	5
80.00 to 89.99	419	.....	41	1
90.00 to 99.99	245	.....	20	.....
100.00 and over	414	.....	22	1

TABLE No. 4

COAL-MINING

Returns Covering 12 Firms

Salary and Wage Payments, 1955

Officers, superintendents, and managers	$486,208
Clerks, stenographers, salesmen, etc.	67,866
Wage-earners (including piece-workers)	4,131,107
Total	$4,685,181

Employment

Month	Wage-earners		Clerks, Stenographers, Salesmen, etc.	
	Males	Females	Males	Females
January	1,418	1	19	9
February	1,407	1	19	9
March	1,390	1	19	9
April	1,383	.....	19	9
May	1,382	.....	19	9
June	1,395	.....	19	9
July	1,391	.....	19	9
August	1,416	.....	19	9
September	1,370	.....	19	9
October	1,372	1	19	9
November	1,408	1	19	9
December	1,387	1	19	9

Classified Weekly Earnings

For Week of Employment of Greatest Number	Wage-earners		Clerks, Stenographers, Salesmen, etc.	
	Males	Females	Males	Females
Under $25.00	.....	1	.....	.....
$25.00 to $29.99	.....	1	.....	1
30.00 to 34.99	.....	1	.....	2
35.00 to 39.99	2	.....	3	3
40.00 to 44.99	3	1	1	1
45.00 to 49.99	4	1	1	.....
50.00 to 54.99	17	.....	1	2
55.00 to 59.99	1	.....	2	.....
60.00 to 69.99	1,210	2	3	.....
70.00 to 79.99	152	1	5	.....
80.00 to 89.99	55	.....	2	.....
90.00 to 99.99	.....	.....	.....	.....
100.00 and over	.....	.....	1	.....

TABLE No. 5

COAST SHIPPING

Returns Covering 140 Firms

Salary and Wage Payments, 1955

Officers, superintendents, and managers	$2,822,303
Clerks, stenographers, salesmen, etc.	1,977,211
Wage-earners (including piece-workers)	25,314,223
Total	$30,113,737

Employment

Month	Wage-earners		Clerks, Stenographers, Salesmen, etc.	
	Males	Females	Males	Females
January	7,619	72	361	205
February	7,799	76	359	203
March	7,643	94	361	174
April	7,801	70	361	207
May	7,660	93	365	209
June	8,270	116	379	219
July	8,261	142	385	222
August	7,875	133	378	226
September	7,789	107	369	217
October	7,390	79	359	214
November	7,997	81	362	210
December	8,004	77	358	206

Classified Weekly Earnings

For Week of Employment of Greatest Number	Wage-earners		Clerks, Stenographers, Salesmen, etc.	
	Males	Females	Males	Females
Under $25.00	573	9	4	4
$25.00 to $29.99	76	8	2	3
30.00 to 34.99	221	9	6	6
35.00 to 39.99	230	4	7	22
40.00 to 44.99	1,258	30	16	73
45.00 to 49.99	1,110	52	19	55
50.00 to 54.99	654	10	31	33
55.00 to 59.99	777	3	38	19
60.00 to 69.99	617	3	85	4
70.00 to 79.99	1,187	.....	52	2
80.00 to 89.99	1,549	.....	57	3
90.00 to 99.99	712	.....	19	1
100.00 and over	314	.....	30	1

TABLE No. 6

CONSTRUCTION

Returns Covering 2,067 Firms

Salary and Wage Payments, 1955

Officers, superintendents, and managers	$11,722,919
Clerks, stenographers, salesmen, etc.	9,824,223
Wage-earners (including piece-workers)	83,139,935
Total	$104,687,077

Employment

Month	Wage-earners		Clerks, Stenographers, Salesmen, etc.	
	Males	Females	Males	Females
January	15,696	93	1,655	949
February	16,132	97	1,698	957
March	17,237	90	1,751	998
April	19,103	100	1,829	1,012
May	21,369	145	1,831	1,029
June	23,313	167	1,898	1,074
July	24,622	190	1,944	1,090
August	26,048	178	1,963	1,124
September	26,205	120	1,954	1,131
October	26,019	124	1,975	1,145
November	24,179	119	1,971	1,163
December	21,759	119	1,988	1,158

Classified Weekly Earnings

For Week of Employment of Greatest Number	Wage-earners		Clerks, Stenographers, Salesmen, etc.	
	Males	Females	Males	Females
Under $25.00	897	55	47	102
$25.00 to $29.99	310	18	18	45
30.00 to 34.99	318	29	30	98
35.00 to 39.99	492	62	38	126
40.00 to 44.99	780	18	73	236
45.00 to 49.99	734	9	62	169
50.00 to 54.99	1,444	18	103	147
55.00 to 59.99	2,012	10	112	102
60.00 to 69.99	6,957	5	306	82
70.00 to 79.99	4,100	7	333	36
80.00 to 89.99	4,547	2	284	14
90.00 to 99.99	4,839	------	196	5
100.00 and over	5,576	------	327	10

TABLE No. 7

EXPLOSIVES, FERTILIZERS, AND CHEMICALS

Returns Covering 40 Firms

Salary and Wage Payments, 1955

Officers, superintendents, and managers	$778,637
Clerks, stenographers, salesmen, etc.	2,465,855
Wage-earners (including piece-workers)	5,667,968
Total	$8,912,460

Employment

Month	Wage-earners		Clerks, Stenographers, Salesmen, etc.	
	Males	Females	Males	Females
January	1,457	42	477	153
February	1,506	42	477	152
March	1,439	42	478	154
April	1,399	41	482	153
May	1,471	42	484	149
June	1,502	41	490	150
July	1,478	39	488	148
August	1,526	43	482	151
September	1,430	54	476	152
October	1.404	54	475	152
November	1,429	54	479	153
December	1,432	47	476	154

Classified Weekly Earnings

For Week of Employment of Greatest Number	Wage-earners		Clerks, Stenographers, Salesmen, etc.	
	Males	Females	Males	Females
Under $25.00	15	3	1	------
$25.00 to $29.99	6	4	1	1
30.00 to 34.99	9	17	4	6
35.00 to 39.99	10	3	2	23
40.00 to 44.99	43	8	7	37
45.00 to 49.99	29	3	9	47
50.00 to 54.99	78	8	13	25
55.00 to 59.99	82	1	22	7
60.00 to 69.99	306	2	46	7
70.00 to 79.99	546	------	62	4
80.00 to 89.99	272	------	63	1
90.00 to 99.99	75	------	125	------
100.00 and over	50	------	134	------

TABLE No. 8

FOOD PRODUCTS—MANUFACTURE OF

Returns Covering 582 Firms

Salary and Wage Payments, 1955

Officers, superintendents, and managers	$6,042,410
Clerks, stenographers, salesmen, etc.	6,663,790
Wage-earners (including piece-workers)	35,759,995
Total	$48,466,195

Employment

Month	Wage-earners		Clerks, Stenographers, Salesmen, etc.	
	Males	Females	Males	Females
January	7,448	2,427	1,144	902
February	7,314	2,267	1,146	906
March	7,650	2,358	1,162	897
April	8,219	2,510	1,162	902
May	9,029	2,914	1,202	906
June	9,490	3,348	1,216	947
July	10,455	6,073	1,212	959
August	10,998	7,258	1,218	973
September	10,404	7,288	1,202	983
October	9,720	6,427	1,188	968
November	8,750	5,219	1,180	943
December	7,563	2,697	1,156	921

Classified Weekly Earnings

For Week of Employment of Greatest Number	Wage-earners		Clerks, Stenographers, Salesmen, etc.	
	Males	Females	Males	Females
Under $25.00	763	1,622	17	36
$25.00 to $29.99	209	948	2	36
30.00 to 34.99	239	1,074	23	106
35.00 to 39.99	299	1,350	21	134
40.00 to 44.99	502	1,876	36	223
45.00 to 49.99	688	1,257	63	183
50.00 to 54.99	1,205	872	106	140
55.00 to 59.99	1,778	407	105	48
60.00 to 69.99	3,183	385	290	45
70.00 to 79.99	2,035	155	208	17
80.00 to 89.99	954	130	151	2
90.00 to 99.99	543	10	101	1
100.00 and over	752	1	81	2

TABLE No. 9

GARMENT-MAKING

Returns Covering 86 Firms

Salary and Wage Payments, 1955

Officers, superintendents, and managers	$627,033
Clerks, stenographers, salesmen, etc.	499,373
Wage-earners (including piece-workers)	2,922,976
Total	$4,049,382

Employment

Month	Wage-earners		Clerks, Stenographers, Salesmen, etc.	
	Males	Females	Males	Females
January	318	1,148	30	54
February	309	1,181	30	56
March	319	1,162	30	56
April	315	1,083	30	60
May	312	1,022	30	57
June	312	1,070	31	60
July	317	1,100	31	56
August	319	1,114	31	59
September	324	1,132	31	58
October	319	1,183	30	60
November	319	1,091	30	61
December	324	1,031	30	61

Classified Weekly Earnings

For Week of Employment of Greatest Number	Wage-earners		Clerks, Stenographers, Salesmen, etc.	
	Males	Females	Males	Females
Under $25.00	13	188	2	2
$25.00 to $29.99	16	243	.....	4
30.00 to 34.99	12	212	.....	.....
35.00 to 39.99	18	183	.....	10
40.00 to 44.99	40	164	1	11
45.00 to 49.99	25	129	1	7
50.00 to 54.99	30	87	1	15
55.00 to 59.99	40	36	3	.....
60.00 to 69.99	68	40	7	5
70.00 to 79.99	50	17	4	.....
80.00 to 89.99	25	3	4	3
90.00 to 99.99	10	7	.....	.....
100.00 and over	6	.....	3	.....

TABLE No. 10

HOUSE FURNISHINGS—MANUFACTURE OF

Returns Covering 144 Firms

Salary and Wage Payments, 1955

Officers, superintendents, and managers	$807,212
Clerks, stenographers, salesmen, etc.	683,992
Wage-earners (including piece-workers)	3,898,222
Total	$5,389,426

Employment

Month	Wage-earners		Clerks, Stenographers, Salesmen, etc.	
	Males	Females	Males	Females
January	948	264	83	130
February	957	252	83	132
March	980	266	85	137
April	1,020	257	86	140
May	1,033	274	85	136
June	1,069	260	81	133
July	1,096	263	81	137
August	1,133	272	85	129
September	1,153	284	85	147
October	1,161	299	89	145
November	1,181	310	87	152
December	1,156	297	85	152

Classified Weekly Earnings

For Week of Employment of Greatest Number	Wage-earners		Clerks, Stenographers, Salesmen, etc.	
	Males	Females	Males	Females
Under $25.00	65	22	2	18
$25.00 to $29.99	19	23	1	8
30.00 to 34.99	74	57	1	22
35.00 to 39.99	60	54	3	16
40.00 to 44.99	84	90	1	27
45.00 to 49.99	98	45	2	27
50.00 to 54.99	126	20	19	21
55.00 to 59.99	154	19	5	14
60.00 to 69.99	239	14	13	6
70.00 to 79.99	181	2	11	1
80.00 to 89.99	80	2	10	1
90.00 to 99.99	54	.....	7	.....
100.00 and over	45	1	16	.....

TABLE No. 11

JEWELLERY MANUFACTURING AND REPAIR

Returns Covering 33 Firms

Salary and Wage Payments, 1955

Officers, superintendents, and managers	$87,233
Clerks, stenographers, salesmen, etc.	172,937
Wage-earners (including piece-workers)	731,971
Total	$992,141

Employment

Month	Wage-earners		Clerks, Stenographers, Salesmen, etc.	
	Males	Females	Males	Females
January	156	138	11	65
February	158	134	11	63
March	156	131	11	64
April	158	132	11	62
May	155	135	11	64
June	154	154	12	63
July	157	154	13	62
August	156	149	12	59
September	155	145	12	63
October	155	148	12	71
November	160	186	11	81
December	154	175	11	76

Classified Weekly Earnings

For Week of Employment of Greatest Number	Wage-earners		Clerks, Stenographers, Salesmen, etc.	
	Males	Females	Males	Females
Under $25.00	12	29	1	2
$25.00 to $29.99	2	18	1	3
30.00 to 34.99	7	103	.....	26
35.00 to 39.99	16	24	.....	14
40.00 to 44.99	16	9	.....	7
45.00 to 49.99	4	3	1	5
50.00 to 54.99	9	4	.....	12
55.00 to 59.99	3	.....	.....	8
60.00 to 69.99	44	1	3	3
70.00 to 79.99	37	2	1	.....
80.00 to 89.99	9	.....	1	1
90.00 to 99.99	11	1	1	1
100.00 and over	14	.....	.....	.....

TABLE No. 12

LAUNDRIES, CLEANING AND DYEING

Returns Covering 157 Firms

Salary and Wage Payments, 1955

Officers, superintendents, and managers	$639,510
Clerks, stenographers, salesmen, etc.	651,710
Wage-earners (including piece-workers)	5,756,610
Total	$7,047,830

Employment

Month	Wage-earners		Clerks, Stenographers, Salesmen, etc.	
	Males	Females	Males	Females
January	752	1,768	75	183
February	755	1,742	76	186
March	769	1,775	73	179
April	775	1,830	80	183
May	788	1,873	77	188
June	819	1,961	82	200
July	811	2,031	85	197
August	808	2,028	85	184
September	782	1,967	81	195
October	782	1,901	84	188
November	778	1,868	85	199
December	768	1,825	80	200

Classified Weekly Earnings

For Week of Employment of Greatest Number	Wage-earners		Clerks, Stenographers, Salesmen, etc.	
	Males	Females	Males	Females
Under $25.00	46	254	.....	9
$25.00 to $29.99	21	236	.....	14
30.00 to 34.99	35	347	1	42
35.00 to 39.99	41	500	1	39
40.00 to 44.99	64	384	1	36
45.00 to 49.99	64	228	2	28
50.00 to 54.99	115	124	1	12
55.00 to 59.99	134	29	3	7
60.00 to 69.99	184	15	10	5
70.00 to 79.99	131	3	10	1
80.00 to 89.99	22	1	8	1
90.00 to 99.99	13	.....	3	.....
100.00 and over	17	1	1	.....

TABLE No. 13

LEATHER AND FUR GOODS—MANUFACTURE OF

Returns Covering 80 Firms

Salary and Wage Payments, 1955

Officers, superintendents, and managers	$382,488
Clerks, stenographers, salesmen, etc.	262,993
Wage-earners (including piece-workers)	1,314,674
Total	$1,960,155

Employment

Month	Wage-earners		Clerks, Stenographers, Salesmen, etc.	
	Males	Females	Males	Females
January	322	226	35	41
February	314	230	35	37
March	304	263	36	39
April	310	271	34	40
May	309	284	33	39
June	325	280	32	40
July	323	278	32	42
August	314	288	32	42
September	319	295	36	41
October	329	314	35	40
November	331	278	40	42
December	306	258	37	41

Classified Weekly Earnings

For Week of Employment of Greatest Number	Wage-earners		Clerks, Stenographers, Salesmen, etc.	
	Males	Females	Males	Females
Under $25.00	20	34	1	2
$25.00 to $29.99	15	61	1	2
30.00 to 34.99	14	42	2	6
35.00 to 39.99	16	71	.....	6
40.00 to 44.99	25	69	3	13
45.00 to 49.99	25	21	.....	7
50.00 to 54.99	71	17	1	3
55.00 to 59.99	44	6	3	2
60.00 to 69.99	79	4	7	1
70.00 to 79.99	29	.....	6	.....
80.00 to 89.99	14	.....	2	.....
90.00 to 99.99	6	.....	1	.....
100.00 and over	6	2	2	.....

TABLE No. 14

LUMBER INDUSTRIES

Returns Covering 2,329 Firms

Salary and Wage Payments, 1955

Officers, superintendents, and managers	$13,902,226
Clerks, stenographers, salesmen, etc.	8,408,080
Wage-earners (including piece-workers)	140,385,069
Total	$162,695,375

Employment

Month	Wage-earners		Clerks, Stenographers, Salesmen, etc.	
	Males	Females	Males	Females
January	32,675	273	1,075	723
February	34,660	298	1,086	727
March	36,481	319	1,098	745
April	36,262	334	1,102	749
May	38,828	361	1,109	770
June	40,351	396	1,121	793
July	41,521	413	1,140	803
August	42,143	438	1,140	807
September	41,962	434	1,132	811
October	41,549	492	1,123	833
November	37,529	496	1,124	825
December	32,759	328	1,110	808

Classified Weekly Earnings

For Week of Employment of Greatest Number	Wage-earners		Clerks, Stenographers, Salesmen, etc.	
	Males	Females	Males	Females
Under $25.00	1,122	57	19	37
$25.00 to $29.99	357	33	8	23
30.00 to 34.99	343	38	10	39
35.00 to 39.99	481	72	13	82
40.00 to 44.99	699	67	22	153
45.00 to 49.99	887	92	23	166
50.00 to 54.99	1,702	41	35	126
55.00 to 59.99	2,714	52	42	88
60.00 to 69.99	16,355	88	129	81
70.00 to 79.99	8,231	62	204	33
80.00 to 89.99	5,958	20	222	9
90.00 to 99.99	3,659	2	161	3
100.00 and over	6,314	7	278	4

TABLE No. 15

METAL TRADES

Returns Covering 1,776 Firms

Salary and Wage Payments, 1955

Officers, superintendents, and managers	$12,856,676
Clerks, stenographers, salesmen, etc.	14,094,545
Wage-earners (including piece-workers)	47,862,164
Total	$74,813,385

Employment

Month	Wage-earners		Clerks, Stenographers, Salesmen, etc.	
	Males	Females	Males	Females
January	12,528	449	2,195	1,578
February	12,729	473	2,242	1,588
March	12,954	496	2,273	1,603
April	13,243	504	2,277	1,612
May	13,522	527	2,310	1,656
June	13,989	565	2,341	1,697
July	14,302	575	2,338	1,723
August	14,613	577	2,350	1,723
September	14,554	590	2,327	1,728
October	14,544	619	2,358	1,746
November	14,559	602	2,371	1,772
December	14,346	590	2,366	1,759

Classified Weekly Earnings

For Week of Employment of Greatest Number	Wage-earners		Clerks, Stenographers, Salesmen, etc.	
	Males	Females	Males	Females
Under $25.00	624	57	47	108
$25.00 to $29.99	248	28	25	84
30.00 to 34.99	338	70	35	171
35.00 to 39.99	478	113	53	265
40.00 to 44.99	720	103	68	412
45.00 to 49.99	767	81	103	334
50.00 to 54.99	1,335	77	152	225
55.00 to 59.99	1,282	56	231	85
60.00 to 69.99	3,262	64	416	84
70.00 to 79.99	3,837	22	290	41
80.00 to 89.99	1,869	1	287	7
90.00 to 99.99	797	.....	240	1
100.00 and over	843	.....	390	1

TABLE No. 16

METAL-MINING

Returns Covering 115 Firms

Salary and Wage Payments, 1955

Officers, superintendents, and managers	$1,730,070
Clerks, stenographers, salesmen, etc.	3,406,851
Wage-earners (including piece-workers)	18,873,920
Total	$24,010,841

Employment

Month	Wage-earners		Clerks, Stenographers, Salesmen, etc.	
	Males	Females	Males	Females
January	4,242	67	538	100
February	4,261	68	536	99
March	4,404	65	556	99
April	4,525	67	563	97
May	4,853	73	586	98
June	5,020	74	590	98
July	5,127	74	591	101
August	5,052	81	585	102
September	4,928	76	574	104
October	4,888	75	566	105
November	4,761	77	570	107
December	4,526	74	575	105

Classified Weekly Earnings

For Week of Employment of Greatest Number	Wage-earners		Clerks, Stenographers, Salesmen, etc.	
	Males	Females	Males	Females
Under $25.00	68	9	2	1
$25.00 to $29.99	23	12	.....	7
30.00 to 34.99	31	2	2	1
35.00 to 39.99	31	8	.....	9
40.00 to 44.99	59	6	1	23
45.00 to 49.99	165	7	1	15
50.00 to 54.99	479	4	9	23
55.00 to 59.99	536	9	15	9
60.00 to 69.99	910	19	52	15
70.00 to 79.99	1,017	5	114	3
80.00 to 89.99	1,355	.....	106	3
90.00 to 99.99	457	.....	133	.....
100.00 and over	515	1	219	1

TABLE No. 17

MISCELLANEOUS TRADES AND INDUSTRIES

Returns Covering 551 Firms

Salary and Wage Payments, 1955

Officers, superintendents, and managers	$6,063,834
Clerks, stenographers, salesmen, etc.	7,262,194
Wage-earners (including piece-workers)	23,479,079
Total	$36,805,107

Employment

Month	Wage-earners		Clerks, Stenographers, Salesmen, etc.	
	Males	Females	Males	Females
January	5,164	1,063	1,055	985
February	5,321	1,101	1,075	1,001
March	5,492	1,135	1,114	1,015
April	5,657	1,193	1,133	1,030
May	6,051	1,304	1,147	1,036
June	6,476	1,400	1,167	1,077
July	6,581	1,427	1,176	1,112
August	7,351	1,531	1,243	1,201
September	6,897	2,294	1,182	1,095
October	6,195	1,414	1,187	1,093
November	6,148	1,353	1,193	1,093
December	6,107	1,280	1,205	1,102

Classified Weekly Earnings

For Week of Employment of Greatest Number	Wage-earners		Clerks, Stenographers, Salesmen, etc.	
	Males	Females	Males	Females
Under $25.00	468	249	45	37
$25.00 to $29.99	133	125	8	43
30.00 to 34.99	423	254	35	86
35.00 to 39.99	391	1,038	59	210
40.00 to 44.99	606	281	55	239
45.00 to 49.99	479	225	99	217
50.00 to 54.99	671	177	90	179
55.00 to 59.99	757	123	106	75
60.00 to 69.99	1,609	68	260	106
70.00 to 79.99	1,529	36	185	42
80.00 to 89.99	769	13	142	15
90.00 to 99.99	280	2	72	.....
100.00 and over	418	3	106	1

TABLE No. 18

OIL REFINING AND DISTRIBUTING

Returns Covering 96 Firms

Salary and Wage Payments, 1955

Officers, superintendents, and managers	$2,893,296
Clerks, stenographers, salesmen, etc.	4,441,870
Wage-earners (including piece-workers)	8,155,538
Total	$15,490,704

Employment

Month	Wage-earners		Clerks, Stenographers, Salesmen, etc.	
	Males	Females	Males	Females
January	2,232	69	720	366
February	1,882	70	718	347
March	1,946	76	723	370
April	1,852	54	718	361
May	1,908	92	753	383
June	1,926	71	775	396
July	1,933	85	776	398
August	1,918	75	795	407
September	1,866	63	772	408
October	1,727	20	759	401
November	2,140	61	758	394
December	2,103	61	762	399

Classified Weekly Earnings

For Week of Employment of Greatest Number	Wage-earners		Clerks, Stenographers, Salesmen, etc.	
	Males	Females	Males	Females
Under $25.00	61	33	2	4
$25.00 to $29.99	11	3	.....	2
30.00 to 34.99	13	7	.....	3
35.00 to 39.99	16	5	11	18
40.00 to 44.99	27	2	27	57
45.00 to 49.99	72	4	28	79
50.00 to 54.99	92	13	37	102
55.00 to 59.99	131	14	36	62
60.00 to 69.99	332	28	116	50
70.00 to 79.99	595	8	135	24
80.00 to 89.99	453	.....	158	8
90.00 to 99.99	280	1	99	2
100.00 and over	717	2	121	.....

TABLE No. 19

PAINT-MANUFACTURING

Returns Covering 19 Firms

Salary and Wage Payments, 1955

Officers, superintendents, and managers	$404,022
Clerks, stenographers, salesmen, etc.	692,587
Wage-earners (including piece-workers)	1,053,296
Total	$2,149,905

Employment

Month	Wage-earners		Clerks, Stenographers, Salesmen, etc.	
	Males	Females	Males	Females
January	281	41	115	68
February	286	43	120	67
March	295	46	118	69
April	299	48	118	70
May	303	50	115	70
June	324	48	116	71
July	324	52	114	74
August	324	51	117	76
September	308	52	115	73
October	315	47	116	74
November	314	51	118	76
December	315	48	116	73

Classified Weekly Earnings

For Week of Employment of Greatest Number	Wage-earners		Clerks, Stenographers, Salesmen, etc.	
	Males	Females	Males	Females
Under $25.00	6	1	.....	1
$25.00 to $29.99	2	.....	.....	2
30.00 to 34.99	17	4	2	7
35.00 to 39.99	22	3	3	8
40.00 to 44.99	23	7	6	27
45.00 to 49.99	17	19	4	14
50.00 to 54.99	36	7	11	6
55.00 to 59.99	40	5	6	4
60.00 to 69.99	78	3	30	5
70.00 to 79.99	64	.....	27	.....
80.00 to 89.99	27	.....	12	.....
90.00 to 99.99	3	.....	12	.....
100.00 and over	7	.....	3	.....

TABLE No. 20

PRINTING AND PUBLISHING

Returns Covering 181 Firms

Salary and Wage Payments, 1955

Officers, superintendents, and managers	$2,025,276
Clerks, stenographers, salesmen, etc.	5,559,821
Wage-earners (including piece-workers)	9,462,294
Total	$17,047,391

Employment

Month	Wage-earners		Clerks, Stenographers, Salesmen, etc.	
	Males	Females	Males	Females
January	2,029	364	865	625
February	2,055	380	849	655
March	2,037	379	850	662
April	2,055	356	863	670
May	2,075	367	865	672
June	2,071	351	870	681
July	2,080	371	893	703
August	2,120	369	895	711
September	2,156	392	891	703
October	2,181	398	868	702
November	2,204	416	883	703
December	2,193	402	878	712

Classified Weekly Earnings

For Week of Employment of Greatest Number	Wage-earners		Clerks, Stenographers, Salesmen, etc.	
	Males	Females	Males	Females
Under $25.00	125	91	16	50
$25.00 to $29.99	66	40	27	46
30.00 to 34.99	78	53	21	92
35.00 to 39.99	67	38	31	152
40.00 to 44.99	72	45	23	128
45.00 to 49.99	50	28	30	90
50.00 to 54.99	75	97	63	55
55.00 to 59.99	68	17	49	27
60.00 to 69.99	205	11	99	28
70.00 to 79.99	197	15	85	17
80.00 to 89.99	343	8	116	4
90.00 to 99.99	380	6	144	13
100.00 and over	575	.....	163	7

TABLE No. 21

PULP AND PAPER—MANUFACTURE OF

Returns Covering 15 Firms

Salary and Wage Payments, 1955

Officers, superintendents, and managers	$4,031,856
Clerks, stenographers, salesmen, etc.	3,361,268
Wage-earners (including piece-workers)	27,468,636
Total	$34,861,760

Employment

Month	Wage-earners		Clerks, Stenographers, Salesmen, etc.	
	Males	Females	Males	Females
January	5,688	170	508	290
February	5,713	171	516	295
March	5,768	171	525	304
April	5,821	167	541	303
May	5,980	214	563	310
June	6,196	218	580	322
July	6,138	206	589	328
August	6,155	203	600	332
September	6,028	173	576	330
October	6,079	169	585	330
November	6,079	185	592	328
December	6,044	177	583	332

Classified Weekly Earnings

For Week of Employment of Greatest Number	Wage-earners		Clerks, Stenographers, Salesmen, etc.	
	Males	Females	Males	Females
Under $25.00	111	17	.....	1
$25.00 to $29.99	46	6	2	2
30.00 to 34.99	32	4	2	18
35.00 to 39.99	44	9	2	29
40.00 to 44.99	52	17	8	54
45.00 to 49.99	45	41	7	67
50.00 to 54.99	92	55	17	40
55.00 to 59.99	163	23	22	54
60.00 to 69.99	1,161	30	39	37
70.00 to 79.99	1,304	4	98	19
80.00 to 89.99	1,300	5	99	6
90.00 to 99.99	688	.....	95	.....
100.00 and over	1,171	.....	202	.....

TABLE No. 22

SHIP-BUILDING AND BOAT-BUILDING

Returns Covering 77 Firms

Salary and Wage Payments, 1955

Officers, superintendents, and managers	$834,126
Clerks, stenographers, salesmen, etc.	1,220,128
Wage-earners (including piece-workers)	13,137,413
Total	$15,191,667

Employment

Month	Wage-earners		Clerks, Stenographers, Salesmen, etc.	
	Males	Females	Males	Females
January	3,041	4	228	114
February	3,134	4	223	111
March	3,360	5	221	115
April	3,563	6	223	112
May	3,446	7	223	117
June	3,384	7	224	121
July	3,281	12	223	124
August	3,340	11	226	129
September	3,478	9	222	126
October	3,721	6	221	126
November	3,905	3	218	129
December	3,940	3	220	131

Classified Weekly Earnings

For Week of Employment of Greatest Number	Wage-earners		Clerks, Stenographers, Salesmen, etc.	
	Males	Females	Males	Females
Under $25.00	95	7	2	6
$25.00 to $29.99	62	1	2	11
30.00 to 34.99	46	2	1	29
35.00 to 39.99	62	3	4	31
40.00 to 44.99	60	1	2	25
45.00 to 49.99	86	.....	10	14
50.00 to 54.99	82	.....	11	7
55.00 to 59.99	87	1	10	5
60.00 to 69.99	513	.....	27	2
70.00 to 79.99	1,069	.....	43	2
80.00 to 89.99	1,294	.....	40	1
90.00 to 99.99	457	.....	18	.....
100.00 and over	597	.....	43	.....

TABLE No. 23

SMELTING AND CONCENTRATING

Returns Covering 10 Firms

Salary and Wage Payments, 1955

Officers, superintendents, and managers	$2,017,799
Clerks, stenographers, salesmen, etc.	5,301,086
Wage-earners (including piece-workers)	20,889,167
Total	$28,208,052

Employment

Month	Wage-earners		Clerks, Stenographers, Salesmen, etc.	
	Males	Females	Males	Females
January	4,531	61	927	235
February	4,488	67	894	239
March	4,453	69	902	238
April	4,568	69	816	251
May	4,798	71	931	257
June	5,007	77	942	271
July	5,212	85	957	274
August	5,234	86	965	271
September	5,481	85	939	277
October	5,356	87	957	280
November	5,314	68	944	300
December	5,260	65	960	310

Classified Weekly Earnings

For Week of Employment of Greatest Number	Wage-earners		Clerks, Stenographers, Salesmen, etc.	
	Males	Females	Males	Females
Under $25.00	43	47	4	.....
$25.00 to $29.99	23	3	1	.....
30.00 to 34.99	36	2	8	3
35.00 to 39.99	33	4	6	32
40.00 to 44.99	39	2	5	53
45.00 to 49.99	53	3	2	83
50.00 to 54.99	78	1	5	48
55.00 to 59.99	127	5	15	29
60.00 to 69.99	1,133	15	60	38
70.00 to 79.99	2,183	5	127	25
80.00 to 89.99	1,051	2	183	3
90.00 to 99.99	366	2	226	.....
100.00 and over	516	1	349	1

TABLE No. 24

STREET-RAILWAYS, GAS, WATER, LIGHT, POWER, TELEPHONES, ETC.

Returns Covering 109 Firms

Salary and Wage Payments, 1955

Officers, superintendents, and managers	$3,047,610
Clerks, stenographers, salesmen, etc.	11,179,127
Wage-earners (including piece-workers)	31,508,070
Total	$45,734,807

Employment

Month	Wage-earners		Clerks, Stenographers, Salesmen, etc.	
	Males	Females	Males	Females
January	5,912	3,501	1,637	1,681
February	5,934	3,195	1,647	1,652
March	5,971	3,209	1,648	1,667
April	6,170	3,282	1,641	1,668
May	6,157	3,382	1,697	1,689
June	6,212	3,458	1,738	1,750
July	6,315	3,496	1,751	1,816
August	6,347	3,417	1,785	1,796
September	6,295	3,441	1,773	1,710
October	6,274	3,368	1,752	1,684
November	6,368	3,397	1,746	1,705
December	6,294	3,401	1,746	1,710

Classified Weekly Earnings

For Week of Employment of Greatest Number	Wage-earners		Clerks, Stenographers, Salesmen, etc.	
	Males	Females	Males	Females
Under $25.00	91	83	21	30
$25.00 to $29.99	66	115	4	29
30.00 to 34.99	61	646	9	132
35.00 to 39.99	53	724	13	259
40.00 to 44.99	98	840	20	279
45.00 to 49.99	131	655	50	361
50.00 to 54.99	140	107	86	222
55.00 to 59.99	371	190	98	203
60.00 to 69.99	1,562	52	306	186
70.00 to 79.99	1,657	23	309	40
80.00 to 89.99	715	5	228	9
90.00 to 99.99	1,097	4	155	2
100.00 and over	557	.....	350	10

TABLE No. 25

WOOD-MANUFACTURING (N.E.S.)

Returns Covering 176 Firms

Salary and Wage Payments, 1955

Officers, superintendents, and managers	$2,095,197
Clerks, stenographers, salesmen, etc.	1,623,018
Wage-earners (including piece-workers)	20,703,577
Total	$24,421,792

Employment

Month	Wage-earners		Clerks, Stenographers, Salesmen, etc.	
	Males	Females	Males	Females
January	4,792	815	238	166
February	4,877	820	243	165
March	5,202	844	247	164
April	5,397	867	248	168
May	5,581	899	252	167
June	5,613	918	257	171
July	5,615	896	258	175
August	5,643	894	258	180
September	5,666	911	259	178
October	5,687	898	262	182
November	5,649	872	262	180
December	5,496	874	263	177

Classified Weekly Earnings

For Week of Employment of Greatest Number	Wage-earners		Clerks, Stenographers, Salesmen, etc.	
	Males	Females	Males	Females
Under $25.00	167	27	5	7
$25.00 to $29.99	60	13	1	1
30.00 to 34.99	113	23	5	12
35.00 to 39.99	55	34	.....	11
40.00 to 44.99	105	45	3	39
45.00 to 49.99	120	39	6	31
50.00 to 54.99	424	35	7	39
55.00 to 59.99	415	287	12	7
60.00 to 69.99	2,939	329	39	24
70.00 to 79.99	1,111	118	39	4
80.00 to 89.99	482	7	37	3
90.00 to 99.99	179	1	39	.....
100.00 and over	172	.....	48	1

SUMMARY OF ALL TABLES

Returns Covering 9,537 Firms

Total Salary and Wage Payments during Twelve Months Ended December 31st, 1955

Officers, superintendents, and managers	$80,455,496	
Clerks, stenographers, salesmen, etc.	94,218,537	
Wage-earners (including piece-workers)	557,141,744	
		$731,815,777
Returns received too late to be included in above summary	$1,910,902	
Transcontinental railways (ascertained payroll)	44,774,441	
Estimated additional payrolls, including employers covered by the survey but not filing returns, and additional services not included in the tables, namely, Governmental workers, wholesale and retail firms, and miscellaneous (estimated payroll)	471,498,880	
		518,184,223
Total		$1,250,000,000

Employment

Month	Wage-earners		Clerks, Stenographers, Salesmen, etc.	
	Males	Females	Males	Females
January	125,471	13,340	14,705	10,168
February	128,304	13,000	14,819	10,193
March	132,848	13,272	15,024	10,304
April	136,658	13,536	15,084	10,415
May	144,021	14,428	15,438	10,578
June	150,474	15,354	15,716	10,928
July	154,786	18,245	15,860	11,152
August	158,351	19,494	16,045	11,305
September	157,088	20,217	15,809	11,158
October	154,763	18,439	15,793	11,172
November	149,026	17,163	15,822	11,255
December	139,376	14,119	15,801	11,219

Classified Weekly Earnings

For Week of Employment of Greatest Number	Wage-earners		Clerks, Stenographers, Salesmen, etc.	
	Males	Females	Males	Females
Under $25.00	5,772	2,926	250	505
$25.00 to $29.99	1,861	1,948	110	388
30.00 to 34.99	2,590	3,014	220	969
35.00 to 39.99	3,059	4,340	289	1,632
40.00 to 44.99	5,588	4,076	404	2,320
45.00 to 49.99	5,889	3,006	560	2,105
50.00 to 54.99	9,418	1,800	850	1,539
55.00 to 59.99	12,377	1,371	983	874
60.00 to 69.99	45,253	1,301	2,488	839
70.00 to 79.99	33,194	489	2,487	321
80.00 to 89.99	24,026	200	2,341	96
90.00 to 99.99	15,426	36	1,925	29
100.00 and over	19,920	18	2,955	40
Totals	184,373	24,525	15,862	11,657

"Hours of Work Act"

The gradual decline in industrial working-hours, which has been apparent since the early post-war years, reached a low ebb in 1954, the average for that year being noted at the lowest point since the 44-hour limit became effective in 1946.

Representing the average working-time for all industrial wage-earners reported during one week of normal employment, the single figure computed for each year is recorded as a reliable indicator of the general trend in hours of work.

During the year 1955 the average industrial work-week for all employees reported in the wage-earner classification was computed at 41.34 hours, a new low figure in the yearly averages listed in this section of the Report. Comparative average figures for the years 1930 to 1955 were as follows:—

1930	48.62	1943	47.19
1931	47.37	1944	46.02
1932	47.69	1945	45.59
1933	47.35	1946	43.63
1934	47.32	1947	42.24
1935	47.17	1948	42.21
1936	47.63	1949	42.24
1937	47.25	1950	41.89
1938	46.84	1951	42.01
1939	47.80	1952	42.00
1940	46.91	1953	41.60
1941	46.90	1954	41.37
1942	48.12	1955	41.34

The table below shows the total number of wage-earners reported under a section of the questionnaire dealing with hours of work, together with the proportion of the total working at the legal maximum hours or less and those remaining at hours in excess of the legal limit.

Comparative Figures, 1947 to 1955 (Wage-earners)

Year	Firms Reporting	Wage-earners Reported	44 Hours or Less per Week	In Excess of 44 Hours
			Per Cent	Per Cent
1947	8,410	159,300	80.63	19.37
1948	8,736	165,411	81.59	18.41
1949	9,020	161,945	81.86	18.14
1950	9,509	169,342	83.06	16.94
1951	9,635	178,909	82.24	17.76
1952	9,200	180,107	83.20	16.80
1953	9,008	172,174	85.56	14.44
1954	9,076	169,757	85.93	14.07
1955	9,537	177,025	84.75	15.25

Information dealing with hours of work for 1955 is based on a coverage of some 177,025 wage-earners, male and female, as reported in this section of the questionnaire by the 9,537 employers replying to the Department of Labour inquiry.

In relation to figures for the previous year, such changes as occurred in the average working-time in most industries during 1955 were very slight, the increase or decrease in most instances resulting only in fractional differences in the annual figures compiled for this Report.

For wage-earners the average work-week in 1955 was shorter in sixteen of the twenty-nine industrial classifications covered in the hours-of-work inquiry, while the average working-time for clerical employees decreased in eighteen of the industries listed.

Somewhat longer hours were noted in metal-mining, coal-mining, the construction industry, public utilities, and others in lesser degree, but such minor increases were offset by shorter working-time in most forest industries, cartage and warehousing, coast

shipping, pulp and paper manufacturing, ship-building, and similar classifications accounting for the greater proportion of over-all employment.

In 1954 the proportion of the total wage-earner section reported as working in excess of the forty-four-hour week stood at 14.07 per cent, the lowest yet recorded for this group. With the increased coverage of the current year's survey, however, and greater activity noted in some industries normally reporting longer hours, the 1955 percentage in excess of the legal limit was slightly higher at 15.25 per cent of total. Some 84.75 per cent of the reported total of 177,025 wage-earners were shown as working at or below the forty-four-hour limit.

Clerical workers included in the survey relating to hours of work numbered some 26,855 for 1955, as compared with 25,989 reported in this classification during the previous year.

Average Weekly Hours of Work, by Industries

Hours-of-work information compiled separately for wage-earners and clerical workers is presented in the tables immediately following, the listed figures representing the average weekly hours recorded for 1955 and previous years in the various industrial classifications included in the survey.

Average Weekly Hours of Work

Wage-earners

Industry	1951	1952	1953	1954	1955
Breweries, distilleries, and aerated-water manufacturers	40.60	40.39	40.50	40.21	40.28
Builders' materials	42.03	42.98	42.26	41.59	41.00
Cartage, trucking, and warehousing	45.19	44.42	44.78	43.79	42.92
Coal-mining	39.90	40.08	39.97	36.26	40.08
Coast shipping	46.74	44.26	42.84	43.28	42.60
Construction	43.02	43.91	41.86	41.25	41.51
Explosives, fertilizers, and chemicals	41.78	40.29	41.56	40.52	40.75
Food-products manufacturing	43.04	43.47	43.05	42.91	42.65
Garment-manufacturing	38.51	39.16	39.39[1]	39.15	38.75
House furnishings	40.34	39.95	40.03	40.10	40.45
Jewellery manufacturing and repair	38.28	38.17	37.57	38.20	37.58
Laundries, cleaning and dyeing	40.94	41.26	40.72	39.21	39.32
Leather- and fur-goods manufacturing	39.70	40.28	40.76	40.39	40.68
Lumber industries—					
Logging	42.36	41.77	42.11	42.09	42.05
Lumber-dealers	42.61	42.61	42.59	42.23	42.49
Planing-mills	41.68	42.18	42.29	42.30	41.26
Sawmills	41.03	41.07	41.05	41.06	40.99
Shingle-mills	39.88	39.62	39.68	40.08	39.82
Metal trades	41.77	41.39	42.10	41.15	40.97
Metal-mining	44.32	45.04	43.88	43.49	44.23
Miscellaneous trades and industries	41.54	40.84	40.39	40.39	40.48
Oil refining and distributing	43.86	43.40	43.88	43.90	44.14
Paint-manufacturing	40.58	40.25	40.71[1]	40.79	39.87
Printing and publishing	37.72	37.98	37.36	37.91	37.07
Pulp and paper manufacturing	42.89	40.82	41.75	42.74	42.42
Ship-building and boat-building	41.63	41.48	41.08	42.08	41.16
Smelting and concentrating	42.17	40.07	40.89	41.79	41.61
Street-railways, gas, water, power, telephones, etc.	38.60	38.49	39.98	38.46	38.63
Wood-manufacturing (N.E.S.)	39.93	40.22	40.04	40.21	40.87

[1] Revised since 1953 Report.

Clerical Workers

Breweries, distilleries, and aerated-water manufacturers	38.51	37.74	37.80	38.30	38.04
Builders' materials	38.05	37.22	36.80	36.43	36.64
Cartage, trucking, and warehousing	39.78	39.42	40.07	39.71	39.38
Coal-mining	39.18	38.90	39.68	39.81	39.82
Coast shipping	39.93	38.39	38.37	37.82	38.00
Construction	38.37	40.11	39.08	38.07	37.77
Explosives, fertilizers, and chemicals	39.79	38.99	39.09	38.46	38.64
Food-products manufacturing	40.52	40.07	40.45	39.33	39.04
Garment-manufacturing	38.99	39.83	39.22[1]	39.06	38.59
House furnishings	39.17	39.43	39.04	38.23	38.13
Jewellery manufacturing and repair	37.62	37.38	37.09	37.05	37.54
Laundries, cleaning and dyeing	42.16	41.69	41.22	40.23	39.62
Leather- and fur-goods manufacturing	38.30	37.51	36.46	38.43	37.87
Lumber industries—					
Logging	41.50	39.16	41.04	40.32	39.51
Lumber-dealers	38.21	38.57	39.89	39.66	39.71
Planing-mills	40.37	40.33	40.46	41.42	40.96
Sawmills	39.33	39.36	38.51	37.55	36.91
Shingle-mills	39.02	38.44	37.24	36.04	37.13
Metal trades	39.95	39.68	39.39	39.02	38.73
Metal-mining	43.80	42.50	42.17	41.75	41.97
Miscellaneous trades and industries	39.38	38.87	38.73	38.15	38.05
Oil refining and distributing	37.17	36.63	36.81	36.90	37.20
Paint-manufacturing	38.74	38.53	38.28[1]	37.83	36.99
Printing and publishing	37.24	37.08	36.42	36.45	38.39
Pulp and paper manufacturing	37.86	38.10	38.50	37.67	38.07
Ship-building and boat-building	38.63	38.33	37.47	37.16	36.92
Smelting and concentrating	41.60	41.08	40.41	40.71	39.60
Street-railways, gas, water, power, telephones, etc.	35.59	35.74	35.93	35.89	35.87
Wood-manufacturing (N.E.S.)	37.30	38.10	37.69	37.11	36.12

[1] Revised since 1953 Report.



Statistics of Civil and Municipal Workers

A segregation of statistical information with particular reference to civic and municipal workers is maintained on an annual basis for presentation in the section to follow. While the 1955 totals appearing in this section have already been included with summary figures shown elsewhere in this Report (as a portion of the total Provincial payroll), they are presented here in direct comparison with similar totals for civic and municipal workers in previous years.

Summary totals mentioned in the tables are inclusive of workers employed in public works, the construction and maintenance of waterworks, generation and distribution of light and power, and similar operations owned and operated by the cities and municipalities reporting in the survey.

Total labour costs reported by the 139 civic and municipal administrations completing returns in time for tabulation in the 1955 survey amounted to $21,358,355, an increase of $1,607,610 above the figure of $19,750,745 reported for 1954.

Payroll totals for each of the three main classifications of civic and municipal employees covered in the 1955 survey are shown in the table following, together with comparative figures for the years 1953 and 1954:—

	1953	1954	1955
Officers, superintendents, and managers	$2,180,728	$2,033,828	$2,169,471
Clerks, stenographers, etc.	2,142,661	2,813,855	2,613,945
Wage-earners	14,585,192	14,903,062	16,574,939
Totals	$18,908,581	$19,750,745	$21,358,355

On the basis of the returns received, over-all employment totals of civic and municipal workers in 1955 were slightly below the level of the previous year, although some increase was apparent in the number of female office employees reported.

Top employment period was during the month of July, a total of 6,403 employees in all categories being reported for that month, as compared with a high of 6,626 reported in August of 1954.

Monthly employment totals of male and female civic and municipal workers are shown in the table below, with separate figures relating to wage-earners and clerical employees for the comparative years 1954 and 1955:—

Employment Totals[1] of Civic and Municipal Workers, 1954 and 1955

Month	1954				1955			
	Wage-earners		Clerks, Stenographers, etc.		Wage-earners		Clerks, Stenographers, etc.	
	Males	Females	Males	Females	Males	Females	Males	Females
January	4,477	52	599	266	4,536	54	551	296
February	4,384	58	595	267	4,550	62	557	297
March	4,591	64	603	271	4,648	49	557	299
April	4,813	113	611	267	4,829	78	557	303
May	5,030	125	620	271	5,050	107	564	304
June	5,200	155	625	282	5,225	126	567	322
July	5,417	179	629	291	5,356	142	580	325
August	5,540	153	638	295	5,328	146	577	329
September	5,077	75	627	292	5,164	61	579	322
October	4,936	58	629	297	4,979	69	577	331
November	4,793	59	629	300	4,771	54	579	334
December	4,658	52	639	304	4,661	68	583	331

[1] Totals represent the number of employees on payroll on the last day of each month or nearest working-date.

Indicating the varying proportion of the male wage-earner group in each wage category, the percentages listed below show the comparative concentration of civic and municipal employment in relation to weekly earnings for the years 1954 and 1955.

Weekly Earnings	Percentage of Employees 1954	1955
Under $25.00	2.63	3.55
$25.00 to $29.99	1.23	0.64
30.00 to 34.99	1.23	1.09
35.00 to 39.99	1.06	1.76
40.00 to 44.99	2.45	3.21
45.00 to 49.99	6.74	4.50
50.00 to 54.99	7.88	9.63
55.00 to 59.99	24.52	14.26
60.00 to 69.99	35.49	40.56
70.00 to 79.99	10.34	11.89
80.00 to 89.99	3.93	4.16
90.00 to 99.99	1.95	2.33
100.00 and over	0.55	2.42

Average weekly earnings for civic and municipal workers in the wage-earner group climbed to a new high of $61.95 in 1955, an increase of $1.36 above the average of $60.59 recorded for the previous year.

Clerical earnings in this section did not reach the high mark of the preceding year, and were generally just below the level of the 1954 averages. For male employees in clerical occupations the average was computed at $65.20, off slightly from the previous year's high of $66.04, while female office-workers earned an average of $44.73 for the week under review, just below the 1954 figure of $45.13.

Average working-time for civic and municipal employees was a little less in 1955 than during 1954. The average figure representing weekly hours for wage-earners was computed at 40.11, down from 40.46 hours for a similar period in 1954. The average week for clerical employees stood at 36.69 hours in 1955, a fraction below the 36.87 hours recorded for this group in 1954.

Summary of New Laws Affecting Labour

(Passed by the Legislature of British Columbia, Session 1956)

"Annual Holidays Act, 1956"

This Act provides for an annual holiday of two weeks with pay based on 4 per cent of the total wages and salary earned by the employee for the period of his employment. The Act comes into force July 1st, 1957.

"Boiler and Pressure-vessel Act Amendment Act, 1956"

The definition of "Department" was deleted as being unnecessary.

"Coal-mines Regulation Act Amendment Act, 1956"

This Act made minor amendments to meet the recent amendments made to the Canadian Electrical Code.

"Factories Act Amendment Act, 1956"

This Act deleted from the existing Statute the restrictions on the hours of operation of laundry, cleaning, dyeing, pressing, and dressmaking establishments. The hours of operation of such establishments may now be governed by municipal by-law.

"Fair Employment Practices Act"

This Act makes statutory the principle that it is contrary to public policy in British Columbia to discriminate against men and women in respect of their employment or membership in trade-unions because of race, religion, colour, nationality, ancestry, or place of origin.

"Mechanics' Lien Act, 1956"

This Act repeals the "Mechanics' Lien Act" and substitutes a new Act for it. Basically the effect and purpose of the new Act is to simplify the procedure for filing mechanics' liens and taking action to enforce same, to extend the trust fund provisions, to create certain hold-back provisions, and to eliminate certain unused provisions in anomalous situations which have arisen under the present Act.

"Metalliferous Mines Regulation Act Amendment Act, 1956"

This Act made minor amendments to meet Workmen's Compensation Board regulations as to the waiting period for silicosis examination and to permit the use of higher voltage in main access haulage-ways where electric street-cars are used to transport men to and from work.

Report of the Board of Industrial Relations

Members of the Board

Chairman:

W. H. SANDS, Deputy Minister of Labour - - Parliament Buildings, Victoria.

Members:

FRAUDENA EATON - -	411 Dunsmuir Street, Vancouver.
G. A. LITTLE - - -	411 Dunsmuir Street, Vancouver.
H. J. YOUNG - - -	411 Dunsmuir Street, Vancouver.
C. MURDOCH - - -	411 Dunsmuir Street, Vancouver.
P. BASKIN - - - -	411 Dunsmuir Street, Vancouver.
D. J. BALDWIN - - -	411 Dunsmuir Street, Vancouver.

Secretary:

C. R. MARGISON - - Parliament Buildings, Victoria.

Head office - - - - Parliament Buildings, Victoria.

Branch office - - - - 411 Dunsmuir Street, Vancouver.

Regional offices:

17 Bastion St., Nanaimo.	Department of Labour, Prince George.
Court-house, Kelowna.	Department of Labour, Smithers.
Court-house, Nelson.	Department of Labour, Cranbrook.
515 Columbia St., Kamloops.	Department of Labour, Mission.

The Honourable the Minister of Labour,
Parliament Buildings, Victoria, B.C.

SIR,—We have the honour to present the twenty-second annual report of the Board of Industrial Relations for the year ended December 31st, 1955.

The activities of the Board include those formerly directed by the Minimum Wage Board, which functioned for sixteen years prior to 1934. The original Board dealt with minimum wages, hours of labour, and conditions of employment for women and girls, so this report, in so far as it relates to women workers, is the thirty-eighth annual record of labour laws and their results in that sphere.

Meetings and Delegations

During the year the Board held fifty-six meetings, forty-eight of which were held in the City of Vancouver, six in the City of Victoria, and two on the Queen Charlotte Islands.

The Board held public hearings in Victoria and Vancouver, B.C., in connection with the revision of Minimum Wage Orders applying to employees in the construction, manufacturing, and baking industries. Public hearings were also held in Vancouver, B.C., in connection with the revision of Order No. 4, applicable to employees in the cook- and bunk-house occupation in unorganized territory; Orders Nos. 1, 50, and 62 with respect to the logging, sawmill, and shingle industries; and the making of a Minimum Wage Order to apply to employees in the mining industry. The Board held hearings at Juskatla and Aero Camp, Q.C.I., for the purpose of giving employees in the logging industry in that area an opportunity to make representations to the Board in connection with the hours of work in that industry.

Following the procedure set out in the "Equal Pay Act," five complaints were referred to the Board. After hearing the affected parties, the Board found that the complaints were supported by the evidence and recommended the course that ought to be taken with respect to the complaints. As a result, the Minister of Labour issued orders carrying out the Board's recommendations.

Orders and Regulations Made during 1955

Minimum Wage Orders

1. *Construction Industry—Male Minimum Wage Order No. 12 (1955).*—Following public hearings the Board made Order No. 12 (1955), which consolidated five separate Orders and established a minimum wage of $1.50 per hour for tradesmen and $1 per hour for other employees to whom the Order applies.

2. *Logging and Sawmill Industry—Male and Female Minimum Wage Order No. 1 (1955).*—This Order of the Board combined separate Orders which previously applied to the logging, sawmill, and shingle industries and established a minimum wage of $1 per hour for employees in those industries.

3. *Sheet-metal Trade—Male Minimum Wage Order No. 10A (1955).*—Having regard to the minimum wage of $1.50 per hour established for tradesmen under Order No. 12, following consultations with representatives of the employers and employees the Board increased the minimum wage for employees in the sheet-metal trade from $1.25 to $1.50 per hour.

4. *Mining Industry—Male Minimum Wage Order No. 9 (1955).*—With the exception of certain employees who had been covered by an occupational order of the Board, employees in this industry had not heretofore been afforded the protection of a minimum wage. Due to the nature of the industry, problems in connection with the regulation of hours of work existed and special consideration had to be given to prospectors and employees engaged in development work. Special conditions were established in this Order to take care of this matter. The Order establishes a minimum wage of $1 per hour, except that for boys under the age of 18 years employed on a casual basis the minimum wage is 60 cents per hour.

5. *Male and Female Minimum Wage Order No. 13 (1955).*—There are cases where an employee may be employed by one employer in respect of several different occupations, one or more of which is not limited to an eight-hour day. An example of this might be a sales clerk employed in a mercantile establishment and who is also required to deliver merchandise by truck for the same employer. Because of the exceptions provided by or under the "Hours of Work Act" and Orders of the Board, such an employee is not required to be paid overtime until he has worked in excess of eight hours in the day as a clerk and in excess of eight and a half hours in the day as a truck-driver. To correct this apparent injustice, Order No. 13 (1955) requires an employer to pay an employee working under the circumstances described an overtime rate of pay of not less than time and one-half the employee's regular rate for all hours worked in excess of eight in the day and forty-four in the week.

Regulations Made pursuant to the "Hours of Work Act"

Regulation No. 41—Logging Industry.—This regulation allows employees in the logging industry to work an average forty-four-hour week over a two-week period provided the eight-hour day is not exceeded.

Regulation No. 21 (1955)—Fresh Fruit and Vegetable Industry.—This regulation exempted the industry from the operation of the "Hours of Work Act" for the period June 1st, 1955, to and including November 30th, 1955.

Christmas Regulation.—This regulation permitted employees in retail establishments in the mercantile industry to work up to ten hours in the day on any two days of the week ended December 24th, 1955.

Regulation Made pursuant to the Male and Female Minimum Wage Acts

For the purpose of the efficient administration of the Male and Female Minimum Wage Acts, the Board made Regulation No. 3, which exempted the Pacific Great Eastern Railway Company and its employees from the operation of those Statutes.

(A summary of the above-mentioned orders and regulations, together with existing and new orders and regulations made prior to this Report going to press, may be obtained free of charge from the Department on request.)

Statistics Covering Women and Girl Employees

Importance of women workers in the industrial and business life of our Province, and the extent of their contribution to the total labour force is fully emphasized in the following section. A comparative five-year summarization of information dealing with the employment, earnings, and hours of work of female employees in various industries and occupations is included in the tables, based generally on the coverage of minimum wage legislation for women, as set by the Board.

Completed returns were received from some 8,170 firms reporting on the week of greatest employment under survey in 1955, the returns indicating a summary total of some 70,776 women workers on payroll during this period. Compared with the previous year's total of 68,239, the 1955 figure represents a substantial increase in employment, inasmuch as the coverage of the current survey remained almost the same as during 1954, with little change noted in the number of firms reporting.

Mercantile Industry (Female)

	1955	1954	1953	1952	1951
Number of firms reporting	1,698	1,717	1,813	1,889	1,830
Total number of employees	14,374	13,728	12,206	12,534	12,570
Total weekly earnings	$488,771.00	$464,712.00	$384,169.00	$364,716.00	$351,563.00
Average weekly earnings	$34.00	$33.85	$31.47	$29.10	$27.97
Average hours worked per week	36.05	37.08	36.31	35.56	37.24

The mercantile industry continued to account for one of the largest sections of female employment, a total of 14,374 women workers being reported by the 1,698 firms completing returns in this classification for 1955.

With the week of greatest employment occurring during the Christmas period in this industry, some fluctuation in the average hours recorded is usually noted in the above table, depending on the position of the holiday within the working-week.

Average weekly earnings for mercantile employees were slightly higher than during the previous year, the 1955 average increasing to $34, from $33.85 for the week under review in 1954. Shorter working-time was also noted in this instance, the average week

in 1955 decreasing to 36.05 hours, compared with 37.08 hours listed for the previous year.

Laundry, Cleaning and Dyeing Industries (Female)

	1955	1954	1953	1952	1951
Number of firms reporting	236	248	235	258	241
Total number of employees	2,797	2,604	2,739	2,743	2,744
Total weekly earnings	$97,185.00	$90,153.00	$90,398.00	$87,558.00	$80,075.00
Average weekly earnings	$34.75	$34.62	$33.00	$31.92	$29.18
Average hours worked per week	37.69	37.46	38.07	39.41	39.28

A group of 236 firms completing returns in the laundry, cleaning and dyeing industries reported a total employment of 2,797 female workers for the week under survey in 1955, compared with 2,604 employed in this section during a similar period in 1954.

The average *per capita* weekly wage for females in laundry occupations was computed at $34.75 for 1955, increased slightly from the previous year's figure of $34.62.

Average working-time was recorded at 37.69 hours during the week reported in the current survey, also a little above the 1954 figure reported for this classification.

Hotel and Catering Industry (Female)

	1955	1954	1953	1952	1951
Number of firms reporting	1,237	1,276	1,296	1,351	1,335
Total number of employees	11,197	11,328	10,807	10,620	10,458
Total weekly earnings	$340,848.00	$335,405.00	$313,723.00	$288,432.00	$270,068.00
Average weekly earnings	$30.44	$29.61	$29.03	$27.16	$25.82
Average hours worked per week	36.10	36.55	37.22	37.63	38.49

During one week of 1955 some 1,237 firms in the hotel and restaurant business reported a total employment of 11,197 female workers, this figure being a little below the previous total of 11,328 submitted for 1954, when slightly more firms completed returns.

Higher earnings and shorter hours were again noted in hotel and catering occupations, the average weekly wage figure for women workers increasing to $30.44 in 1955 from $29.61 reported for the previous year. The average work-week was further reduced to 36.10 hours in 1955, as compared with 36.55 hours previously noted.

Office Occupation (Female)

	1955	1954	1953	1952	1951
Number of firms reporting	3,538	3,483	3,588	3,555	3,501
Total number of employees	21,214	20,069	19,143	18,851	18,511
Total weekly earnings	$924,867.00	$856,551.00	$781,343.00	$732,206.00	$678,776.00
Average weekly earnings	$43.60	$42.68	$40.82	$38.84	$36.67
Average hours worked per week	37.30	37.66	37.65	38.38	38.41

Opportunities for female office employees continued to increase during 1955, the attractive earnings and shorter hours to be found in this class of work appealing to the great majority of women employed. Almost thirty per cent of the total employees covered in the survey were accounted for in occupations relating to this classification.

A consistent increase in the employment totals reported in the above table continued through 1955, the 3,538 employers who reported female office-workers for that year showing a total of 21,214 employed during the week of the survey, a substantial increase from the 20,069 females reported in this section during the previous year, and representing a new high mark in the number of women employed at any one type of job.

Earnings for office-workers again increased during 1955, the average wage-figure for female employees being computed at $43.60, up from $42.68 recorded in this occupation for 1954, and $40.82 noted in 1953.

Average working-time was slightly less than during the previous year, the average work-week in this section being reported at 37.30 hours for 1955, compared with 37.66 hours recorded for a similar week during the previous year.

Hairdressing Occupation (Female)

	1955	1954	1953	1952	1951
Number of firms reporting	95	97	97	113	112
Total number of employees	375	345	283	308	292
Total weekly earnings	$16,025.00	$13,844.00	$10,447.00	$11,116.00	$9,710.00
Average weekly earnings	$42.73	$40.13	$36.92	$36.09	$33.25
Average hours worked per week	38.74	38.02	38.83	38.85	40.24

Many establishments in the hairdressing and beauty-parlour business are owner-operated, and are not included in the above table by reason of the fact that no outside help is employed. As the survey is restricted to only those firms reporting employees, the group remains a comparatively small one, but continues to show improvement from year to year.

Although little change was noted in the number of firms reporting, the number of females employed in beauty-parlour and hairdressing occupations increased to 375 in the 1955 survey, up from 345 reported in 1954.

Earnings continued to increase, the 1955 average weekly wage paid to operators in this business amounting to $42.73, substantially increased from $40.13 in 1954, and $36.92 recorded for 1953.

A fractional increase was noted, however, in the length of the average work-week, which increased slightly to 38.74 hours in 1955, compared with 38.02 hours previously reported.

Fishing Industry (Female)

	1955	1954	1953	1952	1951
Number of firms reporting	21	38	30	26	31
Total number of employees	2,108	2,291	2,424	2,058	2,108
Total weekly earnings	$68,449.00	$106,559.00	$99,940.00	$92,234.00	$81,425.00
Average weekly earnings	$32.47	$46.51	$41.23	$44.82	$38.63
Average hours worked per week	26.63	38.67	38.72	39.67	38.43

Employment of female workers in the fishing industry is largely dependent on varying factors common to the industry itself. Seasonal variation in the size of the catch, and difficulties involving the handling and processing of large quantities of incoming fish within certain time-limits result in fluctuation in the numbers employed, time worked, and resultant earnings in this industry.

Returns were received from 21 firms in this classification, with a reported total of 2,108 female employees for 1955, this figure being somewhat less than the 2,291 reported in 1954, and the high total of 2,424 women workers reported during the peak year of 1953.

Piece-workers, in addition to regular full-time employees in this industry, continue to affect the averages recorded each year for this section, and many seasonal processing operations are completed by employing large numbers of workers for a comparatively short working-period.

Average work-week during the survey period was 26.63 hours, considerably shorter than the week of greatest employment in 1954, when the average stood at 38.67 hours. With the reduction in working-time, a resultant drop in earnings was noted in this classification for 1955, the average figure being computed at $32.47 for the week under survey in that year, compared with a high of $46.51 recorded for a full week during the seasonal peak period of 1954.

Telephone and Telegraph Occupation (Female)

	1955	1954	1953	1952	1951
Number of firms reporting	310	264	253	227	220
Total number of employees	4,194	4,507	4,523	3,952	3,712
Total weekly earnings	$175,661.00	$186,712.00	$184,752.00	$143,582.00	$130,116.00
Average weekly earnings	$41.88	$41.43	$40.85	$36.33	$35.05
Average hours worked per week	37.87	37.73	38.06	37.89	36.27

In addition to firms in the actual business of communications, the above tabulations are also inclusive of information submitted by establishments employing female workers in switchboard work, and similar occupations closely related to the coverage of the telephone and telegraph industry.

A total of 310 firms completed returns in time for classification in the above table for 1955, the returns indicating a total employment of 4,194 female workers on payroll during the period of the survey in that year, as compared with somewhat higher totals of 4,507 reported in 1954, and 4,523 in 1953.

Average weekly earnings, however, continued to increase in telephone and telegraph occupations, the 1955 average for female operators rising to a new high of $41.88 for the current year, as compared with $41.43 in 1954, and $40.85 for 1953.

Working-time for employees in switchboard and other telephone and telegraph occupations advanced slightly to 37.87 hours during the average week of 1955, up from 37.73 hours recorded for a similar weekly period during the previous year.

Manufacturing Industry (Female)

	1955	1954	1953	1952	1951
Number of firms reporting	747	746	750	781	796
Total number of employees	7,779	7,468	7,758	8,044	8,462
Total weekly earnings	$331,754.00	$302,609.00	$306,103.00	$306,820.00	$286,483.00
Average weekly earnings	$42.65	$40.52	$39.46	$38.14	$33.86
Average hours worked per week	38.41	38.24	38.72	38.62	38.28

Recovering from the gradual recession which had resulted in lower employment totals in this section for the past few years, the manufacturing industries reported increased activity during the year under review, with rising employment of female workers totalling 7,779 in 1955, substantially higher than the total of 7,468 women employees reported in this category during the low year of 1954.

The total payroll for the 7,779 employees mentioned in the table above for one week of 1955 was $331,754, amounting to a *per capita* average weekly wage of $42.65 for all female employees reported in this classification. Compared with the previous year, weekly earnings in this section were $2.13 above the average figure of $40.52 noted for 1954.

Working-time in most manufacturing industries remained almost at the level of the previous year, the average for the week under review advancing a fraction to 38.41 hours, from 38.24 hours listed in the above table for 1954.

Fruit and Vegetable Industry (Female)

	1955	1954	1953	1952	1951
Number of firms reporting	79	85	87	84	80
Total number of employees	5,703	4,992	5,533	5,688	5,485
Total weekly earnings	$216,078.00	$183,278.00	$198,886.00	$202,265.00	$181,235.00
Average weekly earnings	$37.89	$36.71	$35.95	$35.56	$33.04
Average hours worked per week	41.73	42.11	41.99	43.94	41.32

Employment, earnings, and general labour activity in the fruit- and vegetable-processing industries are subject to considerable variation in the annual survey totals, due to the seasonal nature of the industry and the effects of weather and resultant crop conditions.

The year 1955 became a good year for workers in this industry, with increased employment, higher take-home pay, and shorter hours than reported for the previous year. Compared with the 4,992 female workers reported in fruit- and vegetable-processing jobs in 1954, employment increased to a total of 5,703 women in this industry during the seasonal peak of 1955.

Average weekly earnings were higher at $37.89, increased from $36.71 previously recorded for this classification.

Working-time for the week of the survey was a little less than during 1954, the average week amounting to 41.73 hours in 1955, down from 42.11 hours recorded in this section for the previous year.

Transportation Industry (Female)

	1955	1954	1953	1952	1951
Number of firms reporting	57	58	48	58	53
Total number of employees	128	135	122	157	139
Total weekly earnings	$4,560.00	$4,689.00	$3,970.00	$4,789.00	$3,685.00
Average weekly earnings	$35.63	$34.73	$32.54	$30.50	$26.51
Average hours worked per week	38.64	37.39	38.11	39.38	42.84

A small group of transportation companies continue to employ female workers in occupations relating to this industry, the women workers in this instance being engaged in delivery, trucking, messenger work, and occupations of a similar nature.

Employment in this small group remained generally at the average for the two previous years, although weekly earnings for female workers in occupations classified here continued to show improvement over past years.

Average weekly earnings for the 128 women listed in the returns for 1955 increased to $35.63, as compared with an individual average figure of $34.73 recorded in 1954, and $32.54 noted for 1953.

The average weekly hours worked by females in this section was somewhat higher for the week under survey in 1955, increasing slightly to 38.64 hours, from the low figure of 37.39 hours recorded for a similar week in 1954.

Public Places of Amusement (Female)

	1955	1954	1953	1952	1951
Number of firms reporting	108	107	108	107	107
Total number of employees	709	606	646	612	588
Total weekly earnings	$19,447.00	$13,258.00	$14,336.00	$11,362.00	$10,950.00
Average weekly earnings	$27.43	$21.88	$22.19	$18.57	$18.62
Average hours worked per week	31.27	27.14	28.41	26.20	27.89

A total of 108 firms submitted returns covering payroll information in the classification dealing with public places of amusement, the reports concerning female workers employed as theatre ushers, check-room attendants, and in similar occupations in connection with swimming-pools, bowling-alleys, sports centres, and other such establishments.

Increased activity was noted in this section for 1955, a total of 709 women being reported on payroll during the period of the survey, this total having increased from 606 reported for a similar week in 1954.

Most occupations included in this classification are necessarily of a casual or part-time nature, and the hours worked and weekly earnings mentioned in the above table should therefore be considered as referring to a partial week, rather than to full-time employment comparable with other types of work.

The average time worked and resultant weekly earnings for employees in most public places of amusement were considerably above the figures reported for the previous year, and it was apparent that for establishments in this business, 1955 was a busy year.

With longer hours noted in this section, the average individual earnings for the week under survey in 1955 increased to $27.43, this amount being based on a work-week of 31.27 hours. Comparable *per capita* weekly wage-figure for workers in this category during 1954 was $21.88, when the average part-time work-week amounted to 27.14 hours.

Personal-service Occupations (Female)

	1955	1954	1953
Number of firms reporting	44	32	26
Total number of employees	198	166	66
Total weekly earnings	$8,689.00	$7,150.00	$2,793.00
Average weekly earnings	$43.88	$43.07	$42.32
Average hours worked per week	37.22	39.11	36.98

For the past three years a sampling has been taken from the statistical returns to separately classify female workers employed in occupations relating to personal service, such as those engaged in the work of massage, physiotherapy, chiropody, chiropractic, osteopathy, electrical treatments, general and specialized therapeutics, and all work of a like nature.

Coverage of employees in this type of occupation increased considerably in 1955, although the totals should still be considered as a sampling of these occupations rather than representing the total number employed in this work. Difficulties in correct classification of many employees in medical offices is sometimes due to the employee being partially engaged in personal-service work in addition to regular office duties.

Average individual salary paid to personal-service workers for the week under review in 1955 was $43.88, increased from an average wage of $43.07 for a similar week in 1954, and $42.32 in 1953.

The average work-week for employees in this classification during the 1955 survey was computed at 37.22 hours.

Summary of All Occupations (" Female Minimum Wage Act ")

	1955	1954	1953	1952	1951
Number of firms reporting	8,170	8,151	8,331	8,449	8,306
Total number of employees	70,776	68,239	66,250	65,567	65,069
Total weekly earnings	$2,692,334.00	$2,564,920.00	$2,390,860.00	$2,245,080.00	$2,084,086.00
Average weekly earnings	$38.04	$37.59	$36.09	$34.24	$32.03
Average hours worked per week	37.02	37.69	37.82	38.18	38.26

The above summary totals of all occupations included in the coverage of the 1955 survey of female workers is based on returns from some 8,170 firms reporting a total of 70,776 women employed during the week of greatest employment in that year.

While some fluctuation has occurred from year to year in the number of firms reporting, it is significant that the total reported employment of women workers continues to increase, with higher earnings and shorter hours apparent in most occupations within the coverage of the " Female Minimum Wage Act."

During one week of the survey in 1955 a total of $2,692,334 in salaries and wages was paid to the 70,776 female workers employed, as compared with $2,564,920 paid to 68,239 women employees for a similar pay period in 1954.

The average single figure representing weekly earnings for all occupations included in the annual summary increased to a new record high of $38.04, up from $37.59 reported for the previous year, and $36.09 noted in 1953.

With some exceptions in the case of occupations exempt from various regulations of the " Hours of Work Act," the Minimum Wage Orders in effect during 1955 established a minimum range of salaries for female workers on a weekly basis from $17.60 to a high of $24.60 in one industry.

Representing the average weekly earnings for females in all occupations included in the annual survey for 1955, the summary figure of $38.04 continues to substantiate the fact that earnings for female workers in British Columbia are sustained at levels well above the required minima set by law.

The average work-week recorded for all women workers under survey in 1955 was 37.02 hours, a further decrease from the previous year's figure, and the shortest working-period yet reported in the annual summary of weekly hours of work.

The summary total of 70,776 female workers covered by the survey in 1955 is restricted to include only those employees in occupations and industries for which Minimum Wage Orders have been set by the Board. Domestic workers, farm-labourers, and fruit-pickers are not included in the totals, these occupations being exempt from coverage under the provisions of the " Female Minimum Wage Act." Bank employees and Federal workers are also excluded from the coverage of the Provincial legislation.

Table Showing Comparative Relation of 1955 Earnings to Legal Minimum

Industry or Occupation	Number of Firms Reporting	Number of Employees Reported	Total Weekly Payroll	Legal Minimum Weekly Wage for Full-time Employees	Actual Average Weekly Earnings	Percentage by Which 1955 Average Earnings Exceed Legal Minimum
Mercantile	1,698	14,374	$488,771	$18.00[1]	$34.00	88.9
Laundry	236	2,797	97,185	17.60[2]	34.75	97.4
Hotel and catering	1,237	11,197	340,848	22.00[3]	30.44	38.4
Office	3,538	21,214	924,867	18.00[4]	43.60	142.2
Hairdressing	95	375	16,025	25.00[1]	42.73	70.9
Fishing	21	2,108	68,449	19.20[1]	32.47	69.1
Telephone and telegraph	310	4,194	175,661	20.16[1]	41.88	107.7
Manufacturing	747	7,779	331,754	17.60[2]	42.65	142.3
Fruit and vegetable	79	5,703	216,078	26.40[2]	37.89	43.5
Transportation	57	128	4,560	---[5]	35.63	---[5]
Public places of amusement	108	709	19,447	18.00[3]	27.43[6]	52.4[6]
Personal service	44	198	8,689	20.00[3]	43.88	119.4
All occupations	8,170	70,776	$2,692,334	---	$38.04	116.1

[1] Thirty-nine to forty-four hours per week.
[2] Forty-four hours per week.
[3] Forty to forty-four hours per week.
[4] Thirty-six to forty-four hours per week.
[5] In the transportation industry it is impracticable to set a weekly rate, owing to the variation of minimum wages in the Order, depending on whether the work is done on foot, on bicycle, by motor-cycle, or other types of motor-vehicles.
[6] Earnings represent partial week only.

The above table is provided each year to show the average weekly earnings in relation to the legal minimum wage established for each occupational classification by the Orders of the Board. A percentage column in the table indicates to what extent the legal minimum in each case is exceeded by the average earnings for that year. For all female workers included in the 1955 survey it was significant that the average weekly figure of $38.04 mentioned in the summary was 116.1 per cent above the lowest legal rate set by the Board.

Statistical Summary Covering Hospital-workers (Female)

The importance of hospitals and nursing and rest homes as a necessary adjunct to a growing population is further emphasized by the steady increase in occupational opportunities for female workers in this line of endeavour. In addition to regular nursing and professional staffs, a wide distribution of supplementary help must be maintained by these establishments, which now embraces almost every type of vocational calling suitable or adaptable to female employment.

Following the regular annual survey of women workers in industry and business, a separate inquiry dealing with female employment is directed to public and private hospitals, nursing and rest homes, solariums, homes for the aged and infirm, and like institutions. Although nursing staffs are omitted from this survey, all other female workers are classified according to occupation and summarized in the following section, with particular reference to employment and payrolls in each category and average weekly earnings and hours of work.

The table below contains a summarization of payroll information resulting from the hospital survey for 1955, based on one weekly period of greatest employment during that year:—

Occupational Classification	Number Employed	Total Weekly Earnings	Average Weekly Earnings	Average Weekly Hours
Laundry	686	$22,230	$32.41	35.8
Housekeeping and catering	2,300	75,806	32.96	37.4
Office	839	35,513	42.33	37.9
Hairdressing	1	62	62.00	40.0
Telephone and telegraph	80	3,235	40.44	37.6
Manufacturing	44	1,642	37.32	39.3
Personal service	114	4,654	40.82	37.7
Transportation	2	73	36.50	37.5
Technicians, X-ray	78	4,068	52.15	40.4
Technicians, laboratory	125	6,699	53.59	39.7
Pharmacists	5	253	50.60	39.0
Dieticians	34	2,086	61.35	41.3
Physiotherapists	21	1,110	52.86	38.7
Therapists, occupational	7	348	49.71	38.0
Nurses' aides	1,240	44,378	35.79	39.1
All occupations	5,576	$202,157	$36.25	37.8

Returns were completed by 132 establishments for the week under review in 1955, the survey including public and private hospitals, nursing and rest homes, solariums, homes for the aged and infirm, and like institutions.

Employment of female workers continued to increase from the previous year, a total of 5,576 being reported on payroll for the period under survey, this figure representing all occupational classifications listed in the above table in addition to regular nursing staffs, which, as stated previously, were omitted from the coverage. Working-hours were generally a little below the previous year, while earnings increased in eleven of the fifteen occupational groups included in the survey.

Compared with the previous year, employment in laundry occupations in reporting establishments increased in 1955, a total of 686 female workers being reported in this department, as against 625 previously shown. With the increase in employment, however, shorter hours were noted in this section, and average weekly earnings were computed at $32.41, as compared with $33.01 noted in 1954. The housekeeping and catering departments continued to represent the largest number of female employees, a total of 2,300 being reported in this occupational group. Average weekly earnings in this section were $32.96, up from $32.51 reported for the previous year. Employment of office-workers in hospitals and similar establishments remained generally at the level of the previous survey, a total of 839 being shown in this category for 1955, as against 814 listed in 1954. Average weekly salary for office occupations was computed at $42.33, increased from $41.33 previously shown. One institution reported a female employee in the hairdressing occupation at a salary of $62 per week, this figure having increased from $57 reported in 1954. Switchboard operators in hospital work numbered 80 in the current survey, as compared with 77 previously listed, while weekly earnings in this occupation increased from $39.81 to $40.44 for the year under review. Workshop occupations coming within the manufacturing classification remained a comparatively small group, the 44 employees listed under this heading earning an average of $37.32 per week in 1955, a fractional increase from the previous year's figure of $36.64 per week in this section. A group of 114 female workers listed as engaged in various personal-service occupations were paid an average *per capita* salary of $40.82 during the week of the survey. Two women transportation workers were shown as employed in hospital work at an average weekly salary of $36.50.

With reference to women in occupations more closely related to the actual work of hospitalization, where possible from the returns a segregation was made to properly

classify the employment hours and earnings of each department. Beginning with technicians, the 1955 survey showed a total of 78 workers employed as X-ray technicians, the average weekly salary for this group amounting to $52.15, up from $50.05 listed as individual weekly earnings in this section during 1954. A substantial increase was also noted in the earnings of laboratory technicians, the 125 employees shown in this department receiving an average of $53.59 for the week under review, as compared with a weekly figure of $50.29 noted for this occupation during the previous year. Under heading of other selected occupations filled by female workers, a small sampling of 5 employees engaged as pharmacists showed this group as receiving average salaries of $50.60 for the week under review. Dieticians mentioned in the returns numbered 34, this group being reported at higher wage rates, and averaging $61.35 per week at the time of the survey, this figure comparing with $60.66 per week noted for this occupation in 1954. Reports dealing with therapy-workers listed some 21 physiotherapists employed at average weekly earnings of $52.86, a substantial increase from the comparable figure of $48.36 reported as weekly earnings for this occupation during the previous year. A small group of 7 occupational therapists were reported at varying wage rates, averaging $49.71 per week, a fractional increase from the 1954 figure. Nurses' aides represented one of the largest single sections of female employment reported in the hospital survey. Second only in size to the housekeeping and catering classification, the 1955 total in this occupation increased to 1,240 from 1,018 reported for the previous year. Higher earnings and shorter hours were again apparent for nurses' aides, with average weekly earnings for this occupation increasing to $35.79 during the year, as compared with $35.19 previously reported. Average weekly hours worked by nurses' aides in 1955 was 39.1, slightly less than the 40.0 hours recorded in this section for the previous year.

For all occupations listed in the hospital survey, exclusive of nursing staff, the average weekly figure representing individual earnings for the 5,576 female workers under survey was $36.25, increased from $35.70 computed for a similar week covering all occupations in 1954.

Compared with the previous year's average, the weekly working-hours for female employees in all hospital occupations decreased slightly in 1955, the average figure being recorded at 37.8 hours, down from 38.4 hours noted in the survey for 1954.

Statistics for Male Employees

Separate classifications of some of the more important male occupational groups are taken each year from the total coverage of the industrial survey, in order to show the general trend of employment and earnings for male workers in various types of business.

The tables which follow refer specifically to the male wage-earner section in each industry mentioned, and are based on comparative totals reported for the past four years during the week of employment of the greatest number.

Baking Industry (Male)

	1955	1954	1953	1952
Number of firms reporting	156	158	169	172
Total number of male wage-earners	1,336	1,457	1,408	1,371
Total weekly earnings	$93,249.50	$97,052.50	$88,549.00	$78,097.50
Average weekly earnings	$69.80	$66.61	$62.89	$56.96
Average hours worked per week	39.83	39.75	39.86	40.67

Construction (Male)

	1955	1954	1953	1952
Number of firms reporting	2,067	1,856	1,794	1,825
Total number of male wage-earners	33,006	31,118	34,775	37,919
Total weekly earnings	$2,474,233.50	$2,304,695.50	$2,455,735.50	$2,470,629.50
Average weekly earnings	$74.96	$74.06	$70.62	$65.16
Average hours worked per week	41.51	41.25	41.86	43.91

Fruit and Vegetable Industry (Male)

Number of firms reporting	96	91	96	91
Total number of male wage-earners	3,264	3,052	3,362	3,537
Total weekly earnings	$181,050.00	$161,527.00	$176,687.50	$185,689.50
Average weekly earnings	$55.47	$52.92	$52.55	$52.50
Average hours worked per week	47.15	45.80	45.93	46.09

House Furnishings (Male)

Number of firms reporting	144	140	130	132
Total number of male wage-earners	1,279	1,432	1,425	1,439
Total weekly earnings	$75,420.00	$77,990.00	$76,862.50	$74.414.50
Average weekly earnings	$58.97	$54.46	$53.94	$51.71
Average hours worked per week	40.45	40.10	40.03	39.95

Logging (Male)

Number of firms reporting	1,225	1,106	1,057	1,197
Total number of male wage-earners	18,806	17,354	16,606	19,500
Total weekly earnings	$1,511,815.50	$1,358,691.50	$1,214,803.50	$1,338,218.00
Average weekly earnings	$80.39	$78.29	$73.15	$68.63
Average hours worked per week	42.05	42.09	42.11	41.77

Painting and Paper-hanging (Male)

Number of firms reporting	182	169	169	181
Total number of male wage-earners	1,111	953	965	1,081
Total weekly earnings	$84,760.00	$70,112.00	$68,383.00	$69,213.50
Average weekly earnings	$76.29	$73.57	$70.86	$64.03
Average hours worked per week	40.04	39.94	40.41	40.36

Plumbing and Heating Industry (Male)

Number of firms reporting	270	254	225	231
Total number of male wage-earners	1,872	1,654	1,576	1,518
Total weekly earnings	$134,731.50	$120,680.00	$108,067.50	$95,900.50
Average weekly earnings	$71.97	$72.96	$68.57	$63.18
Average hours worked per week	40.32	40.68	40.86	40.77

Sheet-metal Industry (Male)

Number of firms reporting	75	80	77	70
Total number of male wage-earners	1,091	1,037	904	850
Total weekly earnings	$76,685.00	$72,755.50	$59,906.50	$52,096.00
Average weekly earnings	$70.29	$70.16	$66.27	$61.29
Average hours worked per week	40.01	39.76	39.45	40.39

Sawmills (Male)

Number of firms reporting	854	798	781	827
Total number of male wage-earners	23,890	23,030	21,471	23,425
Total weekly earnings	$1,601,877.00	$1,525,404.50	$1,382,433.50	$1,454,063.50
Average weekly earnings	$67.05	$66.24	$64.39	$62.07
Average hours worked per week	40.99	41.06	41.05	41.07

Shingle-mills (Male)

Number of firms reporting	56	46	45	56
Total number of male wage-earners	2,397	2,140	2,504	2,555
Total weekly earnings	$181,458.50	$158,069.00	$173,718.00	$168,307.00
Average weekly earnings	$75.70	$73.86	$69.38	$65.87
Average hours worked per week	39.82	40.08	39.68	39.62

Ship-building and Boat-building (Male)

Number of firms reporting	77	75	70	82
Total number of male wage-earners	4,510	4,253	4,155	4,527
Total weekly earnings	$349,565.00	$326,272.00	$293,503.50	$298,934.50
Average weekly earnings	$77.51	$76.72	$70.64	$66.03
Average hours worked per week	41.16	42.08	41.08	41.48

Wood-manufacturing (N.E.S.) (Male)

Number of firms reporting	176	178	176	178
Total number of male wage-earners	6,342	5,779	6,093	5,182
Total weekly earnings	$415,793.50	$365,586.00	$371,438.00	$307,246.50
Average weekly earnings	$65.56	$63.26	$60.96	$59.29
Average hours worked per week	40.87	40.21	40.04	40.22

Investigations and Wage Adjustments

During the year 1955 the Industrial Relations Officers of the Department made 18,670 investigations, and, through the efforts of the Department and the co-operation of the employers, collections made during 1955 amounted to $93,712.64. Department cars travelled 131,830 miles in connection with the legislation administered by this office.

As certain employees exercised their civil rights under the Male and Female Minimum Wage Acts through the Courts without coming to the Board, it may be presumed that the amount of money paid to employees as a result of legislation administered by this Department is considerably in excess of that recorded in the following table:—

Comparison of Investigations and Wage Adjustments

	1950	1951	1952	1953	1954	1955
Number of investigations	18,421	15,676	17,413	16,542	18,860	18,670
Number of Industrial Relations Officers[1]	18	20	20	20	22	21
"Male Minimum Wage Act"—						
Firms involved	268	139	71	36	70	78
Employees affected	547	208	148	76	298	441
Arrears paid	$25,544.49	$8,981.31	$10,194.54	$2,074.92	$9,911.02	$11,178.85
"Female Minimum Wage Act"—						
Firms involved	132	93	123	52	19	11
Employees affected	208	127	208	68	56	27
Arrears paid	$5,150.03	$3,575.67	$4,332.57	$1,246.08	$841.34	$549.56
"Annual Holidays Act"—						
Firms involved	807	874	694	500	529	453
Employees affected	2,288	2,891	1,911	1,470	1,242	1,129
Arrears paid	$22,865.09	$27,049.21	$17,540.88	$14,817.02	$16,270.82	$11,361.02
Total collected	$53,559.61	$39,606.19	$32,067.99	$18,138.06	$27,023.18	$23,089.43[2]

[1] Average.

[2] In addition to the adjustments made under the Minimum Wage and Holiday Acts, 528 firms paid 1,165 employees $70,623.21 under the provisions of the "Semi-monthly Payment of Wages Act." Total adjustments for 1955 were therefore $93,712.64. Total adjustments for 1954 were $80,216.66.

Court Cases

When employers fail to co-operate with the Department in the manner of compliance with the provisions of the orders and regulations of the Board, it is necessary to resort to the Courts in order that the necessary compliance with the legislation will be obtained. A summary of Court cases during the year 1955 follows:—

" Semi-monthly Payment of Wages Act "

Name of Employer	Charge	Sentence and Remarks
Century Motors, 3410 Fraser St., Vancouver	Failure to pay wages as often as semi-monthly	Fined $25 and $3.75 costs; ordered to pay arrears of $215.
Coulter, T. A., 3975 West Fourteenth Ave., Vancouver	Failure to pay wages as often as semi-monthly	Fined $10 and $3.75 costs; ordered to pay arrears of $95; in default, thirty days in gaol.
G. & H. Logging (H. Godkin), Sardis	Failure to pay wages as often as semi-monthly	Ordered to pay arrears of $23.56; suspended sentence.
Lillooet Mining & Dredging Co. Ltd., Lillooet	Failure to pay wages as often as semi-monthly	Three employees (three charges); fined $25 on each charge ($75) and $79.50 costs; ordered to pay arrears of $1,627.93.
Olynyk, Steve, Smithers	Failure to pay wages as often as semi-monthly	Three employees (three charges); fined $25 and ordered to pay arrears of $301.30 (two charges); suspended sentence.
Burke, T., 1536 Graveley St., Vancouver	Failure to pay wages as often as semi-monthly	Fined $25 and $3.75 costs; ordered to pay arrears of $90; failure to pay, thirty days in gaol.
Lillooet Mining & Dredging Co. Ltd., Lillooet	Failure to pay wages as often as semi-monthly	Six employees (six charges); fined $100 and costs; ordered to pay arrears of $3,292.31 (two charges); suspended sentence.
Negraeff, Jack J., Grand Forks	Failure to pay wages as often as semi-monthly	Two employees (three charges); fined $75 and ordered to pay arrears of $172.85; in default, two months in gaol.
Neid & MacDonald, Carmi	Failure to pay wages as often as semi-monthly	Thirteen employees (thirteen charges); one case withdrawn; eleven cases suspended sentence and ordered to pay arrears within one year; fined $25 for one case and ordered to pay arrears; in default, three days in gaol.
Neufelt, Dan, Danskin	Failure to pay wages as often as semi-monthly	Three employees (three charges); fined $75 and $12.50 costs; ordered to pay arrears of $606; in default, ten days in gaol.
Peacock, F. R., & Co. Ltd., 168 East Second Ave., Vancouver	Failure to pay wages as often as semi-monthly	Fined $100 and $3.75 costs; ordered to pay arrears of $51.34.
Grey, Fred, Victoria	Failure to pay wages as often as semi-monthly	Fined $25 and costs; ordered to pay arrears of $135; fine, costs, and arrears paid in full.
Plotnikoff, Alex., Parks	Failure to pay wages as often as semi-monthly	Five employees (five charges); all five cases dismissed.
Atchison, Cliff (Nadina Sawmills), Nadina Crossing, via Burns Lake	Failure to pay wages as often as semi-monthly	Four employees (four charges); suspended sentence and $2.50 costs on each charge; arrears of $199.55 paid into Court.
Cutillo, Joe, Bear Creek, near Trail	Failure to pay wages as often as semi-monthly	Three employees (three charges); one case dismissed; fined $50 and ordered to pay arrears of $210.
Davis, W., 2931 Carson St., Burnaby	Failure to pay wages as often as semi-monthly	Two employees (two charges); fined $100 and $5 costs; ordered to pay arrears of $213.60; in default, thirty days in gaol.
Fergusson, G. N., and Silver Prince Mines Ltd., 736 Granville St., Vancouver	Failure to pay wages as often as semi-monthly	Six employees (six charges); company and director each fined $25 on each charge ($250.80 total) plus $3 costs; ordered to pay arrears of $1,646.50; one charge dismissed.
Horne, Thomas, 973 Lovatt St., Victoria	Failure to pay wages as often as semi-monthly	Two employees (two charges); fined $50.
Ritco, George, Grand Forks	Failure to pay wages as often as semi-monthly	Two employees (two charges); fined $50 and ordered to pay arrears of $180; in default, two months in gaol.

" Semi-monthly Payment of Wages Act "—Continued

Name of Employer	Charge	Sentence and Remarks
Shoal Harbour Marine Service Ltd., Sidney	Failure to pay wages as often as semi-monthly	Fined $25 and $5 costs.
Wagner, Joseph C., 538 West Eighth Ave., Vancouver	Failure to pay wages as often as semi-monthly	Two employees (two charges); fined $50 and $7.50 costs; ordered to pay arrears of $120.90.
Eleanor Sawmills (J. E. Stonehouse), 1920 Glenaire Drive, North Vancouver	Failure to pay wages as often as semi-monthly	Case dismissed.
George Berry Sawmill, Quesnel	Failure to pay wages as often as semi-monthly	Fined $29.50; fine paid; no order to pay arrears.
Silvergreen Timber Co. Ltd., Port Coquitlam	Failure to pay wages as often as semi-monthly	Fined $25 and $2.50 costs; arrears paid.
McBreen, A. (Art's Septic Tanks), 529 Ebert St., Burquitlam	Failure to pay wages as often as semi-monthly	Three employees (three charges); fined $25; two suspended sentence; ordered to pay arrears to two employees of $167; in default, thirty days in gaol; employer paid $132 to one employee.
Chartrand, E., 125 East Third Ave., New Westminster	Failure to pay wages as often as semi-monthly	Fined $25 and $2.50 costs; ordered to pay arrears of $210; in default, fourteen days in gaol.
Patenaude, Wilfred, Horsefly	Failure to pay wages as often as semi-monthly	Suspended sentence; arrears of $274.15 paid prior to hearing; costs of $5.50.
West-Min Woodcraft Co., 1268 Kingsway, Burnaby	Failure to pay wages as often as semi-monthly	Ten employees (ten charges); suspended sentence; ordered to pay arrears of $1,622.14.
Lougheed Auto Sales Ltd., 1743 East Broadway, Vancouver	Failure to pay wages as often as semi-monthly	Fined $35 and $3.75 costs; arrears of $100.50 ordered paid on or before August 4th, 1955.
Sherstobito, M. G., Grand Forks	Failure to pay wages as often as semi-monthly	Fined $25 and ordered to pay arrears of $46.75; in default, thirty days in gaol.
Superior Building Wreckers Ltd., 1257 Seymour St., Vancouver	Failure to pay wages as often as semi-monthly	Two employees (two charges); fined $25 and $3.75 costs; ordered to pay arrears of $16; one suspended sentence.

" Hours of Work Act "

Columbia Cellulose Co. Ltd., Terrace	Working employee excessive hours	Fined $25 and $3 costs.
Silvergreen Timber Co. Ltd., Port Coquitlam	Failure to keep true and correct records	Fined $10 and $2.50 costs.
Burbank Candies Ltd., 2765 West Fourth Ave., Vancouver	Failure to keep true and correct records and working employees in excess of eight hours a day and forty-four hours in week	Six charges; fined $50 and $22.50 costs; four suspended sentences.
Broadway Café Ltd., Prince Rupert	Working an employee a greater number of hours than those imposed by the Act and failure to keep true and correct records	Two charges (one employee); fined $20 and $5 costs.
Chow's Commodore Café Ltd., Prince Rupert	Working an employee a greater number of hours than those imposed by the Act and failure to keep true and correct records	Two charges (one employee); fined $30 and $5 costs.
Ideal Cleaning & Laundry Ltd., Prince Rupert	Working an employee a greater number of hours than those imposed in the Act	Fined $25 and $5 costs.
Brewster Ford Mountain Lodge Ltd., Lake Wapta	Failure to produce records to an authorized person	Fined $10 and $2.30 costs; default, distress; collection by distress.
Brewster Ford Mountain Lodge Ltd., Lake Wapta	Employing an employee outside the hours as fixed by notice posted	Fined $25 and 50 cents costs; default, distress; collection by distress.
Brewster Ford Mountain Lodge Ltd., Lake Wapta	Employing an employee outside the hours as fixed by notice posted	Two charges (two employees); fined $50 and $3 costs; default, distress; collection by distress.
Radium Hot Springs Hotel Ltd., Radium	Failure to post notices of working-hours of employees	Two charges; fined $50 and $7 costs.
General Construction Co. Ltd., Kitimat	Employing an employee for a greater number of hours than imposed in Act	Fined $25 and costs.
Johnson-Crooks Construction Corporation (B.C.) Ltd., Kitimat	Employing an employee for a greater number of hours than imposed in Act	Fined $25 and costs.

" Hours of Work Act "—Continued

Name of Employer	Charge	Sentence and Remarks
Radium Motors Ltd., Radium Junction	Employing an employee for a greater number of hours than imposed in Act	Fined $10 and $3.50 costs.
Wilder Bros. Lumber Co. Ltd., Radium Junction	Employing an employee for a greater number of hours than imposed in Act	Fined $10 and $5.50 costs.
Terminal Construction Co. Ltd., Kitimat	Employing an employee for a greater number of hours than imposed in Act	Fined $25 and costs.
Gibson, W. F., & Sons, 355 Burrard St., Vancouver	Employing an employee for a greater number of hours than imposed in Act	Each partner (A. E. Gibson, J. G. Gibson, J. L. Gibson, and W. G. Gibson) fined $10.

"Annual Holidays Act "

Century Motors, 3410 Fraser St., Vancouver	Failure to pay holiday credits to an employee	Fined $25 and $3.75 costs; ordered to pay arrears of $22.10.
Coy, C. T., 325 Howe St., Vancouver	Failure to pay holiday credits to an employee	Case dismissed.
West-Min Woodcraft Co. Ltd., 1268 Kingsway, Burnaby	Failure to pay holiday credits to employees	Forty - four employees (forty - four charges); suspended sentence; ordered to pay arrears of $645.23.
Superior Building Wreckers Ltd., 1257 Seymour St., Vancouver	Failure to pay holiday credits to employees	Seven employees (seven charges); fined $25 and $7.50 costs; suspended sentence; ordered to pay arrears of $33.70.
Shoal Harbour Marine Service Ltd., Sidney	Failure to pay holiday credits to employee	Case dismissed.
Wagner, Joseph C., 538 West Eighth Ave., Vancouver	Failure to pay holiday credits to employee	Fined $25 and $3.75 costs; ordered to pay arrears of $1.67.
McAlpine, Dugald J., 1013, 675 West Hastings St., Vancouver	Failure to pay holiday credits to employee	Case dismissed.
Burke, T., 1536 Graveley St., Vancouver	Failure to pay holiday credits to employee	Fined $25 and $3.75 costs; ordered to pay arrears of $2.72; failure to pay, ten days in gaol.
Eleanor Sawmills (J. E. Stonehouse), 1920 Glenaire Drive, North Vancouver	Failure to pay holiday credits to employee	Case dismissed.

" Male Minimum Wage Act "

Golub's Baking Ltd., 1460 Venables St., Vancouver	Failure to keep in principal place of business true and correct records	Fined $10 and $3.75 costs.
Dobbyn, Clarence W., 3580 Cedar Hill Road, Saanich	Failure to produce records to a duly authorized person	Fined $15 or three days in gaol.
Gateway Lodge Ltd., Radium	Failure to give rest period of twenty - four consecutive hours (Male and Female Minimum Wage Order No. 54)	Four employees (four charges); fined $40 and $14 costs.
Swanson, A. T. (Swanson's Fuel & Cartage), Surrey	Failure to keep records	Fined $15 and $4 costs.

" Female Minimum Wage Act "

Vogue Café (Kosmos Essinos), 1409 Douglas St., Victoria	Failure to keep true and correct records of hours worked and wages paid	Fined $25; in default, five days in gaol.
Electric Accounting Ltd., 306 Columbia St., New Westminster	Failure to keep true and correct records of hours worked and wages paid	Fined $10 and costs.
Beaumont, A. E. (Grandview Dental Laboratory), 1437 Commercial Drive, Vancouver	Failure to pay minimum wage to an employee	Fined $25 and $3.75 costs; failure to pay; two months in gaol.

" Employment Agencies Act "

Universal Personal Services Ltd., 712 Robson St., Vancouver	Unlawfully did receive a fee from a person seeking employment	Fined $10 and $2.50 costs.

Special Licences

Provision is made in a few of the Orders of the Board for a graduated scale of wages to inexperienced employees for whose employment permits in writing have been obtained from the Board. In the majority of cases there is a six months' learning period for inexperienced employees, during which period they receive periodic increases, until at the expiration of the learning period they are qualified for the minimum wage payable to experienced employees. The following table shows the number of licences issued in the various lines of work in 1952, 1953, 1954, and 1955:—

	1952	1953	1954	1955
Telephone and telegraph	—	—	—	—
Laundry	—	—	—	—
Mercantile	51	17	12	2
Office	8	3	2	—
Practical nurse (students)	49	71	66	61
Manufacturing	25	4	2	2
Household furniture	—	—	—	—
Automotive repair and gasoline service-station	4	1	2	2
Hospitals	6	1	1	—
Totals	143	97	85	67

During the year 1955, thirteen part-time employment permits were issued.

Conclusion

At this time the Board would like to acknowledge its appreciation of the co-operation extended during the year 1955 to its officials in the administration of the various labour laws by the employers and employees of the Province.

We have the honour to be,

Sir,

Your obedient servants,

W. H. SANDS, *Chairman.*
FRAUDENA EATON.
G. A. LITTLE.
H. J. YOUNG.
C. MURDOCH.
P. BASKIN.
D. J. BALDWIN.

Report of the Labour Relations Branch

Personnel

Labour Relations Branch

Chief Executive Officer:

B. H. E. GOULT - - - - Parliament Buildings, Victoria.

Chief Conciliation Officer:

WILLIAM FRASER - - - - 411 Dunsmuir Street, Vancouver.

Conciliation Officers:

R. G. CLEMENTS,
ROBERT FORGIE,
GEORGE CARMICHAEL,
E. A. IVAY - - - - - 411 Dunsmuir Street, Vancouver.
JOHN SHERLOCK - - - - Court-house, Kelowna.
W. T. MCLAUGHLIN - - - Parliament Buildings, Victoria.

Labour Relations Board

Chairman:

W. H. SANDS - - - - - Parliament Buildings, Victoria.

Members:

MRS. FRAUDENA EATON - - Dollarton.
D. J. BALDWIN - - - - Vancouver.
PENROD BASKIN - - - - Dollarton.
G. A. LITTLE,
CHARLES MURDOCH,
J. H. YOUNG - - - - - Vancouver.

Registrar:

N. DEW. LYONS - - - - Parliament Buildings, Victoria.

Assistant Registrar:

DAVID COTON - - - - Parliament Buildings, Victoria.

The Honourable Lyle Wicks,
Minister of Labour,
Parliament Buildings, Victoria, B.C.

SIR,—I have the honour to present the annual report of the Labour Relations Branch for the year ended December 31st, 1955.

The Labour Relations Board met during the year on fifty occasions.

In accordance with the provisions of the "Labour Relations Act," chairmen were named by the Minister for ninety-one Conciliation Boards. The nominees of the disputant parties selected their own chairman on thirty-four occasions.

Conciliation Officers Successful

There were 268 references to Conciliation Officers during the year. Forty-eight other cases were carried over from the preceding year since they were unterminated on December 31st, 1954.

Conciliation Officers settled 164 cases. One hundred and one disputes were referred to Conciliation Boards. In seven cases the appointments of the Conciliation Officers were

cancelled, and in nine cases the responsible Conciliation Officer did not recommend a Conciliation Board. There were thirty-seven cases unterminated at the year's end. In three cases the certificates of bargaining authority were cancelled, thus terminating conciliation proceedings.

References to Conciliation Officers involving more than one employer resulted in the appointment of additional Conciliation Boards in five instances.

Of the 101 references to Conciliation Boards during the year, eighty-nine Boards were appointed as a result of recommendations of Conciliation Officers. Two Boards were appointed without prior reference to Conciliation Officers. Settlement eventuated in four cases before Conciliation Boards were appointed. In the remaining five cases, Boards had been recommended but had not been appointed at December 31st, 1955.

The Labour Relations Board authorized the issuance of 486 certificates, and rejected 180 applications for certification. Administrative personnel conducted forty representation votes and sixty-one strike votes.

The Board entertained twenty-eight applications for decertification, of which fourteen were rejected and fourteen authorized.

Arbitration Boards

On the joint applcation of both parties in cases where grievance procedure under collective agreements had been invoked, chairman were named to twenty-one Arbitration Boards.

Review of Legal Proceedings

Court cases concerning the "Labour Relations Act" or implicating the Labour Relations Board itself are reviewed briefly at the conclusion of this Report.

A summary of matters which are reported upon annually is appended for the years 1950 to 1955, inclusive. Analyses of time-loss through industrial disputes are also included.

B. H. E. GOULT,
Chief Executive Officer,
Labour Relations Branch.

Table I.—Summary of Cases Dealt with, 1950–55

	1950	1951	1952	1953	1954	1955
Number of applications for certification dealt with	765	961	816	664	667	706
Certifications granted	540	727	640	467	467	486
Applications—						
Rejected	117	142	93	119	133	180
Withdrawn	108	92	83	78	47	40
Representation votes conducted	45	78	53	48	49	40
Conciliation Officers appointed	241	357	414	343	333	268
Conciliation Boards established	110	120	176	129	103	91
Grievance procedure provided	3	1	3	6	6	2
Permissions to prosecute granted	5	4	14	36	44	15
Strike votes supervised	322	173	229	221	75	61

Summary of Cases Dealt with in 1955, Showing Comparison for 1954

	1954	1955	1954	1955
Number of applications dealt with			647	706
	1954	1955		
Certifications granted	467	486		
Applications—				
Rejected	133	180		
Withdrawn	47	40		
Representation votes conducted			49	40
Conciliation Officers appointed			333	268
Conciliation Boards established			103	91
Grievance procedures provided			6	2
Permissions to prosecute granted			44	15
Strike votes supervised			75	61
Industrial Inquiry Commissioners appointed			------	------
Totals			1,257	1,183

Table II.—Conciliation, 1955

No.	Class of Employees Involved	Location	Date Conciliation Officer Appointed	Employees Directly Involved	Employers Involved	Major Causes of Disagreement	Result of Reference
1	Carpenters	Victoria	January 5	5	1	Wages	Settled.
2	Beverage-dispensers (service employees)	New Westminster	January 6	17	1	Wages, health and welfare plan, and vacations	Referred to Conciliation Board.
3	Teamsters	Kelowna and Vernon	January 6	11	2	Wages	Settled.
4	Typographical employees	Kamloops	January 7	11	1	Wages, hours of work, pension plan, overtime, and vacations	Settled.
5	Typographical employees	Nanaimo	January 10	18	1	Wages, overtime, holidays with pay, and sick-leave	Referred to Conciliation Board.
6	Wood-workers	Stewart	January 12	75	1	Initial agreement	Settled.
7	Beverage-dispensers	Harrison Hot Springs	January 14	100	1	Wages and renewal of agreement	Settled.
8	Automotive workers	Courtenay	January 19	60	(6) 1	Wages, union security, and statutory holidays	Settled.
9	Outside civic workers	Vancouver	January 20	1,350	1	Wages, seniority, union dues, sick-pay plan, and separation trust fund	Referred to Conciliation Board.
10	Registered nurses	South Burnaby	January 20	55	1	Wages	Settled.
11	Registered nurses	North Vancouver	January 20	56	1	Wages, annual increments, vacations, statutory holidays, and superannuation	Settled.
12	Steel-workers	Vancouver	January 20	10	1	Wages and welfare plan	Settled.
13	Policemen	Victoria	January 26	88	1	Wages	Referred to Conciliation Board.
14	Hotel-workers	Victoria	January 26	400	1	Wages	Referred to Conciliation Board.
15	Truck-drivers	Abbotsford	January 31	16	1	Statutory holidays, sick-leave, and vacations	Settled.
16	Engineers	Victoria	February 2	2	1	Wages, service pay, and M.S.A.	Settled.
17	Wholesale newspaper-workers	Vancouver	February 3	24	1	Retroactive pay, wages, and duration of agreement	Settled.
18	Wholesale newspaper-workers	Vancouver	February 3	24	1	Retroactive pay, wages, and duration of agreement	Settled.
19	Soft-drink workers	Vancouver	February 9	35	1	Wages, seniority, hours of work, union security, and grievance procedure	Referred to Conciliation Board.
20	Electrical workers	Penticton	February 9	15	1	Wages and payment for statutory holidays	Settled.
21	Wood-workers	Vancouver	February 15	175	1	Wages, conversion of piece-work employees to hourly-rated, and seniority	Referred to Conciliation Board.
22	Retail and wholesale workers	Vancouver	February 15	175	1	Wages, overtime, pension plan, and seniority	Referred to Conciliation Board.
23	Truck-drivers	Dawson Creek	February 15	25	1	Initial agreement	Referred to Conciliation Board.
24	Teamsters	Victoria	February 16	30	1	Wages, annual vacations, and hours of work	Settled.
25	Nurses	Victoria	February 16	12	1	Wages	Referred to Conciliation Board.
26	Carpenters	Nelson	February 16	3	1	Wages	Settled.
27	Carpenters	Nelson	February 17	3	1	Wages	Settled.
28	Restaurant-workers	Nelson	February 17	38	7	Wages and hours of work	Referred to Conciliation Board.
29	Foundry-workers	Vancouver	February 17	18	1	Categorical wage adjustment and M.S.A.	Settled.
30	Electrical workers	Nelson	February 18	20	1	Wages, hours of work, overtime, union security, and holidays	Settled.
31	Electrical workers	Vancouver	February 18	65	1	Wages, vacations, and overtime	Settled.
32	Steel-workers	Vancouver	February 21	60	1	Wages and duration of agreement	Referred to Conciliation Board.

Table II.—Conciliation, 1955—Continued

No.	Class of Employees Involved	Location	Date Conciliation Officer Appointed	Employees Directly Involved	Employers Involved	Major Causes of Disagreement	Result of Reference
33	Machinists	Vancouver	February 21	29	1	Statutory holidays, vacation pay, wages, and overtime	Settled.
34	Beverage dispensers	Chilliwack	February 22	24	1	Initial agreement	Settled.
35	Construction-workers	Vancouver	February 22	10	1	Initial agreement	Settled.
36	Municipal employees	Vancouver	February 22	40	1	Wages, life insurance, vacations, etc.	Settled.
37	Beverage-dispensers	Kamloops	February 22	30	2	Wages, statutory holidays, union security, and welfare plan	Settled.
38	Miners	Pioneer	February 22	250	1	Wages, statutory holidays, hours of work, sick-leave, etc.	Referred to Conciliation Board.
39	Civic workers	Trail	February 22	70	1	Wages, hours of work, etc.	Settled.
40	Operating engineers	Kamloops	February 23	10	1	Agreement	The Conciliation Officer did not recommend the appointment of a Conciliation Board, but that the parties sign the standard collective agreement in effect with a great majority of employers engaged in road-building and heavy-construction industry throughout British Columbia; employees accepted and employer rejected report; indefinite.
41	Labourers	Burnaby	February 23	30	1	Wages, hours of work, seniority, etc.	Referred to Conciliation Board.
42	Newspaper-workers	Victoria	February 24	40	2	Wages and pension plan	Settled.
43	Newspaper-workers	Victoria	February 24	60	1	Wages, hours of work, and pension plan	Settled.
44	Restaurant-workers	Nanaimo	February 25	22	1	Hours of work, statutory holidays, and wages	Referred to Conciliation Board.
45	Restaurant-workers	Nanaimo	February 24	40	1	Wages, hours of work, statutory holidays, and annual vacations	Settled.
46	Packing-house workers	Vancouver	February 28	35	1	Wages, retroactive pay, seniority, and duration of agreement	Settled.
47	Wholesale employees	Vancouver	February 28	35	1	Wages, union shop, and seniority	Settled.
48	Milk drivers	Vancouver	March 1	1,300	11	Agreement	Referred to Conciliation Board.
49	Operating engineers	Vancouver	March 1	8	1	Wages, retroactivity, and welfare plan	Referred to Conciliation Board.
50	Cement masons	Vancouver	March 3	6	2	Agreement	Referred to Conciliation Board.
51	Retail employees	Vancouver	March 3	16	1	Wages, retroactivity, etc.	Settled.
52	Carpenters	Kelowna	March 4	8	4	Wages	Settled.
53	Policemen	Vancouver	March 4	620	1	Wages, service pay, statutory holidays, seniority, etc.	Referred to Conciliation Board.
54	Building-service employees	Vancouver	March 4	14	1	New agreement	Settled.
55	Office-workers	Vancouver	March 8	1	1	Wages	Referred to Conciliation Board.
56	Enamel-workers	Vancouver	March 8	55	1	Wages	Settled.
57	Office-workers	Vancouver	March 8	3	1	Wages	Settled.
58	Civic employees	Burnaby	March 8	350	1	Wages, vacations, sick-leave, hours of work, and workmen's compensation	Referred to Conciliation Board.
59	Building-service employees	Vancouver	March 9	54	7	Wages, hours of work, and duration of agreement	Settled.

60	Hospital employees	North Vancouver	March 10	100	1	Wages	Settled.
61	Civic employees	Victoria	March 11	225	1	Wages, increment plan, etc.	The Conciliation Officer did not recommend the appointment of a Conciliation Board, but recommended that a clause be written into the 1955 agreement providing for establishment of joint mediation committee to which the requests for wage increment plan and the question of its implementation would be referred. Other recommendations were made concerning length of work-week, lunchrooms, and other terms and conditions of employment. The recommendations were accepted and the dispute settled.
62	Truck-drivers	Vancouver	March 11	6	1	Agreement	Referred to Conciliation Board.
63	Truck-drivers	Vancouver	March 11	7	1	Agreement	Referred to Conciliation Board.
64	Bar-tenders	Kamloops	March 14	20	3	Wages, statutory holidays, union security, and welfare plan	Settled.
65	Milk-drivers	Victoria	March 15	127	3	Agreement	Referred to Conciliation Board.
66	Civic employees	Vancouver	March 15	55	1	Wages	Settled.
67	Fire-fighters	Prince Rupert	March 15	10	1	Wages, standard uniform, etc.	Referred to Conciliation Board.
68	Typographical employees	Penticton and Vernon	March 15	23	2	Wages and annual vacations	Settled.
69	Engineers	Vancouver	March 16	50	1	Wages, holiday pay, and Sunday shift changeover	The Conciliation Officer did not recommend the appointment of a Conciliation Board, but that the parties sign a two-year contract with a wage increase of 7 cents per hour for mates, boatmen, and deck-hands and a 2-per-cent increase for all other classifications for 1955, and that the wage rates and contract changes, if any, to follow pattern of settlement agreed upon by heavy-construction industry in 1956. Sunday shift changeover to be classed as ordinary time and one-half day following general practice. An agreement was subsequently signed.
70	Automotive maintenance workers	Victoria	March 17	250	10	Wages, hours of work, statutory holidays, vacations, etc.	Referred to Conciliation Board.
71	Municipal workers	Kamloops	March 17	29	1	Sick-leave, seniority, vacations, statutory holidays, etc.	Settled.
72	Municipal workers	Cloverdale	March 18	200	1	Wages, medical plan, holiday pay, and sick-leave	Referred to Conciliation Board.

Table II.—Conciliation, 1955—Continued

No.	Class of Employees Involved	Location	Date Conciliation Officer Appointed	Employees Directly Involved	Employers Involved	Major Causes of Disagreement	Result of Reference
73	Beverage-dispensers	New Westminster	March 18	43	1	Wages, statutory holidays, shift differential, etc.	Settled.
74	Fire-fighters	Saanich	March 21	29	1	Wages and sick-leave plan	Referred to Conciliation Board.
75	Electrical workers	Vancouver	March 21	46	1	Vacations, statutory holidays, trust fund, and wages	Referred to Conciliation Board.
76	Beverage-dispensers	Vancouver	March 23	220	10	Wages, vacations, holiday pay, health and welfare plan, and union membership	Referred to Conciliation Board.
77	City Hall employees	Vancouver	March 23	900	1	Wages and service pay	Referred to Conciliation Board.
78	Fire-fighters	Vancouver	March 23	620	1	Wages and service pay	Referred to Conciliation Board.
79	Truck-drivers	Dawson Creek	March 29	9	1	Initial agreement	Referred to Conciliation Board.
80	Municipal employees	Victoria	April 1	11	1	Wages	Referred to Conciliation Board.
81	Transport-workers	Nanaimo	April 5	8	1	Wages	Settled.
82	School Board employees	Victoria	April 7	140	1	Wages, holidays, and sick-pay accrual plan	Settled.
83	Machinists	Nanaimo	April 12	7	1	Wages and holiday pay	Settled.
84	Wood-workers	Coast region of British Columbia	April 13	30,000	157	Wages, statutory holidays, union security, etc.	Referred to Conciliation Board.
85	Upholsterers	Vancouver	April 18	200	10	New agreement	Referred to Conciliation Board.
86	Fruit and vegetable workers	Okanagan Valley	April 20	4,000	25	Wages, holiday pay, statutory holidays, sick-leave, etc.	Referred to Conciliation Board.
87	Miscellaneous workers	Vancouver	April 25	16	1	Union security, commission on family memberships, and M.S.A.	Referred to Conciliation Board.
88	Bar-tenders	Nanaimo and Ladysmith	April 26	72	19	Hours of work, wages, and statutory holidays	Settled.
89	Transport-workers	Victoria	April 26	70	1	Wages, overtime, seniority, and statutory holidays	Settled.
90	Carpenters	Nanaimo	April 26	100	9	Agreement	Settled.
91	Brick and clay workers	Vancouver	April 27	110	1	New agreement	Settled.
92	Painters	Vancouver	April 27	14	1	Agreement	Settled.
93	Truck-drivers	Abbotsford	April 28	7	1	First agreement	Settled.
94	Foundry-workers	Victoria	April 28	8	1	Holiday pay and statutory holidays	Settled.
95	Electricians	Summerland	April 29	2	1	Wages and pension plan	Referred to Arbitration Board.
96	Oil-workers	Nanaimo	April 29	4	1	Union shop and regular-employee temporary-relieving clause	Settled.
97	Retail and wholesale employees	Vancouver	May 2	23	1	Hours of work, wages, vacations, sick-leave, etc.	Referred to Conciliation Board.
98	Beverage-dispensers	Sidney	May 2	2	1	Hours of work	Settled.
99	Painters	Vancouver	May 2	950	15	Wages, hours of work, paid holidays, and overtime	Settled.
100	Municipal employees	Saanich	May 3	211	1	Service pay, wages, etc.	Settled.
101	Retail, wholesale, and department store employees	Vancouver	May 4	30	1	Hours of work, wages, vacations, grievance procedure, etc.	Referred to Conciliation Board.
102	Retail, wholesale, and department store employees	Prince George	May 5	8	1	Wages, hours of work, and sick-leave	Referred to Conciliation Board.
103	Wood-workers	Clearwater	May 6	40	1	Agreement	The Conciliation Officer did not recommend the appointment of a Conciliation Board, but recommended that the parties

							enter into an agreement similar in its terms to the standard agreement in effect between employers in the locality of the union. The union accepted and the employer rejected the report; strike; negotiations; agreement signed.
104	Carpenters	British Columbia	May 9	------	5	Wages, duration of agreement, retroactivity, etc.	Settled.
105	Carpenters	British Columbia	May 9	------	17	Wages, duration of agreement, retroactivity, etc.	Settled.
106	Carpenters	British Columbia	May 9	------	7	Wages, duration of agreement, etc.	Settled.
107	Packing-house workers	Vancouver	May 9	30	1	Hours of work, overtime, union security, wages, etc.	Settled.
108	Retail, wholesale, and department store employees	Vancouver	May 9	95	1	Wages, hours of work, night-shift differential, etc.	Settled.
109	Lumber and sawmill workers	Lumby	May 12	37	1	Initial agreement	Settled.
110	Sugar-workers	Vancouver	May 12	325	1	Hours of work, wages, seniority, vacations, and welfare plan	Settled.
111	Sheet-metal workers	Vancouver	May 13	42	1	Wages, welfare plan, etc.	Settled.
112	Beverage-dispensers	Alberni and Port Alberni	May 13	20	5	Wages, holidays, and welfare plan	Settled.
113	Electrical workers	Victoria	May 24	5	1	Initial agreement	Settled.
114	Auto-workers	Nanaimo	May 24	16	2	Union security, wages, hours of work, and statutory holidays	Certificates of bargaining authority cancelled before Conciliation Officer submitted report.
115	Fuel-truck drivers	Vancouver	May 24	40	1	Vacations, wages, hours of work, travel time, etc.	Referred to Conciliation Board.
116	Teamsters	Victoria	May 25	3	1	Wages, hours of work, seniority, and union security	Settled.
117	Carpenters	Campbell River	May 25	15	1	Agreement	Settled.
118	Carpenters	Nanaimo and Courtenay	May 25	25	5	Agreement	Settled.
119	Carpenters	Vancouver	May 25	100	1	Wages, vacation pay, statutory holidays, hours of work, etc.	Referred to Conciliation Board; settled before Board appointed.
120	Operating engineers	Vancouver	May 25	40	1	Initial agreement	Referred to Conciliation Board.
121	Foundry-workers	Vancouver	May 25	35	1	Statutory holidays, wages, and medical services	Settled.
122	Mine-workers	Wells	May 27	200	1	Hours of work, wages, statutory holidays, and union security	The Conciliation Officer did not recommend the appointment of a Conciliation Board, but suggested amendments to the existing collective agreement involving one additional paid statutory holiday, one additional day per year with pay after three or more years' service, a reclassification committee, and other terms and conditions of employment. Union accepted and employer rejected the report; negotiations; agreement signed.

Table II.—Conciliation, 1955—Continued

No.	Class of Employees Involved	Location	Date Conciliation Officer Appointed	Employees Directly Involved	Employers Involved	Major Causes of Disagreement	Result of Reference
123	Carpenters	Port Alberni	May 27	40	4	Agreement	Settled.
124	Operating engineers	Vancouver	May 27	125	16	Wages, shift premium, overtime, sick-leave, vacations, etc.	Referred to Conciliation Board.
125	Carpenters	Qualicum Beach	May 30	20	1	Wages	Settled.
126	Butchers	Vancouver	May 30	15	1	Wages	Settled.
127	Operating engineers	Victoria	May 30	24	4	Wages, overtime, shift premium, sick-leave, vacations, etc.	Referred to Conciliation Board.
128	Electrical workers	Kamloops and Kelowna	May 31	25	6	Wages and statutory holidays	Settled.
129	Typographical employees	Langley Prairie	May 31	6	1	Initial agreement	Referred to Conciliation Board.
130	Produce-workers	Vancouver	June 1	20	1	Wages and statutory holidays	Referred to Conciliation Board.
131	Tailors	Vancouver	June 1	18	4	Wages, vacations, welfare plan, etc.	Referred to Conciliation Board.
132	Painters	Vancouver	June 1	2	1	Agreement	Settled.
133	Construction-workers	Vancouver	June 6	8	1	Union security and rights of management	Referred to Conciliation Board.
134	Painters	Vancouver	June 6	14	1	Travel time, wages, and shift work	Referred to Conciliation Board.
135	Typographical employees	Trail	June 8	14	1	Wages, vacations, and pension plan	Settled.
136	Beverage-dispensers	Chilliwack	June 8	10	1	Union security, statutory holidays, and annual vacations	Settled.
137	Carpenters	Vancouver and South Burnaby	June 8	100	5	Vacations, statutory holidays, and wages	Referred to Conciliation Board.
138	Truck-drivers	Vancouver	June 10	43	1	Wages and statutory holidays	Referred to Conciliation Board.
139	Gypsum-workers	Vancouver	June 10	120	1	Hours of work, wages, vacations, duration of agreement, etc.	Referred to Conciliation Board.
140	Sheet-metal workers	Victoria	June 14	100	9	Vacations	Settled.
141	General workers	Trail	June 14	15	4	Agreement	Three cases settled and in one case the Conciliation Officer did not recommend the appointment of a Conciliation Board. He stated that terms of settlement satisfactory to the parties had been reached in connection with three other companies of the district and there is no apparent reason why a similar agreement would not be suitable in this instance; indefinite.
142	Ornamental-iron workers	Vancouver	June 14	10	1	Negotiations continuing.	
143	Mine and mill workers	Salmo	June 14	250	1	Wages, statutory holidays rates, insurance plan, etc.	Settled.
144	Motor-coach employees	Trail	June 14	10	1	Hours of work, wages, etc.	The Conciliation Officer did not recommend the appointment of a Conciliation Board, but did recommend time and one-half for all hours in excess of forty-

							four per week, and amendments to the agreement covering the probationary period, inspection of written complaints regarding employees, posting of holidays sheet, and a recommendation concerning bid sheets. Union accepted and employer rejected the report; negotiations; strike unterminated in 1955.
145	Ornamental-iron workers	Vancouver	June 15	70	8	Wages and welfare plan	Referred to Conciliation Board.
146	Ornamental-iron workers	Vancouver	June 15	36	1	Wages and welfare plan	Referred to Conciliation Board.
147	Marine workers	North Vancouver	June 15	7	1	Wages and hours of work	Referred to Conciliation Board.
148	Ornamental-iron workers	Vancouver	June 15	60	1	Transportation, travel pay, room and board, etc.	Referred to Conciliation Board.
149	Sheet-metal workers	Vancouver, North Vancouver, and New Westminster	June 17	200	22	Wages, duration of agreement, etc.	Settled.
150	Sheet-metal workers	New Westminster	June 17	12	1	Wages, duration of agreement, etc.	Settled.
151	Retail and wholesale department store workers	Fraser Valley and Vancouver Island	June 21	26	1	Hours of work, supper money, seniority, vacations, wages, etc.	Referred to Conciliation Board.
152	Hotel and restaurant employees	Vancouver	June 21	9	1	Wages, union security, holidays, etc.	Referred to Conciliation Board.
153	Wood-workers	New Westminster	June 22	40	1	Union shop, wages, vacations, etc.	Settled.
154	Carpenters	Cranbrook	June 23	5	1	Duration of agreement, vacation with pay, and wages	The Conciliation Officer did not recommend the appointment of a Conciliation Board, but recommended wages for carpenters and joiners of $2.28 and millrights of $2.43, 4 per cent vacation pay, and a clause providing that in event lower rate of pay is established anywhere in Interior British Columbia for union carpenters employed on housing, repairs, or industrial contracts under certain value, such lower rate to be applicable to parties to agreement; both parties rejected report; indefinite.
155	Engineers	Vancouver	June 27	2	1	Hours of work, wages, and overtime	Settled.
156	Packing-house workers	Surrey	June 28	30	1	Hours of work, statutory holidays, and wages	Settled.
157	Firemen and oilers	Vancouver	June 28	50	1	Wages, statutory holidays, payment for Saturday work, and union security	Referred to Conciliation Board.
158	Building-service workers	Vancouver	June 28	60	13	Wages, statutory holidays, and duration of agreement	Referred to Conciliation Board.
159	Painters and decorators	Vancouver	June 29	14	1	Agreement	Settled.

Table II.—Conciliation, 1955—Continued

No.	Class of Employees Involved	Location	Date Conciliation Officer Appointed	Employees Directly Involved	Employers Involved	Major Causes of Disagreement	Result of Reference
160	Engineers	Prince George	June 30	50	1	Agreement	The Conciliation Officer did not recommend the appointment of a Conciliation Board, but did recommend that the parties enter into an agreement identical with agreements between other employers of the same district and the union. Union accepted and employer rejected the report; negotiations; agreement signed.
161	Restaurant-workers	Prince Rupert	July 8	22	4	Hours of work, overtime vacations, sick-leave, wages, and union shop	Referred to Conciliation Board.
162	Operating engineers	Vancouver	July 12	2	1	Wages, hours of work, and duration of contract	Settled.
163	Upholsterers	Vancouver	July 12	20	1	Agreement	Settled.
164	Miscellaneous workers	Vancouver	July 14	12	1	Agreement	Referred to Conciliation Board.
165	Wood-workers	Honeymoon Bay	July 15	11	1	Wages and agreement	Settled.
166	Aluminium-workers	Vancouver	July 15	1,300	1	Wages, shift differential, and vacations	Settled.
167	Culinary and service workers	Vancouver	July 20	300	1	Vacations, overtime, wages, etc.	Settled.
168	Retail, grocery, and food clerks	Kelowna	July 20	5	1	Wages and hours of work	Application for Conciliation Officer withdrawn.
169	Operating engineers	Sicamous	July 21	30	1	Agreement	Settled.
170	Bricklayers	Kitimat	July 21	20	1	Initial agreement	Referred to Conciliation Board.
171	Boiler-makers, iron-workers, fuel-truck drivers, carpenters, operating engineers, general labourers, painters, and tunnel and rock workers	British Columbia	July 21	136	1	Agreement	Four cases settled; one referred to Conciliation Board; in one case application withdrawn; two indefinite.
172	Meat-cutters	Vancouver	July 22	2	1	Initial agreement	Settled.
173	Milk sales drivers and dairy employees	Penticton	July 22	11	1	Agreement	The Conciliation Officer did not recommend the appointment of a Conciliation Board, but did recommend amendments to the standard form of agreement in effect between this union and similar employers' operations at Vernon. These involved union security, check-off, rights of management, and terms of agreement. He also recommended a scale of wages. Strike vote; indefinite.

174	General labourers	Vancouver	July 25	.....	44	Wages, overtime, union shop, etc.	Settled.
175	Milk sales drivers	Kelowna	July 29	8	1	Agreement	Settled.
176	Milk sales drivers	Vernon	July 29	6	1	Initial agreement	Settled.
177	Teamsters	Victoria	August 1	7	1	Wages, hours of work, etc.	Settled.
178	Miscellaneous workers	Vancouver	August 8	11	1	Wages, hours of work, statutory holidays, etc.	Settled.
179	Beverage-dispensers	Abbotsford, Chilliwack, and Mission	August 8	20	3	Hours of work, vacations, health and welfare, and check-off	Settled.
180	Truck-drivers and helpers	Vancouver	August 8	34	1	Wages and agreement	Settled.
181	Wood-workers	Vancouver	August 8	25	1	Initial agreement	Settled.
182	Fuel-truck drivers	Dawson Creek	August 9	9	1	Initial agreement	Settled.
183	Wood-workers	Clearwater	August 9	60	1	Board rates	The Conciliation Officer did not recommend the appointment of a Conciliation Board, but suggested that an increase of the *per diem* board rate be reduced, and that all employees affected receive a refund of the extra amount charged for the full time the increase has been in effect. Union accepted and employer rejected the report; indefinite.
184	Projectionists	Vancouver	August 9	51	1	Wages, unemployment insurance, pension plan, etc.	Referred to Conciliation Board.
185	Projectionists	Vancouver	August 10	66	1	Wages, overtime, unemployment insurance, pension plan, etc.	Referred to Conciliation Board.
186	Fuel-truck drivers	Dawson Creek	August 11	4	1	Initial agreement	Referred to Conciliation Board.
187	Fuel-truck drivers	Dawson Creek	August 11	4	1	Initial agreement	Referred to Conciliation Board.
188	Fuel-truck drivers	Dawson Creek	August 11	3	1	Initial agreement	Referred to Conciliation Board.
189	Bakery-workers	Vancouver	August 12	10	1	Agreement	Settled.
190	Retail and wholesale workers	Vancouver	August 12	16	1	Wages, sick-leave, M.S.A., vacations, union security etc.	Referred to Conciliation Board.
191	Retail and wholesale workers	Vancouver	August 12	11	1	Initial agreement	Referred to Conciliation Board.
192	Carpenters	Prince Rupert	August 12	8	1	Agreement	Settled.
193	Carpenters	Prince Rupert	August 15	4	1	Agreement	Settled.
194	Fuel-truck drivers	British Columbia	August 16	600	20	Wages	Settled.
195	Bakery-workers	Vancouver	August 24	10	1	Wages and night work, compensation	Settled.
196	Bakery-workers	Victoria	August 29	8	1	Union shop, wages, and statutory holidays	Referred to Conciliation Board.
197	Retail and wholesale workers	Campbell River and Courtenay	August 31	24	1	Wages	Referred to Conciliation Board.
198	Mine and mill workers	Alice Arm	September 1	100	1	Wages, statutory holidays, insurance plan, overtime, seniority, etc.	Settled.
199	Retail and wholesale workers	Vancouver	September 1	72	1	Wages, vacations, and duration of agreement	Referred to Conciliation Board.
200	Lumber and sawmill workers	West Summerland	September 8	37	1	Wages, union security, and vacations	Settled.

Table II.—Conciliation, 1955—Continued

No.	Class of Employees Involved	Location	Date Conciliation Officer Appointed	Employees Directly Involved	Employers Involved	Major Causes of Disagreement	Result of Reference
201	Retail and wholesale workers	Penticton	September 13	7	1	Wages, hours of work, seniority, vacations, etc.	Referred to Conciliation Board.
202	Beverage-dispensers	Vancouver	September 20	50	1	Union security and check-off	Settled.
203	Upholsterers	Vancouver	September 22	6	1	Agreement	Settled.
204	Packing-house workers	Vancouver	September 22	25	1	Wages, sickness and accident indemnity, vacations, etc.	Settled.
205	Packing-house workers	Vancouver	September 27	25	1	Wages, vacations, statutory holidays, sick-leave plan, etc.	Settled.
206	Carpenters	Vancouver	September 28	7	1	Standard agreement	Settled.
207	Hospital employees	Kamloops	September 28	85	1	Wages and vacations	Referred to Conciliation Board.
208	Hospital employees	Kelowna	September 28	94	1	Wages and vacations	Referred to Conciliation Board.
209	Machinists	Kitimat	October 4	30	1	Travel time, transportation, and free room and board	Referred to Conciliation Board.
210	Railway employees	Sechelt	October 4	6	1	Wages	Settled.
211	Teamsters	Nanaimo	October 7	9	1	Wages, statutory holidays, and overtime	Settled.
212	Electrical workers	Lower Mainland	October 7	70	9	Overtime, statutory holidays, vacations, wages, sick-pay plan	The Conciliation Officer did not recommend the appointment of a Conciliation Board, but recommended a one-year contract providing for wages of all employees covered by the contract be increased 8 cents per hour October 1, 1955; a further incerase June 1, 1956, of 5 cents per hour; and a further increase of 4 cents per hour February 1, 1957. Other recommendations involved vacations, sick-pay and pension plan, overtime rates, statutory holidays, and other terms and conditions of employment. Union and all employers except one accepted the report; settled.
213	Laundry-workers	Trail	October 12	17	1	Hours of work, vacations, wages, and statutory holidays	Referred to Conciliation Board.
214	Meat-cutters	Vancouver and Victoria	October 12	200	1	Wages, hours of work, overtime, apprenticeship, etc.	Settled.
215	Meat-cutters	Vancouver, Burnaby, and Richmond	October 12	45	1	Wages, hours of work, overtime, apprenticeship, etc.	Settled.
216	Butchers	Victoria	October 12	8	1	Wages, hours of work, overtime, apprenticeship, etc.	Settled.
217	Butchers	Victoria, Vancouver, and New Westminster	October 12	50	2	Wages, hours of work, overtime, apprenticeship, etc.	Settled.
218	Electrical workers	Vancouver	October 13	650	2	Wages, overtime, annual vacations, sick-leave plan, pensions, etc.	Issues referred to Conciliation Officer have been resolved.

219	Hospital employees	Cranbrook	October 18	50	1	Agreement	Settled.
220	Hospital employees	Penticton	October 18	67	1	Wages and annual vacations	Referred to Conciliation Board.
221	Carpenters	Mission City	October 18	20	1	Wages, fringe benefits, and holiday pay	Settled.
222	Cabaret employees	Port Alberni	October 20	15	1	Initial agreement	Settled.
223	Masters and second officers	Vancouver	October 11	33	1	Wages, hours, overtime, etc.	Settled.
224	Miners	Ainsworth	October 24	70	1	Wages, shift differential, hours of work, holidays with pay, etc.	Referred to Conciliation Board.
225	Restaurant employees	Vancouver	October 25	18	2	Union security, hours of work, wages, and statutory holidays	Referred to Conciliation Board.
226	Truck-drivers	Vancouver	October 26	12	1	Pension plan, wages, and duration of agreement	The Conciliation Officer did not recommend the appointment of a Conciliation Board, but suggested that as a basis of settlement the pension plan presently in effect with other employees of this employer be implemented, that there be a wage increase retroactive to anniversary date of existing contract, and that contract be effective for two years without reservation. Employer accepted and union rejected the report; negotiations; settled.
227	Truck-drivers	Vancouver	October 27	2	1	Wages	Referred to Conciliation Board.
228	Retail and wholesale employees	Penticton	October 27	13	1	Agreement	Settled.
229	Butchers	Vancouver and New Westminster	October 28	----	9	Wages, hours of work, overtime, apprenticeship	Settled.
230	Rope and twine workers	Vancouver	November 1	55	1	Wages, classification adjustments, holidays, etc.	Settled.
231	Carpenters	Kelowna	November 3	20	1	Agreement	Referred to Conciliation Board.
232	Textile-workers	Vancouver	November 4	140	1	Wages, hours of work, and statutory holidays	Referred to Conciliation Board.
233	Wood-workers	Duncan	November 14	9	1	Wages, overtime, hours of work, and shift basis	Referred to Conciliation Board.
234	General labourers	Port Alberni	November 14	50	1	Wages and room and board	Settled.
235	Carpenters	British Columbia	November 17	8	1	Standard agreement	Settled.
236	Carpenters	West Vancouver	November 17	15	1	Agreement	Settled.
237	Miners	Copper Mountain	November 18	450	1	Wages, hours of work, and retirement plan	Referred to Conciliation Board.
238	Truck-drivers	Cranbrook	November 21	31	1	Wages, statutory holidays, vacations, etc.	Referred to Conciliation Board.
239	Office employees	Vancouver	November 22	4	1	Vacations and credit union membership	Settled.
240	Truck-drivers	Vancouver	November 22	15	1	Wages, duration of agreement, annual vacations, etc.	Settled.
241	Hospital employees	Duncan	November 22	55	1	Fringe benefits, sick-leave, holiday pay, superannuation, etc.	Settled.
242	Hospital employees	Nanaimo	November 22	65	1	Fringe benefits, sick-leave, holiday pay, superannuation, etc.	Settled.
243	Hospital employees	Port Alberni	November 22	65	1	Sick-leave, fringe benefits, holiday pay, and superannuation	Settled.
244	Hospital employees	Ladysmith	November 22	15	1	Fringe benefits, sick-leave, holiday pay, and superannuation	Settled.
245	Foundry-workers	Vancouver	November 23	34	1	Wages, job classification, statutory holidays, vacations, etc.	Settled.
246	Wood-workers	Campbell River	November 24	100	1	Rates for falling and bucking	Settled.

Table II.—Conciliation, 1955—Continued

No.	Class of Employees Involved	Location	Date Conciliation Officer Appointed	Employees Directly Involved	Employers Involved	Major Causes of Disagreement	Result of Reference
247	Motor-coach employees	Chilliwack	November 29	3	1	Wages	Settled.
248	Steel-workers	Vancouver	November 29	30	1	Wages, sick-pay, statutory holidays and vacations, etc.	Referred to Conciliation Board.
249	Hospital employees	Prince George	December 1	60	1	Wages and medical health plan	Referred to Conciliation Board.
250	Fuel-truck drivers	Vancouver	December 2	35	1	Wages, overtime, and hours of work	Settled.
251	Retail and wholesale workers	Vancouver	December 2	30	1	Vacations, wages, and union security	The Conciliation Officer did not recommend the appointment of a Conciliation Board, but suggested that the parties enter into an agreement, effective *September 1, 1955, for two* years, and that this agreement incorporate various changes agreed on by the parties, involving union security, wages, and M.S.A.
252	Hospital employees	Trail	December 6	76	1	Wages, statutory holidays, sick-leave, etc.	Settled.
253	Cabaret employees	Vancouver	December 8	75	1	Agreement	Referred to Conciliation Board.
254	Miners	Cassiar	December 9	240	1	Wages, shift differentials, statutory holidays, M.S.A., etc.	Settled.
255	Fuel-truck drivers	Kitimat	December 9	12	1	Agreement	Settled.
256	Milk sales drivers	Vancouver and Victoria	December 13	27	1	Wages, retroactive pay, platform delivery, etc.	Referred to Conciliation Board.
257	General truck-drivers	New Westminster	December 15	4	1	Wages	Settled.
258	Auto-workers	Courtenay	December 19	35	6	Wages, vacations, etc.	Referred to Conciliation Board.
259	Carpenters	Vancouver	December 19	6	1	Standard agreement	Settled.
260	Railway employees	Penticton	December 20	40	1	Wages and statutory holidays	Settled.
261	Office employees	Vancouver	December 21	16	1	Wages and union security	Referred to Conciliation Board.
262	Civic employees	Prince Rupert	December 21	50	1	Wages, health insurance plan, etc.	Settled.
263	Hospital employees	Kimberley	December 23	25	1	Negotiations continuing.	
264	Hospital employees	Rossland	December 23	23	1	Wages	Settled.
265	Hospital employees	Oliver	December 23	20	1	Agreement	Settled.
266	Butchers	South Burnaby	December 30	20	1	Wages and vacations	Settled.
267	Typographical employees	Kamloops	December 30	11	1	Hours of work, wages, overtime, vacations with pay, pension plan, medical services, etc.	Settled.
268	Fuel-truck drivers	Vananda	December 30	3	1	Wages, hours of work, and retroactivity	Settled.
	Totals			54,581	763		

Table III.—Boards of Conciliation, 1955

No.	Disputant Parties	Members of Board	Date of Appointment	Matters in Dispute	Board Reported	Details of Recommendations of Board	Disposition
1	Western Forest Industries Ltd. and International Woodworkers of America, Local No. 1-80	L. G. McKenzie (C) R. R. Smeal (L.) George Gregory (E.)	Jan. 11	Union security Board and lodging Statutory holidays M.S.A., etc.	Feb. 21	Majority report, employees' nominee dissenting. The Board recommended $10 minimum increase to fallers and buckers	Employer accepted, employees rejected report of Board.
2	Trail - Tadanac Hospital, Trail, and Trail Federal Union, Local No. 302	R. N. Crowe (C.) I. P. Oatton (L.) G. W. Wilson (E.)	Jan. 11	Collective agreement	Feb. 2	Majority report, employer's nominee dissenting. The Board recommended (1) forty-hour week; (2) six statutory holidays at straight time; (3) premium for afternoon and night shift to be increased 2 cents per hour; (4) new job classification, "operating-room orderly," at rate of $233 per month; (5) $8 per month increase for specified classifications; (6) orderly and certified orderly to receive adjustment of $5 per month, and cooks an increase of $2 per month; (7) three weeks' holiday after seven years' continuous service; (8) job-evaluation study to be undertaken as soon as possible	The parties agreed to be bound by the recommendations of the Conciliation Board.
3	Chilliwack General Hospital, Chilliwack, and International Union of Operating Engineers, Local No. 882	M. G. LeBreton (C.) T. Dunlop (L.) T. T. McCammon (E.)	Jan. 21	Wages Shift differential Hours of work Pension plan	Feb. 2	Majority report, employer's nominee dissenting. The Board recommended a $30-per-month increase for men covered by the agreement under consideration, effective January 1, 1955	Employer rejected, employees accepted report of Board; agreement signed.
4	Canada Packers Ltd., Vancouver, and International Union of Operating Engineers, Local No. 882	L. S. Parsons (C.) V. L. Dryer (L.) P. B. Paine (E.)	Jan. 27	Collective agreement	Feb. 18	Majority report, employees' nominee dissenting. The Board recommended the wage rate proposed by the company be implemented, the proposal of the company to pay one fireman an additional 3-cent over-rate because of long service be implemented, and that the contract be effective October 15, 1954, for one year	Employees and employer rejected report of Board; agreement signed.
5	Valleyhaven Board of Directors, Chilliwack, and Hospital Employees' Federal Union, Local No. 180	L. S. Parsons (C.) J. Price (L.) W. G. R. Simpson (E.)	Jan. 27	Wages Category adjustment Hours of work	Feb. 19	Unanimous report. The Board recommended wage rates be increased 5 per cent effective January 1, 1955	Employer rejected, employees accepted report of the Board; agreement signed.
6	Best Hotels Ltd., Dunsmuir Hotel Ltd., King Edward Hotel, Premier Hotel Ltd., Hotel Russell Ltd., The Terminal Hotel Ltd., Windsor Hotel, and Turf Hotel Ltd., New Westminster, and Beverage Dispensers' and Culinary Workers' Union, Local No. 835	C. D. McQuarrie (C.) Ray Mercer (L.) George McMartin (E.)	Feb. 7	Wages Health and welfare plan Check-off Vacations Hours of work	Mar. 24	Majority report, employees' nominee dissenting. The Board recommended that the draft agreement attached to its report be the basis for a collective agreement. The suggested agreement covers hours of work, shift work, management of employees, union security, discipline, mode of dress, statutory holidays, wage scale and job classifications, vacations, taps and hour of closing, grievance procedure, and duration of agreement	Employers accepted, employees rejected report of Board; supervised strike vote; agreement signed.

Table III.—Boards of Conciliation, 1955—Continued

No.	Disputant Parties	Members of Board	Date of Appointment	Matters in Dispute	Board Reported	Details of Recommendations of Board	Disposition
7	Hotel Russel Ltd., New Westminster, and Beverage Dispensers' and Culinary Workers' Union, Local No. 835 (service employees)	C. D. McQuarrie (C.) Ray Mercer (L.) George McMartin (E.)	Feb. 7	Wages Health and welfare plan Check-off Vacations	Mar. 24	Unanimous report. The Board recommended that the agreement attached to its report be the basis for a collective agreement between the parties. The suggested agreement covers union membership, wages, statutory holidays, annual vacations, uniforms, representative of union, dressing-rooms, grievance procedure, and duration of agreement	Employees rejected report, employer accepted report in part; supervised strike vote; agreement signed.
8	Pacific Western Express Terminals Ltd., Sea-Van Express Ltd. (Seattle-Vancouver Freight Lines), Vancouver, and General Truck Drivers' and Helpers' Union, Local No. 31	W. M. Black (C.) H. J. Irving (L.) W. E. Hammond (E.)	Feb. 15	Renewal of agreement Wages	Mar. 11	Pacific Western Express Terminals Ltd. — Unanimous report. The Board recommended (1) agreement which terminated March 31, 1954, between Sea-Van Express Ltd. and union be effective October 15, 1954, to December 31, 1955; (2) wage increase of 10 cents per hour retroactive to October 15, 1954, with a further increase of 5 cents per hour effective April 1, 1955. Retroactive pay to apply to all employees on payroll from October 15, 1954, to February 27, 1955; (3) forty-hour week	Employees accepted report, employer accepted report with exception of forty-hour week so far as it applies to drivers driving line-haul equipment between Vancouver and Blaine.
					Mar. 11	Sea-Van Express Ltd. — Unanimous report. The Board recommended (1) renewal of union contract which terminated March 31, 1954, effective October 15, 1954, to December 31, 1955; (2) inclusion in contract of forty-hour week; (3) wage increase of 10 cents for all categories, retroactive to October 15, 1954, and further increases of 5 cents per hour commencing April 1, 1955	Employees and employer accepted report of Board; agreement signed.
9	B.C. Drugs Ltd., Vancouver, and Retail, Wholesale and Department Store Union, Local No. 535	W. H. Morrow (C.) G. MacNeil (L.) W. Smelts (E.)	Feb. 24	Wages Vacations Statutory holidays Sick leave M.S.A. Overtime Union shop	June 1	Unanimous report. The Board recommended that the parties negotiate further on matters still in dispute	The parties reached agreement.
10	City of Vancouver and Vancouver Civic Employees' Union, Outside Workers	J. Edwin Eades (C.) Samuel Jenkins (L.) Hugo Ray (E.)	Feb. 25	Wages Seniority Union dues Sick-pay plan and separation trust fund	Apr. 1	Unanimous report. The Board recommended (1) wages remain same; (2) that there is no reason why a separation trust fund should not be made available to outside employees, and if employees prefer that a similar allowance be made by way of wages, it is recommended that the wages of all employees concerned by increased 1½ per cent commencing January 1, 1955; (3) six helper positions in machine-shop to be upgraded to utility on Pay Grade 5 at rate of $1.60½ per hour, helper positions held by two employees in	Employer and employees accepted report; agreement signed.

						blacksmith and carpenter shop be upgraded to that of utility man on Pay Grade 5 at rate of $1.60½, 10-cent increase per hour for grader-operators and operators of equipment designated as D6 and D7; (3) modified Rand formula as set out in report be approved; (4) certain changes in promotional and demotional policy; (5) grievance procedure to be made by mutual agreement of parties	
11	Canadian Pacific Railway Co. (Empress Hotel), Victoria, and Empress Division No. 276, Canadian Brotherhood of Railway Employees and Other Transport Workers	F. J. Lynn (C.) J. MacKenzie (L.) F. Smelts (E.)	Mar. 10	Wages	Apr. 14	Majority report, employees' nominee dissenting. The Board recommended existing wage rates should remain in effect until expiry date of present agreement, August 1, 1955	Employees rejected, employer accepted report of Board.
12	Major Appliances & Refrigeration (B.C.) Ltd., Vancouver, and Retail, Wholesale and Department Store Union, Local No. 535	D. P. Lockhart (C.) G. MacNeil (L.) T. E. H. Ellis (E.)	Mar. 10	Retroactive pay Wages and other minor changes	Apr. 21	Majority report, employees' nominee dissenting. The Board recommended parties put into effect as at January 1, 1955, for the year 1955, the working conditions, wage scales and classifications, and any other arrangements or agreements actually in effect as at January 1, 1955, and existing between the employer and employees, with such modifications as may be agreed upon between parties from time to time throughout the year	Employer accepted, employees rejected report of Board; supervised strike vote; agreement signed.
13	Nanaimo Daily Free Press (Nanaimo Free Press Printing & Publishing Co. Ltd.), Nanaimo, and Nanaimo Typographical Union, Local No. 337	Robert Leach (C.) William Richardson (L.) Edwin Pearlman (E.)	Mar. 11	Wages Overtime Holidays with pay Rates for apprentices Sick leave	Mar. 25	Majority report, employees' nominee dissenting. The Board recommended (1) 6 cents per hour be granted retroactive to September 1, 1954; (2) present overtime provisions to remain same; (3) operating conditions of teletype-setter machines: Company to give ninety days' notice of intention to install; parties will then negotiate terms of installation, these terms to be worked out and agreed upon by company executive and International president; (4) agreement effective September 1, 1954, to August 31, 1955. Award to be retroactive to September, 1954	Employer accepted, employees rejected report of Board; supervised strike vote; negotiations; agreement signed.
14	Children's Hospital, Vancouver, and Registered Nurses' Association of British Columbia Inc.	L. R. Peterson (C.) Pauline Capelle (L.) D. A. Sutton (E.)	Mar. 14	Wages Hours of work Annual increments	Apr. 15	Unanimous report. The Board recommended basic wage rate be $235 per month, with one annual increment in second year of $10 and annual increments of $7.50 in each of the third, fourth, and fifth years; that a provision be made in agreement to ensure that none of the salaries of personnel at present employed by the hospital be reduced by an amount greater than $10 per month, and that these recommendations be implemented forthwith	Employer and employees accepted report of Board; agreement signed.

Table III.—Boards of Conciliation, 1955—Continued

No.	Disputant Parties	Members of Board	Date of Appointment	Matters in Dispute	Board Reported	Details of Recommendations of Board	Disposition
15	Restmore Manufacturing Co. Ltd., Vancouver, and International Woodworkers of America, Local No. 1-217	D. E. McTaggart, Jr. (C.) George Home (L.) Macgregor F. Macintosh (E.)	Mar. 17	Wages Conversion of piece-work employees to hourly rated Seniority	Apr. 21	Majority report, employees' nominee dissenting. The Board recommended (1) 10 cents per hour increase to machinists, carpenters, electricians, welders, and operating engineers, retroactive to January 1, 1955; (2) 3 cents per hour increase to all employees retroactive to January 1, 1955, and a further increase of 5 cents per hour August 15, 1955, for the balance of agreement; (3) additional week's vacation with pay to all employees with three or more years' service; (4) agreement effective for two years from August 1, 1954	Employees accepted report of Board; work stoppage, negotiations; agreement signed.
16	City of Victoria Board of Police Commissioners and Victoria City Police Federal Union, Local No. 215, T.L.C.	Robert Leach (C.) Fred Dougherty (L.) J. G. Ruttan (E.)	Mar. 18	Wage schedule	Mar. 31	Majority report, employer's nominee dissenting. The Board recommended a 5-per-cent increase be granted to the present wage rates for the categories involved, and that this increase be retroactive to March 1, 1955	Report of Board binding upon parties pursuant to provisions of "Municipal Act."
17	Ocean View Development Ltd., Burnaby, and International Hod Carriers', Building and General Labourers' Union, Local No. 602	F. J. Lynn (C.) M. J. Kemmis (L.) John A. Grimmett (E.)	Mar. 28	Wages Reduced work-week Seniority Union security	Apr. 22	Majority report. The Board recommended (1) normal working-day of eight hours between 8 a.m. and 5 p.m., forty hours to constitute a week's work; (2) union-member employees given preference of work; (3) shop stewards to be recognized by company; (4) union-member employees shall remain members during life of agreement, non-members to have option of joining union or alternately pay dues; (5) two hours' pay for employees reporting for work and not being required; (6) two weeks' holiday with pay after two years' service; (7) 20 cents per hour increase to all employees covered by agreement effective from date of expired contract; (8) agreement effective for one year from anniversary date	Employer rejected, employees accepted report of Board; supervised strike vote; agreement signed.
18	The American News Co. Ltd., Vancouver, and General Truck Drivers' and Helpers' Union, Local No. 31	Russell C. Twining (C.) H. J. Irving (L.) Fred Smelts (E.)	Mar. 29	Agreement	Apr. 28	Majority report, employer's nominee dissenting. The Board recommended (1) all employees be given an increase of $15 per month retroactive to February 1, 1955; (2) membership in the union within thirty days of employment to be a condition of employment; (3) each employee be allowed up to maximum total of fourteen days' sick leave with pay in each full year of employment on presentation of medical certificate of sickness	Employees accepted, employer rejected report of Board; certification cancelled March 20, 1956.

19	Bennett & White Construction Co. Ltd. and Commonwealth Construction Co. Ltd., Vancouver and Victoria, and Operative Plasterers' and Cement Masons' International Association, Local No. 919	F. W. Smelts (C.) Edward Loftus (L.) H. Ayling (E.)	Apr. 5	Terms and conditions of agreement covering work in the Victoria or Lower Vancouver Island area	Apr. 29	Majority report, employees' nominee dissenting. The Board recommended that tthe parties reach agreement on the basis of employers' offer to honour in Victoria and any other parts of B.C. excluded by present agreement the locally established rates, and that the union attempt to reach a satisfactory agreement for Victoria and other areas by bargaining with the employers located in these areas	Employers accepted, union rejected report of Board.
20	Pioneer Division No. 101, Amalgamated Association of Street, Electric Railway and Motor Coach Employees of America, Vancouver, and Office Employees' International Union, Local No. 15	L. R. Peterson (C.) Ev. King (L.) T. H. Wiltshire (E.)	Apr. 5	Wages	Apr. 29	Unanimous report. The Board recommended that the salary range for a clerk-typist be $48 to $53 per week, clerk-stenographer $53 to $58, and steno-book-keeper, cashier (general assistant), $58 to $68 per week	Employer and employees accepted report of Board; agreement signed.
21	Pioneer Gold Mines of British Columbia Ltd., Pioneer, and Pioneer Miners' Local No. 693, I.U.M.M. and S.W.	W. H. Morrow (C.) W. Stewart (L.) E. D. H. Wilkinson (E.)	Apr. 5	Wages Statutory holidays Hours of work Sick leave Pension scheme Seniority	May 9	Unanimous report. The Board recommended (1) one additional statutory holiday, to be mutually agreed on; (2) paid annual holidays as provided for in the Bralorne Mine agreement, dated December 22, 1953—that is, six days' holiday with pay after twelve months' service, three additional days for the second twelve months, and one additional day up to a maximum of fourteen days for each additional twelve months; (3) check-off of union dues as provided for in the "Sloan formula"	Employees accepted report of Board, employer accepted report in respect to additional statutory holidays and annual holiday schedule; agreement signed.
22	Corporation of the City of Victoria and Registered Nurses' Association of British Columbia	Lloyd G. McKenzie (C.) Archie Wills (L.) R. C. Ellis (E.)	Apr. 7	Wages	Apr. 14	Unanimous report. The Board recommended public-health nurses of Victoria should have their salaries brought up to the level of Provincial Government nurses and should start at $225 per month, and that no change be made in the annual increments which will continue at four annual increments of $10	Employer and employees accepted report of Board; agreement signed.
23	The Corporation of the District of Burnaby and Burnaby Civic Employees' Federal Union, Local No. 23	J. Taggart (C.) Robert Skinner (L.) Alex Reid (E.)	Apr. 7	Wages Vacations Sick leave Hours of work Compensation	May 4	Majority report, employer's nominee dissenting. The Board recommended (1) rubber-clothing allowance be included in wage scale paid to outside employees, allowance for such being discontinued; a salary schedule on hourly rates for fourteen classifications, ranging from labourers ($1.51) to tradesmen ($1.90½); wage schedule for monthly paid employees be increased 3½ per cent; (2) four weeks' holiday with pay after twenty years' service; (3) statutory holidays to remain unchanged, and Easter Monday specifically to remain a statutory holiday; (4) hours of work for outside employees to be 8 a.m. to 4.30 p.m. with one-half hour for lunch. Other recommendations of the Board involved overtime, reclassification of employees, sick leave, grievance procedure, seniority, and other items	Employer and employees accepted report; agreement signed.

Table III.—Boards of Conciliation, 1955—Continued

No.	Disputant Parties	Members of Board	Date of Appointment	Matters in Dispute	Board Reported	Details of Recommendations of Board	Disposition
24	Corporation of the District of Saanich and International Association of Fire-fighters, Local No. 967	Robert Leach (C.) James J. Proudfoot (L.) W. C. Kersey (E.)	Apr. 13	Wages and sick leave	Apr. 7	Majority report, employer's nominee dissenting. The Board recommended (1) 4-per-cent across-the-board increase in wages; (2) continuation of present sick-leave plan; (3) term of award to be retroactive to April 1, 1955; (4) agreement to be for one year from April 1, 1955	The report of the Board was binding upon the parties pursuant to the provisions of the "Municipal Act."
25	City of Prince Rupert and Prince Rupert Fire Fighters' Association, Local No. 559	J. Scott (C.) E. P. O'Neal (L.) Arthur Murray (E.)	Apr. 12	Wages Uniforms Vacancies to be published	Apr. 15	Unanimous report. The Board recommended (1) advertisement to appear in Prince Rupert Daily News within thirty days of the signing of agreement, inviting applicants for positions to be filled in department as vacancies occur, these to appear at six-month intervals unless minimum of five applications on file; applicants must be between 18 and 25, have certificate of physical fitness, good character, and Grade X education; (2) following wage structure retroactive to January 1, 1955, be implemented: First six months, $250; seven to eighteen months, $275; nineteen to thirty months, $300; thirty-one to forty-one months, $320; and forty-three months and up, $335 per month; (3) members must appear on duty in uniform to satisfaction of Fire Chief, clothing allowance of $75 per annum to be paid to all members of department not in receipt of regular uniforms in contract year	The report of the Board was binding upon the parties pursuant to the provisions of the "Municipal Act."
26	Board of Police Commissioners of the Corporation of the District of Oak Bay and Oak Bay Municipal Employees' Association, Local No. 17	Robert Leach (C.) Lorne Shandley (L.) J. G. Ruttan (E.)	Apr. 12	Wages	Apr. 15	Majority report, employees' nominee dissenting. The Board recommended first-class constable to receive $283.79 per month to $290, second-class constable from $266.40 per month to $275.26, third-class constable from $249.28 per month to $260.48; fourth-class constable from $193.20 per month to $244.58. Increase to be retroactive to January 1, 1955, and agreement to run to December 31, 1955	Report of Board binding upon the parties pursuant to provisions of "Municipal Act."
27	Civic Hotel, Hume Hotel Ltd., Madden Hotel Co. Ltd., New Grand Hotel, Royal Hotel, Savoy Hotel, Soloway Hotels Ltd., all of Nelson, and Hotel, Restaurant and Bartenders' International Union, Local No. 707	H. E. Sang (C.) Ralph A. Hyssop (L.) Oliver D'Andrea (E.)	Apr. 19	Wages Hours of work	Apr. 28	Unanimous report. The Board recommended that previous contract dated December 1, 1951, to remain in effect for two years from May 1, 1955, with the following exceptions: (*a*) Wages shall be $58 per week; (*b*) after expiration of one year, it is mutually agreed that wage structure be reviewed with the object of making adjustments as may be justified at the time. If no agreement is reached, contract to remain unchanged.	The parties agreed to be bound by the recommendations of the Board.

28	Board of Commissioners of Police, Corporation of the District of Saanich, and Saanich Municipal Employees' Association, Local No. 5	A. I. Thomas (C.) James Smart (L.) H. K. Bate (E.)	Apr. 13	Wages	Apr. 14	Majority report, employees' nominee dissenting. The Board recommended an increase of 5 per cent in wages across the board to all police officers in all classes, including sergeants	The report of Board was binding upon the parties pursuant to provisions of "Municipal Act."
29	Arctic Club Ltd., Elks Club, Irish Canadian Veterans' Association, Labour Crafts Club, Loyal Order of Moose, Pacific Athletic Club, Press Club Ltd., Quadra Club (Pickwick Estates Ltd.), Railwaymen's Club, and West Coast Central Club, all of Vancouver, and Club and Cabaret, Culinary and Service Employees' Union, Local No. 740	J. Friend Day (C.) J. A. H. Faas (L.) Fred Smelts (E.)	Apr. 14	Wages Vacations Holiday pay Health and welfare plan Union membership	May 26	Majority report, employees' nominee dissenting. The Board redrafted clauses in the existing agreement having to do with union security, hours of work, and overtime. The Board also stated that "the situation is very serious from the business stand-point." The Board therefore recommended that the agreement of March 10, 1954, be continued with the changes indicated	Union rejected, employers accepted report of Board; supervised strike vote; agreement signed.
30	Richmond Milk Producers' Co-operative Association, Frasea Farms Ltd., Palm Dairies Ltd., Guernsey Breeders' Dairy Ltd., Jersey Farms Ltd., Royal City Dairies Ltd., Creamland Crescent and Empress Dairies Ltd., Drakes Dairy Ltd., Glenburn Dairy Ltd., and Fraser Valley Milk Producers' Association—Dairyland Division, Vancouver, and Milk Wagon Drivers' and Dairy Employees' Union, Local No. 464	L. S. Parsons (C.) R. M. Strachan (L.) J. C. Munroe (E.)	Apr. 14	Agreement	July 29	Majority report, employees' nominee dissenting. One of the major issues between the parties was the union's desire for the maintenance of six-day delivery schedule, while the employers proposed a five-day delivery schedule. The Board recommended a wage increase of $25 per month to driver-salesmen and an increase in the base rate in nine categories. There were to be nine statutory holidays with pay in the year or an equivalent day off or pay in lieu thereof. Retail delivery trucks on routes commencing 7 a.m. to be preloaded. Recommendations were made concerning a welfare plan, check-off and bonding, discharge of employees, overtime, and split routes. If no agreement could be reached between parties to institute five-day delivery week, it was recommended that the agreement be amended to provide for an increase in wages in six categories ranging from $10 per month to $25, nine statutory holidays with pay or equivalent day off or pay in lieu thereof, and that all retail delivery trucks on routes commencing at 7 a.m. or earlier be preloaded. Recommendations were also made concerning a welfare plan, check-off and bonding, discharge of employees, overtime, and other terms and conditions of employment	Employers and employees rejected report of Board; supervised strike vote.
31	Westeel Products Ltd., Granville Island, Vancouver, and United Steelworkers of America, Local No. 3229	F. J. Lynn (C.) George H. Mitchell (L.) J. D. Monroe (E.)	Apr. 15	Wages Duration of agreement	May 26	Majority report, employees' nominee dissenting. The Board recommended that the agreement which expired October 31, 1954, be renewed for a period of one year to expire October 31, 1955, without change apart from the wages, which should be increased 2 cents effective May 1, 1955	Employer accepted, union rejected report of Board; agreement signed.

Table III.—Boards of Conciliation, 1955—Continued

No.	Disputant Parties	Members of Board	Date of Appointment	Matters in Dispute	Board Reported	Details of Recommendations of Board	Disposition
32	City of Vancouver and Vancouver Fire Fighters' Union, Local No. 18	L. R. Peterson (C.) H. L. Hansen (L.) A. Hugo Ray (E.)	Apr. 18	Wages Service pay	Apr. 26	Unanimous report. The Board recommended (1) overall wage increase of 1½ per cent to all persons covered by agreement effective March 1, 1955; (2) member of the fire department acting in a senior rank to be paid wage specified for that rank; (3) service pay in the amount of $3 per month after ten years' service and an additional $1.50 for each five years thereafter, effective March 1, 1955; (4) master mechanic's wages be increased by the sum of $10 per month, effective March 1, 1955	Report of Board binding upon parties pursuant to provisions of "Vancouver Charter."
33	City of Vancouver and Vancouver City Hall Employees' Association, Local No. 15	H. F. Angus (C.) A. T. Alsbury (L.) A. Hugo Ray (E.)	Apr. 19	Wages Service pay Vacations Hours of work Gratuity plan Overtime Union security	Apr. 26	Unanimous report. The Board recommended (1) wages of all employees concerned be increased 1½ per cent effective January 1, 1955; (2) serious consideration be given to extent of the problem of service pay; (3) fifteen working-days' vacation per annum after five years' service; (4) modified version of Rand formula provided membership in association remains on voluntary basis and is not condition of employment	Employer rejected and employees accepted report of Board; agreement signed.
34	The City of Vancouver and International Brotherhood of Electrical Workers, Local No. 213	H. F. Angus (C.) Thomas Dunlop (L.) A. Hugo Ray (E.)	Apr. 19	Vacations Statutory holidays Trust fund Wages	Apr. 28	Unanimous report. The Board recommended (1) wage increase of 2 per cent; (2) adoption of a modified version of Rand formula.	Employer and employees accepted report of Board; agreement signed.
35	Corporation of the District of Surrey and Surrey Municipal Employees' Association No. 6	D. E. McTaggart, Jr. (C.) Robert Skinner (L.) J. W. Kirkland (E.)	Apr. 21	Wages Medical plan Holiday pay Sick leave	May 14	Unanimous report. The Board recommended (1) outside staff be paid on hourly basis instead of monthly basis, and as a result of this change no employee shall be paid less than $1.14 per hour before any increase is made; (2) employer shall contribute 50 per cent of monthly premium of existing medical plan; (3) all inside employees be granted 5 per cent on existing rates of pay, retroactive to January 1, 1955; (4) all outside employees be granted 5.7-cent increase on existing rates, retroactive to January 1, 1955; (5) the Board recommended a grievance procedure; (6) hours of work to be eight hours per day and forty hours per week, with rate of 1½ for any hours worked over eight hours per day and forty per week, double time on Sundays and statutory holidays	Employer and employees accepted report of Board; agreement signed.

36	Board of Commissioners of Police of the City of Vancouver and City Policemen's Federal Labour Union, Local No. 12	Allan S. Gregory (C.) David Sturdy (L.) A. Hugo Ray (E.)	Apr. 21	Wages Service pay Uniform issue Statutory holidays Seniority	Apr. 28	Unanimous report. The Board recommended (1) an additional sum of $5 per month to all ranks except probationers effective March 1, 1955; (2) an increase of 1½ per cent of the wage rate in effect in the year ended February 28, 1955, to all ranks including probationers, effective March 1, 1955	Report of Board binding upon parties pursuant to provisions of "Vancouver Charter."
37	British Automobile Centre Ltd., Empress Motors, Gladwell Motors Ltd., Jameson Motors Ltd., National Motors Co. Ltd., Louis Nelson Ltd., Olson Motors, Thos. Plimley Ltd., Wilson Motors Ltd., and J. M. Wood Motors, all of Victoria, and Automotive Maintenance Workers' Federal Union, Local No. 151	Philip Fleming (C.) Elton T. Staley (L.) Clarke Simpkins (E.)	Apr. 21	Wages Increased weekly guarantee Hours of work Statutory holidays Vacations Tool insurance	Apr. 4	Unanimous report. The Board recommended (1) wage scales be introduced from May 1, 1955, applicable to eighteen classifications; (2) machinists, mechanics, trimmers, radiator men, body and fender men, battery men, electricians, vulcanizers, painters, and welders should receive $1.78½ per hour. Other classifications covered included mechanics' helpers, lubrication-workers, washers, janitors, service-station attendants, partsmen, and car-jockeys, for which scales were recommended. The Board also recommended that the present agreement be amended to include maintenance of membership and preferential hiring. Other recommendations involve hours of work, annual holidays, and minor revisions	Union accepted report and employers accepted report with exception of clause 11, in which they asked that words "excepting service-station employees" should be inserted immediately following the word "employees."
38	Burns and Co. Ltd., Vancouver, and International Union of Operating Engineers, Local No. 882	Robert Hewitt (C.) A. W. Scott (L.) T. E. H. Ellis (E.)	Apr. 21	Wages Retroactivity Welfare plan	June 1	Unanimous report. The Board recommended that wage rates effective May 1, 1955, be further increased to a minimum hourly rate of $1.90 per hour for third-class engineers and $1.72 per hour for fourth-class engineers, that the company and union institute a welfare plan on the same financial basis as in effect with the larger group of its employees, and that both parties explore the possibility of making it retroactive to the date upon which it was discontinued and jointly solicit the co-operation of the insurance company to this end, and that the union be accorded the same union-security measures now in effect with the larger organization of the company's employees	Employer accepted and employees rejected report of Board; agreement signed.
39	Davey Cartage Co. Ltd., Northern Cartage Ltd., and Building Material, Construction, and Fuel Truck Drivers' Union, Local No. 213	George A. Wilkinson (C.) C. A. Gower (L.) Thomas Clark (E.)	Apr. 22	Agreement	May 27	Unanimous report. In the case of Davey Cartage, the Board recommended a wage increase of 5 cents per hour retroactive from September 1, 1954, to February 1, 1955. In the case of Northern Cartage, the Board recommended a wage increase of 5 cents per hour retroactive from September 1, 1954, to January 1, 1955. All other terms of the agreement have become effective from the date of the Conciliation Board's recommendation. With respect to hours of work, there should be 42½ hours a week worked from date of Conciliation Board's recommendation until September 15th, when forty-hour week is to be instituted	Parties accepted report; agreement signed.

Table III.—Boards of Conciliation, 1955—Continued

No.	Disputant Parties	Members of Board	Date of Appointment	Matters in Dispute	Board Reported	Details of Recommendations of Board	Disposition
40	McLennan, McFeely and Prior Ltd., Vancouver, and Retail, Wholesale and Department Store Union, Local No. 535	James B. Thomson (C.) G. MacNeil (L.) J. G. Gould (E.)	Apr. 27	Wages Overtime Pension plan Seniority	July 8	Majority report, employees' nominee dissenting. The Board recommended that the parties accept Appendix A accompanying Board report covering wages, which included a $2.50 increase retroactive to July 17, 1954, plus a $2.50 increase retroactive to January 17, 1955, plus a $5.00 increase effective July 17, 1955, pension fund, and duration of agreement	Employees rejected and employer accepted report of Board; supervised strike vote; negotiations; agreement signed.
41	Penticton Hospital Society, Penticton, and Hospital Employees' Federal Union, Local No. 180	R. N. Crowe (C.) J. R. Jordon (L.) J. T. Young (E.)	Apr. 29	Wages Vacations Pension plan Group insurance, etc.	May 14	Unanimous report. The Board recommended (1) employees should receive $10.44 increase per month, the contract to date from January 1, 1955, and to run for two consecutive years; (2) two weeks' vacation after five years' service; (3) parties should attempt to implement a medical plan	Employer rejected and employees accepted report of Board.
42	Darlington Haskins & Company (1943) Ltd., Kingsway Tile and Terrazzo Co., The O'Neil Co. Ltd., and Sansan Installations Co. Ltd., Vancouver, and Terrazzo Mechanics' Union, Local No. 4	E. H. Morrow (C.) H. Blescher (L.) Allan McEachern (E.)	May 4	Wages Hours of work Shift work	June 21	Unanimous report. The Board recommended that an agreement in the form attached to their report be accepted and signed by the parties. By the terms of this agreement, terrazzo mechanics' wages will be $2.25 per hour, base-grinders' $2.00 per hour, and terrazzo mechanics' assistants' (including floor-grinders') $1.65 per hour. The work-week is to consist of forty hours, with an eight-hour day. Other terms of the agreement recommended overtime, holidays with pay, union security, and other terms and conditions of employment	Employees rejected report, employers accepted report with exception of overtime clause and desire that agreement be effective for two years instead of one; agreement signed.
43	Loiselle Transport Ltd., Dawson Creek, and Building Material, Construction, and Fuel Truck Drivers' Union, Local No. 213	F. W. Taylor (C.) C. A. Gower (L.) R. R. Maitland (E.)	May 16	Terms of collective agreement	June 23	Majority report, employees' nominee dissenting. The Board recommended terms of a collective agreement for acceptance by the parties which included a scale for men driving tractors, trucks, and tankers, and wage scales to be paid during the loading and unloading and all lay-overs; that minimum wages for truck drivers, swampers, and helpers be 51.30 per hour, warehousemen and checkers $250 per month, trailer-repairmen and tire-repairmen $300 per month. Other recommendations involved holiday pay, time and one-half for Sundays, nine statutory holidays, and infractions of the company's rules	Parties rejected report of Board.

44	Northwestern Creamery Ltd., Island Farms Dairies Co-operative Association, and Palm Dairies Ltd., Victoria, and Milk Wagon Drivers' and Dairy Employees' Union, Local No. 464	L. S. Parsons (C.) Robert Strachan (L.) J. C. Munro (E.)	May 16	Terms of collective agreement	June 30	Majority report, employer's nominee dissenting. The Board recommended that the parties continue to operate under the present agreement until such time as an agreement is reached between the union and the Vancouver employers, and that when agreement is concluded in Vancouver, the Victoria employers be granted the same agreement, including wages and working conditions, as agreed to by the union and the Vancouver employers. The wage increases so obtained are to be retroactive to January 1, 1955	Employers rejected and employees accepted report of Board; supervised strike vote.
45	One hundred and sixty-one employers represented by Forest Industrial Relations Ltd., and International Woodworkers of America, Locals 1-71, 1-80, 1-85, 1-118, 1-217, 1-357, 1-363, and 1-367	Fred Smelts (C.) Robert Smeal (L.) C. George Robson (E.)	May 26	Wages Statutory holiday Union security Medical coverage	June 22	Unanimous report. The Board recommended (1) wage increases of 5 cents per hour across the board effective June 15, 1955, and an additional increase of 5 cents per hour effective June 15, 1956, applicable to all piece-work rates; (2) contract expiry date June 14, 1957; (3) one additional paid statutory holiday during first year of contract (Dominion Day) and a further paid statutory holiday during second year (New Year's Day); (4) payment in all logging operations for time spent in excess of ten hours in any one day, after leaving marshalling point until return, at straight time rates; (5) employees, *if laid off through no fault of their own* before the expiration of twenty days, shall be provided with cost of round-trip transportation to point of hiring, and if laid off before the expiration of forty days, employee shall be provided with the cost of his one-way transportation to point of hiring, camps paying the Queen Charlotte Island differential being excluded; (6) shingle sawyers and packers to be paid at $2.74 and $1.75 respectively for stand-by time whenever accumulative time is one-half hour or more in any one day; (7) category rate increase of 5 cents per hour for cut-off sawyers, knee-bolters, splittermen, deckmen, carrier-drivers, and fork-lift drivers in sawmills; (8) job-evaluation plan to be established in plywood plants, following study by Labour Management Committee. Other recommendations involved grievance procedure, arbitration-board procedure, provision for negotiation of contract rates for newly acquired stands of timber, and other terms and conditions of employment	Parties accepted report of Board; agreement signed.

Table III.—Boards of Conciliation, 1955—Continued

No.	Disputant Parties	Members of Board	Date of Appointment	Matters in Dispute	Board Reported	Details of Recommendations of Board	Disposition
46	Board of School Trustees, School District No. 59 (Peace River South), and Building Material, Construction, and Fuel Truck Drivers' Union, Local No. 213	F. W. Taylor (C.) L. Janze (L.) J. Gordon Wilson (E.)	May 27	Initial agreement	June 14	Unanimous report. The Board recommended (1) forty-four-hour week of four shifts of nine hours and one shift of eight hours to be recognized standard work-week; (2) time worked beyond nine hours in any day may not be computed with time worked under nine hours in another day as straight time; (3) "The employer reserves the right to discharge any bus-driver for the following reasons: driving or being on a School District's premises with any evidence of alcohol, dishonesty, incompetence, absent without leave, disobeying any lawful order, immoral behaviour, using indecent language or profanity, or any just cause"	Parties accepted report of Board; agreement signed.
47	B.C. Fruit Shippers Ltd. and twenty-five fruit and vegetable packing-houses in the Okanagan Valley, and Fruit and Vegetable Workers' Unions, Locals 1, 2, 3, 4, 5, 6, 8, 9, and 11	F. M. Clement (C.) T. Dunlop (L.) J. C. Munro (E.)	May 27	Wages Holiday pay Statutory holidays Sick leave	May 27	Majority report, employees' nominee dissenting. The Board recommended that no increase in wages be granted at this time	Employers accepted and employees rejected report of Board; supervised strike vote.
48	Archibald & Shepherd Ltd., Biltwell Furniture Ltd., Leth and Borsholt Co., Constable Brothers Co. Ltd., Dependable Upholstering Co., Pacific Bedding Co. Ltd., Paramount Furniture Ltd., Small & Boyes Ltd., Tynan's Ltd., and Vancouver Bedding Ltd., all of Vancouver, and Vancouver Upholsterers' Industrial Union, Local No. 1	W. H. Morrow (C.) George Home (L.) D. A. Sutton (E.)	May 30	New agreement	May 30	Majority report, employer's nominee dissenting. The Board recommended (1) two weeks' vacation with pay be granted after three years' service; (2) 5 cents per hour increase for all classifications; (3) companies to agree to compulsory check-off of union dues for all employees affected by the agreement; (4) new agreement retroactive to April 29, 1955	Employers rejected and employees accepted report of Board; supervised strike vote; employees of Biltwell voted to strike; the other employees voted against strike action.
49	Corporation of the District of Summerland and International Brotherhood of Electrical Workers, Local No. 213	F. W. Clement (C.) T. Dunlop (L.) A. D. C. Washington (E.)	June 15	Wages and pension plan	June 24	Majority report, employees' nominee dissenting. The Board recommended that the basic wage for journeymen linemen be set at $2.10 per hour, from which will be deducted the employees' contribution of 5 cents, all other categories to be proportioned and calculated accordingly. The Board also recognized the forty-hour week	The parties agreed to be bound by the recommendations of the Board.

50	British Columbia Automobile Association, Vancouver, and Miscellaneous Workers', Wholesale and Retail Delivery Drivers' and Helpers' Union, Local No. 351	F. J. Lynn (C.) Melvin Kemmis (L.) D. A. Sutton (E.)	June 16	Union security Commission on family memberships M.S.A. Commission on renewals	July 8	Unanimous report. The Board recommended a maintenance of membership clause; each salesman shall receive 50 cents commission on all paid new family memberships secured or credited to him, no commission to be paid on renewals thereof; term of agreement for two years; retention of commissions should be discussed between association and salesmen direct	Parties accepted report of Board; agreement signed.
51	Langley Advance Publishing Co. Ltd., Langley Prairie, and New Westminster Typographical Union, Local No. 632	W. J. Williams (C.) R. P. Pettipiece (L.) Ben Greer (E.)	June 14	Initial agreement	June 23	Majority report. Employer's nominee dissenting. The Board recommended that the agreement offered by the New Westminster Typographical Union be accepted and adhered to	Employees accepted, employer rejected report of Board; supervised strike vote.
52	McLarens Ltd., Vancouver, and Canadian Produce Workers' Union, Vancouver Division No. 1	D. P. Lockhart (C.) Charles Bakony (L.) F. B. Coles (E.)	June 28	Wages and statutory holidays	July 22	Majority report. Employees' nominee dissenting. The Board recommended (1) wages be increased 6 cents per hour for those starting employment, and that they receive 7 cents per hour increase after three months' and six months' employment respectively; (2) statutory holidays to be increased to six by the addition of Dominion Day and Boxing Day; (3) "If instead of retaining the current forty-four-hour work-week, the employees elect by a majority vote to substitute a normal forty-hour work-week, the provisions of this paragraph should be so altered effective only as to the actual date of change"	Parties accepted report of Board.
53	Fred C. Myers Ltd., Vancouver, and Retail, Wholesale Department Store Union, Local 535	F. J. Lynn (C.) G. MacNeil (L.) J. R. H. Wells (E.)	July 5	Hours of work Revised job classifications Wages Seniority Vacations Sick leave	Sept. 2	Unanimous report. The Board reported that an agreement had been reached between the parties along the following lines: (1) increase of $5 per month for all employees for 1954–55 contract; (2) similar $5 increase for 1955–56 contract; (3) three weeks' vacation with pay after ten years, effective for 1954–55 contract and subsequent contracts; (4) weekly indemnity scheme to be instituted on 50–50 contributory basis, commencing on 1955–56 contract	Parties accepted report of Board.
54	Shelly Building, 119 West Pender Street, and Norgate Holdings Limited, Pender Building, Vancouver, and Building Service Employees' International Union, Local No. 244	J. Taggart (C.) J. J. Kemmis (L.) S. V. Smith (E.)	July 8	Wages Hours of work Duration of agreement	Aug. 24	Unanimous report. The Board reported that the parties agreed that the agreement be renewed for one year. The employer offered to institute M.S.A., paying one-half the cost	Parties accepted report of Board; agreement signed.
55	American Traders Co. Ltd., Vancouver, and United Construction Workers' Union, Local No. 204	J. Taggart (C.) George Home (L.) Ronald Gadsby (E.)	July 8	Union security Rights of management	Sept. 14	Majority report, employer's nominee dissenting. The Board recommended that any employee who is now a member in good standing or who becomes or is reinstated as a member of the union shall as a condition of continued employment maintain such membership throughout term of agreement	Employees accepted, employer rejected report of Board.

Table III.—Boards of Conciliation, 1955—Continued

No.	Disputant Parties	Members of Board	Date of Appointment	Matters in Dispute	Board Reported	Details of Recommendations of Board	Disposition
56	Continental Hotel Ltd., Vancouver, and Hotel and Restaurant Employees' Union, Local No. 28, A.F.L.	E. H. Morrow (C.) G. W. Faulkner (L.) J. M. Gillis (E.)	July 19	Wages Union security Holidays Statutory holidays	Oct. 12	Majority report, employer's nominee dissenting. The Board recommended that the parties, except as they mutually agree otherwise, shall accept provisions of agreement entered into July 1, 1953, by B.C. Hotels Association and Hotel and Restaurant Employees' Union, Local No. 28, and addendum thereto of October 12, 1954, except wage scale of agreement. The Board recommended hourly wage rates for five classifications of employees, ranging from 61 cents for elevator-operators to 93 cents for janitors. The hourly rate will include lodgings valued at $9 per week in some cases. Hourly rates constitute 3 cents per hour over rates at present paid. There are two classifications of agreement at present in existence between B.C. Hotels Association and union. The Board recommended the Continental Hotel be listed under "B" classification until a more suitable classification is established	Parties rejected report of Board.
57	Plaza Investments Ltd., Nanaimo, and Hotel and Restaurant Employees' and Bartenders' International Union, Local No. 619, A.F.L.-T.L.C.	W. G. Stone (C.) Clifton Parker (L.) F. W. Smelts (E.)	July 20	Hours of work Statutory holidays Wages	Aug. 4	Majority report, employees' nominee dissenting. The Board recommended, in line with the previous recommendation of the Conciliation Officer, that the terms of the agreement concluded and dated July 20, 1955, with the Malaspina Hotel, Nanaimo, be applied to the Plaza Hotel agreement, (*a*) except for designation of categories, which shall remain as in present Plaza Investments agreement, while Malaspina Hotel wage rates shall apply, and (*b*) that a clause be inserted providing against loss of wages by any Plaza Investments employee through the adoption of the above recommendation	Employer accepted, employees rejected report of Board; supervised strike vote. Employees voted against striking.
58	Saguenay-Kitimat Co., Kitimat, and International Association of Bridge, Structural, and Ornamental Iron Workers, Local No. 97, A.F.L.	H. L. Harkley (C.) Richard Osmon (L.) George Faas (E.)	July 20	Transportation Travel pay Room and board Wages	Oct. 7	Majority report, employer's nominee dissenting. The Board recommended (1) free transportation to point of hire, return transportation provided employee has been employed for at least ninety days or upon termination or lay-off by company; (2) travel-pay for eight hours in any twenty-four-hour period, in computing which the first eight hours from point of embarkation shall apply or any proportionate part thereof; (3) company to be reimbursed by union for travel-pay and transportation if employee refuses to remain on job for ninety-day period; (4) free	Employees accepted and employer rejected report of Board; supervised strike vote; agreement signed.

						room and board; (5) following to be included in agreement as requested by company: "The agreement shall cover all construction work undertaken by company at Kitimat, Kemano, and elsewhere in Alcan area. Terms of agreement to apply to all contractors and contracts let by company"	
59	Saguenay-Kitimat Co., Vancouver, and Building Material, Construction, and Fuel Truck Drivers' Union, Local No. 213	H. L. Harkley (C.) C. A. Gower (L.) Macgregor Macintosh (E.)	July 20	Hiring of men Travel-time Vacations Transportation Wages Classifications Hours of work	Sept. 8	Report of Board, signed by Harkley and Gower, stated that on August 23rd an agreement was reached between the company and union	Agreement signed.
60	Chess Brothers Ltd., Early Fruit Ltd., and T. P. Scott Ltd., Vancouver, and Retail, Wholesale and Department Store Union, Local No. 580, C.I.O.	R. Moir (C.) G. MacNeil (L.) L. R. Stephens (E.)	July 22	Hours of work Wages Vacations Grievance procedure	Aug. 15	The Board reported that the parties had reached agreement	Agreement signed.
61	McLennan, McFeely & Prior Ltd., Abbotsford, Chilliwack, Courtenay, Ladner, Mission, and Port Alberni, and Retail, Wholesale and Department Store Union, Local No. 535, C.I.O.	D. P. Lockhart (C.) John Groves Gould (L.) G. MacNeil (E.)	July 26	Hours of work Supper money Seniority Vacations Wages	Nov. 2	Unanimous report. The Board reported that agreement had been reached between the parties	Agreement signed.
62	McLennan, McFeely & Prior Ltd., Prince George, and Retail, Wholesale and Department Store Union, Local No. 535, C.I.O.	D. P. Lockhart (C.) John Groves Gould (L.) G. MacNeil (E.)	July 26	Wages Hours of work Sick-leave	Nov. 2	Unanimous report. The Board reported that agreement had been reached between the parties	Agreement signed.
63	McLennan, McFeely & Prior Ltd., Penticton, and Retail, Wholesale and Department Store Union, Local No. 535, C.I.O.	D. P. Lockhart (C.) John Groves Gould (L.) G. MacNeil (E.)	July 26	Hours of work Supper money Seniority Vacations Wages	Nov. 2	Unanimous report. The Board reported that agreement had been reached between the parties	Agreement signed.

Table III.—Boards of Conciliation, 1955—Continued

No.	Disputant Parties	Members of Board	Date of Appointment	Matters in Dispute	Board Reported	Details of Recommendations of Board	Disposition
64	Crowe Gonnason Co. Ltd., McCarter Shingle Co. Ltd., Moore Whittington Lumber Co. Ltd., Smith Cedar Products Ltd., Acme Shingle Co. Ltd., Alaska Pine Co. Ltd., B.C. Forest Products (Cowichan Division and Hammond Division), Canadian Forest Products Ltd. (Huntting-Merritt Shingle Division and Pacific Veneer and Plywood Division), Joseph Chew Shingle Co. Ltd., MacMillan & Bloedel Ltd. (Alberni Pacific Division, Chemainus Division, and Somass Division), Northwest Cedar Products Ltd., Stave Lake Cedar Ltd., Tahsis Co. Ltd., Universal Lumber & Box Co. Ltd., Vancouver Shingle Co. Ltd., and Western Forest Industries Ltd., and International Union of Operating Engineers, Local No. 918	F. W. Smelts (C.) T. Dunlop (L.) C. George Robson (E.)	July 27	Wages Overtime Shift premium Leave of absence Sick-leave Vacations Statutory holidays, etc.	Aug. 29	Majority report, employees' nominee dissenting. The Board recommended the current agreement be amended to provide for 5 cents per hour wage increase for all employees effective June 15, 1955, and a further 5-cent-per-hour increase effective June 15, 1956; two additional paid statutory holidays, namely Dominion Day and New Year's Day; that provision be made for a two-year agreement; the agreement be amended in the adjustment of grievances and arbitration. It was finally recommended that employees of the Tahsis sawmill entering the employment of the mill, or returning to the mill after a shut-down, be paid the cost of his round-trip fare back to the point of hiring, if he is laid off through no fault of his own before the expiration of twenty working-days. If the employee is similarly laid off before the expiration of forty working-days, he shall be provided with the cost of his one-way fare back to the point of hiring	Employers accepted, employees rejected report of Board; supervised strike vote; agreement signed.
65	Aristocratic Plywoods Ltd., Bell Craft Ltd., B.C. Millwork Products Ltd., and H. J. Briggs and David Mitchell, Vancouver and South Burnaby, and United Brotherhood of Carpenters and Joiners of America, Local No. 1928	J. Friend Day (C.) J. Best (L.) O. Petersen (E.)	July 28	Vacations Statutory holidays Wages	Aug. 4	Majority report, employees' nominee dissenting. The Board recommended (1) agreement effective for two years; (2) employees to receive 4 per cent of their earnings to provide for two weeks' annual vacation with pay; (3) statutory holidays to be confined to work-week (8 a.m. Monday until 5 p.m. Friday) before employees receive compensation; employees must have three months' service with company within year to qualify for second year of agreement; Machine-man Class A shall be raised to rate of Benchman and Cabinetman Class A, that is, $1.75 to $1.77; Machineman Class B shall be raised from $1.55 to $1.60, and Benchman and Cabinetman Class B shall be reduced from $1.65 to $1.60	Employers accepted, employees rejected report of Board; supervised strike vote; agreement signed.

66	Arnold & Quigley Ltd., Charles Claman Ltd., A. MacDonald Robertson Ltd., and Tip Top Tailors Ltd., Vancouver, and Journeymen Tailors' Union, Local No. 178	J. A. Crumb (C.) D. Radford (L.) F. B. Coles (E.)	Aug. 2	Wages Vacations Welfare plan Apprentices' pay scale	Aug. 18	Unanimous report. The Board reported that settlement has been reached between the parties on the following bases: (1) base rate for journeymen bushelmen should be increased by $3 per week, effective as of July 1, 1955; (2) employers who have not instituted a medical plan to explore the feasibility of doing so, which was agreed to; (3) no action to be taken on vacations	Parties accepted report of Board.
67	Western Insulation Co. Ltd., Vancouver, and International Brotherhood of Firemen and Oilers, Local No. 134	F. W. Smelts (C.) George Gee (L.) W. S. Beale (E.)	Aug. 3	Wages Statutory holidays Payment for Saturday Union security	Sept. 7	Unanimous report. The Board recommended (1) duration of agreement from September 1, 1955, to August 31, 1957; (2) ninety-day period for negotiations; (3) first year, 7 cents increase per hour, and second year, 7 cents per hour; (4) first year, two statutory holidays (Labour Day and Dominion Day), and second year, two statutory holidays (Christmas and New Year's Day); (5) straight time for statutory holidays if not worked, additional double time if worked; (6) retroactivity to May 4, 1955; (7) statutory holidays only to those who have been employed for six months or more	Parties accepted report of Board; agreement signed.
68	Gypsum Lime and Alabastine Canada Ltd., Vancouver, and Gypsum Workers' Union, Local No. 578, I.U.M.M. & S.W.	F. J. Lynn (C.) Fred Smelts (L.) Don Guise (E.)	Aug. 9	Hours of work Wages Vacations Duration of agreement	Sept. 6	Unanimous report. The Board recommended (1) two-year contract run from June 16, 1955, to June 15, 1957; (2) general wage increase of (*a*) 5 cents per hour effective June 16, 1955, and (*b*) 5 cents per hour effective June 16, 1956; (3) classification adjustments at Falkland—(*a*) crushermen from $1.51 to $1.53 per hour, (*b*) crushermen's helpers from $1.41 to $1.44 per hour, (*c*) shovel-operators from $1.73 to $1.80 per hour; (4) vacations with pay—two weeks after three years and three weeks after fifteen years; (5) company to pay all M.S.A. for all employees off work due to injury, if covered by Workmen's Compensation, after two months; (6) fire-fighting clause to be rewritten by mutual agreement; (7) change in steam-drier classification to read, "Learner, two months and then qualified, four months further and then experienced"; (8) papermen's (future) classification to be removed	Parties accepted report of Board; agreement signed.
69	Vancouver Motors Ltd., Vancouver, and Miscellaneous Workers', Wholesale and Retail Delivery Drivers' and Helpers' Union, Local No. 351	L. R. Peterson (C.) A. Jamieson (L.) D. A. Sutton (E.)	Aug. 17	Agreement	Sept. 14	Majority report, employer's nominee dissenting. The Board recommended that the employer and union enter into the agreement set forth as the Board report involving house deals, wages and commissions, mutual protection, termination of employment, holidays, grievances, and term of agreement	Employer rejected and employees accepted report of Board.

Table III.—Boards of Conciliation, 1955—Continued

No.	Disputant Parties	Members of Board	Date of Appointment	Matters in Dispute	Board Reported	Details of Recommendations of Board	Disposition
70	Allied Maintenance Ltd., American Building Maintenance Co., B.C. Window Co., Excelsior Building Maintenance, Famous Rug and Window Cleaners, N. R. Ferguson, Granville Window Cleaning Ltd., Len's Window Cleaners, Neil and Mac Window Cleaning Service, Pacific Window Cleaning Service, Smithrite Cleaners, Star Window Cleaners, and Vancouver Window Cleaners Co., Vancouver and North Vancouver, and Building Service Employees' International Union, Local No. 244	F. W. Smelts (C.) M. J. Kemmis (L.) W. C. Tuck (E.)	Aug. 23	Wages Statutory holidays Duration of agreement	Nov. 22	Unanimous report. The Board recommended (1) increase in present basic wage rate of $1.41 by 8 cents per hour as from July 3, 1955, continuing to July 2, 1956, beginners' and other allied rates to have same adjustment; (2) two additional statutory holidays for contract 1955–56; (3) further 7-cent-per-hour increase on basic wage rate from July 3, 1956, to July 2, 1957; (4) two further statutory holidays to be included in contract for July 3, 1956, to July 2, 1957, bringing total paid statutory holidays to nine per year. Employer shall provide overalls and pay for laundering. The Board also made recommendations concerning overtime bonus and special arrangements. It also indicated that these should be left to the individual parties to agree upon, but no settlement should result in a decrease of take-home pay. Final recommendation was that all retroactive pay be paid before December 15, 1955	Parties accepted report of Board; agreement signed.
71	Plimley Fourth Avenue, Vancouver, and Miscellaneous Workers', Wholesale and Retail Delivery Drivers' and Helpers' Union, Local No. 351	W. H. Morrow (C.) John Brown (L.) D. A. Sutton (E.)	Aug. 31	Agreement	Sept. 27	Majority report, employees' nominee dissenting. The Board recommended that a basic minimum of $200 per month be paid to each salesman, and that he receive an additional amount for each sale as shown in the schedule attached to the report. Since the Board's recommendation is a complete change from present system of percentage commissions, the Board indicated its belief that the rate per sale should be a minimum to be adjusted by mutual agreement after a three-month period, and to be subject to further revision from time to time.	Employees rejected report; employer accepted with limitations; supervised strike vote.
72	Broadway Café Ltd., Chow's Commodore Café Ltd., La Gondola Café Ltd., and Macey's Confectionery, Prince Rupert, and Hotel and Restaurant Employees' and Bartenders' International Union, Local No. 636	John Laurie (C.) R. Ginn (L.) S. D. Johnston (E.)	Sept. 2	Wages Union shop Compulsory check-off Hours of work Overtime Vacations Sick-leave	Sept. 19	Unanimous report. The Board recommended a wage scale for five classifications of employees, and for the overtime rates per hour. Wages will range from $29.50 to $35 and overtime from $1 to $1.21 per hour, depending upon classification. It was unanimously agreed by the Board that the agreement be drawn up for a period of eighteen months, if and when finally accepted	Employer rejected, employees accepted report of Board; agreement signed.

73	Saguenay-Kitimat Co., Vancouver, and Bricklayers' and Masons' International Union, Local No. 1	H. L. Harkley (C.) R. Osman (L.) George Faas (E.)	Sept. 6	Travel-time Transportation Free room and board	Oct. 20	Majority report, employer's nominee dissenting. The Board recommended (1) free transportation to point of hire, return transportation provided that employee has been employed for period of at least ninety days, or upon termination or lay-off by company; (2) travel-pay for eight hours in any twenty-four-hour period, in computing which the first eight hours from the point of embarkation shall apply or any proportionate part thereof; (3) free room and board	Employees accepted report of Board with exception of "period of ninety days in regard to return fare," employer rejected report; supervised strike vote.
74	Grinnell Co. of Canada Ltd., Vancouver, and Retail, Wholesale and Department Store Union, Local No. 535	W. J. Williams (C.) G. MacNeil (L.) T. E. H. Ellis (E.)	Sept. 20	Wages Sick-leave M.S.A. Vacations Union security	Nov. 16	Majority report, employees' nominee dissenting. The Board recommended (1) ordinary maintenance of membership provision be inserted in agreement; (2) overtime be provided for at time and one-half, except for work performed on Sundays and statutory holidays set out in draft agreement, which should be paid for at double time with understanding that double time means one additional day's pay; (3) wage rates for four specific classifications and one general classification, ranging from $54.75 per week for warehousemen and all other other employees, to $68 per week for experienced pipe-threaders; (4) agreement be dated November 1, 1955, effective for one year, and that the wage rates and classifications be effective from November 1, 1955; (5) vacations to be: Under one year, provisions of "Annual Holidays Act" to apply; after one year, but less than two years, one week's vacation with pay; after two years, but less than fifteen years, two weeks' vacation with pay; after fifteen years or more, three weeks' vacation with pay; those leaving company to receive vacation allowance on above basis; (6) employees to indicate to employer plan they are desirous of having instituted for sick leave and M.S.A., and matter to be agreed upon accordingly	Employees rejected, employer accepted report of Board; supervised strike vote; Government Conciliator appointed to effect settlement.
75	Emil Anderson Construction Co. Ltd., Bennett & White Construction Co. Ltd., B.C. Bridge & Dredging Co. Ltd., Commonwealth Construction Co. Ltd., Dominion Construction Co. Ltd., General Construction Co. Ltd., and Northern Construction Co. and J. W. Stewart Ltd., and International Association of Bridge, Structural, and Ornamental Ironworkers, Local No. 97	Philip Fleming (C.) R. Osman (L.) George Wheaton (E.)	Sept. 26	Wages Welfare plan	Oct. 7	Majority report, employees' nominee dissenting. The Board recommended 4-per-cent vacation allowance, plus 3 cents increase per hour in existing wage rates, applicable on day of signing contract and effective for two years; matters now covered by letter of understanding should be incorporated into wording of agreement; both parties to confer and agree on any necessary revisions; overtime be paid at double time after first hour, which shall be at time and one-half	Employers accepted, employees rejected report of the Board; agreement signed.

Table III.—Boards of Conciliation, 1955—Continued

No.	Disputant Parties	Members of Board	Date of Appointment	Matters in Dispute	Board Reported	Details of Recommendations of Board	Disposition
76	Odeon Theatres of Canada Ltd., Vancouver, and British Columbia Projectionists' Society, Local No. 348	F. W. Smelts (C.) E. A. Jamieson (L.) J. G. Gould (E.)	Oct. 4	Wages Unemployment insurance Pension plan Vacations	Dec. 22	Majority report, employer's nominee dissenting. The Board recommended (1) conversion of all theatres to 1½-man operation immediately, except Vogue and those theatres already on one-man operation, hourly rates remaining same; (2) agreement effective five years; (3) insertion of war clause; (4) institution of Mercer pension plan; (5) retiring employees to receive bonus of $50 per month for life; (6) elective retirement from 60 years of age; (7) compulsory retirement from 65 years and over; (8) employee losing employment by theatre closure to receive $2,500 severance pay; (9) employees released on severance pay to receive first call upon re-employment when vacancies occur after complete one-man operation has been achieved; (10) one-man operation to be achieved as soon as possible without reducing employment by compulsion beyond 1½-man standard, and then hourly rate for one-man operation to be $3 in all theatres	Employer and employees rejected report of Board; supervised strike vote; agreement signed.
77	Famous Players Canadian Corp. Ltd., and British Columbia Projectionists' Society, Local No. 348	F. W. Smelts (C.) E. A. Jamieson (L.) J. G. Gould (E.)	Oct. 4	Wages Overtime Unemployment insurance Pension plan	Dec. 22	Majority report, employer's nominee dissenting. The Board recommended (1) conversion of all theatres to 1½-man operation at once, except Capitol and Orpheum, and those already on one-man operation, hourly rates remaining same. (All other recommendations same as above)	Employer and employees rejected report of Board; supervised strike vote; agreement signed.
78	E. A. Morris Ltd., Vancouver, and Retail, Wholesale and Department Store Union, Local No. 580	F. J. Lynn (C.) G. McNeil (L.) T. E. H. Ellis (E.)	Oct. 5	Initial agreement	Dec. 14	Unanimous report. The Board recommended (1) ordinary maintenance of membership and compulsory check-off for dues provisions to be inserted; (2) overtime at time and one-half, except for Sundays and statutory holidays, to be paid at double time; provisions for payment of supper money in sum of $1 for overtime after four hours without meal-period. Further recommendations were made covering seniority, vacations, medical services plan Majority report, with employer's nominee dissenting, recommended agreement be for one year and minimum increase across board be granted all employees, and following bonuses: Truck-drivers, $25, and other employees, $20; job classification to be undertaken	Employer and employees rejected report of Board; supervised strike vote; indefinite.

79	Laver's Department Stores Ltd., Campbell River, and Retail, Wholesale and Department Store Union, Local No. 290	Robert Leach (C.) Jacob Epp (L.) E. E. Pearlman (E.)	Oct. 18	Wages	Nov. 4	Majority report, employer's nominee dissenting. The Board recommended wage increases covering sales clerks, cashiers, truck-drivers, and utility men and journeymen meat-cutters, retroactive to May 1, 1955; agreement to be effective to April 30, 1956; union's request that a sick-leave certificate be produced after two consecutive days' sick-leave absence be accepted	Employer accepted report of Board, employees accepted with proviso that agreement be for a term of two years; agreement signed.
80	B.C. Pony Express Ltd., Vancouver, and General Truck Drivers' and Helpers' Union, Local No. 31	F. W. Smelts (C.) J. H. Irving (L.) T. E. H. Ellis (E.)	Oct. 18	Wages Statutory holidays	Nov. 30	Unanimous report. The Board recommended (1) 10 cents per hour increase be made permanent; (2) Christmas Day, New Year's Day, and one other statutory holiday be granted by employer as paid statutory holidays; (3) wage rates paid employees be equalized with prevailing commercial rates just as soon as possible	Employer accepted award of Board, employees accepted award on a month-to-month basis, providing employer will open negotiations on completion of union's 1956 agreement.
81	Ormond's Ltd., Victoria, and Bakery and Confectionery Workers' International Union of America, Local No. 267	H. K. Bate (C.) Percy Rayment (L.) E. E. Pearlman (E.)	Oct. 24	Wages Statutory holidays Union shop	Oct. 29	Majority report, employees' nominee dissenting. The Board recommended that the union's requests for union shop, wage increase of 20 cents per hour, and for Empire Day, Remembrance Day, Thanksgiving Day, and Boxing Day as statutory holidays with pay be rejected	Employer accepted, employees rejected report of Board.
82	Scott Fruit Co. Ltd., Dawson Creek, and Building Material, Construction, and Fuel Truck Drivers' Union, Local 213	W. F. Rippell (C.) William Close (L.) James Spice (E.)	Oct. 28	Initial agreement	Nov. 7	Unanimous report. The Board recommended (1) permanent employees be given a probationary period of sixty days; (2) after sixty days employees either become members of the union or pay union dues by way of payroll deduction under Rand formula, which specifies "that it is not mandatory for an employee to join a union, but employees covered by agreement must pay union dues"	Agreement signed.
83	Saguenay-Kitimat Co., Kitimat, and International Association of Machinists, Local No. 692	F. W. Smelts (C.) Norman Uphill (L.) J. A. H. Faas (E.)	Nov. 14	Travel time Transportation Free room and board	Apr. 3	Majority report. The Board reported that the parties had agreed to 15 cents per hour isolation pay from January 1, 1956, that the Vancouver wage scale be applicable, and 4-per-cent vacation pay be granted from January 1, 1956	Agreement signed.
84	H. Y. Louie Co. Ltd., Penticton, and Retail, Wholesale and Department Store Union, Local No. 580	J. B. Thomson (C.) G. MacNeil (L.) R. P. Anderson (E.)	Nov. 15	Wages Hours of work Vacations Union security Seniority Duration of agreement	Dec. 21	Majority report, employees' nominee dissenting. The Board recommended junior warehousemen's salary be advanced by $32.50 per month, all increases retroactive to August 10, 1955; agreement effective to August 10, 1957, and for second year of same a further salary increase for all employees of $5 per month be paid. Recommendations were also made covering vacations, statutory holidays, hours of work, and union recognition	Parties accepted report of Board; agreement signed.

Table III.—Boards of Conciliation, 1955—Continued

No.	Disputant Parties	Members of Board	Date of Appointment	Matters in Dispute	Board Reported	Details of Recommendations of Board	Disposition
85	English Bay Investments Ltd. and Denman Investments Ltd., Vancouver, and Hotel and Restaurant Employees' Union, Local No. 28	E. H. Morrow (C.) R. G. Beddome (L.) D. J. McKinlay (E.)	Nov. 29	Wages Statutory holidays Hours of work Union security	Jan. 24	Unanimous report. The Board recommended that the standard agreement between the members of the B.C. Hotels Association and this union be adopted by the parties, with the exception of clauses pertaining to union recognition and membership, hours of work, wages, and duration of agreement. It was recommended that the agreement be effective from January 1, 1956, to December 31, 1956	Employer rejected, employees accepted report of Board; indefinite.
86	Ellison Milling and Elevator Co. Ltd., Vancouver, and General Truck Drivers' and Helpers' Union, Local No. 31	Geo. Wilkinson (C.) J. H. Irving (L.) Carey Croft (E.)	Nov. 30	Wages	Dec. 2	Settlement was reached by the parties following the appointment of the Board, but before it commenced its deliberations	
87	Royal Inland Hospital, Kamloops, and Hospital Employees' Federal Union, Local No. 180	W. H. Morrow (C.) Everet King (L.) Ernest Tratch (E.)	Dec. 8	Wages Vacations	Mar. 21	The Board reported that the parties had reached agreement	Agreement signed.
88	West Coast Woollen Mills Ltd., Vancouver, and Textile Workers' Industrial Union of British Columbia, Local No. 221	J. A. Crumb (C.) George Home (L.) J. C. Munro (E.)	Dec. 9	Wages Hours of work Statutory holidays	Feb. 8	Majority report, employer's nominee dissenting. The Board recommended an 8-cent-per-hour increase to male employees and 4 cents per hour to female employees, retroactive to December 1, 1955; that provisions for 42½-hour work-week be left unchanged; that no reduction be made in the applicable schedule rate of vacation-pay allowance of employees leaving company, and that an employee's right to a continuous vacation not be qualified	Employer rejected, employees accepted report of Board; supervised strike vote; negotiations; agreement signed.
89	Yale Lead and Zinc Mines Ltd., Ainsworth, and Nelson and District Mine and Mill Workers' Union, Local No. 901	L. S. Parsons (C.) Leo T. Nimsick (L.) F. W. Smelts (E.)	Dec. 13	Wages Hours of work Statutory holidays Vacations with pay Shift differentials	Jan. 27	Unanimous report in part. The Board recommended clauses be clarified and rewritten in matter of vacations and certain other matters; Victoria Day to be added to list of statutory holidays; punitive rate of pay for work be 2½ times regular rate. Majority report, employees' nominee dissenting. The Board recommended 5-cent-per-hour wage increase, and hours of work to remain unchanged	Employer accepted majority report and union accepted unanimous report of Board; supervised strike vote; strike; negotiations; settled.
90	L. Hearsey & Son, Duncan, and International Woodworkers of America, Local No. 1-80	W. G. Stone (C.) R. Smeal (L.) E. E. Pearlman (E.) W. H. Morrow	Dec. 29	Wages Overtime Hours of work Shift basis	Jan. 11	In the Board's report it was stated that the members of the Board were unanimous in recommending a contract effective January 6, 1956, to June 14, 1957; union-security clause; basic rate of $1.95 per hour; 8½-hour day; time and one-half for overtime, except a breakdown of a truck of loading or unloading facilities, when full time is to be paid; swing shift to be on a monthly basis; drivers to be paid from point of dispatch until return; employers to provide transporta-	Employees rejected, employer accepted report of Board; supervised strike vote; indefinite.

						tion for employees to their trucks from dispatch or return; statutory holidays, vacations with pay; seniority clause and grievance procedure. The majority of the Board rejected the following proposals: Night-shift differential of 6 cents per hour; wage increase of 5 cents per hour, both effective from June 15th, 1956, that the seniority clause apply to dual drivers, and retroactivity	
91	Kelowna Hospital Society, Kelowna, and Hospital Employees' Federal Union, Local No. 180	W. H. Morrow (C.) Everet King (L.) J. Galbraith (E.)	Dec. 30	Wages Vacations	Jan. 21	Unanimous report. The Board recommended three weeks' vacation with pay to all employees after five years' continuous service; employees to receive $10.44 per month across board	Employer rejected, employees accepted report of Board.

Analysis of Disputes Before Conciliation Boards by Predominant Cause

Wages and other causes	56
Wages only	8
All terms of collective agreement	15
Hours of work and other causes	6
Transportation and room and board	3
Union security and other causes	3
Total	91

Strikes and Lockouts in British Columbia, 1955

A lockout or an industrial condition that is undeniably a lockout is rarely encountered, and lockouts and strikes are therefore recorded together in the statistical tables. The term "dispute" refers to either strike or lockout.

The figures shown are inclusive of all work stoppages which have come to the attention of the Department. While methods taken to procure this information preclude the possibility of serious omission, revisions are sometimes made in the light of later information.

Estimates of time-loss are computed by multiplying the number of days a stoppage lasts by the number of employees directly affected and not replaced. The summaries include only the record of time lost by workers directly involved.

Disputes are listed in the order of the date of their commencement.

Table IV.—Summary of Industrial Disputes, 1955

Industry or Occupation	Particulars	Number of Employers Affected	Number of Employees Affected	Time-loss in Man-days
	Summary of Disputes in Progress Prior to January 1, 1955			
Canning-factory workers, Penticton, Kelowna, Mission, Ashcroft, and Vancouver	Commenced October 27, 1954, for terms and conditions of collective agreement following reference to Conciliation Board; terminated January 6; negotiations with assistance of Departmental officers; in favour of employees	1	500	1,500
	Total for dispute commencing in 1954	1	500	1,500
	Summary of Disputes Commencing in 1955			
Electricians, North Vancouver	Commencing January 13, for a union agreement providing for increased wages, following reference to a Conciliation Board; terminated July 6; return of workers; in favour of employer	1	94 to 69	9,374
Typographers, Port Alberni	Commenced January 13, for union agreement and wage increase following reference to a Conciliation Board; terminated March 21; negotiations; union agreement signed; in favour of employees	1	4	144
Labourers, South Burnaby	Commenced January 21, for changes in job classifications; terminated February 2; arbitration; indefinite	1	5	40
Sawmill-workers, Port Alberni	Commenced March 18, when employees refused to handle production-sheets which had been declared "hot"; terminated March 21; mediation with assistance of Conciliation Officer; compromise	1	800	443
Hard-rock miners, Cowichan Bay	Commenced March 31st, against dismissal of worker; terminated April 18; negotiations; new contract signed; in favour of workers	1	19	237
Sawmill-workers, Chemainus	Commenced May 6, against swing-shift rules; terminated May 9; return of workers; negotiations; indefinite	1	154	58
Furniture-factory workers, Vancouver	Commenced May 10, against dismissal of shop steward; mediation with assistance of Conciliation Officers; terminated June 6th; in favour of workers	1	175	3,325
Sawmill-workers, Penticton	Commenced June 10, when planer-mill employee quit after refusing to teach new man the job; terminated June 10; negotiations; re-employment of discharged employee; compromise	1	68	106

Table IV.—Summary of Industrial Disputes, 1955—Continued

Industry or Occupation	Particulars	Number of Employers Affected	Number of Employees Affected	Time-loss in Man-days
Sawmill-workers, New Westminster	Commenced June 21, against dismissal of employee; terminated July 5; negotiations; reinstatement of employee	1	32	288
Sawmill-workers, Giscombe	Commenced June 28, against shutdown of cook-house; terminated July 4; return of workers; indefinite	1	150	450
Carpenters, Kitimat	Commenced July 2, when men refused to work the Saturday following a legal holiday; discharge of men who refused to work; terminated July 5; negotiations; indefinite	1	128	256
Seamen, B.C. Coast	Commenced July 3, for a new agreement following reference to a conciliation board (federal); terminated September 4; negotiations with assistance of Conciliation Officers (federal); agreement signed	1	328	16,432
Sawmill-workers, Clearwater	Commenced July 8, following strike vote for implementation of Conciliation Officer's report involving wage rates; terminated same day when employer agreed to implement standard agreement	1	85	48
Loggers, Franklin River	Commenced July 12, against piece-work rates paid fallers and buckers; negotiations; return of workers at enhanced rates; in favour of workers	1	22	176
Upholsterers, Vancouver	Commenced August 4, against company's refusal to accept check-off, following reference to Conciliation Board and strike vote; negotiations; work resumed August 17; in favour of workers	1	16	160
Fruit and vegetable workers, Okanagan Valley	Commenced August 25, for wage increase of 10 cents per hour following reference to Conciliation Board and strike vote; negotiations, with assistance of Departmental officers; terminated September 10; compromise	25	526	7,364
Sawmill-workers, Wasa	Commenced September 16, against employer's refusal to sign collective agreement after extended negotiations; terminated September 24; further negotiations; agreement signed; in favour of workers	1	24	144
Fallers and buckers, Kelsey Bay	Commenced September 23, against condition of saws supplied by contractors and daily contract minimum rates; negotiations; return of workers October 20 when company allowed men to use their own saws at company's expense; compromise	1	19	342
Gypsum-production workers, South Westminster	Commenced September 25th, against change in shift schedule, and for enhanced overtime rates for Saturday shift; terminated October 1; negotiations; matter referred to arbitration; indefinite	1	117	602
Fallers and buckers, Campbell River	Commenced September 27, against minimum rate per thousand board-feet of lumber; return of workers October 3; in favour of employer	1	12	48
Fallers and buckers, Meade Creek and Gordon River	Commenced October 17 and 20 for enhanced minimum rate for fallers and buckers per thousand board-feet; negotiations with assistance of Conciliation Officer; terminated October 24; in favour of workers	1	81 210	162 840
Operating engineers, Lower Mainland and Vancouver Island	Commenced November 6, for wage increases and improved conditions following reference to Conciliation Board; strike vote; negotiations with assistance of Departmental officials; terminated November 22; return of workers for same amount of wages recommended by Conciliation Board; in favour of employers	16	107	1,177
Miscellaneous warehousemen and pipe-fitters, Vancouver	Commenced December 8, for wage increases and improved conditions following reference to Conciliation Board; strike vote; unterminated December 31	1	19	304
	Totals	63	3,695	44,020

Table V.—Analysis of Industrial Disputes in British Columbia, 1939–55

Year	Working-force[1]	Number of Disputes Beginning during Year[2]	Number of Disputes during Year	Number of Employers Affected	Number of Employees Affected	Time-loss in Working-days	Time-loss as Percentage of Estimated Total Working-time of Wage and Salary Earners[3]
1939	180,000	4	4	4	822	13,803	0.028
1940	187,000	1	2	2	204	8,510	0.016
1941	218,000	7	8	8	1,408	7,594	0.012
1942	265,000	50	50	82	18,804	35,024	0.046
1943	304,000	43	43	43	21,704	75,129	0.088
1944	298,000	15	15	15	6,379	4,510	0.006
1945	282,000	18	18	18	6,810	69,595	0.093
1946	322,000	21	21	524	40,014	1,294,202	1.870
1947	334,000	25	25	65	6,386	153,168	0.202
1948	338,000	8	10	63	3,216	106,230	0.138
1949	340,000	9	11	44	3,007	31,692	0.042
1950	335,000	22	22	46	13,579	105,792	0.138
1951	341,000	26	26	120	3,326	74,722	0.093
1952	356,000	35	36	381	46,806	1,234,120	1.496
1953	356,000	34	36	113	8,207	260,335	0.314
1954	351,000	21	24	119	12,622	140,958	0.172
1955	368,000	23	24	63	3,695	44,020	0.051

[1] Paid workers in non-agricultural industries.

[2] In this table, figures for disputes extending over the year are counted more than once.

[3] Figures in this column revised in 1953 as a result of revised estimates of total working-time of wage and salary earners.

Source: British Columbia Department of Labour Annual Reports. Working-force data obtained from reports of the Dominion Bureau of Statistics, Ottawa.

Chart Showing Percentage of Total Working-time Lost through Industrial Disputes, 1941–55*

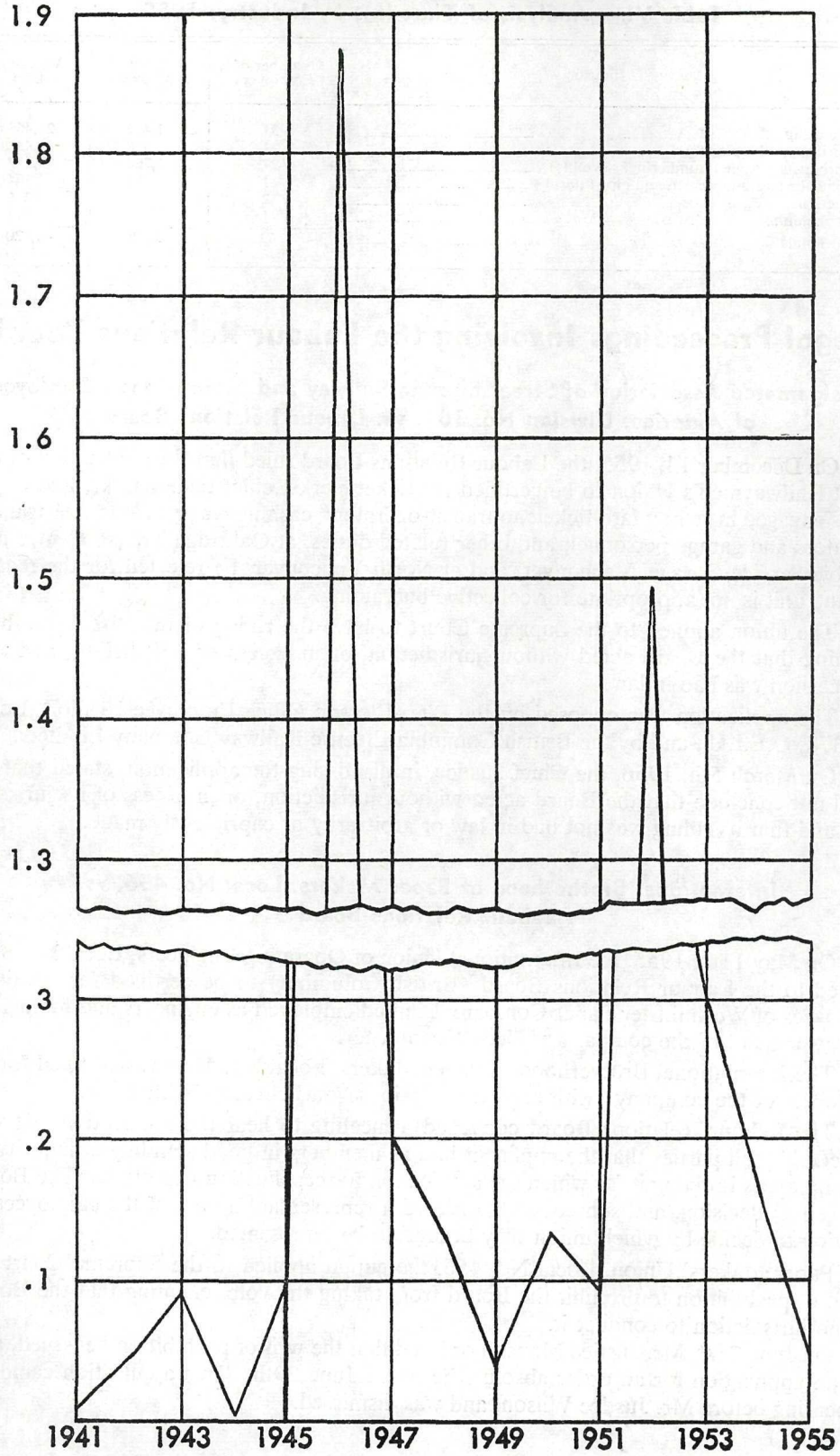

* The time-loss in this chart is shown as a percentage of the estimated total working-time of wage and salary earners.
Source: *Bureau of Economics and Statistics.*

Table VI.—Analysis of Time-loss by Industry, 1955

Industry	Number of Employers	Number of Employees	Man-days Lost
Manufacturing	31	1,432	22,469
Transportation (shipping)	1	328	16,432
Wood products (logging, lumbering, sawmills)	27	1,764	4,282
Miscellaneous (warehousemen and pipe-fitters)	1	19	304
Construction	2	133	296
Hard-rock mining	1	19	237
Totals	63	3,695	44,020

Legal Proceedings Involving the Labour Relations Board

Amalgamated Association of Street Electric Railway and Motor Coach Employees of America, Division No. 101, vs. Labour Relations Board

On December 14, 1955, the Labour Relations Board ruled that the application of the Street Railwaymen's Union to be certified for ticket-clerks, chief ticket-clerks, and depot clerks engaged in selling fare-tickets to transit-operators, cashing wage-cheques for transit-operators and garage personnel, and other related duties, at Oakridge Transit Centre and Cambie Service Garage, Vancouver, and at North Vancouver, be rejected for the reason that the unit is not appropriate for collective bargaining.

The union applied to the Supreme Court to have the ruling of the Board quashed, claiming that the Board acted without jurisdiction, or in excess of jurisdiction, and that the decision was bad in law.

The application was opposed by the B.C. Electric Office Employees' Union, Local No. 378, O.E.I.U., and by the British Columbia Electric Railway Company Limited.

On March 5th, 1956, the Chief Justice, in dismissing the application, stated that he could not conclude that the Board acted without jurisdiction, or in excess of its jurisdiction, and that its ruling was not bad in law or arbitrarily or capriciously made.

International Brotherhood of Paper Makers, Local No. 456, vs. Labour Relations Board

On May 11th, 1955, the International Union of Operating Engineers, Local No. 882, applied to the Labour Relations Board (British Columbia) to be certified for a unit of employees of Westminster Paper Company Limited employed as engineers and firemen in the power-plant of the company at New Westminster.

The International Brotherhood of Paper Makers, Local No. 456, was certified for all employees of the company (with certain exceptions) on February 26th, 1945.

The Labour Relations Board convened a meeting to hear the application. It was conceded by all parties that the applicant had as members in good standing a majority of the employees in the unit for which the application for certification was made. The Board reserved its decision, and subsequently ordered a representation vote of the employees in question to decide by which union they desired to be represented.

Paper Makers' Union, Local No. 456, thereupon applied to the Supreme Court for a writ of prohibition to prohibit the Board from taking the vote, claiming that the Board had no jurisdiction to conduct it.

On June 21st, Mr. Justice Manson ordered that the writ of prohibition be issued, and that an application for an order absolute be heard June 29th. This application came on for hearing before Mr. Justice Wilson, and was dismissed.

British Columbia Hotel Employees' Union, Local No. 260, C.C.L., and Hotel and Restaurant Employees' Union, Local No. 28, A.F.L., and the Labour Relations Board.

On April 25th, 1953, Local No. 260 applied to be certified as bargaining agent for the employees of the Georgia Hotel, Vancouver. These employees were then represented by the Hotel and Restaurant Employees, Local No. 28. The application raised the question of the jurisdiction of the Board to certify Local No. 260, since such employees were members of Local No. 28. The application of Local No. 260 was allowed to stand in abeyance pending the decision of the Courts.

On January 25th, 1955, the Supreme Court of Canada ruled that the Labour Relations Board is within its statutory powers in certifying a group as a unit appropriate for collective bargaining, even though that group may be a fractional part of a larger unit which is already certified. (*See* Annual Report, 1954, page 113.)

Thereafter, proceedings on the application of Local No. 260 were carried on under the "Labour Relations Act" (1954). On March 10th, 1955, the Board directed that a representative vote be taken. The vote was in favour of Local No. 260. Subsequently, it was made to appear that the names of certain persons qualified to vote had been omitted from the voters list. The Board directed that these persons be allowed to vote. Local No. 260 objected, and after hearing submissions and argument, the Board revoked its decision to open the poll, and rejected the application for certification of Local No. 260. Whereupon, the union applied to the Court for orders to quash the decision of the Board, and to compel the Board to certify Local No. 260.

The case came on for hearing before Mr. Justice Manson, who ordered that the Board's decision of March 10th, 1955, be quashed, and that the Board be directed to certify Local No. 260. The Board appealed.

The Court of Appeal dismissed the appeal from Mr. Justice Manson's decision to quash the Board's order of March 16th, 1955. The appeal of the Board against the Judge's order to certify Local No. 260 was allowed.

The application of Local No. 260 to be certified subsequently was withdrawn.

SUMMARY OF PROSECUTIONS

There were no charges laid during the year by the Labour Relations Board.

The Board considered applications for permission to prosecute nineteen charges. It granted fifteen and rejected four.

Annual Survey of Organized Labour

Each year certain information is required from associations of industrial workers or trade-unions pursuant to section 5 (*a*) of the "Department of Labour Act." This return requires the name and address of the organization, its affiliation (if any), and its total paid-up membership, in this instance, to January 1st, 1956. Members over three months in arrears are not included in this figure.

The inclusion of the name of any organization in the listing "Organizations of Employees (Labour Organizations)" does not necessarily constitute its recognition as a trade-union within the meaning of the "Labour Relations Act."

This year's survey of organized labour in British Columbia was again conducted by the Bureau of Economics and Statistics of the Province in co-operation with the Federal Department of Labour. The results in that survey are summarized in Table VII. As in previous years, both the number of organizations and the total organized labour membership registered increases. The historical data in Table VII shows that organized labour in British Columbia received its greatest impetus during the early years of the war, and that the only decrease in membership since 1940 occurred in 1946 during the transition from a war-time to a peace-time economy.

Paid Workers Increase

Organized labour membership expressed as a percentage of total paid workers in the British Columbia labour force now stands at 52.16 per cent, down fractionally from last year. The reason for the decrease in this percentage is the considerable increase in paid workers over the previous year.

The chart on page 109 shows the distribution of organized labour membership by major industrial groups, each local having been classified into the group in which the majority of its members are employed. It indicates those industrial fields which have the greatest number of union members; it does not, however, show which groups are the most highly organized, as comparable total employment data are not available for the various categories.

The industrial distribution of total organized labour membership shows little basic change from the preceding year. The services group (public and personal) again leads all others with its share of membership. Public services, consisting largely of government employees, is the largest single item (21.04 per cent of total membership).

The wood and wood products group is next in importance to service and accounts for approximately 21 per cent of the total membership. The largest organizations in this group are the International Woodworkers of America, the International Brotherhood of Papermakers, and the International Brotherhood of Pulp, Sulphite and Paper Mill Workers.

Construction Group

Third in importance is the construction group, with approximately 10 per cent of total membership. The Carpenters and Joiners Union is the largest organization in this group. The remainder include other craft organizations whose members are solely or chiefly engaged in the construction industry.

The other transportation group consists of all trades and occupations connected with transportation, other than railway. Seamen, longshoremen, electric- and motor-coach employees, teamsters, chauffeurs, and warehousemen are represented in this category.

The railway transportation group includes the four large independent railway unions in the running trades and also the large membership of the Canadian Brotherhood of Railway Employees and Other Transport Workers.

The metals group contains such unions as the International Association of Machinists and the Shipyard General Workers Federation of British Columbia.

Table VII.—Number of Labour Organizations Reported, Membership and Percentage Increases, and Membership as a Percentage of Paid Workers in Non-agricultural Industries as of January 1st of Each Year, 1940–56.

Year	Number of Organizations	Total Membership	Percentage Increase over 1940	Percentage Increase Yearly	Total Paid Workers in B.C. Labour Force[1]	Organized Labour Membership as a Percentage of Total Paid Workers
1940	380	44,867	.....	.....	.....	.....
1941	404	50,360	12.24	12.24	.....	.....
1942	402	61,292	36.61	21.71	213,000	28.78
1943	415	91,618	104.20	49.47	231,000	39.66
1944	473	107,402	139.38	17.22	266,000	40.38
1945	617	110,045	145.27	2.46	283,000	38.88
1946	636	108,125	140.99	—1.75	277,000	39.03
1947	642	119,258	165.80	10.30	300,000	39.75
1948	715	135,320	201.60	13.47	319,000	42.42
1949	745	142,989	218.70	5.67	332,000	43.07
1950	761	146,259	225.98	2.29	343,000	42.64
1951	770	157,287	250.56	7.54	340,000	46.26
1952	772	170,036	278.98	8.10	347,500	48.93
1953	766	174,894	289.81	2.86	355,800	49.15
1954	795	178,533	297.92	2.08	355,330	50.24
1955	865	186,951	316.68	4.71	351,330	53.21
1956	869	191,952	327.82	2.68	368,000	52.16

[1] Almost exclusively workers in non-agricultural industries. Canadian Labour Force Estimates, Canadian Bureau of Statistics, Ottawa.

Chart Showing Distribution of Trade-union Membership by Industrial Classifications, 1956

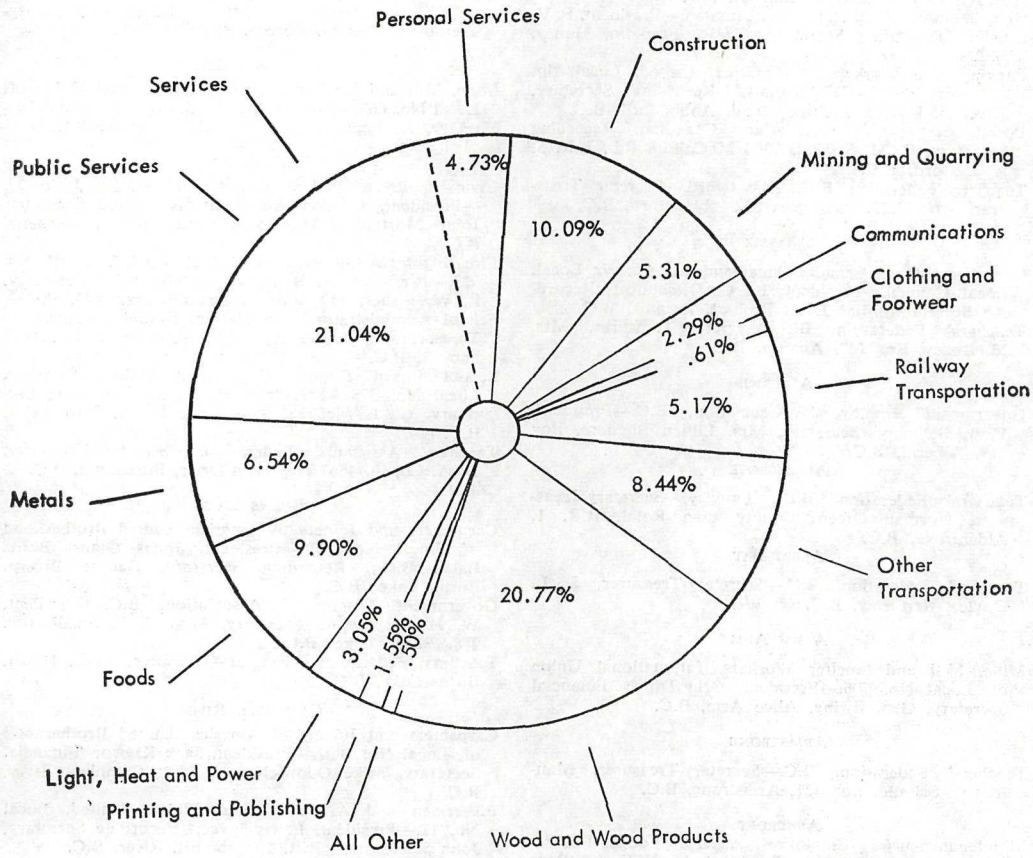

Organizations of Employees (Labour Organizations)

The list of British Columbia labour organizations, which follows, is arranged alphabetically, according to location. It shows the post-office addresses of those who have furnished the Bureau of Economics and Statistics with data. Names and addresses of the officers have been revised to the date of publication in all cases where such information could be obtained. Organizations which have come into existence subsequent to January 1, 1956, are not included in the list, but will be shown in the next publication.

A list of employers' organizations follows that of the labour organizations. Returns in the former category numbered 25 in 1939 and 1940, 27 in 1941, 32 in 1942, 34 in 1943, 36 in 1944, 37 in 1945 to 1948 (inclusive), 48 in 1949, 46 in 1950, 43 in 1951, 48 in 1952, 45 in 1953 to 1956 (inclusive).

Listings have been compiled by the Bureau of Economics and statistics in conjunction with the Labour Relations Branch, Department of Labour.

ABBOTSFORD

Brick and Clay Workers of America, United, Local No. 629.—President, J. S. Rosie; Recording Secretary, H. Tarasenko, R.R. 1, Matsqui, B.C.

Civil Servants of Canada, Amalgamated.—President, F. V. Ogle; Recording Secretary, T. R. Franklin, Haney, B.C.

Packinghouse Workers of America, United, Local No. 432.—President, H. Schmidt; Recording Secretary, J. Klein, R.R. 5, Jackson Road, Abbotsford, B.C.

Postal Employees' Association, Canadian.—Recording Secretary, E. M. Szigety, 1304 McCallum Rd., R.R. 5, Abbotsford, B.C.

Teachers' Federation, B.C., Abbotsford.—Secretary-Treasurer, Mrs. D. J. Paul, Box 862 Abbotsford, B.C.

AGASSIZ

Civil Servants of Canada, Amalgamated, Agassiz Local, Local Council.—President, H. C. Ditchburn; Recording Secretary, Miss J. A. Probert, Agassiz, B.C.

Teachers' Federation, B.C.—Secretary-Treasurer, Mrs. M. Bouey, Box 147, Agassiz, B.C.

ALBERNI

Government Employees' Association, B.C.—President, V. J. Belknap; Secretary, Mrs. Lillian Bigmore, Box 218, Alberni, B.C.

ALDERGROVE

Teachers' Federation, B.C., Langley.—Secretary-Treasurer, Norman Green, County Line Road, R.R. 1, Aldergrove, B.C.

ALERT BAY

Teachers' Federation, B.C.—Secretary-Treasurer, J. L. Doyle, Alert Bay, B.C.

ALICE ARM

Mine, Mill and Smelter Workers, International Union of, Local No. 906.—President, Orin Ditto; Financial Secretary, Geo. Ewing, Alice Arm, B.C.

ARMSTRONG

Teachers' Federation, B.C.—Secretary-Treasurer, Manfred C. Schmid, Box 421, Armstrong, B.C.

ASHCROFT

Maintenance-of-way Employees, Ashcroft Lodge, Federation of, Local No. 210.—President, H. Willock; Representative, R. Halliday, 3449 Turner Street, Vancouver 6, B.C.

BAMBERTON

Cement, Lime and Gypsum Workers, International Union of, Local No. 277.—President, J. Todd; Recording Secretary, Richard Brown, R.R. 1, Cobble Hill, B.C.

BEAVERDELL

Mine, Mill and Smelter Workers, International Union of, Local No. 900.—(Information not available.)

BELLA COOLA

Fishermen and Allied Workers' Union, Local No. 27.—President, C. Allertson; Recording Secretary, John McHardy, Bella Coola, B.C.

BLUBBER BAY

Mine, Mill and Smelter Workers, International Union of, Local No. 882.—President, N. McLeod, Blubber Bay, B.C.; Financial Secretary, H. Eslinger, Blubber Bay, B.C.

BLUE RIVER

Railway Employees and Other Transport Workers, Canadian Brotherhood of, Local No. 143.—President, T. Barron, Sr.; Financial Secretary, William Haluk, Blue River, B.C.

BONNINGTON FALLS

Electrical Workers, International Brotherhood of, Local No. 999.—President, J. H. Ridge; Recording Secretary, E. A. Jones, P.O. Box 12, Bonnington Falls, B.C.

BRALORNE

Mine, Mill and Smelter Workers, International Union of, Local No. 271.—President, R.R. Black; Financial Secretary, W. G. Osborne, Bralorne, B.C.

Teachers' Federation, Bralorne Sub-local. — Secretary-Treasurer, Miss M. Roscoe, Bralorne, B.C.

BRITANNIA BEACH

Mine, Mill and Smelter Workers, International Union of, Local No. 663.—President, J. Balderson; Financial Secretary, A. Bennett, Box 174, Mount Sheer, B.C.

BURNABY

Civic Employees' Federal Union, Burnaby, Local No. 23.—President, Gordon Adamson; Recording Secretary, John Murton, 2131 Merrit Street South, Burnaby, B.C.

Fire Fighters, International Association of, Local No. 323.—President, A. B. Morrison; Recording Secretary, L. W. Fisher, 112 Sullivan Street, Burnaby 3, B.C.

School Administrators' Association, Burnaby.—Secretary-Treasurer, L. J. Costley, 4532 Venables Street, Burnaby 2, B.C.

School Board Employees' Federal Union, Burnaby, Local No. 379.—President, H. Smith, Recording Secretary, G. J. McCrea, 3309 Lane Street, Burnaby 1, B.C.

Teachers' Assistants' Federation. — Secretary-Treasurer, D. A. Copan, 4667 Highlawn Drive, Burnaby 2, B.C.

BURNS LAKE

Carpenters and Joiners of America, United Brotherhood of, Local No. 872.—President, Jonas Glans, Burns Lake, B.C.; Recording Secretary, George Brown, Burns Lake, B.C.

Government Employees' Association, B.C.—President, W. H. Richmond; Secretary, Miss C. E. Small, Box 288, Burns Lake, B.C.

Teachers' Federation.—Secretary-Treasurer, R. L. Huish, Burns Lake, B.C.

CAMPBELL RIVER

Carpenters and Joiners of America, United Brotherhood of, Local No. 1882.—President, Jack Krywo; Financial Secretary, Mike Odowichuk, R.R. 1, Campbell River, B.C.

Fishermen and Allied Workers Union, United, Local No. 17.—President, Lewis Joyce; Recording Secretary, John S. Hewison, R.R. 1, Campbell River, B.C.

Municipal Employees' Association, Campbell River, Local No. 623.—President, Carrol Spiers; Recording Secretary, Mrs. I. B. Sandberg, Box 224, Campbell River, B.C.

Paper Makers, International Brotherhood of, Local No. 630.—President, Andrew Woodcock; Recording Secretary, Robert B. Phillips, General Delivery, Campbell River, B.C.

Postal Employees' Association, Canadian. — Secretary-Treasurer, Charles F. Wood, Campbell River, B.C.

Retail-Wholesale Employees' Union, Vancouver Island, Local No. 290.—President, Claude Howard; Recording Secretary, Miss Evelyn Erickson, Island Highway, Campbell River, B.C.

Pulp, Sulphite and Paper Mill Workers, Local 742.—President, Delbert E. Ross; Recording Secretary, F. C. Wood, R.R. 2, Campbell River, B.C.

CASSIAR

Mine, Mill and Smelter Workers, International Union of, Local No. 927.—President, H. Beyer, Cassiar, B.C.

CASTLEGAR

Carpenters and Joiners of America, United Brotherhood of, Local No. 2300.—President, R. H. French; Recording Secretary, R. J. Thorndale, Box 616, Castlegar, B.C.

Teachers' Federation, B.C.—Secretary-Treasurer, Miss E. McKinnon, Castlegar, B.C.

CHEMAINUS

Longshoremen's and Warehousemen's Union, International, Local No. 508.—President, Robert Rae; Recording Secretary, Henry E. Irving, Box 332, Chemainus, B.C.

Chilliwack

Carpenters and Joiners of America, United Brotherhood of, Local No. 1843.—President, William Bell; Recording Secretary, G. N. Norlen, 520 Young Street South, Chilliwack, B.C.

Civil Servants of Canada, Amalgamated, Chilliwack Local Council.—President, W. A. Chater; Financial Secretary, C. L. Caverley, Vedder Crossing, B.C.

Government Employees' Association, B.C. — President, W. L. Bates; Secretary, E. L. Anderson, 77 College Street, Chilliwack, B.C.

Municipal Employees' Association, Chilliwack, Local 458.—President, Raymond Vickerson; Secretary-Treasurer, O. R. Mauch, 790 Camp River Road, R.R. 1, Rosedale, B.C.

Public Employees, National Union of, Local No. 411.—President, J. H. Dunn; Financial Secretary, H. G. Palmer, 660 Trans-Canada Highway East, R.R. 1, Rosedale, B.C.

Packinghouse Workers of America, United, Local No. 430.—President, L. Cherry; Recording Secretary, I. Fitzgerald, Vedder Crossing, B.C.

Teachers' Federation, B.C.—Secretary-Treasurer, Miss Joan Hudson, 26 Princess Avenue East, Chilliwack, B.C.

Unemployment Insurance Commission Association, National (Fraser Valley Branch).—President, J. E. Acheson; Recording Secretary, Mrs. Stewart, Mission, B.C.

Chinook Cove

Teachers' Federation, B.C. — Secretary-Treasurer, Miss M. E. Collets, Chinook Cove, B.C.

Clearwater

Teachers' Federation, B.C., Birch Island. — Secretary-Treasurer, J. T. Chubra, Clearwater, B.C.

Cloverdale

Municipal Employees' Association, Local No. 402.—President, Jack Wilson; Recording Secretary, Mrs. Bernita Collishaw, Box 393, Cloverdale, B.C.

Postal Employees' Association, Canadian, Cloverdale Branch.—President (*pro. tem.*), H. A. Sullivan; Recording Secretary, R. G. Beauchamp, Cloverdale, B.C.

Copper Mountain

Mine, Mill and Smelter Workers, International Union of, Local No. 649.—President, T. C. Knowles; Financial Secretary, R. E. Archibald, Box 42, Copper Mountain, B.C.

Courtenay

Carpenters and Joiners of America, United Brotherhood of, Local No. 1638.—President, A. Storrie; Recording Secretary, Lorne Paisley, Merville, B.C.

Civil Servants of Canada, Amalgamated—President, M. Mendria; Recording Secretary, W. J. Fidler, Courtenay, B.C.

Civic Employees' Union, Courtenay, Local No. 156.—President, D. Neidrauer; Recording Secretary, Miss Julia Vanyo, Courtenay, B.C.

Government Employees' Association, B.C., Comox District.—President, M. S. Witzel; Secretary, T. Tams, Box 789, Courtenay, B.C.

School Board Employees' Federal Union, Local No. 439.—President, Ross Rogers; Recording Secretary, Randle C. Moon, Box 1026, Courtenay, B.C.

Postal Employees' Association, Canadian.—President, G. Harrison; Recording Secretary, G. Harrison, Box 597, Courtenay, B.C.

Teachers' Federation, B.C.—Secretary-Treasurer, J. R. Hindle, Box 443, Courtenay, B.C.

Woodworkers of America, International, Local No. 1-363.—President, E. Lodberg; Recording Secretary, G. Prain, Courtenay, B.C.

Coquitlam

Municipal Employees' Union, Coquitlam, Local No. 16.—President, R. E. Merriman; Financial Secretary, F. T. Mitchell, 602 Clark Road, New Westminster, B.C.

Cranbrook

Electrical Workers, International Brotherhood of, Local No. 1675.—President, T. A. Gillespie; Recording Secretary, J. W. Broadhurst, Box 1103, Kimberley, B.C.

General Workers' Union, East Kootenay, Local 212.—President, Ben Walkley; Recording Secretary, W. H. Bohmer, Box 1396, Cranbrook, B.C.

Government Employees' Association, B.C. — President, J. G. Ritchie; Secretary, Mrs. M. A. Griffiths, Box 1105, Cranbrook, B.C.

Locomotive Engineers, Brotherhood of, Local No. 563.—President, C. N. Parkin; Recording Secretary, C. W. Morris, Box 399, Cranbrook, B.C.

Locomotive Firemen and Enginemen, Brotherhood of, Local 559.—President, W. D. Johnson; Recording Secretary, M. H. John, Box 157, Cranbrook, B.C.

Maintenance-of-way Employees, Brotherhood of, Local No. 229.—President, G. Bourne; Secretary-Treasurer, A. Downey, Box 162, Cranbrook, B.C.

Postal Employees Association, Canadian.—President, Marvin Fennessy; Recording Secretary, Mrs. Marjorie Engles, Box 294, Cranbrook, B.C.

Railroad Trainmen, Brotherhood of, Buckley Lodge, Local No. 585.—President, B. A. Craig; Recording and Financial Secretary, H. J. Conroy, P.O. Box 995, Cranbrook, B.C.

Railway and Steamship Clerks, Freight Handlers, Express and Station Employees, Brotherhood of, Baker Mountain, Local No. 1292.—President, Harry A. Haynes; Recording Secretary, Laurence E. Kary, P.O. Box 1325, 324 Sixteenth Avenue, Cranbrook, B.C.

Railway Carmen of America, Brotherhood of, Local No. 173.—President, L. G. Martin; Recording Secretary, R. S. Kuhn, 410 Thirteenth Avenue, Box 1382, Cranbrook, B.C.

Teachers' Federation, B.C.—Secretary-Treasurer, Miss Iris Hall, Cranbrook, B.C.

Woodworkers' Industrial Union of Canada, Kootenay District, Local No. 405.—President, Otto Anderson; Financial Secretary, Alex Sutherland, General Delivery, Cranbrook, B.C.

Creston

Government Employees' Association, B.C., Creston Valley.—President, W. White; Secretary, Miss Polly Laktin, Box 39, Creston, B.C.

Lumber and Sawmill Workers' Union, Local 3014.—President, Ben Wills, Creston, B.C.

School Employees' Association, General, Creston, Local No. 435.—President, T. A. Montgomery; Recording Secretary, R. L. Golmore, Creston, B.C.

Teachers' Federation, B.C.—Secretary-Treasurer, Mrs. J. McKelvery, Creston, B.C.

Crowsnest

Lime Products Workers, Canadian Union of, Local No. 306.—President, George Yoshinaka; Recording Secretary, Michio Kimoto, Summit Lime Works, Crowsnest, B.C.

Cumberland

Firebosses' Union, Vancouver Island.—President, William Bennie; Financial Secretary, Jack A. Thomson, P.O. Box 77, Cumberland, B.C.

Mine Workers of America, United, Local No. 7293.—President, James Williamson; Recording Secretary, Harry Westfield, Cumberland, B.C.

Dawson Creek

Carpenters and Joiners of America, Brotherhood of, Local No. 1237.—President, K. B. Shaw; Recording Secretary, Laurence Connors, Box 1625, Dawson Creek, B.C.

Postal Employees' Association, Canadian. — President, G. A. Holtslander; Recording Secretary, H. Bowman, Dawson Creek, B.C.

Teachers' Federation, B.C. — Secretary-Treasurer, Mrs. M. E. Golata, Dawson Creek, B.C.

Duncan

Carpenters and Joiners of America, United Brotherhood of, Local No. 1812.—President, P. F. Anright; Recording Secretary, D. Chandler, Duncan, B.C.

Civic and Municipal Employees, Duncan, Local No. 358.—President, Norman Carter; Financial Secretary, A. LeQuesne, 262 Ingram Street, Duncan, B.C.

Government Employees' Association.—President, L. W. Eckford; Secretary, Miss R. A. Wagner, Box 58, Duncan, B.C.

Maintenance-of-way Employees, Brotherhood of, Island Lodge, Local No. 533.—President, F. W. Costin; Recording Secretary, A. E. Costin, Ladysmith, B.C.

Postal Employees' Association, Canadian.—Recording Secretary, R. W. Smillie, Duncan, B.C.

Teachers' Federation.—Secretary-Treasurer, Mary Herriges, Box 1344, Duncan, B.C.

Unemployment Insurance Commission Association, National, Upper Island Branch.—President, Lex Bickford; Recording Secretary, A. D. McWhinnie, Box 173, Duncan, B.C.

Woodworkers of America, International, Local No. 1-80.—President, Tony Poje; Recording Secretary, Robert Bouchard, Box 430, Duncan, B.C.

Enderby

Teachers' Federation, B.C.—Secretary-Treasurer, Hugh Power, Box 383, Enderby, B.C.

Esperanza

Teachers' Federation, B.C.—Secretary-Treasurer, Miss L. K. Devlin, Esperanza, B.C.

Fernie

Brewery, Flour, Cereal, Soft Drink and Distillery Workers of America, United, International Union of, Local No. 308.—President, P. Ax; Recording Secretary, J. Savage, Box 1071, Fernie, B.C.

Electrical Workers, International Brotherhood of, Local No. 921.—President, R. L. Davis, General Delivery, Elko, B.C.; Recording Secretary, R. Battersby, Box 339, Fernie, B.C.

Government Employees' Association.—President, E. D. Allan; Secretary, H. Haigh, Box 697, Fernie, B.C.

Mine Workers of America, United, District 18, Local No. 7310.—President, Fred Dawson; Recording Secretary, Robert Lilley, Box 486, Fernie, B.C.

Postal Employees' Association, Canadian. — President, Marvin Fennesy; Recording Secretary, Miss Margaret Roe, Kimberley, B.C.

Teachers' Federation, B.C.—Secertary-Treasurer, Miss L. Gigliotti, Box 647, Fernie, B.C.

Teachers' Federation, B.C. (sub-local).—Secretary-Treasurer, Miss E. K. Whalley, Fernie, B.C.

Teachers' Federation, B.C. (South Country Sub-local).—Secretary-Treasurer, Miss V. E. Rese, Waldo, B.C.

Field

Railway Carmen of America, Brotherhood of, Local No. 1454.—President, Louis Port; Recording Secretary, W. M. Brown, Field, B.C.

Fort St. John

Civil Servants of Canada, Amalgamated.—President, A. B. Perry; Recording Secretary, A. A. Gorieu, Fort St. John, B.C.

Government Employees' Association,—President, W. G. Cosens; Secretary, W. B. Stewart, Box 339, Fort St. John, B.C.

Teachers' Federation, B.C.—Secretary-Treasurer, Mrs. H. Hornick, Fort St. John, B.C.

Ganges

Teachers' Federation, B.C.—Secretary-Treasurer, James Wickens, Ganges, B.C.

Gibsons

Government Employees' Association, B.C. — President, Wilio Wiren; Secretary-Treasurer, William G. Brown, R.R. 1, Gibsons, B.C.

Teachers' Federation, B.C.—Secretary-Treasurer, Mrs. K. Henderson, Gibsons, B.C.

Golden

Government Employees' Association, B.C. — President, W. R. Lenny; Secretary, G. Talerico, Box 133, Golden, B.C.

Maintenance-of-way Employees, Brotherhood of, Local No. 165.—President, O. Buser; Recording Secretary, E. H. Dillon, Golden, B.C.

Teachers' Federation, B.C.—Secretary-Treasurer, Mrs. L. Neville, Golden, B.C.

Grand Forks

Civic Employees' Federation, National Union of Public Employees, Grand Forks, Local No. 453.—President, Fred Hewett; Recording Secretary, W. J. Beasley, Box 243, Grand Forks, B.C.

Teachers' Federation, B.C.—Secretary-Treasurer, Miss M. Imayoshi, Box 142, Grand Forks, B.C.

Greenwood

Government Employees' Association, B.C. — President, E. J. C. Roylance; Secretary, E. A. Johnson, Box 425, Greenwood, B.C.

Haney

Employees' Union, Maple Ridge School District, Local No. 703.—President, W. Kennedy; Recording Secretary, Mrs. Jean Grevelling, Brown Road, Haney, B.C.

Employees' Union, District of Maple Ridge, Local No. 622.—President, Stan Porcha; Secretary-Treasurer, W. J. Biggs, R.R. 1, Whonock, B.C.

Government Employees' Association, Alco Branch.—President, N. M. Agle; Recording Secretary, J. H. Brown, Box 253, Haney, B.C.

Packinghouse Workers of America, United, Local No. 517.—President, C. O'Laughlin; Recording Secretary, C. Baker, Haney, B.C.

Postal Employees' Association, Canadian.—Recording Secretary, Miss Vivi M. Bryan, Haney, B.C.

Woodworkers of America, International, Local No. 1-367. — President, W. Lowery; Recording Secretary, D. Stewart, Box 88, Haney, B.C.

Hope

Government Employees' Association, Allison Pass.—President, V. R. Green; Secretary, C. Patterson, Box 624, Hope, B.C.

Invermere

Teachers' Federation, B.C.—Secretary-Treasurer, Miss D. Worsley, Invermere, B.C.

Kamloops

Carpenters and Joiners of America, United Brotherhood of, Local No. 1540.—President, C. W. Wooley; Recording Secretary, J. F. Mobley, 717 Nicola Street, Kamloops, B.C.

Civil Servants of Canada, Amalgamated. — President, Angus E. McGregor; Recording Secretary, Douglas E. Daws, R.C.N.A.D., Kamloops, B.C.

Defence Workers' Federal Union, National, Local No. 562.—President, J. E. Dobie; Financial Secretary, J. M. Desjardins, 129 Victoria, Street West, Kamloops, B.C.

Electrical Workers, International Brotherhood of, Local No. 993.—President, F. J. Todd; Recording Secretary, R. P. MacKenzie, 1193 River Street, Kamloops, B.C.

Fire Fighters, International Association of, Local No. 913. —President, W. L. Miner; Recording Secretary, R. L. Kennedy, 125 Fourth Avenue, Kamloops, B.C.

Government Employees' Association, B.C., Tranquille.—President, D. Bednard, Tranquille, B.C.

Locomotive Engineers, Brotherhood of, Local No. 821.—President, J. O. Richmond; Recording Secretary, J. J. Waugh, 543 Seymour Street, Kamloops, B.C.

Locomotive Engineers, North Thompson Brotherhood of, Local No. 855.—President, M. Whiteford; Recording Secretary, L. P. Martin, 753 Pleasant Street, Kamloops, B.C.

Locomotive Firemen and Engineers, Brotherhood of, Local No. 930.—President, S. J. Dempsey; Recording Secretary, E. R. Nagurski, 1168 Pleasant Street, Kamloops, B.C.

Locomotive Firemen and Enginemen, Brotherhood of, Local No. 258.—President, M. J. Cochran; Recording Secretary, R. J. Perry, 265 Perry Avenue, North Kamloops, B.C.

Machinists, International Association of, Local No. 748. —President, H. Blakey; Recording Secretary, J. MacDonald, 829 Columbia Street, Kamloops, B.C.

Maintenance-of-way Employees, Brotherhood of, Mount Cavell, Local No. 15.—President, S. Kurylowich; Recording Secretary, S. Linton, Avola, B.C.

Maintenance-of-way Employees, Brotherhood of, Local No. 31.—President, I. High; Recording Secretary, G. Werenko, Kamloops Junction, B.C.

Maintenance-of-way Employees, Brotherhood of, North Thompson Valley Lodge, Local No. 1332.—President, T. Lawrie; Recording Secretary, S. J. Mooney, 838 Pleasant Street, Kamloops, B.C.

Municipal Employees' Association, Kamloops, Local No. 310.—President, T. Kuz; Recording Secretary, D. E. Embury, Lorne Street, East Kamloops, B.C.

Postal Employees' Association, Canadian. — President, D. J. G. Dick; Secretary-Treasurer, F. B. Tedder, R.R. 1, Kamloops, B.C.

Railway Signalmen of America, Brotherhood of, Local No. 192.—Vice-President, R. G. McPherson; Recording Secretary, A. L. Gregory, 690 Fourth Avenue, Kamloops, B.C.

Railroad Trainmen, Brotherhood of, Local No. 519.—President, C. M. Lee; Recording Secretary, Vernon H. Mott, 521 Seymour Street, Kamloops, B.C.

Railway Carmen of America, Brotherhood of, Thompson Lodge, Local No. 148.—President, J. Latremouille; Recording Secretary, J. Hungar, 172 Wilson Street, North Kamloops, B.C.

Railway Conductors and Brakemen, Order of, Local No. 611.—President, C. J. Rebagliati; Recording Secretary, J. McMillan, 310 Leigh Road, North Kamloops, B.C.

Railway Employees and Other Transport Workers, Canadian Brotherhood of, Local No. 150.—President, L. D. Rye; Recording Secretary, R. Lombari, 156 Williams Street, North Kamloops, B.C.

Railwaymen, The Canadian Association of, Local No. 30.—President, Zenon David; Recording Secretary, D. B. Roberts, 216 Avenue Building, Winnipeg, Man.

Teachers' Federation, B.C. — Secretary-Treasurer, Jim Barker, 752 Pine Street, Kamloops, B.C.

Kaslo

Maintenance-of-way Employees, Brotherhood of, Local No. 173.—President, N. A. Campbell; Recording Secretary, W. Kiut, Kaslo, B.C.

Teachers' Federation, B.C.—Secretary-Treasurer, A. Burgis, Kaslo, B.C.

Kelowna

Bakery and Confectionery Workers' International Union of America, Local No. 355.—President, T. Rose; Financial Secretary, G. M. Jennens, 1974 McDougall Street, Kelowna, B.C.

Carpenters and Joiners of America, United Brotherhood of, Local No. 1370.—President, James Ditchkoff; Recording Secretary, B. W. Saloveoff, 974 Borden Avenue, Kelowna, B.C.

Civic Employees, Kelowna, Federal Union of, Local No. 338.—President, G. Brownlee, Recording Secretary, Stanley Chatham, 690 Cambridge, Kelowna, B.C.

Civil Servants of Canada, Amalgamated.—President, H. A. Blake; Recording Secretary, C. R. Arnold, 2054 Ethel Street, Kelowna, B.C.

Electrical Workers, International Brotherhood of, Local No. 1409.—President, E. D. Henrie; Recording Secretary, Lloyd W. Hooper, 413 Patterson Avenue, Kelowna, B.C.

Employees' Federal Union, Kelowna City Hall, Local No. 472.—President, A. E. Anderson; Recording Secretary, Mrs. J. Jeanne Hall, 1435 Water Street, Kelowna, B.C.

Government Employees' Association, B.C.—President, L. MacDonald; Secretary, Mrs. V. Vagg, Department of Highways, Court-house, Kelowna, B.C.

Packinghouse Workers of America, United, Local No. 339.—President, A. McInroy; Recording Secretary, E. Pearse, 605 Francis Avenue, Kelowna, B.C.

Postal Employees' Association, Canadian.—President, A. D. Moulton; Recording Secretary, G. J. Munro, R.R. 1, Kelowna, B.C.

Printing Pressmen and Assistants' Union, Okanagan Valley, Local No. 445.—President, M. M. Holland, Secretary-Treasurer, E. J. W. Adkins, 563 Central Avenue, Kelowna, B.C.

School Employees' Federal Union, Okanagan Valley, Local No. 323.—President, E. Embleton; Recording Secretary, T. R. Prior, 597 Harvey Avenue, Kelowna, B.C.

Teachers' Federation, B.C.—Secretary-Treasurer, C. C. Kelly, Lakeview Street, R.R. 1, Kelowna, B.C.

Woodworkers of America, International, Local No. 1-423. —President, Adam Schleppe; Recording Secretary, Noel Gooding, 249 Bernard Ave., Kelowna, B.C.

Keremeos

Teachers' Federation, B.C. — Secretary-Treasurer, Miss R. E. Schaffer, Keremeos, B.C.

Kettle Valley

Teachers' Federation, B.C.—Mrs. N. Henry, Secretary-Treasurer, Kettle Valley, B.C.

Kimberley

Carpenters and Joiners of America, United Brotherhood of, Local No. 1719.—President, Palmer Vold; Recording Secretary, Ronald Jenkins, P.O. Box 1023, Cranbrook, B.C.

Mine, Mill and Smelter Workers, International Union of, Local No. 651.—President, R. C. Thompson; Financial Secretary, E. J. Clemmer, Box 989, Kimberley, B.C.

Mine, Mill and Smelter Workers, International Union of, Local No. 935.—New local (information not available).

Teachers' Federation, B.C. — Secretary-Treasurer, Miss A. R. Lymberry, Box 142, Chapman Camp, B.C.

Kitimat

Carpenters and Joiners of America, United Brotherhood of, Local No. 1081.—President, Howard W. Bush; Recording Secretary, Fred J. Cook (acting), P.O. Box 578, Kitimat, B.C.

Construction and General Labourers' Union, Local No. 384.—President, David B. Mott; Recording Secretary, Ted Takacs, Box 129, Kitimat, B.C.

Electrical Workers, International Brotherhood of, Local No. 1661.—President, P. J. Buckley; Recording Secretary, A. Kadulski, P.O. Box 548, Station A, Kitimat, B.C.

Fire Fighters, International Association of, Alcan Local.—President, F. J. W. Banks; Recording Secretary, J. E. Eakin, Box 415, Station A, Kitimat, B.C.

Municipal and School Board District, Kitimat, Local No. 707.—President, J. W. Powell; Recording Secretary, W. G. Heyman, Station A, Kitimat, B.C.

Painters, Decorators and Paperhangers of America, The Brotherhood of, Local 1802.—President, P. Budlong; Financial Secretary, Robert Moore, P.O. Box 337, Kitimat, B.C.

Postal Employees' Association, Canadian.—President, H. A. Maclean; Recording Secretary, R. L. Tronson, Kitimat, B.C.

Safety and First Aid Attendants' Union, Federal, Local No. 634.—Vice-President, Gunther Sanders; Recording Secretary, Steen Cassidy, Box 352, Kitimat, B.C.

Teachers' Federation, B.C.—Secretary-Treasurer, Miss S. Alton, Kitimat, B.C.

Lac la Hache

Maitnenance-of-way Employees, Local No. 221.—President, T. D. Miller; Secretary, V. J. Cardin, Lac la Hache, B.C.

Ladner

Civil Servants of Canada, Amalgamated, Ladner Local.—President, Dick Robie; Recording Secretary, R. G. Cadieux, P.O. Box 209, Ladner, B.C.

Postal Employees' Association, Canadian, Local No. 1.—President (to be named later); Recording Secretary, Donald A. Robertson, Box 372, Ladner, B.C.

Fire Fighters, International Association of, Ladner Local.—President, A. Hales; Recording Secretary, L. Orr, Fire Hall, V. W. S. Ladner, B.C.

Municipal Employees, Delta, Local No. 23.—President, Ian Nicholison; Financial Secretary, A. M. Robins, 4995 Central Avenue, Ladner, B.C.

Teachers' Federation, B.C.—Secretary-Treasurer, Paulette Davis, c/o Mrs. Slemon, R.R. 2, Ladner, B.C.

Ladysmith

General Workers' Union, Vancouver Island, Local No. 237.—President, G. McKeen; Recording Secretary, William Orr, 347 Third Avenue, P.O. Box 243, Ladysmith, B.C.

Teachers' Federation, B.C.—Secretary-Treasurer, A. Nicholson, c/o F. Rumble, R.R. 2, Ladysmith, B.C.

Lake Cowichan

Mine, Mill and Smelter Workers, International Union of, Local No. 905.—President, G. Mackus; Financial Secretary, C. Ward, Lake Cowichan, B.C.

Teachers' Federation, B.C.—Secretary-Treasurer, Richard E. Kirby, Lake Cowichan, B.C.

Langley

Government Employees' Association, B.C., Fraser Valley.—President, A. Elmore, Secretary, J. Buckley, 19617 Simmonds Road, R.R. 2, Langley, B.C.

Municipal Employees' Association, Langley, Local No. 403.—President, R. A. Jensen; Recording Secretary, R. W. Terichow, 4657 200th Street, R.R. 2, Langley, B.C.

Postal Employees' Association, Canadian.—President, L. Farquhar; Recording Secretary, Mrs. S. Inkster, Langley, B.C.

Lillooet

Government Employees' Association, B.C. — President, John Brown; Recording Secretary, A. C. Pritchard, Lillooet, B.C.

Railwaymen, The Canadian Association of, Local No. 85.—Secretary, F. E. C. Smith, Box 128, Lillooet, B.C.

Teachers' Federation, B.C. — Secretary-Treasurer, Miss Margaret Layne, Box 101, Lillooet, B.C.

Lytton

Teachers' Federation, B.C., Local No. 34. — Secretary-Treasurer, Miss M. Lawrence, Lytton, B.C.

Masset

Teachers' Federation, B.C. — Secretary-Treasurer, Mrs. Phyllis Steel, Masset, B.C.

McBride

Government Employees' Association, B.C. — President, Clifford Brooks; Recording Secretary, Geo. G. Callaghan, McBride, B.C.

Railway Employees and Other Transport Workers, Canadian Brotherhood of, Local 247. — President, W. E. Mintz; Recording Secretary, G. E. Kohub, McBride, B.C.

Teachers' Federation, B.C.—Secretary-Treasurer, R. E. Dalby, Box 63, McBride, B.C.

Merritt

Government Employees' Association, B.C. — President, J. H. Goldie; Secretary, Ted Law, Box 21, Merritt, B.C.

Teachers' Federation, B.C.—Secretary-Treasurer, H. C. Farr, Box 378, Merritt, B.C.

Mission City

Carpenters and Joiners of America, United Brotherhood of, Local No. 2213.—President, W. M. Lightburn, Recording Secretary, W. J. L. Vivian, Box 425, Mission City, B.C.

Government Employees' Association.—President, W. J. Armstrong; Secretary, K. W. Akitt, Box 685, Mission, B.C.

Packinghouse Workers of America, United, Local No. 501.—President, A. Wason; Recording Secretary, R. Gustofson, Matsqui, B.C.

School Employees' Union, Local No. 593.—President, M. A. Finkbeiner; Financial Secretary, M. F. Hayes, Box 842, Mission City, B.C.

Teachers' Federation, B.C.—Secretary-Treasurer, Mrs. J. S. Ryan, c/o Mr. Ritz, Mission City, B.C.

Nakusp

Teachers' Federation, B.C. — Secretary-Treasurer, Mrs. Alice LaRue, Nakusp, B.C.

Nanaimo

Carpenters and Joiners of America, United Brotherhood of, Local No. 527.—President, A. Clarck; Recording Secretary, A. W. Browett, 219 Princess Street, Nanaimo, B.C.

Civic and School Board Employees' Association, Nanaimo, Local No. 401.—President, E. L. Crowe; Recording Secretary, S. G. Storey, 670 Pine Street, Nanaimo, B.C.

Civil Servants of Canada, Amalgamated, Nanaimo Local.—President, F. Leyland; Recording Secretary, J. C. Zasburg, West Road, Northfield, B.C.

Fire Fighters, International Association of, Local No. 905.—President, W. Renney; Recording Secretary, T. MacDonald, 1785 Hallen Street, Nanaimo, B.C.

Government Employees' Association, B.C. — President, David Block; Secretary, Miss M. E. Booth, Drawer 22, Nanaimo, B.C.

Hotel and Restaurant Employees and Bartenders, International Union, Local No. 619.—President, Ebenezer Muir; Recording Secretary, Wm. Hayes, 132 Frye Street, Nanaimo, B.C.

Mine Workers of America, United, Local No. 7355, District 18, 102–103 Burns Building, Calgary, Alta.—President, Thomas Newman; Financial Secretary, George Bryce, 60 Robins Street, Nanaimo, B.C.

Plasterers' and Cement Masons' International Association, Operative, Local No. 28.—President, Joseph Dawson; Secretary-Treasurer, Henry S. Hackwood, 218 Haliburton Street, Nanaimo, B.C.

Pulp, Sulphite and Paper Mill Workers, International Brotherhood of, Local No. 695.—President, William Younghusband; Recording Secretary, A. W. McCandlish, 625 Nicol Street, Nanaimo, B.C.

School Board Employees' Federal Union, Nanaimo District, No. 68, Local No. 606.—President, John Carruthers; Recording Secretary, Michael Krall, 644 Haliburton Street, Nanaimo, B.C.

Teachers' Federation, B.C.—Secretary-Treasurer, Miss H. Armstrong, 56 Acacia Avenue, Nanaimo, B.C.

Typographical Union, International, Local No. 337.—President, Duncan A. Macaulay; Recording Secretary, A. R. Glen, Box 166, Nanaimo, B.C.

Wood, Wire and Metal Lathers' International Union, Local No. 546.—President, F. J. Hackwood; Financial Secretary, T. F. Bracewell, R.R. 1, Nanaimo, B.C.

Natal

Teachers' Federation, B.C. (Michel-Natal Sub-local).—Secretary-Treasurer, Miss L. Zinovich, Natal, B.C.

NELSON

Barbers, Hairdressers, Cosmetologists, Proprietors of America, Journeymen, International Union of, Local No. 196.—President, Frank Dafoe; Recording Secretary, M. N. Olson, 463 Josephine Street, Nelson, B.C.

Brewery, Flour, Cereal, Soft Drink and Distillery Workers of America, International Union of, United, Local No. 292.—President, Bertie Crissall, 224 Gore Street, Nelson, B.C.

Carpenters and Joiners of America, United Brotherhood of, Local No. 2458.—President, Samuel Lauder; Recording Secretary, Frank Tough, 1023 Eighth Street, Nelson, B.C.

Civic Employees' Federal Union, Nelson, Local No. 339.—President, R. T. Hickey; Recording Secretary, Miss K. Maras, Box 77, Nelson, B.C.

Electrical Workers, International Brotherhood of, Local No. 1003.—President, J. H. Whitfield; Recording Secretary, A. S. Pagdin, 220 Vernon Street, Nelson, B.C.

Electrical Workers, International Brotherhood of, Local No. 1900.—President, H. Barone; Recording Secretary, E. Box, South Slocan, B.C.

Firemen and Oilers, International Brotherhood of, Local No. 1141.—President, F. J. Vecchio; Recording Secretary, R. S. Horswill, 924 Observatory Street, Nelson, B.C.

Government Employees' Association, B.C. — President, B. J. Fitchett; Secretary, Mrs. M. E. Emmott, Courthouse, Nelson, B.C.

Hotel and Restaurant Employees' and Bartenders' International Union, Local No. 707.—President, Jack A. Brooke; Recording Secretary, William H. Vickers, General Delivery, Nelson, B.C.

Locomotive Engineers, Brotherhood of, Local No. 579.—President, E. W. Butler; Financial Secretary, R. C. Wright, 310 Carbonate Street, Nelson, B.C.

Locomotive Firemen and Enginemen, Brotherhood of, Local No. 631.—President, C. L. Boeteger; Recording Secretary, D. McGinn, 809 Cottonwood Street, Nelson, B.C.

Machinists, International Association of, Local No. 663.—President, W. Lunn; Recording Secretary, J. E. Baldock, 300 Kerr Block, Nelson, B.C.

Maintenance-of-way Employees, Brotherhood of, Local No. 181.—President, J. H. Ringrose; Recording Secretary, P. Shankaruk, 1932 Third Avenue, Trail, B.C.

Postal Employees and Federated Association of Letter Carriers, Canadian.—President, H. D. Craig; Recording Secretary, H. L. Mason, 820 Mill Street, Nelson, B.C.

Railway and Steamship Clerks, Freight Handlers, Brotherhood of, Express and Station Employees, Local No. 2318.—President, F. R. Wallace; Recording Secretary, B. J. Monteleone, 314 Hart Street, Nelson, B.C.

Railway Carmen of America, Brotherhood of, Local No. 98.—President, F. W. Cartwright; Recording Secretary, G. M. Scales, 802 Fifth Street, Nelson, B.C.

Railway Conductors and Brakemen, Order of, Kokanee Division, Local No. 460.—President, W. E. Marquis; Recording Secretary, A. Kirby, 820 Carbonate Street, Nelson, B.C.

Railway and Steamship Clerks, Freight Handlers, Express and Station Employees, Brotherhood of, Local No. 1291.—President, E. E. Stepp; Recording Secretary, E. Gri, 615 Davies Street, Nelson, B.C.

Railroad Trainmen, Brotherhood of, Local No. 558.—President, Clifford Smith; Recording Secretary, Fred H. Lowe, R.R. 1, Nelson, B.C.

Teachers' Federation, B.C.—Secretary-Treasurer, A. L. Cartier, 610 Houston Street, Nelson, B.C.

Typographical Union, International, Local No. 340.—President, J. A. Boletti; Financial Secretary, D. H. Strachan, 1124 Third Avenue, Trail, B.C.

Unemployment Insurance Commission Association, National, Kootenay Branch Local. — President, George Bevis; Secretary-Treasurer, Mrs. P. Harrison, c/o 356 Baker Street, Nelson, B.C.

NEW HAZELTON

Mine, Mill and Smelter Workers, International Union of, Local No. 898.—Financial Secretary, R. D. Hay, New Hazelton, B.C.

NEW DENVER

Government Employees' Association, B.C. — President, William Craft; Secretary, Mrs. G. M. Rowe, New Denver, B.C.

NEW WESTMINSTER

Beverage Dispensers' and Culinary Workers' Local No. 835. — President, Ray Pigeau; Recording Secretary, Harry O'Brien, New Westminster, B.C.

Carpenters and Joiners of America, United Brotherhood of, Local No. 1251.—President, J. W. Winger; Recording Secretary, J. Ireland, 1826 Sixth Avenue, New Westminster, B.C.

Carpenters and Joiners of America, United Brotherhood of, Local No. 2534.—President, Lloyd M. Robinson; Recording Secretary, E. Salzborn, 5865 Lancaster Street, Vancouver 16, B.C.

Civic Employees' Federal Union, New Westminster, Local No. 387.—President, W. Campbell; Recording Secretary, T. Nikel, 207 East Durham Street, New Westminster, B.C.

Civil Servants of Canada, Amalgamated, New Westminster Local.—President, R. V. Cheale; Recording Secretary, H. W. Darby, 381 Government Road, R.R. 8, New Westminster, B.C.

Construction and General Labourers' Local No. 1070.—President, Edmund Chaters; Recording Secretary, Thomas Porter, 1505 Sixth Avenue, New Westminster, B.C.

Cordage Industrial Rope and Twine Workers' Union, Local No. 1.—President, W. Bowland; Financial Secretary, George St. Laurent, 2217 Lorraine Avenue, R.R. 2, New Westminster, B.C.

Distillery, Rectifying, Wine and Allied Workers' International Union of America, Local No. 69.—President, Carl Hudson; Recording Secretary, Arthur Harris, 223 Phillips Street, New Westminster, B.C.

Fire Fighters, International Association of, Local No. 256.—President, H. E. McKnight; Recording Secretary, Lloyd C. Bussey, 47 Seventh Avenue, New Westminster, B.C.

Government Employees' Association, B.C.—President, A. Bent; Secretary, William Morgan, New Westminster, B.C.

Government Employees' Association, B.C.—President, V. Harding; General Secretary, W. R. Low, 355 Munday Road, R.R. 2, New Westminster, B.C.

Letter Carriers, Federated Association of, Local No. 32.—President, Alex. Gibson; Recording Secretary, A. Broughton, 9125 Pike Road, R.R. 5, New Westminster, B.C.

Longshoremen's and Warehousemen's Union, International, Local No. 502.—President, Leo W. Labinsky; Recording Secretary, R. R. Cope, 1409 Eighth Avenue, New Westminster, B.C.

Longshoremen's and Warehousemen's Union, International, Local No. 511.—President, R. Coines; Recording Secretary, M. Kendrick, 2019 Eighth Avenue, New Westminster, B.C.

Machinists, International Association of, Local No. 131.—President, R. Whitter; Recording Secretary, Fred Benson, 466 Graham Avenue, New Westminster, B.C.

Machinists, International Association of, Local No. 151.—President, A. K. Lord; Recording Secretary, Fred Bradley, 207 Seventh Avenue, New Westminster, B.C.

Mine Workers of America, United, Local No. 13156.—President, A. Deakin; Financial Secretary, W. Lake, 229 Pearce Street, New Westminster, B.C.

Newspaper Guild, Local 220 of the American.—President, C. Jennings; Recording Secretary, Mary Mahovlic, 5 East Eighth Avenue, New Westminster, B.C.

Packinghouse Workers of America, United, Local No. 180.—President, J. McKnight; Recording Secretary, G. Baxter, 375 Keary Street, New Westminster, B.C.

Packinghouse Workers of America, United, Local No. 412.—President, L. Wagner; Recording Secretary, J. Bleackly, 1517 Seventeenth Avenue, New Westminster, B.C.

Paper Makers, International Brotherhood of, Local No. 456.—President, W. G. Royal; Recording Secretary, Miss G. Christink, No. 3, 226 Tenth Street, New Westminster, B.C.

Machinists, International Association of, Local No. 131.—President, R. Whitter; Recording Secretary, Fred Benson, 466 Graham Avenue, New Westminster, B.C.

Policemen's Association, New Westminster, Local No. 294.—President, Ronald D. Burgess, 1410 Hamilton Street, New Westminster; Recording Secretary, T. F. Taphouse, 117 East Eighth Avenue, New Westminster, B.C.

Postal Employees' Association, Canadian, New Westminster Branch, President, Henry Waters; Secretary-Treasurer, W. J. Smillie, 209 East Columbia Street, New Westminster, B.C.

Printing Pressmen and Assistant's Union, New Westminster, Local No. 427.—President, R. E. Jure; Recording Secretary, Thomas Williams, 1041 Holly Street, South Burnaby, B.C.

Railway and Steamship Clerks, Freight Handlers, Express and Station Employees, Brotherhood of, Local No. 46.—President, John Etchells; Recording Secretary, Leonard Ramsey, 2761 Brighton Avenue, R.R. 8, New Westminster, B.C.

Railway Carmen of America, Brotherhood, Local No. 280. — President, A. Cawley; Recording Secretary, K. C. Wright, 449 Garrett Street, New Westminster, B.C.

Railway Employees and Other Transport Workers, Canadian Brotherhood of, Local No. 226.—President, L. V. Torrance; Recording Secretary, T. E. Dobson, 917 Sherwood Ave., New Westminster, B.C.

School Maintenance Union, New Westminster, Local No. 14.—President, R. H. Rhodes; Financial Secretary, G. F. Miller, 1527 Dublin Street, New Westminster, B.C.

Street, Electric Railway and Motor Coach Employees of America, Amalgamated Association of, Division 134.—President, S. T. Dare; Recording Secretary, W. F. Stiller, 11684 Chalmers Road, R.R. 9, New Westminster, B.C.

Teachers' Federation, B.C.—Secretary-Treasurer, George Copeland, 2231 Dublin Street, New Westminster, B.C.

Teachers' Federation, B.C.—Secretary-Treasurer, Miss J. E. Work, 428 Fourth Street, New Westminster, B.C.

Teachers' Federation, B.C.—Secretary-Treasurer, W. J. A. McPhail, 1175 Douglas Road, New Westminster, B.C.

Typographical Union, International, Local No. 632.—President, A. Scott; Recording Secretary, W. J. Calhoun, Suite 12, Carlton Court, 317 Third Avenue, New Westminster, B.C.

Unemployment Insurance Commission Association, New Westminster.—President, D. V. Ford; Recording Secretary, Mrs. H. J. Wilson, P.O. Box 511, New Westminster, B.C.

Woodworkers of America, International, Local No. 1-357. President, Joseph R. Madden; Financial Secretary, L. E. Vandale, 533 Clarkson Street, New Westminster, B.C.

North Kamloops

Government Employees' Association, B.C. — President, D. C. MacColl; Secretary, Mrs. Joan Mason, 176 Kerr Street, North Kamloops, B.C.

North Surrey

Mine, Mill and Smelter Workers, International Union of, Local No. 578.—President, George Cooper; Financial Secretary, S. H. McKee, 12337 116th Avenue, North Surrey, B.C.

North Vancouver

Civic Employees' Association, The North Vancouver, Local No. 3.—President, Jack Beattie; Executive Secretary, A. H. Hopen, 3450 Sunset Boulevard, North Vancouver, B.C.

Electrical Workers' International Brotherhood, Local No. 1685.—President, Harry Ryan; Recording Secretary, Herb Elson, 2033 Larson Road, North Vancouver, B.C.

Fire Fighters, District of North Vancouver, Local No. 1183.—President, Donald McCormack; Recording Secretary, Herbert W. Steel, 700 Cove Cliff Rd., Deep Cove, B.C.

Fire Fighters' Union, North Vancouver City, Local No. 914.—President, James Spencer; Recording Secretary, Richard John Hallaway, 645 St. Davids Avenue, North Vancouver, B.C.

Teachers' Federation, B.C., Local No. 260.—Secretary-Treasurer, Miss M. Wilson, 1138 Ridgewood Drive, North Vancouver, B.C.

Ocean Falls

Engineers, International Union of, Operating, Local No. 880.—President, J. L. Williamson; Recording Secretary, A. Lamb, Ocean Falls, B.C.

Papermakers, The International Brotherhood of, Local No. 360.—President, George Pembleton; Recording Secretary, Walter Scott, Box 250, Ocean Falls, B.C.

Pulp, Sulphite and Paper Mill Workers, The International Brotherhood of, Local No. 312.—President, J. W. Terry; Recording Secretary, John Mathieson, Box 264, Ocean Falls, B.C.

Teachers' Federation, B.C., Local No. 37.—Secretary-Treasurer, Miss B. Barton, Box 282, Ocean Falls, B.C.

Oliver

Teachers' Federation, B.C., Local No. 61.—Secretary-Treasurer, Clem Whiles, Oliver, B.C.

Parksville

Teachers' Federation, B.C., Local No. 43.—Secretary-Treasurer, Mrs. W. Bayliss, Box 744, Parksville, B.C.

Penticton

Carpenters and Joiners of America, United Brotherhood of, Local No. 1696.—President, E. J. Cormeir; Recording Secretary, L. C. Hawtrie, Box 29, Kaleden, B.C.

Civic Employees Federal Union, Penticton, Local No. 308.—President, George Hill; Recording Secretary, Mrs. V. A. MacDonald, c/o 101 Main Street, Penticton, B.C.

Civil Servants of Canada, Amalgamated.—President, C. J. White, Recording Secretary, D. St. J. Land, 250 Nanaimo Avenue, Penticton, B.C.

Government Employees' Association, B.C. — President, W. J. M. Owen; Secretary, D. G. Touchette, General Delivery, Penticton, B.C.

Letter Carriers, Federated Association of, Local No. 95.—President, A. Andrews; Representative, Ralph Johnson, Box 86, West Bench, Penticton, B.C.

Locomotive Engineers, Brotherhood of, Local No. 866.—President, S. J. Cramer; Recording Secretary, A. R. Falkerson, 978 Argyle Street, Penticton, B.C.

Locomotive Firemen and Enginemen, Brotherhood of, Local No. 884.—President, V. E. Moore; Financial Secretary, R. F. MacKinnon, 358 Douglas Avenue, Penticton, B.C.

Maintenance-of-way Employees, Brotherhood of, Lodge 1023.—President, A. Nyman; Recording Secretary, G. Davis, 169 Abbott Street, Penticton, B.C.

Packinghouse Workers of America, United, Local No. 333.—President, I. Barnes; Recording Secretary, L. Payton, 936 Creston Avenue, Penticton, B.C.

Postal Employees' Association, Canadian. — President, Joe Gonda; Recording Secretary, R. E. Miller, Box 12, Kaleden, B.C.

Railroad Trainmen, Brotherhood of, Local No. 914.—President, F. G. Vader; Recording Secretary, S. D. Marshall, 295 Nelson Avenue, Penticton, B.C.

Railway Employees and Other Transport Workers, Canadian Brotherhood of, Local No. 303.—President, Gordon H. McNutt; Recording Secretary, Frank Quast, 964 Dynes Avenue, Penticton, B.C.

Teachers' Federation, B.C., Local No. 1.—Secretary-Treasurer, Miss Mary McInnes, 101 Manor Park Drive, Penticton, B.C.

Pioneer Mines

Mine, Mill and Smelter Workers, International Union of, Local No. 693.—President, George Miller; Financial Secretary, Geo. Higgs, Pioneer Mines, B.C.

PITT MEADOWS

Teachers' Federation, B.C.—Secretary-Treasurer, C. E. Gilpin, Lougheed Highway, Pitt Meadows, B.C.

POUCE COUPE

Government Employees' Association, B.C. — President, John C. Kemple; Secretary, T. C. Chapman, Pouce Coupe, B.C.

PORT ALBERNI

Carpenters and Joiners of America, United Brotherhood of, Local No. 513.—President, James G. Tickett; Recording Secretary, J. G. Schrapl, 122 Kingsway South, Port Alberni, B.C.

Civic Workers' Union, Port Alberni District.—President, G. Boquist; Financial Secretary, Stanley Wilson, 905 Bute Street, Port Alberni, B.C.

Hotel and Restaurant Employees' and Bartenders' International Union, Local No. 697.—President, Angelo Stella; Recording Secretary, Gordon S. Daugau, 722 Hilton Avenue, Port Alberni, B.C.

Letter Carriers, Federated Association of, Local No. 100.—Recording Secretary, Douglas R. Wilkie, 821 Fourteenth Avenue North, Port Alberni, B.C.

Longshoremen's and Warehousemen's Union, International, Local No. 503.—President, Langford McKie; Financial Secretary, Charles E. Anderson, 101 First Avenue, Port Alberni, B.C.

Painters, Decorators and Paperhangers of America, Brotherhood of, Local No. 1642. — President, D. S. Marrs; Recording Secretary, Don McIntosh, 211 Seventh Avenue North, Port Alberni, B.C.

Postal Employees' Association, Canadian. — President, D. A. Wright; Recording Secretary, S. R. Stocken, 714 Tenth Avenue South, Port Alberni, B.C.

Pulp, Sulphite and Papermill Workers, International Brotherhood of, Local No. 592.—President, Garnet Harry; Recording Secretary, William Krawetz, 1001 Ninth Avenue North, Port Alberni, B.C.

Teachers' Federation, B.C.—Secretary-Treasurer, Miss M. Michel, 610 Fourteenth Avenue North, Port Alberni, B.C.

Woodworkers of America, International, Local No. 185.—President, W. F. Allen; Financial Secretary, J. A. Moore, 708 Eleventh Avenue South, Port Alberni, B.C.

PORT ALICE

Pulp, Sulphite and Paper Mill Workers, International Brotherhood of, Local No. 514.—President, P. E. Gordon; Recording Secretary, R. McKay, Port Alice, B.C.

Teachers' Federation, B.C., Local No. 19.—Secretary-Treasurer, G. W. Moffat, Drawer F., Port Alice, B.C.

PORT COQUITLAM

Civic Employees' Federal Union, Local No. 25.—President, R. J. McIlvane; Recording Secretary, J. Wempley, Edinburgh Street, Port Coquitlam, B.C.

School Board Employees' Federal Union, Local No. 561.—President, J. L. Jonsson; Recording Secretary, F. W. Cole, 924 Madore Avenue, New Westminster, B.C.

PORT MELLON

Pulp, Sulphite and Paper Mill Workers, International Brotherhood of, Local No. 297.—President, James W. Clark; Recording Secretary, Lorne Gregory, Port Mellon, B.C.

POWELL RIVER

Carpenters and Joiners of America, United Brotherhood of, Local No. 2068.—President, D. A. Davis; Recording Secretary, R. B. Lawson, Box 700, Powell River, B.C.

Government Employees' Association, B.C. — President, S. R. McGregor; Secretary, Miss E. Cook, Box 116, Powell River, B.C.

School Board Employees' Union, Powell River, Local No. 476. — President, Barney Markland; Secretary-Treasurer, J. W. Bagnall, Box 762, Powell River, B.C.

Papermakers, International Brotherhood of, Local No. 142.—President, Geo. Young; Recording Secretary, T. H. H. Marrion, Box 730, Powell River, B.C.

Pulp, Sulphite and Paper Mill Workers, International Brotherhood of, Local No. 76.—President, E. M. Golley; Recording Secretary, C. M. Mouat, Box 745, Powell River, B.C.

PRINCE GEORGE

Carpenters and Joiners of America, United Brotherhood of, Local No. 1993. — President, Ferdinand Scholz, Financial Secretary, A. W. Wilson, 530 Freeman Street, Prince George, B.C.

Civic Employees' Local Union, Prince George, Local No. 399.—President, H. Redekopp; Recording Secretary, W. H. Rice, 1951 Ingledew Street, Prince George, B.C.

Electrical Workers, International Brotherhood of, Local No. 242.—President, Fred Belsham; Recording Secretary, Colin Soles, 1695 Central Street, Prince George, B.C.

Government Employees' Association, B.C.—President, H. Beckley; Secretary, Mrs. T. McIntyre, Box 935 Prince George, B.C.

Engineers, International Union of Operating, Local No. 858. — President, Alvin Wiley; Recording Secretary, Ernest Chapman, 1515 Redwood Street, Prince George, B.C.

Locomotive Engineers, Brotherhood of, Local No. 843.—President, R. Cadden; Recording Secretary, R. T. MacKenrot, 1033 Third Avenue, Prince George, B.C.

Locomotive Firemen and Enginemen, Brotherhood of, Local No. 827.—President, C. D. Martinson; Recording Secretary, H. W. Willis, 1417 Cedar Street, Prince George, B.C.

Maintenance-of-way Employees, Brotherhood of, Local No. 202.—President, B. Stafano; Financial Secretary, W. Haws, Box 297, Prince George, B.C.

Maintenance-of-way Employees, Brotherhood of, Local No. 1870.—President, G. P. Whitfield; Recording Secretary, J. Wall, Engen, B.C.

Postal Employees and Letter Carriers, Federated Association of, Local No. 127.—President, James Smith; Recording Secretary, Geo. W. Meadows, 1704 Maple Street, Prince George, B.C.

Railroad Trainmen, Brotherhood of, Local No. 869.—President, John Hopson; Recording Secretary, A. A. Clapperton, 711 Burden Street, Prince George, B.C.

Teachers' Federation, B.C., Local No. 136.—Secretary-Treasurer, Miss Muriel Stuart, 1085 Vancouver Street, Prince George, B.C.

Woodworkers of America, International, Local No. 1-424.—President, J. Lehman; Recording Secretary, W. Rudeloff, 1331 Fourth Avenue, Prince George, B.C.

PRINCE RUPERT

Carpenters and Joiners of America, United Brotherhood of (Piledrive Section), Local No. 1549.—President, Kenneth Hardy; Recording Secretary, Jack Rennie, Box 94, Prince Rupert, B.C.

Carpenters and Joiners of America, United Brotherhood of, Local No. 1735.—President, C. F. Graham; Recording Secretary, E. Woodward, Box 94, Prince Rupert, B.C.

Civic Employees' Federal Union, Prince Rupert, Local No. 5.—President, T. Thomas; Recording Secretary, E. A. Evans, Box 83, Prince Rupert, B.C.

Civil Servants of Canada, Amalgamated, Prince Rupert Local Council.—President, R. C. Edwards; Recording Secretary, H. G. Bird, 134 West Fifth Avenue, Prince Rupert, B.C.

Civil Servants of Canada, Amalgamated. — President, George McDougall; Recording Secretary, Denis Lipscombe, Miller Bay Hospital, Box 488, Prince Rupert, B.C.

Electrical Workers, International Brotherhood of, Local No. 344.—President, Denis Mulroney; Recording Secretary, Doug. Hague, Room 2, 111 Dunsmuir Street, Vancouver 3, B.C.

Engineers, International Union of, Operating, Local No. 510.—President, John G. Dyck; Recording Secretary, G. D. Donaldson, 1119 Eighth Avenue, Prince Rupert, B.C.

Fire Fighters, International Association of, Local No. 559.—President, J. C. Ewart; Secretary-Treasurer, J. S. Furness, 1532 Second Overlook Street, Prince Rupert, B.C.

Fishermen and Allied Workers Union, United, Prince Rupert Shoreworkers Local, Local No. 31.—President, Mrs. Verna Parkin; Recording Secretary, Mrs. Florence Greenwood, 1219 Prince Rupert Boulevard, General Delivery, Prince Rupert, B.C.

Fishermen and Allied Workers' Union, United, Local No. 37.—President, Clarence A. Callow; Recording Secretary, Charles Ryalls, Pioneer Rooms, Prince Rupert, B.C.

Fishermen's, Deep Sea, Federal Union of British Columbia, Local No. 80.—President, Hilmar Mork; Treasurer, W. H. Brett, 704 McBride Street, Prince Rupert, B.C.

Government Employees' Association, B.C. — President, G. L. Brodie; Secretary, V. Manojlovich, Court-house, Prince Rupert, B.C.

Hotel Restaurant Employees' and Bartenders' International Union, Local No. 636.—President, Barney De Fehr; Recording Secretary, Roy Little, Prince Rupert Hotel, Prince Rupert, B.C.

Longshoremen's and Warehousemen's Union, International, Local No. 505.—President, W. Nixon; Recording Secretary, N. Cronck, 708 Second Avenue West, Prince Rupert, B.C.

Maintenance-of-way Employees, Brotherhood of, Local No. 335.—President, C. E. Olson; Recording Secretary, A. F. Skattebol, 1425 Graham Avenue, Prince Rupert, B.C.

Plumbing and Pipefitting Industry, Journeymen and Apprentices of, United Association of, Local No. 180.—Recording Secretary, Sam Julian, 621½ Third Avenue, Prince Rupert, B.C.

Pulp, Sulphite and Paper Mill Workers, International Brotherhood of, Local No. 708. — President, E. P. O'Neal; Recording Secretary, E. Moore, Box 294, Prince Rupert, B.C.

Railroad Trainmen, Brotherhood of, Totem Lodge, Local No. 1016.—President, R. J. Hogg; Recording Secretary, D. L. Jensen, 404 Sherbrooke Avenue, Prince Rupert, B.C.

Railway Carmen of America, Brotherhood of, Local No. 426.—President, E. I. Tschabold; Recording Secretary, R. Pollock, 252 Eighth Avenue West, Prince Rupert, B.C.

Railway Employees and Other Transport Workers, Canadian Brotherhood of, Local No. 154. — President, J. Rhodes; Recording Secretary, G. H. R. Lindelauf, 516 Sixth Avenue West, Prince Rupert, B.C.

Teachers' Federation, B.C. — Secretary-Treasurer, Miss Georgina McNay, 146 Seventh Avenue East, Prince Rupert, B.C.

Typographical Union, International, Local No. 413.—President, Jack Manheim; Recording Secretary, John D. Standring, 613 Sixth Avenue West, Prince Rupert, B.C.

Princeton

Government Employees' Association, B.C.—President, G. Kassa; Secretary, A. Ryder, Princeton, B.C.

Brewery, Flour, Soft Drink, Cereal and Distillery Workers of America, Local No. 367.—President, P. Mitchell; Recording Secretary, W. Burton, Jr., Box 745, Princeton, B.C.

Teachers' Federation, B.C. — Secretary-Treasurer, Ervin Dahl, Princeton, B.C.

Qualicum Beach

Carpenters and Joiners of America, United Brotherhood of, Local No. 2412.—President, A. Lamarre; Financial Secretary, H. Large, Box 44, Qualicum Beach, B.C.

Quesnel

Carpenters and Joiners of America, United Brotherhood of, Local No. 2493.—President, Paul E. R. Williams; Recording Secretary, James W. Beat, Box 77, Quesnel, B.C.

Government Employees' Association, B.C. — President, P. J. Shaw; Secretary, Miss A. Hodges, B.C. Forest Service, Quesnel, B.C.

Postal Employees' Association, Canadian.—President, Mrs. B. C. Garvin; Financial Secretary, J. T. Kelly, Staff Post-office, Quesnel, B.C.

Teachers' Federation, B.C.—Secretary-Treasurer, G. E. Brunelle, Box 1149, Quesnel, B.C.

Radium Hot Springs

Civil Servants of Canada, Amalgamated. — President, Ronald Bradshaw; Recording Secretary, G. R. H. Cameron, Radium Hot Springs, B.C.

Revelstoke

Boilermakers, Iron Ship Builders, Blacksmiths, International Brotherhood of, Local No. 466—President, G. Fuocco; Financial Secretary, E. Barry, 1414 Douglas St., Revelstoke, B.C.

Brewery, Flour, Cereal, Soft Drinks, and Distillery Workers of America, United, International Union of, Local No. 352.—President, L. Nordstom, Revelstoke, B.C., Recording Secretary, L. Renyard, Box 44, Revelstoke, B.C.

Postal Employees' Association, Canadian. — Recording Secretary, John E. Delaville, Salmon Arm, B.C.

Teachers' Federation, B.C. — Secretary-Treasurer, Mrs. G. A. Graham, R.R. 3, Salmon Arm, B.C.

Woodworkers of America, International, Local No. 1-417.—President, J. Kelly; Recording Secretary, C. De Nene, R.R. 3, Salmon Arm, B.C.

Sandspit

Civil Servants of Canada, Amalgamated.—President, L. C. McKee; Recording Secretary, Donald Staryk, Radio Range Station, Sandspit, B.C.

Sardis

Fire Fighters, International Association of. — President, J. W. Penner; Recording Secretary, C. E. Machin, 467 South Sumas, R.R. 4, Sardis, B.C.

Sidney

Air Lines Traffic Employees' Association, Trans-Canada.—President, Charles A. Rhind; Recording Secretary, Cathy Odette, T.C.A., Toronto, Ont.

Postal Employees' Association, Canadian.—Corresponding Secretary, S. W. Hambley, Sidney, B.C.

Skidegate

Fishermen and Allied Workers' Union, United, Local No. 28.—President, Coleman Casey; Financial Secretary, E. Regnery, Skidegate, B.C.

Smithers

Government Employees' Association, B.C. — President, L. J. Cox; Secretary, A. E. Davis, Box 788, Smithers, B.C.

Locomotive Engineers, Brotherhood of, Babine Division, Local No. 111.—President, T. Britton; Recording Secretary, C. H. Duke, Box 132, Smithers, B.C.

Maintenance-of-way Employees, Canadian National System Federation, Brotherhood of, Local No. 340. — President, J. Hargreaves; Recording Secretary, J. E. Williams, Quick, B.C.

Railway Carmen of America, Brotherhood of, Bulkley Lodge, Local No. 1415.—President, W. Davis; Recording Secretary, W. E. Jackson, Box 273, Smithers, B.C.

Railway Employees and Other Transport Workers, Canadian Brotherhood of, Local No. 93.—Recording Secretary, P. B. Emerson, Box 247, Smithers, B.C.

Teachers' Federation, B.C. — Secretary-Treasurer, Miss Jane Lee, Box 553, Smithers, B.C.

Sointula

Fishermen and Allied Workers' Union, United, Local No. 26.—President, Wayne Patterson; Recording Secretary, Philip Hilton, Sointula, B.C.

Sooke

School Board Employees, Sooke, Local No. 459.—President, J. Zalenko; Recording Secretary, F. Stones, General Delivery, Sooke, B.C.

SOUTH BURNABY

Automobile, Aircraft, and Implement Workers of America, United, Local No. 432.—President, A. Blackburn; Recording Secretary, R. W. Fakeley; 2315 Frederick Avenue, South Burnaby, B.C.

Locomotive Firemen and Enginemen, Brotherhood of, Local No. 656.—President, B. D. Mortimer; Recording Secretary, M. Geluch, 4230 Price Crescent, South Burnaby, B.C.

Teachers' Federation, B.C. — Shop Secretary-Treasurer, R. C. Hill, 3055 Empress Avenue, South Burnaby, B.C.

Teachers' Federation, Local No. 221.—Secretary-Treasurer, Miss R. Utendale, 2060 Balmoral Street, South Burnaby, B.C.

Teachers' Federation, Local No. 20.—Secretary-Treasurer, Mrs. Joan Palmer, 1274 Burris Street, South Burnaby, B.C.

SOUTH HAZELTON

Teachers' Federation.—Secretary-Treasurer, E. McKeogh, South Hazelton, B.C.

SOUTH SLOCAN

Teachers' Federation, B.C., Local No. 36. — Secretary-Treasurer, H. Dahlquist, South Slocan, B.C.

SQUAMISH

Locomotive Firemen and Enginemen, Brotherhood of, Local No. 972.—President, E. A. Patenaude; Recording Secretary, H. Hodsmyth, Squamish, B.C.

Maintenance-of-way Employees, Brotherhood of, Local No. 215.—President, G. Confortin; Financial Secretary, G. M. Comber, Squamish, B.C.

Railroad Trainmen, Brotherhood of, Local No. 1080.—President, H. Butterworth; Recording Secretary, J. E. Leech, Squamish, B.C.

Railway Carmen of America, Brotherhood, Local No. 1419.—President, John Huron; Recording Secretary, Alexander Fraser, Squamish, B.C.

Teachers' Federation, B.C. — Secretary-Treasurer, Mrs. Ruther Turbay, Squamish, B.C.

STEWART

Teachers' Federation, B.C.—President, Miss E. Jacobsen, Stewart, B.C.

SUMMERLAND

Civil Servants of Canada, Amalgamated.—President, Harold Burdon; Recording Secretary, J. M. McDougald, Experimental Farm, Summerland, B.C.

TERRACE

Government Employees' Association.—President, J. D. Williams, Box 23, Terrace, B.C.

TRAIL

Civic Workers' Union, Trail and District, Local No. 343.—President, A. Burton; Recording Secretary, C. Unilowsky, Room 2, 910 Portland Street, Trail, B.C.

Fire Fighters, International Association of, Local No. 871, Tadanac.—President, Dallis L. Woodburn; Recording Secretary, R. Houndle, 2025 Fifth Avenue, Trail, B.C.

Fire Fighters, International Association of, Local No. 941.—President, Cyril J. Paul; Recording Secretary, Charles N. Bogyo, 2198 Third Avenue, Trail, B.C.

Letter Carriers, Federated Association of, Local No. 76.—President, E. Harris; Recording Secretary, S. T. Spooner, 2017 Second Avenue, Trail, B.C.

Mine, Mill and Smelter Workers, International Union of, Local No. 480.—President, A. King; Financial Secretary, R. Morandini, 910 Portland Street, Trail, B.C.

Postal Employees Association, Canadian, Trail Branch.—President, Don D. Weis; Recording Secretary, I. W. Wishlaw, Trail, B.C.

Teachers' Federation, B.C. — Secretary-Treasurer, Mrs. Bernie Fletcher, 1900 Oak Street, Trail, B.C.

TULSEQUAH

Mine, Mill and Smelter Workers, International Union of, Local No. 858.—President, P. Appleby; Financial Secretary, O. Nukka, Tulsequah, B.C.

UCLUELET

Teachers' Federation, B.C. — Secretary-Treasurer, Miss V. M. Nanson, Box 142, Ucluelet, B.C.

VANANDA

Mine, Mill and Smelter Workers, International Union of, Local No. 816.—Financial Secretary, J. K. Johnson, Vananda, B.C.

VANCOUVER

Administrators' Association, Vancouver School, Local No. 59.—Secretary-Treasurer, A. A. Hards, 4643 Puget Drive, Vancouver 8, B.C.

Airline Dispatchers' Association, Canadian, Local No. 1.—President, G. Stuart; Recording Secretary, W. J. Sheffield, 38 Ecker Drive, Toronto 14, Ont.

Airline Flight Attendants' Association, Canadian.—President, Art Bolton; Recording Secretary, Miss E. B. Campbell, 91 St. Josephs Boulevard, Apt. 30, Dorval, B.C.

Airline Navigators' Association, Canadian. — President, D. A. Evans; Recording Secretary, D. Cliffe, 4021 West Twenty-ninth Avenue, Vancouver 8, B.C.

Bakery and Confectionery Workers, International Union of America, Local No. 468.—President, William Martin; Recording Secretary, Douglas Urquhart, 3086 West Fourteenth Avenue, Vancouver, B.C.

Bakery Salesmen's Union, Local No. 189.—President, S. Purdy; Recording Secretary, C. Wooding, 364 East Twenty-fourth Avenue, Vancouver, B.C.

Barbers', Hairdressers', Journeymen, Cosmetologists', and Proprietors' International Union of America, Local No. 120.—President, Arthur Johnson; Recording Secretary, J. L. Condy, 1336 Kingsway, Vancouver, B.C.

Beverage Dispensers' Union, Local No. 676.—President, Harold D. Courson; Representative, Robert G. Beddome, 440 West Pender Street, Vancouver, B.C.

Boilermakers, Iron Ship Builders, Blacksmiths, Forgers and Helpers, International Brotherhood of, Local No. 194.—President, William J. Johnson; Recording Secretary, Francis J. Nicholson, 1880 McBride Avenue, South Burnaby, B.C.

Boilermakers, Iron Ship Builders, Blacksmiths, Forgers and Helpers, International Brotherhood of, Local No. 359.—President, Jas. Downie; Financial Secretary, M. H. Downie, 136 West Fifth Street, North Vancouver, B.C.

Bookbinders, International Brotherhood of, Local No. 105.—President, John Gray; Recording Secretary, P. Dahl, 2046 Pendrell Street, Vancouver, B.C.

Boot and Shoe Workers' Union, Local No. 505.—President, John Turner; Recording Secretary, James P. Roddy, 2771 East Forty-eighth Avenue, Vancouver 16, B.C.

Brewery Workers' Union, Local No. 300. — President, R. J. Clader; Recording Secretary, J. R. Humphreys, 2460 West Twelfth Avenue, Vancouver, B.C.

Bricklayers' and Masons' International Union, Local No. 1.—President, J. S. Baker; Recording Secretary, J. Geddes, 1342 East Twenty-eighth Avenue, Vancouver, B.C.

Bridge, Structural and Ornamental Ironworkers, International Association of, Local No. 97. — President, Robert Knox; Recording Secretary, Lincoln Rutherford, 2461 East Twenty-seventh Avenue, Vancouver, B.C.

Bridge, Structural and Ornamental Iron Workers, Shopmen's International Association of, Local No. 712.—President, Steven Jurick; Recording Secretary, John McStay, 339 East Twentieth Ave., Vancouver, B.C.

Broadcast Employees and Technicians, National Association of, Local No. 73.—President, J. S. Laurie, 881 Sinclair Street, West Vancouver, B.C.

Brush Workers' Federal Union, Vancouver, Local No. 564.—President, L. J. Smith; Recording Secretary, F. H. Allan, 2615 East Twentieth Avenue, Vancouver, B.C.

Building Service Employees' International Union, Local No. 244.—President, Vic Galbraith; Recording Secretary, Ben A. R. Morley, 2833 McGill Street, Vancouver, B.C.

Carpenters and Joiners of America, United Brotherhood of, Local No. 452.—President, W. Page; Financial Secretary, P. J. Deplissey, 2137 Dunblane Avenue, South Burnaby, B.C.

Carpenters and Joiners of America, United Brotherhood of, Local No. 1928.—President, Clifford L. Bengough; Recording Secretary, Kenneth Bampton, 356 West Fifteenth Avenue, Vancouver, B.C.

Chemical Workers' Union, International, Local No. 511. —President, George Connolly; Recording Secretary, George Hygh, 4007 Dunbar Street, Vancouver, B.C.

Chemical Workers' Union, International, Local No. 546. —President, J. P. McGellegatt; Recording Secretary, G. Rae, 403 East Hastings Street, Vancouver, B.C.

City Hall Employees' Association, Local No. 15.—President, Oliver King; Recording Secretary, T. H. Lewis, Suite 202, 3819 Cambie Street, Vancouver, B.C.

Civic Employees' Union, Outside Workers, Vancouver.—President, Bruce McKinnon; Recording Secretary, Jack Phillips, 339 West Pender St., Vancouver, B.C.

Civic Employees' Federal Union, Vancouver, Local No. 407.—President, Denis Cronin; Recording Secretary, W. G. Gauld, Room 200, 307 West Broadway, Vancouver, B.C.

Civil Servants of Canada, Amalgamated, Vancouver Local Council.—President, H. Goebel; Financial Secretary, Miss C. Hall, 556 Granville St., Vancouver B.C.

Clothing Workers of America, Amalgamated, Journeymen Tailors, Local No. 178.—President, Frank W. Armstrong; Financial Secretary, George Cole, 620, 193 East Hastings Street, Vancouver 4, B.C.

Club, Cabaret, Construction Camp, Culinary and Service Employees' Union, Local No. 740.—President, William McDermont; Recording Secretary, Hilda Martin, 1143 East Twenty-eighth Avenue, Vancouver 4, B.C.

Communications Association, Canadian, Local No. 4.—Vice-President, R. E. Bustin; Financial Secretary, Gerald L. Gordon, 2146 York Street, Vancouver, B.C.

Construction Workers, United, Local No. 204, Division of District 50, United Mine Workers of America.—President, J. P. Lucas; Recording Secretary, William Sissons, 876 Westminster Highway, Lulu Island, B.C.

Construction and General Labourers, No. 602.—President, L. Smillie; Financial Secretary, C. H. Savage, 307 West Broadway, Vancouver, B.C.

Converters, Vancouver, Local No. 433.—President, A. K. Stelp; Recording Secretary, Margaret Carter, Suite 1, 525 West Pender Street, Vancouver 2, B.C.

Counsellors' Association, B.C.—Secretary-Treasurer, Mrs. J. A. Findlay, 2376 West Forty-third Avenue, Vancouver 13, B.C.

Distillery, Rectifying, Wine and Allied Workers' International Union of America, Local No. 92.—President, Raymond Lawton; Recording Secretary, Miss Lois W. Tinderland, 2997 Parker Street, Vancouver, B.C.

Distillery, Rectifying and Wine Workers' International Union of America, Local No. 153.—President, Neil MacPherson; Financial Secretary, Wilfred J. Tremblay, 176 East Twenty-eighth Avenue, Vancouver, B.C.

Electrical Workers, International Brotherhood of, Local No. 213.—President, J. Waplington; Recording Secretary, W. Daley, 1055 Victoria Drive, Vancouver, B.C.

Enamel Workers' Federal Union, Vancouver, Local No. 291.—President, John Zaleski; Recording Secretary, Joseph Mzxymow, 816 Victoria Drive, Vancouver 6, B.C.

Engineers, International Union of, Operating, Local No. 115.—President, C. H. Wren; Recording Secretary, R. R. Malange, 5804 Fraser Street, Vancouver, B.C.

Engineers, International Union of, Operating, Local No. 882.—President, R. Berger; Recording Secretary, H. Cain, 111 Dunsmuir Street, Vancouver 3, B.C.

Engineers, International Union of, Operating, Local No. 963.—Recording Secretary, George Zailo, 380 East Fifteenth Avenue, Vancouver 10, B.C.

Federal Union, Municipal Foremen, Vancouver and District, Local No. 349.—President, W. Briggs; Recording Secretary, L. T. Emmery, 332 East Sixtieth Avenue, Vancouver, B.C.

Federal Union, University of British Columbia, Local No. 116.—President, F. C. Colburn; Secretary, A. Leathem, 518 East Eighth Street, North Vancouver, B.C.

Film Exchange Employees, Local No. B-71.—President, M. Proudlock; Financial Secretary, G. Hislop, 1211 Leroi Street, Vancouver, B.C.

Fire Fighters, International Association of, Local No. 18. —President, Hector Wright; Recording Secretary, Frank Bain, 4559 Belmont Avenue, Vancouver, B.C.

Fire Fighters, British Columbia University Area, Local No. 901.—President, R. W. Rowland; Recording Secretary, W. R. Darlington, 2 Acadia Circle, Vancouver 8, B.C.

Firemen and Oilers, International Brotherhood of, Local No. 289.—President, Dan Bratko; Recording Secretary, James E. Gairburn, 3520 Pioneer Avenue, South Burnaby 1, B.C.

First Aid Attendants', The Industrial, Association of B.C. —President, Mrs. E. M. McCallum; Secretary, H. W. Mahler, 130 West Hastings Street, Vancouver 3, B.C.

Fishermen and Allied Workers' Union, United (Headquarters). — Secretary - Treasurer, Homer Stevens, 138 East Cordova Street, Vancouver, B.C.

Floorlayers' Local, Local No. 1541.—President, O. Soderman; Recording Secretary, R. V. Nash, 2803 East Eighteenth Avenue, Vancouver, B.C.

Food Products Employees' Association; Kelly-Douglas, Nabob. — President, George Tuson; Secretary, Miss Joyce Roop, c/o Kelly Douglas, 3700 Kingsway, Vancouver, B.C.

Garment Workers of America, United, Local No. 190.—President, Mrs. Irene Stinson; Recording Secretary, Walter W. Shaw, 3435 West Sixth Avenue, Vancouver, B.C.

Garment Workers of America, United, Local No. 232.—President, Phillis M. Fannus; Recording Secretary, Dianne Prost, 4035 East First Avenue, North Burnaby, B.C.

Garment Workers' Union, International Ladies', Local No. 276.—President, Edward Thomas; Recording Secretary, James Kendall, 3441 Price Street, Vancouver 16, B.C.

Garment Workers' Union, International Ladies', Local No. 287.—President, Sydney Clarkson, Recording Secretary, Raymond Boutin, 753 East Twentieth Avenue, Vancouver 10, B.C.

General Workers' Union, Mainland, Local No. 307.—Recording Secretary, Miss Freda Haskin, 501 Vancouver Block, Vancouver 2, B.C.

Gillnetters' Association, B.C.—President, H. Lee; Financial Secretary, F. Rolley, Whonock, B.C.

Glaziers' and Glassworkers' Local No. 1527.—President, Frank N. Cave; Recording Secretary, William C. Norton, 5850 Cree Street, Vancouver, B.C.

Glove Workers' Federal Union, Vancouver, Local No. 582.—President, David Morgan; Recording Secretary, Dorothy Mason, 361 West Seventeenth Avenue, Vancouver, B.C.

Government Employees' Association, B.C. — President, C. C. Stuart; Executive Secretary, E. P. Fox, No. 8, 407 West Hastings Street, Vancouver 3, B.C.

Government Employees' Association, B.C.—President, Joseph F. Christian; General Secretary, E. P. O'Connor, 902 Helmcken Street, Vancouver 1, B.C.

Grain Workers' Union, Local No. 333.—President, J. D. Newell; Recording Secretary, G. H. Frank, 3482 Normandy Drive, Vancouver, B.C.

Granite Cutters' International Association of America.—President, Allan Forbes; Financial Secretary, Allan Forbes, 712 East Sixty-second Avenue, Vancouver, B.C.

Heat and Frost Insulators and Asbestos Workers, International Association of, Local No. 118.—President, George Banner; Recording Secretary, D. McElrea, 4402 Kaslo Street, Vancouver, B.C.

Hospital Employees' Federal Union, Local No. 180.—President, H. Garden; Recording Secretary, Alex Paterson, 2274 East Sixteenth Avenue, Vancouver, B.C.

Hospital Employees' Organization (St. Paul's.)—Secretary-Treasurer, Albert J. Coady, 3937 West Twenty-ninth Avenue, Vancouver, B.C.

Hotel and Restaurant Employees' and Bartenders' International Union, Local No. 28.—President, T. C. Newton; Recording Secretary, Mrs. C. Waddell, Room 406, 402 West Pender Street, Vancouver, B.C.

Jewelry Workers' Union, International, Local No. 42.—President, G. Amos; Recording Secretary, George H. Brown, 1608 West Fifty-seventh Avenue, Vancouver, B.C.

Jewelry Workers' and Watchmakers' International Union, Local No. 57.—President, Dorse McTaggart; Recording Secretary, Alexander Marshall, 1765 West Tenth Avenue, Vancouver, B.C.

Lathers' International Union, Wood, Wire and Metal, Local No. 207.—President, A. Fontaine; Recording Secretary, Walter Dow, 825 Delta Avenue, North Burnaby, B.C.

Laundry and Dry Cleaners' Salesmen's Association, Vancouver District, Local No. 1.—President, Colin Fleming, 352 East Sixth Street, North Vancouver, B.C.; Recording Secretary, Walter Dafoe, 220 Stirling Avenue, Vancouver 14, B.C.

Laundry and Dry Cleaners, Vancouver and District, Locals Nos. 1 and 2.—President, C. Fleming, 352 East Sixth Street, North Vancouver, B.C.; Recording Secretary, W. Dafoe, 220 Stirling Avenue, Vancouver, B.C.

Laundry Workers' International Union, Local No. 292.—President, Agnes Thomson; Financial Secretary, J. H. Irving, 7660 Archibald, R.R. 15, New Westminster, B.C.

Letter Carriers, Federated Association of, Branch 12.—President, J. D. Shrimpton; Recording Secretary, F. Anselmo, 1009 East Fourteenth Avenue, Vancouver 10, B.C.

Library Staff Association, Vancouver Public, Local No. 391.—President, Miss Betty Kinnear; Recording Secretary, Mrs. E. Bligh, Business and Economics Division, Vancouver Public Library, Main and Hastings, Vancouver, B.C.

Lithographers of America, Amalgamated, Local No. 44.—President, Earl Kinney; Recording Secretary, Albert N. Larochelle, 5363 Clarendon Street, Vancouver, B.C.

Locomotive Engineers, Brotherhood of, Local No. 907.—President, T. G. Murphy; Financial Secretary, R. S. Smith, 2614 East Third Avenue, Vancouver 12, B.C.

Locomotive Firemen and Enginemen, Brotherhood of, Local No. 939.—President, John Livingstone; Recording Secretary, Leonard J. Sallows, 4947 Elgin Street, Vancouver, B.C.

Locomotive Engineers, Brotherhood of, Local No. 320.—President, A. A. Robertson; Secretary-Treasurer, S. F. Laycock, Box 204, Squamish, B.C.

Longshoremen's and Warehousemen's Union, International, Local No. 501.—President, Watson Jones; Recording Secretary, W. J. Desmarais, 6250 Douglas Rd., North Burnaby, B.C.

Longshoremen's and Warehousemen's Union, International, Local No. 507.—President, C. McKendrick; Recording Secretary, J. Urquhart, 792 Powell Street, Vancouver, B.C.

Lumber Inspection Union, B.C. Division, Local No. 1.—President, B. G. Lane; Recording Secretary, E. E. Smith, 7855 Fraser Street, Vancouver 15, B.C.

Longshoremen's and Warehousemen's Union, Local No. 509.—President, Alfred J. Duncan; Recording Secretary, Hugh Gillies, R.R. 1, Burns Road, Port Coquitlam, B.C.

Longshoremen's and Warehousemen's Union, International, Local No. 510.—President, Thomas P. Mayes; Recording Secretary, J. B. Browne, 3677 West Nineteenth Avenue, Vancouver, B.C.

Machinists, International Association of, Local No. 182.—President, L. Thomas; Recording Secretary, W. M. Mitchell, 2038 William Street, Vancouver 6, B.C.

Machinists, International Association of, Local No. 692.—President, L. White; Recording Secretary, H. Fishman, 4862 Ridgelawn Drive, North Burnaby, B.C.

Machinists, International Association of, Canadian Airways Lodge, Local No. 764.—President, M. R. Waling; Recording Secretary, G. O. Stock, 316 Sixth Avenue, New Westminster, B.C.

Machinists, International Association of, Sea Air Lodge, Local No. 876.—President, K. R. Spratt; Recording Secretary, John Smith, 4567 Blenheim Street, Vancouver 8, B.C.

Machinists, International Association of, B.C. Workers, Local No. 1857.—President, Walter Penny; Financial Secretary, L. W. Burkinshaw, 2185 West Thirteenth Avenue, Vancouver 9, B.C.

Mailers' Union, Vancouver, Local No. 70.—President, W. E. Campbell; Recording Secretary-Treasurer, D. R. Durno, 4323 Valley Drive, Vancouver, B.C.

Maintenance-of-way Employees, Brotherhood of, Local No. 167.—President, J. H. Krimmer; Financial Secretary, P. J. Doyle, 2638 West Twenty-first Avenue, Vancouver, B.C.

Marine Checkers' and Weighers' Association, International Longshoremen's and Warehousemen's Union, Local No. 506.—President, Geo. Fitzgerald; Financial Secretary, A. G. Smith, 878 East Hastings Street, Vancouver 4, B.C.

Marble Polishers, Rubbers and Cutters, International Association of, Local No. 179.—President, W. A. McDonald; Recording Secretary, John Steel, 1307 East Eighth Avenue, Vancouver, B.C.

Marine Engineers, National Association of, Council No. 7.—President, R. Greaves; Recording Secretary, H. B. McKie, 319 West Pender Street, Vancouver, B.C.

Marine Workers' and Boilermakers' Industrial Union, Local No. 1.—President, Samuel Jenkins; Financial Secretary, William Stewart, 815 Tobruk Street, North Vancouver, B.C.

Meat Cutters and Butcher Workmen of North America, Amalgamated, Local No. 197.—President, Tom Winter; Representative, T. B. Buchanan, Room 203, 307 West Broadway, Vancouver, B.C.

Meat Cutters and Butcher Workmen of North America, Amalgamated, Local No. 212. — President, Albert Thomas; Recording Secretary, Michael Stephens, 1323 Willingdon Avenue, Vancouver, B.C.

Meat Cutters and Butcher Workmen of North America, Amalgamated, Local No. 505.—President, N. R. James; Recording Secretary, L. W. Beaudreault, 5680 Clarendon Street, Vancouver 16, B.C.

Meat Cutters and Butcher Workmen of North America, Amalgamated, Local No. 510. — President, Harvey Clarke; Representative, T. B. Buchanan, 3482 West Sixth Avenue, Vancouver, B.C.

Merchant Service Guild, Inc., Canadian.—President, Capt. Harry Roach, 193 East Hastings Street, Vancouver 4, B.C.; General Secretary, G. F. Bullock, 193 East Hastings Street, Vancouver 4, B.C.

Mine, Mill and Smelter Workers, International Union of, Local No. 289.—President, J. Stehr; Financial Secretary, C. G. Woods, 2414 Main Street, Vancouver, B.C.

Milk Salesdrivers' and Dairy Employees' Union, Local No. 464.—President, George Waithe; Financial Secretary, John Brown, 1054 East Fifty-sixth Avenue, Vancouver 15, B.C.

Molders' and Foundry Workers' Union, International, Local No. 281.—President, R. S. Wilson; Recording Secretary, G. Annand, 2681 East Georgia Street, Vancouver, B.C.

Musicians' Mutual Protective Union, American Federation of Musicians, Local No. 145.—President, Claude Hill; Recording Secretary, George Leach, 315, 402 West Pender Street, Vancouver 3, B.C.

Native Brotherhood of British Columbia (Fraternal).—President, Robert P. Clifton; Recording Secretary, George N. Wilson, Bella Bella, B.C.

Newspaper Guild, Vancouver, Local No. 1.—President, C. Crombie; Recording Secretary, Miss Allison Gentleman, 2545 Lonsdale Avenue, North Vancouver, B.C.

Newspaper Guild, Vancouver, Local No. 2.—President, Sid Sheard; Recording Secretary, Georgia Lane, 1128 West Georgia Street, Vancouver, B.C.

Newspaper Guild, Vancouver, Local No. 207.—President, Ken McConnell; Recording Secretary, R. M. Shaw, 2136 West Forty-eighth Avenue, Vancouver, B.C.

Newspaper Pressmen, Vancouver, Local No. 25.—President, S. S. Muir; Financial Secretary, V. Griffiths, 2614 West Ottawa Avenue, Vancouver, B.C.

Nurses' Association of B.C., Registered, Local No. 548.—President, Miss A. Creasor; Secretary, A. L. Wright, R.N., 2524 Cypress Street, Vancouver, B.C.

Office and Professional Workers' Organizing Committee, Local No. 8.—President, Mrs. Pearl E. Hawley; Financial Secretary, Miss Cecile Dickjong, c/o Room 4, 45 Kingsway, Vancouver 10, B.C.

Office Employees' International Union, Local No. 15.—President, Mrs. Myrna Holmes; Recording Secretary, Vera Kohmer, 1266 West Thirteenth Avenue, Vancouver 9, B.C.

Office Employees' Association, Film Exchange, Local No. F-71.—President, Henry Heck; Recording Secretary, R. Isman, c/o M.G.M. Pictures of Canada Ltd., 2188 West Twelfth Avenue, Vancouver 9, B.C.

Office Employees' Association, B.C. Electric, Employees' International Union, Local No. 378.—President, W. A. Lowe; Recording Secretary, Mrs. K. Impey, B.C. Electric Office Employees' Association, Social Club, 425 Carrall Street, Vancouver 4, B.C.

Oil, Chemical and Atomic Workers' International Union, Local No. 16-606.—President, S. Sawchuk; Recording Secretary, D. Horley, 3532 Cambridge Street, Vancouver, B.C.

Oil, Chemical and Atomic Workers' International Union, Local No. 16-601.—President, J. Warren; Financial Secretary, R. B. Burns, 4737 East Hastings Street, North Burnaby, B.C.

Packinghouse Workers of America, United, Local No. 162.—President, R. Johnson; Recording Secretary, J. Longmuir, 3727 Douglas Road, North Burnaby, B.C.

Packinghouse Workers of America, United, Local No. 249.—President, J. Collins; Recording Secretary, J. Atkinson, 3335 Windsor Street, Vancouver 10, B.C.

Packinghouse Workers of America, United, Local No. 283.—President, P. Christie; Recording Secretary, S. E. Taylor, 1146 East Sixty-first Street, Vancouver 15, B.C.

Packinghouse Workers of America, United, Local No. 341.—President, J. Lutgert; Recording Secretary, W. Cholowski, 2236 St. George Street, Vancouver 10, B.C.

Packinghouse Workers of America, United, Local No. 350.—President, J. McGuinness; Recording Secretary, B. Moran, 1241 Homer Street, Vancouver 3, B.C.

Packinghouse Workers of America, United, Local No. 445.—President, J. MacKenzie; Recording Secretary, L. Gavin, 6232 Main Street, Vancouver 15, B.C.

Packinghouse Workers of America, United, Local No. 453.—President, J. Lawrence, Recording Secretary, P. Fries, 3747 Renfrew Street, Vancouver 12, B.C.

Packinghouse Workers of America, United, Local No. 472.—President, R. Shaw; Recording Secretary, G. Bason, 836 West 27th Street, Vancouver 9, B.C.

Packinghouse Workers of America, United, Local No. 499.—President, P. McHallam; Recording Secretary, B. Wright, 918 Fourteenth Avenue, New Westminster, B.C.

Packinghouse Workers of America, United, Local No. 541.—President, W. Symington; Recording Secretary, E. Quinell, Room 3, 45 Kingsway, Vancouver 10, B.C.

Painters, Decorators and Paperhangers of America, Brotherhood of, Local No. 138.—President, J. McArthur; Recording Secretary, J. Hines, 242 Grant Street, Vancouver 6, B.C.

Paint and Varnish Workers' Union, Local No. 1550.—President, T. J. Briggs; Financial Secretary, C. V. Erickson, 85 South Sea Avenue, North Burnaby, B.C.

Pattern Makers Association of Vancouver, B.C., and vicinity.—President, J. G. Best; Recording Secretary, H. E. Oliver, 93 Abercrombie Drive, Sea Island, B.C.

Pipefitters, C.P.R. and C.N.R., Railroad, United Association of, Local No. 571.—President, J. Williams; Recording Secretary, J. Reid, 906 Fifth Street, New Westminster, B.C.

Photo Engravers', International, Union of North America, Local No. 54.—President, D. W. Lovelock; Recording Secretary, Wilmer Blenkin, 4516 Parker Street, Burnaby, B.C.

Plasterers and Cement Masons, Operative, International Association of, Local No. 779.—President, R. H. Parnell; Recording Secretary, W. E. McMynn, 490 East Broadway, Vancouver, B.C.

Plasterers and Cement Masons, Operative, International Association of, Local No. 919.—President, O. C. Paris; Recording Secretary, R. Baker, 101, 119 West Pender Street, Vancouver 3, B.C.

Plumbing and Pipefitting Industry, Journeymen and Apprentices of the, United Association, Local No. 170.—President, J. A. Dillabourgh; Recording Secretary, J. R. Barton, Room 109, 307 West Broadway, Vancouver, B.C.

Policemen, City, Federal Labour Union, Local No. 12.—President, F. F. Dougherty; Recording Secretary, Ben. Hagman, 312 Main Street, Vancouver 4, B.C.

Porters, Brotherhood of Sleeping Car.—President, F. C. Collins; Financial Secretary, E. Lawrence, 3696 East Georgia Street, Vancouver 6, B.C.

Postal Employees' Association, Canadian, Vancouver Branch.—President, W. Worton; Secretary, J. P. Doyle, 4509 West Ninth Street, Vancouver, B.C.

Printing Pressmen and Assistants' Union, Vancouver, Local No. 69.—President, R. A. Scott; Recording Secretary, L. Ainsworth, 3849 Cambridge Street, North Burnaby, B.C.

Printing Pressmen and Assistants' International Union of North America, Local No. 578.—President, L. McLeod; Recording Secretary, Glenn Braithewaite, 5610 East Georgia Street, North Burnaby, B.C.

Printing Pressmen and Assistants' International Union of North America, Local No. 598.—President, D. F. Brown; Recording Secretary, R. Bryan, 3151 East Twenty-first Avenue, Vancouver, B.C.

Pile Drivers, Bridge, Wharf and Dock Builders, Local No. 2404.—President, E. Peladeau; Recording Secretary, W. McLellan, Box 369, Vancouver 3, B.C.

Projectionists' Union, B.C., Local No. 348.—President, A. E. McManua; Recording Secretary, D. Foli, 3460 Prince Albert Street, Vancouver 10, B.C.

Pulp, Sulphite and Paper Mill Workers, International Brotherhood of, Local No. 655.—President, S. Wiltshire; Recording Secretary, L. Lockhart, 904 East Twenty-third Avenue, Vancouver, B.C.

Pursers' and Chief Stewards' Association, Vancouver, Local No. 608.—President, F. L. Lawrence; Financial Secretary, N. Davidson, 1074 West Pender Street, Vancouver, B.C.

Radio and Television Artists, Local No. 24498.—President, Mrs. S. Creighton; Recording Secretary, Mrs. J. Carter, Suite 2, 2480 Laurel Street, Vancouver 9, B.C.

Railroad Trainmen, Brotherhood of, Vancouver Lodge, Local No. 144.—President, W. E. Tompkins; Recording Secretary, W. R. Wright, 3603 Franklin Street, Vancouver 6, B.C.

Railway Employees and Other Transport Workers, Local No. 221.—President, C. S. Davies; Recording Secretary, G. E. Palmer, P.O. Box 964, Vancouver, B.C.

Railroad Trainmen, Brotherhood of, Lions' Gate Lodge, Local No. 987.—President, W. L. Dufton; Recording Secretary, William Basil, Suite 200, 1298 West Tenth Avenue, Vancouver 9, B.C.

Railroad Trainmen, Brotherhood of, Local No. 1040.—President, J. W. Tessley; Recording Secretary, W. F. Doyle, 2915 Waterloo Street, Vancouver 8, B.C.

Railway and Steamship Clerks, Freight Handlers, Express and Station Employees, Brotherhood, of, Local No. 404.—President, C. H. Ruffell; Recording Secretary, A. E. Lawton, 1140 West Keith Road, North Vancouver, B.C.

Railway and Steamship Clerks, Freight Handlers, Express and Station Employees, Brotherhood, of, Local No. 526.—President, A. R. Davie; Recording Secretary, J. H. Vallance, 4497 Quebec Street, Vancouver 10, B.C.

Railway and Steamship Clerks, Freight Handlers, Express and Station Employees, Brotherhood, of, Local No. 630.—President, A. Richardson; Recording Secretary, L. M. Zacharias, 4464 Forest Street, South Burnaby, B.C.

Railway and Steamship Clerks, Brotherhood of, Local No. 1241.—President, Ivor Williams; Recording Secretary, Fred Palmer, 3869 Union Street, North Burnaby, B.C.

Railway and Steamship Clerks, Freight Handlers, Express and Station Employees, Vandee Lodge, Local No. 1321.—President, D. R. Ross; Recording Secretary, Walter Turner, 3900 Heather Street, Vancouver, B.C.

Railway and Steamship Clerks, Brotherhood of, Local No. 1370.—President, G. J. Webster; Recording Secretary, A. A. Bicknell, 1245 East Sixty-second Avenue, Vancouver, B.C.

Railway and Steamship Clerks, Freight Handlers, Express and Station Employees, Brotherhood, of, Local No. 2315.—President, D. H. Cameron; Recording Secretary, J. E. Battye, 525 East Sixtieth Avenue, Vancouver 15, B.C.

Railway and Steamship Clerks, Freight Handlers, Express and Station Employees, Brotherhood, of, Local No. 2334.—President, F. A. Yearly; Recording Secretary, J. H. Orr, 606 East Sixtieth Avenue, Vancouver 15, B.C.

Railway and Steamship Clerks, Freight Handlers, Express and Station Employees, Brotherhood of, Local No. 3016.—President, W. A. McKinnon; Recording Secretary, Mrs. G. R. Dore, 804 Lansdowne Road, Lulu Island, Vancouver 14, B.C.

Railway Carmen of America, Brotherhood of, Local No. 58.—President, A. Marchant; Recording Secretary, H. Holmes, 2510 West Twenty-first Avenue, Vancouver 8, B.C.

Railway Carmen of America, Brotherhood of, Local No. 773.—President, L. Love; Financial Secretary, D. E. Fourn, 3304 Nanaimo Street, Vancouver, B.C.

Railway Conductors and Brakemen, Order of, Local No. 267.—President, D. Fearn; Representative, E. H. Bice, 1963 McNicoll Street, Vancouver 9, B.C.

Railway Employees, Canadian Brotherhood of, Local No. 59.—President, Fred Quakenbush; Recording Secretary, Bill Schlamp, 3228 Napier Street, Vancouver, B.C.

Railway Employees, Canadian Brotherhood of, Local No. 162.—President, H. H. Dickson; Recording Secretary, F. H. Killick, 3728 West Thirty-seventh Avenue, Vancouver, B.C.

Railway Employees and Other Transport Workers, Canadian Brotherhood of, Local No. 275.—President, George Dale; Recording Secretary, Ernest Hughes, 145 South MacDonald Avenue, North Burnaby, B.C.

Railway Mail Clerks' Vancouver Association.—President, H. A. Wobick; Recording Secretary, R. H. Busch, 4660 Arbor Street, South Burnaby, B.C

Railwaymen, Canadian Association of, Local No. 74.—President, Zenon David; Recording Secretary, D. B. Roberts, 216 Avenue Building, Winnipeg, Man.

Railwaymen of Hanna, Alberta, Canadian Association of, Local No. 29.—Recording Secreary, Alex Stoughton, 1169 Comox Street, Vancouver 5, B.C.

Retail, Wholesale and Department Store Union, Local No. 535.—President, J. F. Mason; Recording Secretary, Miss L. J. McIntosh, Room 2, 49 West Hastings Street, Vancouver, B.C.

Retail, Wholesale and Department Store Union, Local No. 580.—President, R. C Haynes; Recording Secretary, V. Sanford, Room 2, 49 West Hastings St., Vancouver, B.C.

Retail Food and Drug Clerks' Union (formerly Retail Grocery and Food Clerks' Union), Local No. 1518.—President, A. McDonald; Financial Secretary, D. A. Wade, Room 205, 307 West Broadway, Vancouver, B.C.

Refrigeration Workers' Union, Local No. 516.—President, D. D. Forrester; Recording Secretary, J. Wesley, 1766 Fourth Avenue, West Vancouver, B.C.

Seamen's Union, West Coast (Canada), Local No. 1.—President, J. S. Thomson; Recording Secretary, J. M. Smith, 2796 Eton Street, Vancouver, B.C

Sewerage and Drainage Board Employees' Union, Greater Vancouver and Vancouver, Local No. 393.—President, G. Forsythe; Recording Secretary, G. E. Patton, 4925 Earles Road, Vancouver, BC.

School Service Employees' Association, Vancouver, Local No. 20.—President, W. J. Brock; Recording Secretary, Mrs. E. C. Begg, 5246 Rhodes Street, Vancouver 16, B.C.

Sheet Metal Workers' International Association, Local No. 280.—President, E. Fenton; Recording Secretary, R. Danbert, 1133 West Windsor Road, North Vancouver, B.C.

Sheet Metal Workers' International Association, Local No. 314.—President, L. W. Phillips; Recording Secretary, T. R. Owen, 920 East Fifty-fifth Ave., Vancouver, B.C.

Shingle Weavers, chartered by United Brotherhood of Carpenters and Joiners of America, Local No. 2802.—President, J. C. Thirwell; Recording Secretary, J. E. Hird, 1524 West Sixty-fifth Avenue, Vancouver 14, B.C.

Shipwrights, Boat-Builders, Joiners and Caulkers, United Brotherhood of Carpenters and Joiners, Local No. 506.—President, J. Bayer; Recording Secretary, P. Perehenski, 548 West Twenty-fourth Street, North Vancouver, B.C.

Sign and Pictorial Painters, Local No. 726.—President, William McNey; Recording Secretary, J. A. Middleton, 6339 Kitchener Street, North Burnaby, B.C.

Stereotypers' and Electrotypers' Union, International, Local No. 88.—President, R. N. Myles; Financial Secretary, G. R. Prouton, 4311 Albert Street, North Burnaby, B.C.

Steelworkers of America, United, Local No. 2655.—President, K. Woods; Secretary, J. Thomas, 33 East Broadway, Vancouver 10, B.C.

Steelworkers of America, United, Local No. 2821.—President, W. Lamont; Secretary, A. Whittaker, 33 East Broadway, Vancouver 10, B.C.

Steelworkers of America, United, Local No. 2952.—President, T. H. Richardson; Secretary, C. Derdak, 33 East Broadway, Vancouver 10, B.C.

Steelworkers of America, United, Local No. 3253.—President, S. Sykes; Secretary, W. Tommila, 33 East Broadway, Vancouver 10, B.C.

Steelworkers of America, United, Local No. 3302.—President, C. Norrie; Secretary, F. Horton, 33 East Broadway, Vancouver 10, B.C.

Steelworkers of America, United, Local No. 3376.—President, G. Geiger; Recording Secretary, L. Magda, 33 East Broadway, Vancouver 10, B.C.

Steelworkers of America, United, Local No. 3452.—President, D. Jones; Secretary, R. L. Symons, 33 East Broadway, Vancouver 10, B.C.

Steelworkers of America, United, Local No. 3495.—President, A. P. LeDoux; Secretary, E. McKenzie, 33 East Broadway, Vancouver 10, B.C.

Steelworkers of America, United, Local No. 3546.—President, E. A. Stitchell; Secretary, G. Smith, 33 East Broadway, Vancouver 10, B.C.

Steelworkers of America, United, Local No. 3910.—President, J. Kinnear; Secretary, G. Smith; 33 East Broadway, Vancouver 10, B.C.

Steelworkers of America, United, Local No. 3229.—President, J. Laughton, 33 East Broadway, Vancouver 10, B.C.

Street, Electric Railway and Motor-coach Employees of America, Amalgamated Association of, Local No. 101.—President, S. E. Wilcox; Recording Secretary, Charles Stewart, 2605 East Twenty-third Avenue, Vancouver, B.C.

Stone Cutters' Association of North America, Journeymen.—President, Harry H. Dahlbeck; Recording Secretary, Frank Hall, 2148 Randolph Avenue, South Burnaby, B.C.

Sugar Workers, Industrial Union of, Local No. 517.—President, Frank Rains; Recording Secretary, O. Plumbley, Room 2, 49 West Hastings Street, Vancouver, B.C.

Supervisors' Association, Vancouver School, Local No. 10.—Secretary-Treasurer, John Lidstone, 1379 Devonshire Crescent, Vancouver, B.C.

Switchmen's Union of North America, Local No. 111.—President, L. A. Munday; Financial Secretary, F. E. Barlow, 2304 West Fifteenth Avenue, Vancouver, B.C.

Taxi Cab, Stage, Bus Drivers and Dispatchers, Local No. 151.—President, Albert Blais; Recording Secretary, C. E. Youngs, 490 East Broadway, Vancouver 10, B.C.

Teachers' Association (Vancouver Secondary), Local No. 709.—Secretary-Treasurer, William Alsbury, 2772 East Fifth Avenue, Vancouver 13, B.C.

Teachers' Association (Vancouver Elementary), Local No. 888.—Secretary-Treasurer, L. C. Curtis, 2005 West Forty-fifth Avenue, Vancouver 13, B.C.

Teachers' Federation, B.C. — President, J. Phillipson; Financial Secretary, W. A. Wilander, 4027 West Thirty-seventh Avenue, Vancouver 13, B.C.

Teamsters, Chauffeurs, Warehousemen, Helpers (Miscellaneous Workers of America), International Brotherhood of, Local No. 351.—President, J. E. Dewar; Recording Secretary, C. E. Youngs, 42 East Thirty-ninth Avenue, Vancouver, B.C.

Terrazzo Mechanics, Local No. 4.—President, F. Austin; Recording Secretary, N. A. Ferrero; 10080 Trans-Canada Highway, North Surrey, B.C.

Textiles Union, Vancouver, Local No. 12.—President, Grace Cheyne; Financial Secretary, Annie Armstrong, 3535 Vimy Crescent, Vancouver, B.C.

Textile Workers' Industrial Union of British Columbia, Local No. 221.—President, Frank Jaszai; Secretary-Treasurer, W. Skurjat, 4275 Lynn Valley Road, North Vancouver, B.C.

Theatre Employees Union, Local No. B-72.—President, John R. Foster; Recording Secretary, Anne McLeod, 1535 Vine Street, Vancouver 9, B.C.

Theatrical and Stage Employees and Motion Picture Machine Operators, International Alliance of, Local No. 118.—President, R. Martin; Recording Secretary, F. P. Chamberlain, 4614 Linwood Street, South Burnaby, B.C.

Tile Setters' Union, Local No. 3.—President, T. Anderson; Representative, D. P. Ewan, 4116 Dominion Street, North Burnaby, B.C.

Tile Setters' Helpers' Union, Local No. 78.—President, C. Campbell; Recording Secretary, J. Kotylak, 1096 West Fourteenth Avenue, Vancouver, B.C.

Traffic Employees' Association, Trans-Canada Air Lines.—Vice-Chairman, Malcolm Baillie; Recording Secretary, Babs Smith, 2872 West Thirty-fourth Ave., Vancouver 13, B.C.

Truck Drivers' and Helpers' Union, General, Local No. 31.—President, W. M. Brown; Financial Secretary, R. A. Lenfesty, 490 East Broadway, Vancouver 10, B.C.

Truck Drivers', Building Material, Construction and Fuel Truck Drivers' Union, Local No. 213.—President, A. A. Medley; Recording Secretary, M. Boychuk, 490 East Broadway, Vancouver, B.C.

Trunk and Bag Industrial Workers' Union, Local No. 1.—President, Wanda Newberger; Financial Secretary, E. Eonomy, 2891 West Seventh Avenue, Vancouver, B.C.

Tunnel and Rock Workers Union, Local No. 168.—President, A. R. Andres; Recording Secretary, W. L. Hunchuk, 529 Beatty Street, Vancouver 3, B.C.

Typographical Union, International, Local No. 226.—President, H. T. Chambers; Financial Secretary, P. Campbell, 1063 Adderley Street, North Vancouver, B.C.

Unemployment Insurance Commission Association, National.—President, Lorne A. Haire; Recording Secretary, Miss M. E. Bassett, 1840 Robson Street, Vancouver 5, B.C.

Upholsterers' Industrial Union, Local No. 1.—President, Walter Blumm; Recording Secretary, Clyde Ramsey, 2285 Kent Street, Vancouver 15, B.C.

Watchmakers' Union, Local 57, of the International Jewelry Workers' Union, Local No. 57.—President, Dorse McTaggart; Recording Secretary, Alexander Marshall, 1765 West Tenth Ave., Vancouver 9, B.C.

Telephone Workers, B.C. Federation of, Local No. 639.—President, C. Q. Cole; Recording Secretary, Mrs. M. Burton, 2324 Jones Avenue, North Vancouver, B.C.

Warehousemen, General, Union of, Local No. 842.—President, Edward Green; Recording Secretary, Ruby Breeze, 490 East Broadway, Vancouver, B.C.

Woodworkers' Union, British Columbia, Local No. 9.—President, William J. Pierce; Recording Secretary, A. Duff, 501 Vancouver Block, 736 Granville Street, Vancouver, B.C.

Woodworkers of America, International, Local No. 1-71.—President, Frank Howard; Recording Secretary-Treasurer, Fred Fieber, 18 West Hastings Street, Vancouver, B.C.

Woodworkers of America, International, Local No. 1-217.—President, Lloyd D. Whalen; Representative, Harry Bardsley, 425 Beatrice Street, Vancouver, B.C.

Vanderhoof

Government Employees' Association, B.C. — President, G. W. Graham; Secretary, C. Wall, B.C. Forest Service, Vanderhoof, B.C.

Teachers' Federation, Local No. 2.—Secretary-Treasurer, Mrs. M. M. Macdonald, Vanderhoof, B.C.

Vernon

Carpenters and Joiners of America, United Brotherhood of, Local No. 1346.—President, W. A. Wilde; Recording Secretary, W. J. Forsyth, Vernon, B.C.

Carpenters and Joiners of America, United Brotherhood of, Local No. 2861.—President, Edward Munk; Financial Secretary, Michael Sherba, R.R. 3, Vernon, B.C.

Civic Employees' Federal Union, Local No. 326.—President, Thomas G. Chase; Recording Secretary, I. F. Bickert, 3908 Thirty-first Street, Vernon, B.C.

Civil Servants of Canada, Amalgamated. — President, W. H. Rappel; Recording Secretary, Miss L. E. Carl, Vernon, B.C.

Electrical Workers, International Brotherhood of, Local No. 821.—President, Gordon Kelly; Recording Secretary, W. S. Cawsey, 4409 Twenty-ninth Street, Vernon, B.C.

Government Employees' Association, B.C. — President, Alex. Craig; Secretary, W. H. Neufield, Staff, Home for the Aged, Vernon, B.C.

Letter Carriers, Federated Association of, Local No. 102.—President, F. Squire; Recording Secretary, Robt. W. Hodgson, 2000 Thirty-first Street, Vernon, B.C.

Fire Fighters, International Association of, Okanagan Valley, Local No. 953.—President, H. Locks; Recording Secretary, K. M. Little, 3005 Thirtieth Street, Vernon, B.C.

Plumbing, Pipe Fitting Apprentices' and Journeymen's Association, Local No. 423.—President, Bruce Gow, General Delivery, Vernon, B.C.; Recording Secretary, Alex. Frick, R.R. 3, Vernon, B.C.

Postal Employees' Association, Canadian. — President, H. H. Wadsworth; Recording Secretary, W. E. Rutler, R.R. 3, Vernon, B.C.

Teachers' Federation, B.C.—Secretary-Treasurer, Mrs. E. Hamilton, 3305 Twenty-second Street, Vernon, B.C.

Typographical Union, International, Local No. 541.—President, J. R. Appleton; Recording Secretary, N. L. Duncan, 130 Hermyn Avenue, Penticton, B.C.

Unemployment Insurance Commission Association, National.—President, J. H. Hamilton; Recording Secretary, Mrs. Vera M. Billard, Vernon, B.C.

Victoria

Automotive Maintenance Workers' Union, Local No. 151.—President, Tom Emerson; Recording Secretary, Herbert Smith, 240 Robert Street, Victoria, B.C.

Bakery and Confectionery Workers' International Union of America, Local No. 267.—President, William Bruce McIntyre; Recording Secretary, Robert Leach, 905 Ellery Street, Victoria, B.C.

Barbers, Hairdressers, Cosmetologists and Proprietors, International Union of America, Journeymen, Local No. 372.—President, R. A. Moore; Recording Secretary, A. Masters, 3087 Irma Street, Victoria, B.C.

Boilermakers, Iron Shipbuilders, Blacksmiths, Drop Forgers and Helpers, International Brotherhood of, Local No. 191.—President, Richard Lewis; Recording Secretary, George Taylor, 3782 Tillicum Road, Victoria, B.C.

Bookbinders, International Brotherhood of, Local No. 147.—President, Miss J. Blackstock; Recording Secretary, R. Foster, 2021 Carnarvon Street, Victoria, B.C.

Brewery, Flour, Cereal, Malt, Yeast, Soft Drink and Distillery Workers of America, International Union of United, Local No. 280.—President, T. Johnson; Recording Secretary, G. Parker, 2696 Tillicum Road, Victoria, B.C.

Bricklayers', Masons' and Plasterers' International Union, Local No. 2.—President, Harold Day; Financial Secretary, J. Beckerley, 3965 Saanich Road, Victoria, B.C.

Bridge, Structural and Ornamental Iron Workers, Shipyard Riggers, Benchmen and Helpers, International Association of, Local No. 643.—President, D. A. Campbell; Financial Secretary, Andrew Mason, 3981 Douglas Street, Victoria, B.C.

Building Service Employees' International Union, Local No. 379.—President, Oliver Speed; Recording Secretary, A. P. Rayment, 615 Pandora Avenue, Victoria, B.C.

Building Construction and General Labourers Union, Local No. 1093.—President, John Gallow; Recording Secretary, Stephen Fairbanks, 615 Pandora Avenue, Victoria, B.C.

Burial Park Employees' Federal Union, Royal Oak, Local No. 479.—President, R. Ponsford; Recording Secretary, L. E. Jones, 3850 Rowland Avenue, Victoria, B.C.

Carpenters and Joiners of America, United Brotherhood of, Local No. 786.—President, William Webb; Recording Secretary, Gordon Newell, 615 Pandora Avenue, Victoria, B.C.

Carpenters and Joiners of America, United Brotherhood of, Local No. 1598.—President, E. J. Tait, Happy Valley Road; Recording Secretary, A. Leam, 855 Selkirk Avenue, Victoria, B.C.

Carpenters and Joiners of America, United Brotherhood of, Local No. 2415.—President, A. Haines; Recording Secretary, C. Bellhouse, Room 101, 615 Pandora Avenue, Victoria, B.C.

Carpenters and Joiners of America, United Brotherhood of, Local No. 2527. — President, George Stevens; Recording Secretary, Michael Harris, 615 Pandora Avenue, Victoria, B.C.

Chemical and Explosives Workers' Industrial Union, Canadian, Local No. 128.—President, R. C. Barrie; Recording Secretary, C. R. Nunn, Lochside Road, Saanichton P.O., B.C.

City Hall Employees, Victoria, Local No. 388.—President, David W. R. Smith; Recording Secretary, Roy Stewart, c/o Comptroller, Treasury Department, City Hall, Victoria, B.C.

Civilian Workers Federal Union, National Defence, Local No. 129.—President, Frank Gibbins; Recording Secretary, Geo. S. Pottingale, 215 Suzanne Place, Victoria, B.C.

Civic Employees' Protective Association, Local No. 50.—President, L. P. Anderson; Financial Secretary, J. A. Bleackley, 2567 Prior Street, Victoria, B.C.

Civil Servants of Canada, Amalgamated, Victoria Local Council.—President, E. G. Harvey; Recording Secretary, Miss Lily B. Northam, 2644 Rose Street, Victoria, B.C.

Municipal Employees' Union, Esquimalt, Local No. 333.—President, Kenneth Avery; Recording Secretary, John Edward Cooper, 1164 Esquimalt Road, Esquimalt, B.C.

Dock and Shipyard Workers' Union, Local No. 1204.—President, N. P. Specht; Recording Secretary, W. W. Prosky, 920 Russell Street, Victoria, B.C.

Electrical Workers, International Brotherhood of, Local No. 230.—President, Percy Daggitt; Recording Secretary, J. A. Driscoll, 603 Pandora Avenue, Victoria, B.C.

Government Employees' Association, B.C. — President, Steve Crothers; Secretary, W. H. Sluggett, 3477 Saanich Road, Victoria, B.C.

Government Employees' Association, B.C. — President, H. A. Bendall; Secretary, H. Ferguson, 912 Daffodil Avenue, Victoria, B.C.

Government Employees' Association, B.C. — President, L. C. Huck; Secretary, H. A. Carney, Parliament Buildings, Victoria, B.C.

Engineers, Operating, International Union of, Local No. 918.—President, John B. Speakman; Recording Secretary, Myles Carmichael, 2169 Fair Street, Victoria, B.C.

Fire Fighters, International Association of, Local No. 730.—President, Alfred Adamson; Recording Secretary, Eric Simmons, 1523 Hillside Avenue, Victoria, B.C.

Fire Fighters' Union, Federal, Esquimalt, Local No. 1.—President, Earl M. Reynolds; Recording Secretary, J. Taylor, 850 Snowdrop Avenue, Victoria, B.C.

Government Employees, American Federation of, Local No. 59.—President, Harold M. Larsen, P.O. Box 484, Victoria, B.C.

Hospital Employees' Association (Royal Jubilee Hospital).—President, Mrs. J. Callam; Secretary, Mrs. A. Meneley, 2327 Florence Street, Victoria, B.C.

Hotel, Restaurant Employees' and Bartenders' International Union, Local No. 513.—President, T. Luscombe; Recording Secretary, W. Haley, 1727 Kings Road, Victoria, B.C.

Iron Molders' and Foundry Workers' Union of North America, International, Local No. 144.—President, William Bohme; Financial Secretary, Archie Clegg, 192 Helmcken Road, Victoria, B.C.

Lathers' International Union, Local No. 332.—President, L. McKay; Financial Secretary, Mr. Westcott, 2849 Shelbourne Street, Victoria, B.C.

Laundry Workers' Union, Local No. 1. — President, C. Parker; Financial Secretary, M. C. Milley, 2913 Austin Avenue, Victoria, B.C.

Letter Carriers, Federated Association of, Local No. 11.—President, Victor Sanderson; Recording Secretary, David Slater, 1630 Oakland Avenue, Victoria, B.C.

Library Staff Association, Victoria Public, Local No. 410.—President, Miss Dora Payne; Recording Secretary, Mrs. Bertha Thompson, Victoria, B.C.

Locomotive Engineers, Brotherhood of, Local No. 501.—President, George Foster; Financial Secretary, Austin Craven, 805 Wentworth Street, Nanaimo, B.C.

Locomotive Firemen and Enginemen, Brotherhood of, Local No. 690.—President, J. E. Wilkinson; Recording Secretary, A. T. Thompsett, 1161 Burdett Avenue, Victoria, B.C.

Machinists', Fitters' and Helpers' Union, Local No. 3.—President, M. Leachman; Recording Secretary, W. Jessop, 2423 Hamiota Street, Victoria, B.C.

Mailers' Union, Victoria, Local 121.—President, A. M. Watson; Financial Secretary, C. H. Miller, 1961 Watson Street, Victoria, B.C.

Maintenance-of-way Employees, Brotherhood of, Local No. 2824.—President, G. Ferrier; Recording Secretary, A. Milke, 170 Crease Avenue, Victoria, B.C.

Marine Engineers, Incorporated National Association of, Local No. 6.—President, J. Y. Sinclair; Recording Secretary, A. J. Ascroft, 2346 Arbutus Road, R.R. 5, Victoria, B.C.

Musicians' Mutual Protective Union, Local No. 247.—President, B. Anderson; Recording Secretary, V. R. Butler, 1534 Hampshire Road, Victoria, B.C.

Newspaper Guild, Victoria, Federal Union, Local No. 219.—President, L. M. Sallaway; Recording Secretary, D. G. Ingham, 2631 Douglas Street, Victoria, B.C.

Office Employees' Association, B.C. Electric, Local No. 300.—President, A. A. Playfair; Treasurer, D. Stewart, 713 Oliver Street, Victoria, B.C.

Painters, Decorators and Paperhangers of America, Brotherhood of, Local No. 1163.—President, W. H. Rivers; Recording Secretary, L. Bruntlett, Room 101, 615 Pandora Avenue, Victoria, B.C.

Paper Makers, International Brotherhood of, Local No. 367.—President, James L. Misner; Recording Secretary, Ronald L. Jarrett, 1250 Denman Street, Victoria, B.C.

Plasterers and Cement Masons International Association, Operative, Local No. 450.—President, Leslie H. Calvert; Recording Secretary, John F. Crooks, 1168 Caledonia Avenue, Victoria, B.C.

Plumbing and Pipefitting Industry of United States and Canada, Journeymen and Apprentices of the, United Association of, Local No. 324. — President, D. H. Recording Secretary, E. J. Erb, 2546 Scott Street, Victoria, B.C.

Police Federal Union, Victoria City, Local No. 251.—President, Lorne Shandley; Recording Secretary, Roy Foster, 3152 Mars Street, Victoria, B.C.

Postal Employees' Association, Canadian.—President, G. Somner; Recording Secretary, J. Bunker, 2415 Quadra Street, Victoria, B.C.

Printing Pressmen and Assistants' Union, Local No. 79.—President, William Inglis; Recording Secretary, F. H. Larsen, 1236 McKenzie Street, Victoria, B.C.

Railway Trainmen, Brotherhood of, Local No. 613.—President, J. A. Stone; Recording Secretary, A. E. Mummery, 853 Queens Avenue, Victoria, B.C.

Railway Carmen of America, Brotherhood of, Local No. 50.—President, F. McLaughlin; Financial Secretary, M. Baker, 340 Grange Road, Victoria, B.C.

Railway Employees and Other Transport Workers, Canadian Brotherhood of, Local No. 222.—President, C. A. Erwin; Recording Secretary, R. E. Tebo, 1480 Thurlow Road, Victoria, B.C.

Railway Employees and Other Transport Workers, Canadian Brotherhood of, Local No. 234.—President, L. A. McClung; Financial Secretary, R. A. Fletcher, 715 Johnson Street, Victoria, B.C.

Railway Employees and Other Transport Workers, Canadian Brotherhood of, Division 276.—President, Bruno Carl Nickel; Recording Secretary, Richard Little, 1535 York Place, Victoria, B.C.

Railway Steamship Clerks, Brotherhood of, Island Lodge, Local No. 1,137.—President, Ralph Moore; Financial Secretary, Arthur Knott, 1250 Rockland Avenue, Victoria, B.C.

Railway and Steamship Clerks, Freight Handlers, Express and Station Employees, Brotherhood of, Pacific Lodge, Local No. 2320.—President, F. E. Whale; Recording Secretary, S. Morse, 611 Battery Street, Victoria, B.C.

School Board Employees' Association, Greater Victoria, Local No. 382.—President, S. J. Sweeney; Recording Secretary, A. L. Grover, P.O. Box 295, Victoria, B.C.

Sheet Metal Workers' International Association, Local No. 276.—President, John W. Quisey; Recording Secretary, H. Weydert, 3301 Quadra Street, Victoria, B.C.

Shipyard Workers' Federal Union, Local No. 493.—President, Thomas Hammond; Recording Secretary, George E. Hardy, 3920 Prestwood, Victoria, B.C.

Shipwrights, Joiners and Caulkers' Industrial Union, Local No. 9.—President, N. Russell; Recording Secretary, Don Douglas, 1338 Wood Street, Victoria, B.C.

Street, Electric Railway and Motor Coach Employees of America, Amalgamated Association of, Division 109.—President, J. W. McNeill; Recording Secretary, J. F. Belton, 1972 Bouchier Street, Victoria, B.C.

Teamsters' Union, General, Local No. 885.—President, S. McInnes; Recording Secretary, G. Estes, 3011 Colquitz Avenue, Victoria, B.C.

Teachers' Federation, Local No. 84.—Secretary-Treasurer, Mrs. J. E. Heintzman, Bennett Road, R.R. 1, Victoria, B.C.

Teachers' Federation (Greater) Victoria, Local No. 3.—Secretary-Treasurer, Miss K. M. Thompson, 832 Linkleas Avenue, Victoria, B.C.

Theatrical, Stage Employees and Motion Picture Machine Operators, International Alliance of, Local No. 168.—President, R. A. Jones; Recording Secretary, A. C. Archer, 2101 Allenby Street, Victoria, B.C.

Typographical Union, International, Local No. 201.—President, William Richardson; Recording Secretary, Herbert Warren, 2218 Beach Drive, Victoria, B.C.

Water District, Greater Victoria, Employees' Federal Union, Local No. 598.—President, W. B. Eden; Recording Secretary, W. P. Bays, 385 Davida Avenue, Victoria, B.C.

Waterfront Workers' Association, Victoria and District, Local No. 560.—President, Gordon C. Richards; Financial Secretary, W. Norman Scott, 613 Pandora Avenue, Victoria, B.C.

Woodworkers of America, International, Local No. 1-118.—President, J. MacKenzie; Recording Secretary, S. Cook, 715 Johnson Street, Victoria, B.C.

Unemployment Insurance Commission Association, National.—President, Humphrey Loudon; Recording Secretary, Miss Eleanor Nagel, 1039 Johnson Street, Victoria, B.C.

Wells

Mine, Mill and Smelter Workers, International Union of, Local No. 685.—Financial Secretary, A. McLean, Wells, B.C.

West Summerland

Lumber and Sawmill Workers Union, Local No. 2742.—President, Harold Weins; Recording Secretary, T. F. Reid, Box 145, West Summerland, B.C.

Teachers' Federation, B.C.—Secretary-Treasurer, A. B. Brandon, West Summerland, B.C.

West Vancouver

Municipal Employees' Association, Local No. 395.—President, H. W. Davison; Recording Secretary, J. M. Smeal, 2452 Haywood Avenue, West Vancouver, B.C.

Teachers' Federation, B.C., Local No. 124.—Secretary-Treasurer, Miss A. Polishchuk, 1250 Mathers Avenue, West Vancouver, B.C.

Teachers' Federation, B.C.—Secretary-Treasurer, K. Jackson, Box 614, Westview, B.C.

White Rock

Civil Servants of Canada, Amalgamated, B.C., Border Peace Arch Local.—President, R. C. Barton, Curtis Road, R.R. 4, White Rock, B.C.; Recording Secretary, Geo. S. Hill, 2788 Stayte Road, R.R. 4, White Rock, B.C.

Postal Employees' Association, Canadian. — President, C. C. Netherton; Financial Secretary, John Dilworth, Sunnyside Road, R.R. 4, White Rock, B.C.

Williams Lake

Government Employees' Association, B.C. — President, C. H. Barlow; Secretary, Douglas Matthew, Williams Lake, B.C.

Teachers' Federation, B.C.—Secretary-Treasurer, Mrs. B. Cassan, Box 522, Williams Lake, B.C.

Woodfibre

Pulp, Sulphite and Paper Mill Workers, International Brotherhood of, Local No. 494.—President, A. Weldron; Recording Secretary, R. F. Maitland, Box 65, Woodfibre, B.C.

Organizations of Employers

Calgary

Coal Operators' Association of Western Canada.—President, S. C. McMullen; Secretary, S. W. Foss, 204 Albert Block, Calgary, Alta.

Kelowna

Fruit Growers' Association.—President, A. R. Carrish; Secretary, J. McLennan, Okanagan Mission, B.C.

Shippers' Association, Okanagan Federated. — President, K. W. Kinnard; Secretary, L. R. Stephens, 1485 Water Street, Kelowna, B.C.

Penticton

Co-operative Growers, Penticton.—President, W. H. Morris; Secretary, D. G. Penny, 249 Main Street, Penticton, B.C.

Lumber Manufacturers' Association, Interior.—Secretary, L. J. A. Rees, 639 Main Street, Penticton, B.C.

Prince George

Lumbermen's Association, Northern Interior.—President, F. W. Dobson; Secretary, R. J. Gallagher, Room 305, 1705 Third Avenue, Prince George, B.C.

Vancouver

Automotive Retailers' Association.—President, C. J. Horwood; Secretary, J. L. Kinneard, 1687 West Broadway, Vancouver, B.C.

Bakers' Association, British Columbia.—President, B. M. Colwell; Secretary, W. G. Welsford, 199 East Eighth Avenue, Vancouver 10, B.C.

Building and Construction Industries' Exchange of British Columbia.—President, C. W. Leek, Leek & Company Ltd.; Secretary, Harold Cole, 342 West Pender Street, Vancouver 3, B.C.

Contractors' Association, General.—L. J. Bennett; Secretary, Harold Cole, 342 West Pender Street, Vancouver 3, B.C.

Electrical Association, Vancouver.—President, S. C. Murkin; Secretary, Fred Moore, 4368 Price Crescent, Vancouver, B.C.

Fisheries Association of British Columbia. — President, J. M. Buchanan; Secretary, J. Macdonald, 510 Shelly Building, 119 West Pender Street, Vancouver 3, B.C.

Fishermen's Independent Co-operative Association, British Columbia.—President, J. K. Pope; Secretary, D. E. Baker, 476 West Twenty-sixth Avenue, Vancouver, B.C.

Fishing Vessel Owners' Association of British Columbia. —President, Ante Boroevich; Secretary, H. A. Christianson, 7160 Kitchener Street, North Burnaby, B.C.

Graphic Arts Association of British Columbia.—President, Peter E. Cromie; Secretary, Mrs. Audrey Andrew, 608, 355 Burrard Street, Vancouver 1, B.C.

Hairdressers' Association of British Columbia.—President, Mrs. Ellen K. Smith; Secretary, Geo. R. Matthews, 605, 198 West Hastings Street, Vancouver 3, B.C.

Hotels' Association, British Columbia. — President, C. Oscar Matson; Secretary, E. V. F. Ely, 1307 West Forty-first Avenue, Vancouver 13, B.C.

Industrial Association of British Columbia.—President, W. L. Macken; Secretary, J. R. Edgett, 1024 Marine Building, Vancouver, B.C.

Jewellers' Association, Canadian (B.C. Section).—President, Roy R. Campbell; Secretary, Reginald B. Deacon, 17 East Broadway, Vancouver 10, B.C.

Laundry, Dry Cleaners and Linen Supply Association, Vancouver.—President, Frank Watson; Secretary, J. R. Taylor, 300, 1111 West Georgia Street, Vancouver, B.C.

Loggers' Association (Inc.), British Columbia.—President, Otis D. Hallin; Secretary, John N. Burke, Room 401, 550 Burrard Street, Vancouver 1, B.C.

Lumber Manufacturers' Association, British Columbia.—President, L. L. G. Bentley; Secretary, N. R. Dusting, 302 Forest Industries Building, 550 Burrard Street, Vancouver 1, B.C.

Manufacturers' Association, Inc. — President, Allan J. McDonell; Secretary, R. V. Robinson, 608 Marine Building, Vancouver 1, B.C.

Merchants Exchange Ltd., Vancouver.—President, E. G. Shafer, Marine Building, Vancouver 1, B.C.; Secretary, W. A. Sankey, Marine Building, Vancouver 1, B.C.

Milk Distributors' Association, Vancouver.—President, A. W. Edgar; Secretary, A. W. Edgar, 1259 West Thirty-second Avenue, Vancouver, B.C.

Milk Producers' Association, Fraser Valley.—President, D. R. Nicholson; Secretary, J. J. Brown, Surrey Centre, B.C.

Millwork Institute, Mainland.—President, John F. Sigurdson, 1275 West Sixth Avenue; Secretary, Herbert F. Fleming, 75 Peveril Avenue, Vancouver 10, B.C.

Millwork Manufacturers' Association, Vancouver.—President, George Clarke; Secretary, Ronald H. Poole, 5980 Joyce Road, Vancouver 16, B.C.

Mining Association of British Columbia.—President, H. E. Doelle; Secretary, R. W. Nesbitt, Room 506, 837 West Hastings Street, Vancouver, B.C.

Morticians, British Columbia Society of.—President, D. V. Lock; Secretary, Mach Pallard, 8835 Hudson Street, Vancouver, B.C.

Motor Transport Labour Relations Council.—President, J. S. McLean; Secretary, K. D. Large, 810, 207 West Hastings Street, Vancouver 3, B.C.

Retail Hardware Association, British Columbia.—President, J. Sarginsoll; Secretary, L. Cross, 6425 Fraser Street, Vancouver, B.C.

Retail Merchants' Association of Canada, Inc. (B.C. Division).—President, Roy C. Sim; Secretary, H. C. Boulton, 225 Pemberton Building, Vancouver 1, B.C.

Restaurant Association, Canadian.—President, Nick Constabaris; Secretary, Philip H. Edgcumbe, 130 West Hastings Street, Vancouver 3, B.C.

Road Builders' and Heavy Construction Association.—President, Graham R. Dawson; Secretary, D. J. Baldwin, Rooms 1 and 2, 342 West Pender Street, Vancouver 3, B.C.

Sheet Metal Association of British Columbia.—President, Donald F. Donson; Secretary, Maurice L. Tucker, 2446 West Fourteenth Avenue, Vancouver, B.C.

Shingle Association of British Columbia. — President, W. J. Pullin; Secretary, Miss Marion E. Welte, 202, 550 Burrard Street, Vancouver 1, B.C.

Shipping Federation of British Columbia.—President, R. M. Mather; Secretary, T. G. Phillips, 45 Dunlevy Avenue, Vancouver 4, B.C.

Truck Loggers' Association.—President, J. E. Fletcher; Secretary, T. T. Novis, 19, 425 Howe Street, Vancouver 1, B.C.

Truck and Construction Equipment Operators of British Columbia.—President, A. B. Cicozzi; Secretary, Leonard T. Frost, 924 West Seventeenth Avenue, Vancouver, B.C.

Victoria

Automobile Dealers Association.—President, David Lawson; Secretary, Roy T. Lougheed, 816 Wharf Street, Victoria, B.C.

Beer Licensees Employers' Association.—President, John J. Puhack; Secretary, W. L. Gouge, 156 View Royal Avenue, Victoria, B.C.

Building Industries' Exchange, Victoria.—President, W. B. Dillabough; Secretary, Roy T. Lougheed, 816 Wharf Street, Victoria, B.C.

Electrical Association (B.C.), Victoria.—President, Colin Fensham; Secretary, P. M. Chiswell, 2311 Shakespeare Street, Victoria, B.C.

Taxi Operators' Association of Greater Victoria.—President, C. Rawlings; Secretary, A. N. Westwood, c/o Bus Depot, Broughton Street, Victoria, B.C.

Control of Employment of Children

Unless a permit has been granted to the employer by the Minister of Labour or a person duly authorized by him to issue such permits, the employment of children under 15 years of age in certain designated occupations or industries is prohibited by the "Control of Employment of Children Act."

In order that the health and scholastic standing of the children will not be adversely affected by their work in industry or business, the Department works in close co-operation with the school authorities and the parents or guardians of the children. Permits are issued only when it has been established that the child's health will not suffer, and that the work will not expose the boy or girl to unsafe conditions or interfere with their standing at school.

The Schedule to the Act specifies and defines the occupations or industries for which permits are required; these include:—

(1) Manufacturing industry.
(2) Ship-building industry.
(3) Generation of electricity or motor-power of any kind.
(4) Logging industry.
(5) Construction industry.
(6) Catering industry.
(7) Public places of amusement.
(8) Mercantile industry.
(9) Shoe-shine stands.
(10) Automobile service-stations.
(11) Transportation industry.
(12) Laundry, cleaning and dyeing industry (added August 26th, 1955).

The following table contains a summary of permits issued from January 1st to December 31st, 1955, inclusive:—

Summary of Permits Issued for Year 1955

	District								Total
	Vancouver	Victoria	Cranbrook	Kamloops	Kelowna	Nelson	Prince George	Smithers	
Boys	121	59	—	1	—	3	13	4	201
Girls	10	11	2	—	1	—	—	—	24
Totals	131	70	2	1	1	3	13	4	225
Manufacturing	6	6	1	—	—	1	4	—	18
Shipbuilding	1	—	—	—	—	—	—	—	1
Logging	—	—	—	—	—	—	1	—	1
Construction	3	2	—	—	—	—	1	—	6
Catering	10	12	1	—	—	—	—	—	23
Amusement	9	28	—	—	—	—	1	—	38
Mercantile	96	19	—	1	1	1	4	4	126
Service-station	2	1	—	—	—	1	2	—	6
Transportation	4	2	—	—	—	—	—	—	6
Total issued	131	70	2	1	1	3	13	4	225

"Equal Pay Act"

Section 4 of the Act provides that the Minister of Labour may, on the recommendation of the Director, designate an Industrial Relations Officer to inquire into the complaint of a person that she has been discriminated against in that she has been paid at a rate of pay less than the rate of pay paid to a male employee employed by her employer for the same work done in the same establishment.

Five complaints made in 1954 were referred to the Board of Industrial Relations. Following the hearing held by the Board, the Minister of Labour issued orders in favour of the complainants.

There were two complaints received by the Director during the calendar year 1955, both of which were settled by Industrial Relations Officers appointed by the Minister.

Summary of Proceedings under the " Equal Pay Act " during 1954 and 1955

	1954		1955	
	Complaints	Employers Involved	Complaints	Employers Involved
Complaints received	27[1]	5	2	2
Complaints referred to Industrial Relations Officers	25	3	2	2
Complaints settled by Industrial Relations Officers	8	1	2	2
Complaints referred to the Board	17	2	--	--
Complaints withdrawn	1	1	--	--

[1] In the case of one complaint the Act did not apply.

Report of the Factories Inspection Branch

Administrative office - 411 Dunsmuir Street, Vancouver 3, B.C.

Administrative Official of the Branch

ROBERT M. PURDIE - - - - Chief Inspector of Factories.

The Honourable the Minister of Labour,
Parliament Buildings, Victoria, B.C.

SIR,—I have the honour to submit the annual report of the Factories Inspection Branch for the year 1955.

Factories

The steady growth of industry in the Province continued throughout the year 1955. Many new factories have been erected and extensive alterations have been made to existing plants.

An inspectional tour of the Kitimat and Kemano sites proved that the Province is fast becoming a leader in industry. The smelter at Kitimat was hardly in operation when plans were made to increase production, which entailed the building of more pot-lines, the development of more electrical power, and the employment of many more men to erect the necessary buildings. Acres of buildings to-day stand where just a few years ago mud-flats were to be seen. The pot-lines are erected on thousands of yards of gravel fill, while the townsite is hewn out of virgin forest land. When the proposed additions to the smelter are completed, this plant will be the largest of its type in the world. The power plant at Kemano, which supplies the electricity for the smelter and adjoining districts, is constructed in the heart of a mountain hundreds of feet underground. One enters this power plant by a wide paved road. It is hard to realize millions of yards of earth and rock have been excavated to house the components of this plant. The finished walls, tiled floors, lighting, and ventilation all add to the completeness of this project. In 1955 a railroad was completed from Kitimat to Terrace, thus providing a land link to the northern main line.

Around Vancouver and vicinity, steady industrial growth has taken place· Factories are being built on the Grandview and Lougheed Highways, on Lulu Island, on Annacis Island, and on the North Shore. Many of these are new industries in the Province. A major part of the Factory Inspector's time has been taken up with inspections, consultations, and in giving help and advice in planning for adequate ventilation, lunchrooms, washrooms, and locker facilities, thus providing a service much appreciated by the various firms concerned.

Industrial Homework

Permits authorizing industrial homework to be performed in the home were held to a minimum. Improved factories and working conditions, holiday pay, and good supervision have a tendency to discourage a worker from applying for a permit, which makes the task of the Inspector lighter.

Inspection of Elevators

Elevator inspection continues to take up the major part of the Inspectors' time. The number of elevators in the Province is increasing. However, it is not the new installations that are creating the problems. The older types of elevators, after years of

wear, are an ever-increasing responsibility. To keep this type of equipment in safe operating condition, the inspection must be of a most rigid nature. On older types of elevators the wear of the worms and gears, while not dangerous, can cause rough operation. Back-lash in gears results in jerky starting and stopping, throwing undue strain on cable sockets and fastenings, car suspension members, and stay-bolts. This shortens the life of the elevator. When these conditions develop, the Inspector usually gives the owner the benefit of his experience. He will recommend that gears be renewed or, if the installation is of a very old type, recommend an entirely new installation. In large new buildings the trend now is to operator-less elevators. However, where elderly people and children are transported, such as in department stores, operators are still needed.

A major change in the policy of the Branch was brought about by an Order in Council (No. 1522) approved June 18th, 1955. A fee for every elevator inspection, except in a hospital, was to be charged. The fees are as follows:—

	Inspection of New Installation	Any Other Inspection
Passenger-elevator	$10.00	$5.00
Freight-elevator	10.00	5.00
Escalator or moving stairway	4.00	2.00
Dumb-waiter	6.00	3.00
Man-lift	6.00	3.00
Hand-power elevator	8.00	4.00

The extra work in planning, designing, and procuring the necessary ledgers, invoice forms, receipt forms, and taking care of all the details necessary to implement this Order in Council was ably handled by the Branch staff. The staff are to be commended for their efforts.

We are again proud to state that no fatal or serious accident occurred in the elevator field in this Province during the past year.

The following are the pertinent facts regarding the year's activities for 1955:—

Elevator Inspections

Passenger-elevators	604
Escalators	51
Freight-elevators	697
Hydraulic elevators	68
Hand-power elevators	80
Dumb-waiters	150
Man-lifts	38
Reinspections	190
Total	1,878

New Elevator Installations

Plans Received

Passenger-elevators	42
Freight-elevators	27
Dumb-waiters	12
Total	81

Of the above, nine were replacements.

Elevator Operators' Licences

Elevator operators' licences issued in 1955 totalled 2,033, consisting of 417 temporary licences, 335 permanent licences, and 1,281 renewal licences.

Factory Inspections

Factory inspections totalled 1,490, and child investigations, 10.

Conclusion

We take this opportunity to acknowledge the assistance given our Branch by other Governmental departments and the continued co-operation of members of the staff. Also we wish to thank all officials and employees connected with industry for their co-operation during the past year.

Respectfully submitted.

R. M. PURDIE,
Chief Inspector of Factories.

Report of the Apprenticeship and Tradesmen's Qualification Branch

Head office - - - - - - 411 Dunsmuir Street, Vancouver 3, B.C.
Branch office - Department of Labour, Parliament Buildings, Victoria, B.C.

Provincial Apprenticeship Committee

Chairman:

HAMILTON CRISFORD - - 411 Dunsmuir Street, Vancouver 3, B.C.

Members:

T. MCGIBBON - - - - 411 Dunsmuir Street, Vancouver 3, B.C.
J. TUCKER - - - - - 411 Dunsmuir Street, Vancouver 3, B.C.
J. WALKER - - - - - 411 Dunsmuir Street, Vancouver 3, B.C.
W. H. WELSH - - - - 411 Dunsmuir Street, Vancouver 3, B.C.

Administrative Official of the Branch

EDMUND L. ALLEN - - - - - - - - Director of Apprenticeship.

The Honourable the Minister of Labour,
Parliament Buildings, Victoria, B.C.

SIR,—I herewith tender a report of the activities of the Apprenticeship and Tradesmen's Qualification Branch for the year ending December 31st, 1955. In presenting this report I wish to point out that the name of the Branch (formerly the Apprenticeship Branch) was changed as a result of new legislation which you sponsored and which received Royal assent on March 15th, 1955.

Changes in Legislation

On March 15th, 1955, a new Act, the "Apprenticeship and Tradesmen's Qualification Act," repealed the "Apprenticeship Act " which was passed in 1935. The new Act, while retaining all the features of the previous legislation, has also enlarged the scope of apprenticeship. It is still required of employers to register all apprentices in designated trades, and still required that all minors in those trades be apprentices. In addition, authority is given to arrange contracts of apprenticeship in trades not designated in the Act when, in the opinion of the Director of Apprenticeship, an apprenticeship is desirable.

The Act designates the same trades as did the repealed Act, with one exception—the trade of aviation mechanic was removed from the schedule. The trades designated for apprenticeship training are as follows:—

Automotive maintenance.
Barbering.
Bricklaying.
Carpentry, joinery, and benchwork.
Electrical work.
Glassworking.
Jewellery manufacture and repair.
Lithography.
Machinist.
Metal trades—
(*a*) Boiler-making.
(*b*) Pattern-making.
Moulder.
Office-machine mechanc.
Painting and decorating.
Plastering.
Plumbing and steam-fitting.
Refrigeration.
Service and repair of current-consuming electrical appliances.
Sheet-metal work.
Ship- and boat-building industry.
Sign and pictorial painting.
Steel fabrication.
Watch-repairing.

The "Apprenticeship and Tradesmen's Qualification Act" goes further and provides for certificates of proficiency for tradesmen who previously had no opportunity to be examined and certificated. The Lieutenant-Governor may specify by Order in Council that certificates of proficiency be made available to qualified tradesmen in any of the designated trades. There is no compulsion for a tradesman to obtain a certificate of proficiency, and there is no interference with his right to engage in a trade without a certificate. It does, however, provide for voluntary examination leading to certification. General regulations were promulgated setting out a procedure to be followed in administering this section of the Act and covering the obligations of employers and apprentices.

Apprentices in Training

The registration and training of apprentices was not interrupted by the change in legislation. The number of apprentices registered by the Apprenticeship and Tradesmen's Qualification Branch at December 31st, 1955, was 1,993. It is of interest to note that the number of apprentices serving their first year of apprenticeship was 833, an increase of more than 40 per cent over the previous year, and that the total number in training showed an increase of more than 20 per cent over the previous year. Their distribution by years and trades was as follows:—

Trade or Occupation and Length of Apprenticeship in Years	Year of Apprenticeship Being Served						Total Number of Apprentices in Training	Completed in 1955
	First		Second	Third	Fourth	Fifth		
	Prob.	Reg.						
Automotive maintenance (4)	29	90	42	73	48	-----	282	56
Barbering (2)	17	46	-----	-----	-----	-----	63	44
Boiler-making (4)	-----	11	5	11	12	-----	39	3
Bricklaying (4)	4	1	2	8	4	-----	19	4
Carpentry (4)	49	72	57	69	64	-----	311	25
Electrical work (4–5)	63	29	45	65	97	13	312	20
Floorlaying (3)	14	2	-----	-----	-----	-----	16	-----
Glassworking (4)	2	2	3	1	3	-----	11	2
Hairdressing (2)	23	31	14	-----	-----	-----	68	26
Jewellery work (5)	-----	3	-----	-----	-----	2	5	1
Lathing (3)	11	4	8	1	-----	-----	24	-----
Lithography (2–6)	1	7	7	4	2	-----	21	6
Machinist and fitter (5)	12	52	32	33	40	46	215	39
Moulding (4)	-----	3	3	3	1	-----	10	2
Office-machine mechanic (4)	1	10	6	8	3	-----	28	1
Painting and decorating (3)	5	13	6	9	-----	3	36	5
Pattern-making (5)	1	1	1	3	3	2	11	2
Plastering (4)	17	12	11	2	2	-----	44	15
Plumbing and steam-fitting (4)	28	45	39	38	42	-----	192	31
Refrigeration (4)	2	3	1	2	1	-----	9	2
Sheet-metal work (5)	29	41	31	31	31	13	176	14
Ship and boat building (4)	4	9	4	10	7	-----	34	14
Sign-painting (4)	2	3	3	2	-----	-----	10	1
Steel fabrication (4)	4	12	3	12	8	-----	39	6
Miscellaneous trades	5	8	1	3	1	-----	18	2
Total apprenticeships	323	510	324	388	369	79	1,993	321

Technical and Vocational Training

The school training programme continued to increase during the year. Evening classes provided 87,018 student-hours of instruction. There were 1,712 enrolments in 111 different evening classes of trade theory and related subjects. The majority of these classes were held in Vancouver and Victoria because of the concentration of apprentices in those cities, but evening classes for apprentices were also conducted in Nanaimo, Penticton, and Trail.

Daytime school training was provided to 341 apprentices for a total of 51,892 student-hours of instruction. These classes were held in Nanaimo, Vancouver, and Victoria, and apprentices were brought from all parts of the Province to these centres for periods of one or two months. While attending the schools they were paid a subsistence allowance, and their return transportation was paid by the Branch. In many instances, employers gave financial assistance to their apprentices when they were absent from work to attend classes and in some cases trade-unions contributed financially to the apprentices. As in the past two years, daytime instruction was given in the trades of automotive maintenance, barbering, carpentry and joinery, sheet metal, and welding. The daytime programme was expanded to include bricklaying, electrical work, lathing, painting and decorating, and plastering.

The apprenticeship classes were conducted with the co-operation of the Department of Education and city School Boards and were held in city and government schools wherever possible. The demand on space for so much training was too great for the schools to handle completely, and special arrangements were made with the board of directors of the Pacific National Exhibition for the use of buildings at Exhibition Park in Vancouver. This accommodation was only temporary and not altogether satisfactory. In spite of the disadvantages of the temporary quarters, the success of the classes was encouraging. Realizing the need for satisfactory permanent accommodation for these classes, plans were made for a permanent building-trades centre, and it is expected that a start will be made on construction soon.

Qualification of Tradesmen

The trade of refrigeration was specified for the purpose of issuing certificates of proficiency by an Order in Council dated November 18th, 1955. A Trade Advisory Committee and a Curriculum Committee did much work in the preparation of special trade regulations and a course of study leading to examination. The employers and trade-union offered excellent co-operation in preparing for the operation of the certification programme, and it is likely that we will soon be ready to proceed with examinations.

Representatives of the automotive trade also made application to have certificates of proficiency issued in that trade. Because of the size of the trade and the number of organizations within the trade, a great deal of time will be required to work out the details of certificating. Discussions have already been held with some of the organizations, and work is continuing in preparation for eventual certification.

Supervision and Promotion of Apprenticeship

The continued development of the resources of the Province occasioned a sharp increase in construction and an obvious need for more trained men in the future. More apprentices were engaged and more demands were made on the Apprenticeship and Tradesmen's Qualification Branch for special training to advance apprentices for this important work. That recently graduated apprentices were moved into responsible positions is gratifying to observe.

Much time was spent in counselling young men and employers and in arranging apprenticeships and co-ordinating technical and job training. High schools asked for and received the services of the Apprenticeship Counsellors. Student groups and student counsellors were informed of apprenticeship conditions and opportunities. The Branch co-operated as usual with the National Employment Service and Unemployment Insurance Commission of the Federal Department of Labour in counselling youth and apprenticeship placement. This work has proven valuable in directing young men to the right type of work.

The volume of counselling work has grown to such an extent that routine visits to apprentices and employers were necessarily curtailed this year. For the first time in many years it was not possible to visit every apprentice on the job, although the majority of their employers were interviewed. Assistance was obtained from the Industrial Relations Officers of the Board of Industrial Relations. These Officers, in the course of their regular inspections, reported to the Director regarding wage rates and registration of minors. In some instances they drew attention to the need for the services of an Apprenticeship Counsellor. To give them an insight into the main features of apprenticeship, the Industrial Relations Officers were conducted through the Vancouver Vocational Institute, and most of them also spent a period of time with an Apprenticeship Counsellor visiting employers and apprentices on the job.

Committee Meetings

The Provincial Apprenticeship Committee met on six occasions during the year and, after due consideration, approved 847 new apprenticeship contracts. It also recommended that certificates of apprenticeship be issued to persons who completed their training.

The Director of Apprenticeship attended meetings of Apprenticeship Trade Advisory Committees and Vocational Education Committees. Committee members have done a great deal of work toward revising the training curriculums for apprenticeship classes to ensure that the courses are kept in line with present-day requirements. Working closely with the Department of Education on matters relating to technical and vocational training is resulting in co-ordination of training for the needs of industry.

Conclusion

The increased activity of the past few years continued throughout 1955, and there is every indication that the future will call for an even greater expansion of our operations. The urgent need for skilled men can best be met by vocational training co-ordinated with apprenticeship. That employers and trade-unions recognize this fact is indicated by the co-operation they are extending to our training programme. This year it has become evident that more vocational-training facilities are required, and so it is hoped that in the coming year we will see an expansion of our facilities.

EDMUND L. ALLEN,
Director of Apprenticeship.

Report of the Trade-schools Regulation Branch

Administrative offices - 411 Dunsmuir Street, Vancouver 3, B.C.

Administrative Officers

Chairman:
HAMILTON CRISFORD.

Members:
MRS. REX EATON.
EDMUND L. ALLEN.

The Honourable the Minister of Labour,
Parliament Buildings, Victoria, B.C.

SIR,—I herewith submit the annual report of the Trade-schools Regulation Branch for the calendar year 1955.

The majority of schools were contacted this year and made conversant with our Act and regulations, and the number of complaints dealt with was small.

The following is the list of registered schools:—

Alexander Hamilton Institute Ltd., 57 Bloor Street West, Toronto, Ont.: Modern business course, special elective course.

American School of Correspondence, Drexel Avenue at East Fifty-eighth Street, Chicago 37, Ill.: Engineering and commerce subjects as covered by the school bulletin.

Canadian Institute of Science and Technology Ltd., 263 Adelaide Street West, Toronto, Ont.: Civil, mechanical, electrical, radio, aeronautical engineering, and other groups as per school bulletin "Engineering Opportunities."

Capitol Radio Engineering Institute, Inc., 3224 Sixteenth Street North-west, Washington 5, D.C.: Radio-electronic engineering.

Chicago Vocational Training Corporation Ltd., 12520 One Hundred and Second Avenue, Edmonton, Alta.: Diesel and auto mechanics, refrigeration and air-conditioning, oxy-acetylene and electric welding.

The Creative School of Art Ltd., 12522 One Hundred and Second Avenue, Edmonton, Alta.: Showcard-writing (including the art of lettering, silk-screen processing, air-brush technique in connection with illustrative art).

School of Creative Photography Ltd., 935 Weston Road, Toronto 9, Ont.: Photography.

Columbia Business Institute, 301 Financial Center Building, 233 South-west Sixth Avenue, Portland 4, Ore.: Rairoad telegraphy.

DeVry Technical Institute, Inc., 2533 North Ashland Avenue, Chicago 14, Ill.: Television, radio, and electronic training.

Famous Artists Schools, 106 Adelaide Street West, Toronto, Ont.: Commercial art, painting.

International Correspondence Schools Canadian Limited, 7475 Sherbrooke Street West, Montreal, Que.: Art, architecture, business training, chemical engineering, civil engineering, electrical engineering, general education, mechanical engineering, mining, railroading, domestic engineering, navigation, pulp and paper making, textile manufacture, and other courses as per prospectus.

International Accountants Society, Inc., 209 West Jackson Boulevard, Chicago 6, Ill.: Accountancy.

La Salle Extension University, 417 South Dearborn Street, Chicago 5, Ill.: Business Management, higher accountancy, La Salle salesmanship, practical bookkeeping, traffic management, law, stenotypy (less machine), foremanship and

production methods, industrial management, and other courses as per prospectus.

M.C.C. Schools, 303 Mitchell-Copp Building, Winnipeg 1, Man.: Kindergarten, commercial home study.

National Radio Institute, Inc., Sixteenth and U Streets North-west, Washington, D.C.: Practical radio and television servicing and professional television servicing.

National Schools, 4000 South Figueroa Street, Los Angeles 37, Calif.: Diesel, automotive, and allied mechanics; radio, television, and electronics; advanced television.

Radio College of Canada, 86 Bathurst Street, Toronto 2B, Ont.: Applied radio and television, radio communications, radio and television technology, radio engineering, television servicing.

Shaw Schools Limited, 1130 Bay Street, Toronto, Ont.: Commercial course, short-story writing, stationary engineering.

Sprott-Shaw Radio School, 812 Robson Street, Vancouver 1, B.C.: Wireless telegraphy, railroad telegraphy, radio and television servicing.

Television-Electronics Institute Ltd., 935A Weston Road, Toronto 9, Ont.: Television and radio service and repair.

Tractor Training Service, 406 Panama Building, Portland 4, Ore.: Tractor and equipment training.

Utilities Engineering Institute, 2525 North Sheffield Avenue, Chicago 14, Ill.: Auto body and fender, diesel, mechanical refrigeration, air-conditioning, refrigeration and heating, and scientific motor tune-up, diesel and scientific motor tune-up, welding.

Autolec National Educational Master & Group Program, 1025 Howe Street, Vancouver, B.C.: Automotive electricity, carburetion, and tune-up.

The Barclay's Dance Studio, 720 Granville Street, Vancouver 2, B.C.: Professional dancing.

Bel-Parker Business College, 1574 West Sixth Avenue, Vancouver 9, B.C.: Office occupations (commercial and governmental).

B.C. School of Floral Design, 2523 East Hastings Street, Vancouver 6, B.C.: Floral designing.

B.C. Tree Fruits Limited, Kelowna, B.C.: Fruit-packing.

British Columbia Advanced Hair Design School, 768 Granville Street, Vancouver 2, B.C.: Advanced hairdressing.

Carlyle Schools Limited, 640 Burrard Street, Vancouver 1, B.C.: Physicians' office assistants.

Central Business College, 8 Dahlstrom Building, 19 Nowell Street, Chilliwack, B.C.: Office occupations (commercial and governmental).

Canadian Crafts, B 10, 510 Hastings Street West, Vancouver 2, B.C.: Leathercraft.

Clayton School of Journalism, 511 Province Building, 198 West Hastings Street, Vancouver 3, B.C.: Journalism.

Club and Cabaret and Construction Camp, Culinary and Service Employees' Union, Local No. 740, Bar-tending School, 440 West Pender Street, Vancouver 3, B.C.: Bar-tending.

The Comptometer School, 308 Randall Building, 535 West Georgia Street, Vancouver 2, B.C.: Comptometer operation.

Duffus School of Business Ltd., 522 West Pender Street, Vancouver 2, B.C.: Office occupations (commercial and governmental).

Elizabeth Leslie Ltd., 1102 Hornby Street, Vancouver 1, B.C.: Personal development and modelling.

El-Mar Handcraft School, 3057 Granville Street, Vancouver 9, B.C.: Dressmaking, designing and pattern-making, tailoring, millinery.

Fine Arts Studio, 910, 441 Seymour Street, Vancouver 2, B.C.: Fine art.

Fine Arts School and Gallery, 1666 Robson Street, Vancouver 5, B.C.: Fine art.

Fenton Commercial Schools Ltd., 2015 West Forty-first Avenue, Vancouver 13, B.C.: Office occupations (commercial and governmental).

General Business School Ltd., 602 Broughton Street, Victoria, B.C.: Office occupations (commercial and governmental).

Georgian House School of Charm, 938 Robson Street, Vancouver 1, B.C.: Personal development and modelling.

Gondo's Sewing School, 779 Cadder Avenue, Kelowna, B.C.: Dressmaking, designing, and kindred arts.

Herbert Business College, Room 3, Casorso Block, Kelowna, B.C.: Office occupations (commercial and governmental).

Kinman Business University, Howard Street at First Avenue, Spokane, Wash.: Business education.

Lownds School of Commerce Ltd., 80 Sixth Street, New Westminster, B.C.: Office occupations (commercial and governmental).

Loyd Willton School of Ladies Haircutting, 1107 Lonsdale Avenue, North Vancouver, B.C.: Ladies' haircutting.

Maxine Beauty School, 619 Granville Street, Vancouver 2, B.C.: Hairdressing.

Mikie Designing and Dressmaking Academy, 711 East Hastings Street, Vancouver 4, B.C.: Dressmaking, designing, and kindred arts.

Moler Barber School, 615 Main Street, Vancouver 4, B.C.: Barbering.

Moler Hairdressing School, 303 West Hastings Street, Vancouver 3, B.C.: Hairdressing.

Arthur Murray Studios (Canada) Ltd., 646 Seymour Street, Vancouver 2, B.C.: Professional dancing.

Mount Royal College, 1135 Seventh Avenue, Calgary Alta.: Office occupations (commercial and governmental).

McEwen-Wilkie Business College, 3300 Thirty-first Street, Vernon, B.C.: Office occupations (commercial and governmental).

Nelson Commercial Training School, 701 Front Street, Nelson, B.C.: Office occupations (commercial and governmental).

New Westminster Commercial College, 622 Royal Avenue, New Westminster, B.C.: Office occupations (commercial and governmental).

O.K. Valley Hairdressing School, 453 Lawrence Avenue, Kelowna, B.C.: Hairdressing.

Olga's School of Hairdressing, 3201 Tronson Avenue, Vernon, B.C.: Hairdressing.

Penticton College of Commerce, 19 Craig Building, 221 Main Street, Penticton, B.C.: Office occupations (commercial and governmental).

Pitman Business College Ltd., 1490 West Broadway, Vancouver 9, B.C.: Office occupations (commercial and governmental).

Prince George Business College, 1330 Third Avenue, Prince George, B.C.: Office occupations (commercial and governmental).

Royal Business College, 2509 Government Street, Victoria, B.C.: Office occupations (commercial and governmental).

H. Faulkner Smith School of Applied and Fine Art, 3842 Oak Street, Vancouver 9, B.C.: Commercial art.

Sprott-Shaw Schools (Vancouver) Ltd., 812 Robson Street, Vancouver 1, B.C.: Office occupations (commercial and governmental), wireless telegraphy, railroad telegraphy, radio and television servicing.

Sprott-Shaw (Victoria) Business Institute Ltd., 1012 Douglas Street, Victoria, B.C.: Office occupations (commercial and governmental), Elmer Wheeler sales course.

St. Ann's Convent, Commercial Department, Nanaimo, B.C.: Office occupations (commercial and governmental).

Success Business College, 2350 East Hastings Street, Vancouver 6, B.C.: Office occupations (commercial and governmental).

St. Paul's School of Dressmaking and Designing, 255 Dunlevy Street, Vancouver 4, B.C.: Dressmaking, designing, and kindred arts.

Sun Electric Technician's Course, 1100 Venables Street, Vancouver 6, B.C.: Automotive testing.

Speedwriting School, Castlegar, B.C.: Office occupations (commercial and governmental).

Trail Business College, 625 Victoria Street, Trail, B.C.: Office occupations (commercial and governmental).

Vancouver Engineering Academy, 407 West Hastings Street, Vancouver 3, B.C.: Stationary, marine, and diesel engineering.

Victoria Hairdressing School, 738 Fort Street, Victoria, B.C.: Hairdressing.

Welding Construction School, 148 East First Avenue, Vancouver 10, B.C.: Welding.

Western Radio Academy, 1451 Burnaby Street, Vancouver 5, B.C.: Radio broadcasting.

Western Radio Electronic Television Schools Ltd., 1065 Howe Street, Vancouver 1, B.C.: Radio, electronics, television.

Western School of Commerce, 712 Robson Street, Vancouver 1, B.C.: Office occupations (commercial and governmental), Elmer Wheeler sales course.

EDMUND L. ALLEN,
Administrative Officer.

Provincial Advisory Committee on Indian Affairs

Head office - - - - - - Parliament Buildings, Victoria.

The Committee

Chairman:

Professor ELLIS H. MORROW, B.A., M.B.A., F.C.I., LL.D. - - - - - - - Vancouver.

Vice-Chairman:

Chief WILLIAM D. SCOW - - - - - Alert Bay.

Members:

EDWARD N. BOLTON - - - - - - Port Essington.
ERNEST BREWER - - - - - - - Vernon.
Capt. CHARLES CATES - - - - - - North Vancouver.
LAWRENCE P. GUICHON, D.Sc. - - - - Quilchena.

Secretary

Miss JOANNA R. WRIGHT - - - Parliament Buildings, Victoria.

To the Honourable the Minister of Labour,
Parliament Buildings, Victoria, B.C.

SIR,—We have the honour to present the Sixth Annual Report of the Provincial Advisory Committee on Indian Affairs for the year ended December 31st, 1955.

During the past year, members of the Advisory Committee have been greatly encouraged by evidence of increasing interest in Indian affairs. Not since the inception of the Committee have matters relating to the social and economic welfare of the Indians figured so largely in the press, on the radio, or in the thoughts of the public as they did during 1955.

The voice of the native citizens of this Province is also being heard with a new emphasis, and is being listened to with respect and sympathy by fellow Canadians.

The Advisory Committee is conscious of an awakening sense of responsible leadership among the Indians, who in many districts are showing a tendency to take part in the industrial and community life of the Province.

Even in remote areas of British Columbia, where the Indians have been cut off from close or continuing contact with western civilization, they are being attracted to it by the availability of good wages, educational facilities, and new interests.

The role of the Provincial Advisory Committee on Indian Affairs during this period of integration was given considerable thought at its recent meeting in Victoria.

Meeting of the Committee

The meeting of the Advisory Committee on Indian Affairs, which took place in the Parliament Buildings, Victoria, from November 1st to 3rd, was considered by members to be its most successful and eventful conference. This was largely due to the extent of public interest shown in subjects under discussion, to the practical nature of suggestions for progressive action made by guest speakers, and to the number of recommendations pertinent to current problems which were submitted to the Minister of Labour at the close of the meeting by the Advisory Committee.

The Honourable W. A. C. Bennett, Premier of British Columbia, in speaking to the members on November 2nd, paid tribute to the work being done by the Provincial Advisory Committee on Indian Affairs, and gave assurance of the Government's continuing support in the task yet to be accomplished of integrating the Indian people into the life of the Province.

Members of the Committee expressed appreciation that the Honourable the Minister of Labour was able to attend all sessions of the meeting, and derived valuable assistance and guidance in their deliberations from his opening address calling for information and advice on specific subjects.

Capt. John Cates, former Minister of Labour, under whom the Provincial Advisory Committee was formed, was invited to attend the meeting; also Mr. Donald Robinson, M.L.A. for Lillooet, in whose constituency there is a large Indian population.

The Honourable Kenneth Kiernan, Minister of Agriculture, and his Deputy Minister, Mr. W. McGillivray, addressed the meeting on November 2nd, when Mr. W. S. Arneil, Federal Commissioner for Indian Affairs in British Columbia, also was present and took part in the subsequent discussions.

Other guest speakers included Mrs. E. Evans, president of the Home and School Parent-Teacher Federation of Canada; Mr. J. V. Boys, Superintendent of the Cowichan Indian Agency, Vancouver Island; Mr. J. A. Sadler, Director of Welfare in the Provincial Department of Health and Welfare; and Mr. A. C. Bachelor, Regional Consultant for Vancouver Island of the Community Programmes Branch in the Department of Education. Miss J. E. M. Bruce and Miss V. Ashdown, representing the B.C. Indian Arts and Welfare Society, were also present.

A reception took place at Government House on the afternoon of November 1st, when the members of the Advisory Committee were introduced to the new Lieutenant-Governor, the Honourable Frank Mackenzie Ross, C.M.G., M.C. The role of the Committee was discussed with the Lieutenant-Governor, who showed great interest in its work and offered his support in its future endeavours.

The Advisory Committee was entertained that evening by the B.C. Indian Arts and Welfare Society. Members of the Committee were invited to speak, and expressed unanimous accord with the work which the society has done in the past and is planning for the future.

At a dinner held on November 2nd, given by the Honourable Lyle Wicks, Minister of Labour, and members of the Advisory Committee to a number of distinguished guests, Mr. Wilson Duff, Anthropologist of the Provincial Museum, was guest speaker. In his address Mr. Duff outlined the work which is being undertaken by the Provincial Department of Education to preserve and perpetuate native art and culture in British Columbia. Films were shown of the traditional dances performed at Alberni, Vancouver Island, B.C., by Indians wearing authentic masks and costumes.

A letter of appreciation was sent by members of the Advisory Committee to Mr. T. R. Kelly for the work he had carried out during the past years as Secretary to the Committee, and good wishes were expressed for every success in his new appointment with the Indian Affairs Branch in Ottawa.

Members

Three members of the Advisory Committee have been honoured during the year by being chosen for public service in various capacities.

Chief William D. Scow, of Alert Bay, was elected by the Indians of his district to attend a conference in Ottawa, called by the Honourable the Minister of Citizenship and Immigration in December, to consider amendments to the " Indian Act."

Mr. E. Bolton was appointed in March of this year as a member of the Advisory Board to assist the Committee on Management for the Skeena River Salmon Fisheries.

Capt. Charles Cates was re-elected by acclamation in 1955 as Mayor of North Vancouver, and he reports that the Indians are showing an increasing degree of co-operation in civic affairs in North Vancouver.

Addresses Given by the Secretary

Two public addresses were given during the year by the Secretary: one to the Burrard View Parent-Teacher Association, and the other to the Native Missionary Conference held at Union College at the University of British Columbia. Both these addresses were well received and aroused interest in Indian affairs.

Federal-Provincial Co-operation

The courtesy and co-operation of the Indian Commissioner for British Columbia and his staff throughout the year have been of great assistance to the work of the Advisory Committee.

During the Secretary's tour in the central and northern areas of the Province, the goodwill and assistance received from Superintendents of Indian Agencies and Assistant Superintendents were of great value and encouragement to her.

Correlation of information on co-operative action being taken by various departments of the Provincial Government with the Federal Government was made at the close of the year, and are referred to under specific headings in this Report.

Special Investigation

In pursuance of a recommendation made to the Minister of Labour by the Advisory Committee in November, 1954, authorization was given for an investigation to be made into reports of unfavourable living conditions, lack of school facilities, and delinquency, which were said to exist among the native Indians in the Babine and Stuart Lake areas.

Preliminary meetings to discuss this matter were held in the spring between representatives of the Advisory Committee and of the Indian Affairs Branch. The Commissioner for Indian Affairs asked that the investigation by the Committee be postponed until the autumn, to enable Federal officials to make a previous survey of the situation.

At the request of the Advisory Committee, a conference was subsequently arranged at Burns Lake on October 5th by Mr. Cyril Shelford, M.L.A. for Omineca, with the active co-operation of the Burns Lake Board of Trade. Those in attendance included the president and vice-president of the Burns Lake Board of Trade; also representatives from all churches, from the Burns Lake School Board, and the school teaching staff; the Parent-Teacher Association; and officials from the Provincial Departments of Health and Welfare, Education, Lands, and Labour. Indian delegates were also present from the Babine Lake and Stuart Lake Indian Agencies. The Advisory Committee was represented by the Honourable the Minister of Labour and also the Secretary.

The existing conditions of the Indians living in the Burns Lake district were discussed by those present at the conference, and the information and advice offered assisted greatly in the investigation.

It was found that adverse conditions in the Burns Lake district exist largely because Indians from Northern Babine Lake reserves are being attracted by work available at Pendleton Bay, a white settlement some 25 miles north of Burns Lake. Many of the Indians working in the timber-mills at Pendleton Bay are living in insanitary housing conditions on Provincial land. An influx of Indian children to the Provincial public school is also causing overcrowded classrooms.

A survey of Pendleton Bay was made by the Minister of Labour at the close of the conference with two delegates to the conference. The Secretary also visited the area on three occasions accompanied by the Indian Superintendent of the Stuart Lake Agency, the Acting-Superintendent of the Babine Agency, and an official from the Provincial Department of Education.

A comprehensive report on the situation was studied by the Advisory Committee at its meeting in November and, as a result of recommendations made to the Minister of Labour by the Advisory Committee, the following action has already been taken in order to improve the living conditions of the Indians in the Babine Lake area.

Negotiations are in progress between the Provincial Department of Lands and the Indian Affairs Branch for land to be made available by the Province for the setting-up of a new Indian reserve at Pendleton Bay, where the Indians can be properly housed and cared for.

In December a decision was made by the Burns Lake School Board to provide an extra teacher and additional accommodation at the Pendleton Bay Public School, where approximately 75 per cent of the pupils are now Indian children.

The Director of the Cariboo Health Unit of the Provincial Department of Health and Welfare is in direct touch with the Regional Superintendent of the Indian Health Services, with a view to improving insanitary living conditions among the Indians at Pendleton Bay.

The Community Programmes Branch of the Department of Education is approaching the Pendleton Bay community regarding the establishment of a Recreation Commission as a joint project with the Indian residents in that district.

Further action to be taken in other aspects of this investigation is still under consideration by the Advisory Committee.

Education

Provincial Public Schools

Since the " Public Schools Act " was amended in 1949 to make Provincial school education available to Indian children, by agreement with local School Boards, a growing number are attending regular public schools. This is especially true at the secondary-school level, where Indian children are taking advantage of facilities provided. The approximate figures for such attendance during 1955 are: Elementary, 1,100, and secondary, 550. The tuition fees for Indian children attending Provincial public schools are paid by the Indian Affairs Branch.

British Columbia leads all other Provinces in the number of Indian children being educated in its public schools, training-schools, and the University. Indeed, latest statistics show that nearly one-third of the young Indians in this Province are receiving education and vocational training off their reserves.

This means that more Indian children in British Columbia than anywhere else in Canada are getting the opportunity to work and play with their white neighbours during the impressionable years of childhood. It means, also, that this Province is preparing a future generation of Indian leaders, parents, and wage-earners who will take their place with greater ease and confidence beside their fellow-citizens in British Columbia.

Indian Day-schools on Reserves

By agreement with the Indian Affairs Branch, Provincial Inspectors of Schools report upon the work of teachers in Indian day-schools in or adjacent to their inspectorates.

In the school-year 1954–55, 101 inspections by Provincial officials were made, and reports filed both with the Indian Affairs Branch and the Provincial Superintendent of Education. In this way the general standard of Indian day-school education is maintained

on a comparable basis with that of Provincial public schools. Thus the Indian child emerges from his school on a reserve better fitted to mix with his white neighbours in adult life.

School Agreements

An agreement was reached between the Federal and Provincial Governments for sharing the capital costs of the construction of the Alert Bay High School, which was opened by the Provincial Minister of Education last April. This is the largest school to be built for the joint education of Indian and white children, with some 100 Indian pupils and 80 white pupils now attending. It is anticipated that a school will be completed at Skidegate in the Queen Charlotte School District next year as the result of a similar agreement.

Community Programmes

Leadership Training Course

This year a second Indian woman councillor from Masset, Mrs. Mona Bell, attended the leadership training course conducted by the Community Programmes Branch of the Provincial Department of Education at the Summer School held in Victoria last July.

In an effort to attract more Indians from other parts of the Province to attend these courses, the approval of the Commissioner for Indian Affairs has been given to the circularization of all Indian Agents in British Columbia with current literature from the Community Programmes Branch in Victoria. The Advisory Committee is anxious that more native Indians should be encouraged to join white students in training for joint community projects. There are Indians sitting on a Recreation Commission along with white citizens in Alert Bay, a member of the Committee reported, and it is proving most successful in bringing together the Indian and white populations in various community activities.

Vocational and Apprenticeship Training

The fundamental purpose of any vocational training programme for Indians is to prepare them to find a secure place within the Provincial community, and to teach them the habits of a settled existence with an occupation which will provide them with a more secure livelihood than their aboriginal way of life.

The members of the Advisory Committee consider, however, that it is essential to foster within the Indians themselves adequate reasons for taking part actively in a training programme. The public-school education offered to Indians by this Province plays an important part in awakening within the young people a desire to progress with their classmates into various spheres of vocational training.

The Provincial Advisory Committee on Indian Affairs recommended last year that further steps be taken to encourage young Indians to avail themselves of vocational and apprenticeship training, and there has been particular emphasis placed on this field of activity during 1955.

The Department of Education at present operates the Federal-Provincial Vocational School at Nanaimo. The Advisory Committee was represented at a meeting in September when plans were discussed to extend the programme offered at this school to include courses in building construction, boat-building, and marine-engine maintenance and operation. One purpose of this expansion will be to provide practical training for Indians engaged in the fishing industry and other vocations, thus meeting an existing need and providing immediate and practical assistance to the native population.

Indians are also being given greater encouragement to attend the Vancouver Vocational Institute, which offers over twenty different types of training, ranging from stenog-

raphy, hairdressing, beauty culture, and nursing for girls, to navigation, auto mechanics, carpentry, and diesel-engine training for boys.

Vocational and apprenticeship training for Indian youth is of particular interest to the Provincial Department of Labour, and representatives from that Department, as well as from the Advisory Committee, sit on various committees when such matters are discussed.

As a result of the Provincial Advisory Committee's recommendation regarding vocational and apprenticeship training, the Director of Apprenticeship has given much thought to means by which more Indians could be encouraged to avail themselves of training. A three-point programme of action has therefore been drawn up this year: Firstly, Indian youth must be selected, and trade training provided for them free of cost; secondly, employment should be found for them, and a close liaison maintained during the first year or so of their employment; and thirdly, vocational training programmes should be provided for them during each year of their apprenticeship until their training is completed. The first phase of this programme is already under way, and consideration is now being given to means by which the remainder can be implemented .

In addition, after consultation with the Indian Affairs Branch and the Director of the Vancouver Vocational Institute, another carpentry training group has been started on premises operated by the Apprenticeship Branch, which is particularly designed to include Indian apprentices.

Indian Labour

Concurrently with this training programme, Department of Labour officials are constantly alert for any discrimination against Indians in the field of labour. Tribute has been paid by Indian Superintendents to their assistance in helping the Indians with industrial relations and eliminating exploitation of Indian labour. Indians are being increasingly employed in logging camps, timber-mills, fish-canneries, and many other industrial concerns. The Government also uses Indian labour in highway construction, boundary surveys, and other Provincial projects.

University of British Columbia Training Courses

It is encouraging to note that seven Indians attended the Youth Training Courses held at the University of British Columbia in 1955. Five of the students were from Bella Bella, one from Bella Coola, and one from Chilliwack.

The late Mr. Dan Aasu, of Cape Mudge, was the only Indian among thirty-five British Columbia fishermen to attend the course at the University of British Columbia sponsored by the University Extension Branch of the Department of Fisheries. This was the first course of its kind to be inaugurated at the University.

Health

The same harmonious co-operation continued during 1955 as in past years between Indian and Provincial health services. Numerous consultations between Dr. W. S. Barclay, Regional Superintendent of Indian Health Services, and officials of the Provincial Health Branch helped to co-ordinate the work being undertaken by both Governments throughout the year.

During 1955 Dr. Barclay was unanimously appointed as a member of the Health Officers' Council, which is composed of all the full-time Medical Health Officers of British Columbia, and he participated in two of its meetings during the year.

In a further effort to co-ordinate the communicable-disease control measures throughout the Province, the Superintendent of Indian Health Services in British Columbia was also elected to the Communicable Disease Sub-committee of the Health Officers' Council, and attended the two meetings of that group during 1955 in order to consider revision of the Communicable Disease Regulations.

The Federal Indian Health Superintendent also participated in the planning of the Salk vaccine programme designed to promote immunization against poliomyelitis. As a result, the same programme of poliomyelitis immunization was made available to the Indian as to the white population. Wherever possible, the immunizations were handled by the Indian Health Services. Where this was not possible, the Indians in the specific age-groups of 5 and 6 years of age were immunized at the clinic organized by the Provincial public health services. During the programme, 744 Indian children in those specific age-groups received Salk vaccine. It is proposed that the same programme for poliomyelitis immunization for Indian children as for white children will be maintained in future.

Provincial Public Health Nursing services continue to be provided to certain Indian reservations where no Federal Indian health services are available. During the year Provincial health services were extended to 2,998 Indians on forty-four different reservations, and reports were forwarded to the Indian Superintendents concerned. A *per capita* charge of $1.25 per annum is made to the Indian Health Services by the Provincial Government for this service.

Certain Provincial public health educational material is supplied on request to the Indian Health Services, mostly in the form of literature dealing with such subjects as nutrition, child-care, and dental education.

Hospitals and Homes

All Indians resident in the Province of British Columbia are covered for hospital insurance, regardless of whether or not they reside on reservations.

In addition, the Research Division of the Hospital Insurance Service furnishes statistical information to officials of the Indian Affairs Branch.

The Hospital Insurance Service, through its medical consultant and the manager of the Hospital Finance Division, has worked very closely with the Regional Superintendent of Indian Health Services to facilitate the handling of accounts for Indians resident on reservations or elsewhere in the Province.

Due to the co-ordination of administration which has been established during past years, excellent co-operation exists between Indian Health Services and the British Columbia Hospital Insurance Service.

Mental Hospitals

Indians who are the responsibility of the Federal Government are treated in Provincial Mental Hospitals on the same basis as non-Indians, the full cost of their maintenance being paid by the Federal Government.

Provincial Homes for the Aged and Infirm

The " Provincial Home for the Aged Act," operated by the Department of Health and Welfare, was amended this year, thereby enabling Indians to be admitted to the Home at Kamloops.

Under the " Provincial Infirmaries Act," which is operated by the British Columbia Hospital Insurance Service, the infirmary at Marpole, at Allco for ambulatory aged, and at Mount St. Mary's in Victoria are open to Indians.

The Provincial Homes for the Aged at Vernon, Terrace, and Coquitlam, which are operated under the Provincial Mental Health Services, also admit Indian patients.

The Federal Government pays the full cost for Indians treated in the above institutions.

Welfare

At its November meeting the Advisory Committee discussed the growing need for welfare services among the Indians of British Columbia. At this stage of their development, when the Indians are emerging from their reserves in increasing numbers and being influenced by a different civilization, it is considered essential that they should be given sympathetic guidance and a degree of supervision during this transitional period. Only by such assistance can the aged and the middle-aged Indians, as well as the young people, learn how to make themselves acceptable neighbours to their fellow-citizens of this Province.

Furthermore, it is considered that a large percentage of the effort and money now being spent on schools, health services, and corrective institutions is not being put to its best use because, without the supervision of welfare workers, the behaviour pattern, home conditions, and health habits of the Indians remain unaffected.

The Committee therefore recommended that Provincial and Federal Governments consult as to how increased welfare services could be made available to the native people in British Columbia.

The Advisory Committee is aware that the Provincial welfare workers throughout the Province assist the Indian Affairs Branch whenever possible in this sphere of Federal responsibility. In addition, the co-operation of the Provincial Health Branch is extended in various ways.

Increasing numbers of applications are made by Indians on reserves to the Supreme Court under the "Adoption Act" each year. These investigations are made by social workers on the Provincial field staff in compliance with this Act.

The Provincial Child Welfare Division has in care twenty-nine Indian children as wards and non-wards of the Superintendent of Child Welfare under the "Protection of Children Act"; of these twenty-nine Indian children at present in care, only three are in Indian foster homes. This is a phase of work which the Committee considers could improve, when more welfare workers are available to encourage better home conditions on Indian reserves.

In the administration of the "Protection of Children Act" and the "Children of Unmarried Parents Act," complaints are accepted by the Provincial Welfare Branch in respect to Indian children.

The Family Division of the Provincial Welfare Branch acts as a referral body and receives frequent requests from welfare departments in the United States for approval of repatriation of Indians who have become indigent there. In all such cases, when Indian status has been confirmed, the request is referred to the local Indian Superintendent, who deals with the matter direct with the inquiring agency or department.

The Family Counselling Service of the Provincial Welfare Branch for problems of relationship and behaviour are available to Indians off the reserves, but with the present complement of staff such services cannot be extended to the reserves. It has been suggested that some agreement might be reached with the Indian Affairs Branch in this regard.

Social Allowance is granted from the Provincial and municipal welfare offices on occasion to single persons or heads of families who are registered Indians, but for whom the Indian Affairs Branch disclaims responsibility because they have been off the reserve for more than eighteen months. This assistance is automatically cancelled if the individual returns to the reserve.

Old-age Pensions

The Provincial Government pays half of the $40 monthly pension to those eligible for Old-age Assistance, as well as a $15 maximum bonus, subject to a means test. During 1955, 247 Indians received such benefits from Old-age Assistance pensions and bonuses in British Columbia.

The Federal Government pays the whole of the $40 monthly pension to those eligible for the Old Age Security pension, but in British Columbia an additional maximum bonus of $15 is paid by the Provincial Government, subject to a means test. During 1955, 686 Indians received Old Age Security bonuses from this Province.

Oakalla Prison Farm

A report recently received from Mr. Hugh Christie, Warden of the Oakalla Prison Farm, stated that the change in the calibre of Indian inmates during the past fifteen years has been striking. There was a day when the Indian was considered to be a most difficult person to retain. To-day they are to be found among the best work gangs, and are the most energetic farm workers in the prison. Unquestionably, the Warden stated, the Indians are among the best athletes and, during the Christmas season when seventeen teams competed in an organized play-off, the two winning basketball teams were from the Indian groups. Mr. Christie concluded his report by saying that the general appearance and attitude of Indian boys would be an inspiration to anyone anxious to see the possibilities which exist in the future for the Indian youth of this Province.

Social Security Tax

Since the Province first introduced the social service and municipal aid tax, the Indians have opposed the payment of this tax on goods purchased at stores situated within their reserves.

The Advisory Committee made an investigation of the Indian plea for exemption from payment of this tax, and in February of this year the Provincial Government ruled that sales of tangible personal property to Indians from Indian stores within the limits of a reserve were to be exempt from the tax, now known as the 5-per-cent social security tax. Exceptions to this ruling are Indian storekeepers who wish to sell goods to whites as well as to Indians, or white storekeepers who operate stores on an Indian reserve.

Exemption from the purchase of a trade licence is applicable to an Indian operating a business in similar circumstances.

Agriculture

At the November meeting of the Provincial Advisory Committee, concern was expressed regarding the possibility that Indians are not being given the type of assistance which would enable them to utilize to the fullest benefit the agricultural land which they own. This matter was deliberated when the Honourable Kenneth Kiernan, Minister of Agriculture, took part in a discussion with members of the Committee and the Indian Commissioner for British Columbia. The fact that much agricultural land on reserves is not being used to the advantage of the Indians themselves nor to the good of the Province was reviewed, and the desirability of training more Indian farmers was considered.

The Committee fully realizes that neither Federal nor Provincial legislation can force the Indians to farm or lease their land. This is a matter for the native landholders to decide for themselves. Nevertheless, it was considered that greater encouragement could be given to Indians to utilize for their own benefit potential agricultural lands.

This could be done by stimulating the Indians' interest in farming through training and supervision in order to ensure a return for their labour, or by the Indians receiving income from rentals on land at present lying idle on their reserves.

The Advisory Committee subsequently recommended that, in order to promote a fuller utilization of Indian reserve agricultural land and to ensure its continuing fertility, aggressive action be taken by Federal-Provincial authorities to encourage agricultural training of Indian youth, and, if possible, that the existing close and harmonious co-operation between the Federal and Provincial Governments in agricultural matters be further intensified and extended.

The Advisory Committee is informed that close and harmonious co-operation exists wherever possible between the Provincial Department of Agriculture and the Indian Affairs Branch. The Indian Commissioner for British Columbia has expressed appreciation of the advice and guidance given to officers of his Department by Provincial district agriculturists and horticulturists. Members of his staff are in the habit of discussing with Provincial district officers many matters relating to farm problems and land development, both in the field of general agriculture and in the more specialized work of horticulture.

The Agricultural Engineering Division of the Extension Branch has collaborated on various occasions in examining proposed Indian land-clearing projects in several districts throughout the Province. The Department's land-clearing equipment has been used for the purpose of making more land available for cultivation on the reserves, particularly in the Cowichan, Squilax, Salmon Arm, and Vernon areas.

With the full approval of Superintendents of the Indian Affairs Branch, the Extension Branch of the Provincial Department of Agriculture has encouraged participation by Indian boys and girls in the 4-H Club movement. Successful clubs have been organized at Mission City in the Fraser Valley and at St. Joseph's Mission near Williams Lake. In Vernon three Indian boys are members of the Beef Calf Club, one of whom is now taking a course in agriculture at the University of British Columbia.

The Superintendent of Women's Institutes reports that in various parts of the Province, more especially at Penticton and Cedar, groups of Indian women are active members of Women's Institutes. There is a proposal to start an all-Indian Women's Institute at Cedar on Vancouver Island.

Lands

Throughout the year considerable information of a general nature, in addition to reference maps, lithographed maps, and air photos, has been furnished to the Indian Commissioner for British Columbia by the Provincial Lands Department, as well as to various Indian Agents.

During 1955, arrangements were finalized with the Indian Affairs Branch for the payment to the Indians of royalty upon any gravel removed by the Pacific Great Eastern Railroad Company from Capilano Indian reserve cut-off lands.

Re-establishment and subdivision surveys of Indian reserves in British Columbia were made free of charge for the Department of Mines and Technical Surveys in Ottawa prior to the field season, together with copies of field-notes, plans of relevant surveys, and other pertinent information.

Also during 1955, three plans of re-establishment surveys of Indian reserves, the boundaries of which bordered Provincial Crown lands, were examined and checked prior to confirmation by the Surveyor-General in Ottawa.

Public Works

The erection of a bridge across the Similkameen River to connect the Indians of the Lower Similkameen reservations with the town of Cawston was completed this year. The cost of construction was shared equally between the Indian Affairs Branch and the Provincial Government.

Totem-pole Restoration Programme

The work of chief Indian carver Mungo Martin and two assistant Indian carvers continued into its fourth year under the auspices of the Provincial Museum of British Columbia. The copying of some fourteen ancient Haida, Bella Coola, Tsimshian, and Kwakiutl poles from the Museum collection was completed. In addition, a replica was made of one of the largest Haida totem-poles brought from the Queen Charlotte Indian village of Tanoo a year ago.

These poles, as well as a copy of a Kwakiutl longhouse, have been erected in Thunderbird Park, Victoria, and are a source of great interest to residents and tourists alike.

Public Relations

Recent census figures quoted by the Federal Government show that the Indians of Canada are growing in numbers. During the past five years they increased by more than 15,000, from 135,407 in 1949 to an estimated 151,558 in 1955, representing an increase of 11.1 per cent in that period. The Indians are thus the fastest-growing ethnic race in Canada to-day.

When considered regionally, the greatest numerical increase among Canadian Indians during the same period was in British Columbia, where the population rose by 11.2 per cent, from 27,936 in 1949 to an estimated 31,086 in 1955.

Allied to the rising Indian population in this Province is the fact that an increasing number of Indians are seeking integration into the social and industrial life of British Columbia. This move by the Indians toward the white man's way of life is placing a responsibility upon the rest of the inhabitants of this Province to encourage and assist the process of integration.

The Provincial Advisory Committee gave this matter much consideration at its meeting in November and submitted a recommendation advocating an intensified public relations programme to assist whites as well as Indians to take part in joint social projects such as the Parent-Teacher Associations, Women's Institutes, 4-H Clubs, Scouts and Guides. Joint sports activities were especially recommended, as well as joint cultural activities, including drama, music, and dancing.

At this stage of progress in the Indians' development, the Committee considered there is less value in social projects designed for Indian participation alone. Community activities should be jointly shared by Indians and whites alike whenever possible.

The Advisory Committee is greatly encouraged by the number of organizations and groups of citizens which are already interested in the progressive development of the Indian population in this Province.

The B.C. Indian Arts and Welfare Society, the Coqualeetza Fellowship, and the Okanagan Society for the Revival of Indian Arts and Crafts have done much valuable work in past years to preserve and perpetuate native culture, and to give welfare assistance when possible.

During 1955 the CJVI Victoria broadcasting-station organized a series of thirteen weekly discussions, during which Indian speakers, as well as government and municipal officials, gave their views on a number of outstanding problems.

This year the Christmas Bureau of the Community Chest of Greater Victoria for the first time included the native population in special assistance to needy families and individuals at Christmas.

Also in 1955 the first all-Indian Air Cadet Squadron in Canada was formed at Williams Lake, consisting of fifty-three Indian boys from the St. Joseph's Mission School on the Indian reserve.

In reviewing such indications of public interest in Indian affairs during the past year, the Advisory Committee is confident of continuing support in its work. The acceptance of a common future on the part of both Indians and non-Indians alike is creating a mutual desire to live and work together as fellow-citizens. At this propitious period of integration, the Advisory Committee, after its initial five years of operation, is better equipped to co-operate to the fullest extent with Federal and Provincial authorities to enable the native people of this Province to enjoy and assume the responsibilities of full citizenship.

In conclusion, the Advisory Committee feels it should report to you the quickening in its activities during the latter half of the year as a result of the energy and initiative of the Secretary. The members would be remiss if they failed to reflect in their Annual Report the deep satisfaction with the work of Miss Joanna R. Wright, as recorded in the minutes of the November meeting. Also, we wish to repeat our warm thanks for the strong leadership given to the Committee by the Honourable the Minister of Labour, especially during the three days of our annual conference.

PROVINCIAL ADVISORY COMMITTEE ON INDIAN AFFAIRS.

E. H. MORROW, *Chairman.*
W. D. SCOW, *Vice-Chairman.*
E. N. BOLTON, *Member.*
E. BREWER, *Member.*
C. CATES, *Member.*
L. P. GUICHON, *Member.*

VICTORIA, B.C.
Printed by DON MCDIARMID, Printer to the Queen's Most Excellent Majesty
1956