PUBLIC SCHOOLS

OF THE PROVINCE OF BRITISH COLUMBIA

Eighty-second Annual Report

1952-53

By the Superintendent of Education

VICTORIA, B.C.
Printed by DON MCDIARMID, Printer to the Queen's Most Excellent Majesty
1954

To His Honour CLARENCE WALLACE, C.B.E.,
Lieutenant-Governor of the Province of British Columbia.

MAY IT PLEASE YOUR HONOUR:

I beg respectfully to present the Eighty-second Annual Report of the Public Schools of the Province.

ROBERT WILLIAM BONNER,
Minister of Education.

February, 1954.

DEPARTMENT OF EDUCATION

Minister of Education:

The Honourable ROBERT WILLIAM BONNER

Deputy Minister and Superintendent of Education:

H. L. CAMPBELL, B.A., M.Ed.

Assistant Deputy Minister of Education:

J. F. K. ENGLISH, M.A., B.Pæd.

Executive Assistant to the Deputy Minister:

R. C. GRANT, B.A.

Municipal Inspectors of Schools:

JOHN GOUGH, M.A., Greater Victoria.
A. TURNBULL, M.C., M.M., B.A., Greater Victoria.
C. G. BROWN, M.A., Burnaby.
C. J. FREDERICKSON, B.A., Burnaby.
WILLIAM GRAY, M.A., North Vancouver.
R. S. SHIELDS, B.A., New Westminster.
K. B. WOODWARD, B.A., B.Pæd., Surrey.

Inspectors of Schools in School Districts:

H. D. ABBOTT, M.A., Telkwa.
J. N. BURNETT, M.A., B.Ed., Vancouver.
C. L. CAMPBELL, M.A., Nanaimo.
T. G. CARTER, M.C., Vancouver.
JOSEPH CHELL, M.A., Mission City.
C. E. CLAY, B.A., Grand Forks.
H. C. FERGUSON, B.A., Alberni.
G. W. GRAHAM, B.A., Prince Rupert.
S. J. GRAHAM, B.A., Chilliwack.
W. H. GRANT, B.S.A., B.Ed., Abbotsford.
E. E. HYNDMAN, B.A., B.Pæd., Penticton.
F. L. IRWIN, B.A., Dawson Creek.
I. H. R. JEFFERY, B. A., Kimberley.
G. E. JOHNSON, B.A., B.Ed., Prince George.
A. D. W. JONES, B.A., Abbotsford.
F. P. LEVIRS, M.A., M.S.(Ed.), Cranbrook.
W. E. LUCAS, B.A., B.Pæd., Trail.
J. J. MCKENZIE, B.A., Nelson.
F. A. MCLELLAN, M.A., B.Pæd., Kamloops.
EARL MARRIOTT, B.A., Kamloops.
A. S. MATHESON, B.A., Kelowna.
W. J. MOUAT, B.A., Williams Lake.
W. A. PLENDERLEITH, M.A., D.Pæd., F.R.S.A., F.C.P., Victoria.
C. T. RENDLE, B.A., New Westminster.
D. C. SMITH, B.A., B.Ed., Nelson.
H. D. STAFFORD, B.A., New Westminster.
L. B. STIBBS, B.A., Salmon Arm.
C. I. TAYLOR, B.A., B.Ed., Courtenay.
B. THORSTEINSSON, B.A., M.B.A., Duncan.
A. S. TOWELL, M.A., Vernon.

STAFFS OF THE NORMAL SCHOOLS

Vancouver:

F. C. BOYES, M.A., Principal.
H. H. GRANTHAM, M.A., Ph.D., Acting Vice-Principal.
W. H. AULD., B.A.
Mrs. GERALDINE BIRKETT, B.A., B.Ed.
E. B. BROOME, B.Ed., M.A.
L. E. BROWN, B.P.E.
F. C. HARDWICK, M.A.
Miss A. J. KILGOUR, B.A.
J. MCGECHAEN, M.A.
Miss M. E. MCMANUS, Mus.Bac., M.A.
Miss M. E. MAYNARD, B.A.
Miss K. L. MEREDITH.
E. G. OZARD, B.A.
C. W. TRUAX, B.A., B.Ed.
Miss STELLA SHOPLAND, B.A., Librarian.

Model School:

Miss Z. M. MANNING.
Miss M. J. MACDONALD, A.T.C.M., B.A.

Victoria:

H. O. ENGLISH, B.A., B.S.A., Principal.
H. C. GILLILAND, M.A., Vice-Principal.
Miss K. M. BAKER, B.A.
G. A. BRAND, B.A.
Miss W. A. COPELAND.
Miss D. M. DANIELS, B.A.
H. E. FARQUHAR, B.A.
D. B. GADDES, A.T.C.M., B.Mus.
A. W. JOHNS.
F. H. JOHNSON, M.A., D.Pæd.

SPECIAL OFFICIALS

Registrar: H. M. EVANS, B.A.

Assistant Registrars: J. R. HIND, B.A., B.Pæd., and P. E. WILKINSON, B.A.

Director of Technical and Vocational Education: H. A. JONES.

Inspector of Technical Classes: C. J. STRONG, M.A.

Director of Home Economics: Miss BERTHA ROGERS, B.Sc., M.A.

Inspectors of Home Economics: Miss M. C. ORR, B.A., B.S., and Miss D. DE JONG, B.Sc.,(H.E.).

Director, Educational and Vocational Guidance: H. P. JOHNS, M.A., Ph.D.

Acting Director, Recreation and Physical Education: R. J. PHILLIPS.

Director, Visual Education: J. R. POLLOCK, B.A.Sc.

Director, School Radio Broadcasts: PHILIP J. KITLEY, M.A.

Director, Community Programmes: L. J. WALLACE, B.A., M.Ed.

Director, Summer School of Education: F. H. JOHNSON, M.A., D.Pæd.

Director, Tests, Standards, and Research: C. B. CONWAY, B.Sc., M.S., D.Pæd.

Director, School and Community Drama: H. S. HURN, B.A.

Director of High School Correspondence: Miss EDITH E. LUCAS, B.A., D. ès L.

Director of Elementary School Correspondence: A. H. PLOWS.

Officer in Charge of Text-book Branch: P. G. BARR.

Departmental Comptroller: S. E. ESPLEY.

Chief Clerk: R. D. SMITH.

Superintendent, School for the Deaf and the Blind: C. E. MACDONALD, LL.B., B.S. in Ed., LL.D.

Research Assistant: J. R. MEREDITH, B.A.

School Planning and Construction: J. H. WILSON.

Chairman, Assessment Equalization Board: D. K. KENNEDY.

TABLE OF CONTENTS

	Page
Report of the Superintendent of Education	11
Report on Normal Schools—	
Vancouver	32
Victoria	33
Report of the Director of the Summer School of Education	36
Report of the Director of Technical and Vocational Education	46
Report of the Director of Home Economics	50
Report of the Superintendent of Schools, Vancouver	52
Reports of Municipal Inspectors—	
School District No. 61 (Greater Victoria)	59
School District No. 40 (New Westminster)	67
School District No. 41 (Burnaby)	69
School Districts No. 44 (North Vancouver) and No. 45 (West Vancouver)	70
School District No. 36 (Surrey)	72
Reports of District Inspectors	73
Report of the Superintendent, the School for the Deaf and the Blind	108
Reports of the Directors of Correspondence Schools—	
High School and Vocational Courses	110
Elementary Correspondence School	114
Report of the Officer in Charge of the Text-book Branch	115
Report on Adult Education—	
Industrial Education	119
Correspondence Instruction—	
High School	122
Elementary School	123
Recreation and Physical Education	123
School and Community Drama	126
Report of the Director of Educational and Vocational Guidance	128
Report of the Director of the Division of School Radio Broadcasts	130
Report of the Director of the Division of Tests, Standards, and Research	132
Report of the Director of Visual Education	136
Report of the Commission on "Education of Soldiers' Dependent Children Act"	138

STATISTICAL RETURNS

PAGE

Number of Pupils Enrolled by Type of School 11

Distribution of Pupils by Grade and Sex 12

Distribution of Teachers and Pupils According to Different Classes of Schools 12

Teachers' Certificates 13

Comparison of Enrolment and Expenditure for Public Education 13

Comparison of Enrolment and Cost per Pupil to Provincial Government 14

Cost per Pupil, on Various Bases, for the School-year 1952–53 15

Children of Foreign Parentage 16

Number of School Districts 16

Number of Senior High Schools, Divisions, Teachers, and Pupils in Each District 16

Number of Junior-Senior High Schools, Divisions, Teachers, and Pupils in Each District 17

Number of Junior High Schools, Divisions, Teachers, and Pupils in Each District 18

Number of Superior Schools, Divisions, Teachers, and Pupils in Each District 18

Number of Elementary-Senior High Schools, Divisions, Teachers, and Pupils in Each District 19

Number of Elementary-Junior High Schools, Divisions, Teachers, and Pupils in Each District 19

Number of Elementary Schools, Divisions, Teachers, and Pupils in Each District 20

Number of District Supervisors, Relieving Teachers, Visiting Teachers 21

Summary of All Schools Showing Number of Divisions, Teachers, and Pupils 21

Number of Schools, Teachers, Pupils, and Average Daily Attendance in Each Type of School 23

Teachers' Salaries by Type of School 23

Classification of Teachers' Salaries 24

Expenditure for Education for School-year 1952–53 by Provincial Government 25

Expenditure for Education for School-year 1952–53 by School Districts 26

Summary of Enrolment and Average Daily Attendance by Schools in the Various School Districts 141

Recapitulation of Enrolment by Sex and Grades 175

Information *re* Examination Papers ..... Inside back cover



H. L. Campbell, B.A., M.Ed., Deputy Minister and Superintendent of Education.

Report of the Superintendent of Education, 1952-53

EDUCATION OFFICE,
VICTORIA, B.C., February, 1954.

To the Honourable Robert William Bonner,
Minister of Education.

SIR,—I beg to submit herewith the Eighty-second Annual Report of the Public Schools of British Columbia for the school-year ended June 30th, 1953.

ENROLMENT

The enrolment in the schools of the Province increased during the year from 183,112 to 195,290, and the average daily attendance increased from 163,364 to 176,138. The percentage of the regular attendance was 90.19.

The number of pupils enrolled in the various classes of schools is shown hereunder:—

Type of School	Number of Pupils Enrolled				
	Municipal	Large Municipal	Large Rural	Rural	Total
Senior high schools	6,553	7,154	718	.....	14,425
Junior-senior high schools	9,683	14,982	4,805	.....	29,470
Junior high schools	5,452	7,331	.....	.....	12,783
Superior schools	.....	452	1,363	112	1,927
Elementary-senior high schools	493	3,459	8,333	340	12,625
Elementary-junior high schools	2,795	964	.....	.....	3,759
Elementary schools	45,282	58,864	15,044	1,111	120,301
Totals	70,258	93,206	30,263	1,563	195,290

In addition to the number given above, there were enrolled:—

In the High Correspondence School classes, regular students (exclusive of the 2,863 officially registered in high, superior, or elementary schools)	837
In the Elementary Correspondence School classes, regular students	1,536
Under section 13 (*g*) of the "Public Schools Act," pupils receiving instruction	31
	2,404
Adult education—	
Canadian Vocational Training Programme	2,582
Night-schools	17,795
Vancouver School of Art	88
Vancouver Vocational Institute	1,767
High Correspondence School (adults only)	3,514
Elementary Correspondence School (adults only)	299
Carried forward	28,499

Brought forward	28,449
Adult education—*Continued*	
Recreational and Physical Education classes	59,503
Summer School of Education (1952 session)	1,608
Normal School, Vancouver	406
Normal School, Victoria	207
Industrial and vocational teachers-in-training	91
Victoria College	324[1]
University of British Columbia	5,355[2]
	95,943

[1] This figure does not include an enrolment of 753 in the special evening classes.
[2] This figure does not include the following enrolments: 1952 summer session, 958; 1952–53 extra sessional classes, 200; correspondence courses, 166; partial students (Recreation Course), 21.

DISTRIBUTION OF PUPILS BY GRADE AND SEX

The following table shows the number of boys and girls enrolled in each grade for the school-year 1952–53:—

Grade	Boys	Girls	Total
Kindergarten	945	889	1,834
Grade I	12,919	11,745	24,664
Grade II	10,851	9,754	20,605
Grade III	10,791	9,799	20,590
Grade IV	10,268	9,740	20,008
Grade V	9,761	9,292	19,053
Grade VI	9,055	8,583	17,638
Grade VII	8,793	8,073	16,866
Grade VIII	7,745	7,421	15,166
Grade IX	6,669	6,891	13,560
Grade X	5,202	5,646	10,848
Grade XI	3,676	4,275	7,951
Grade XII	2,748	3,046	5,794
Grade XIII	471	242	713
Totals	99,894	95,396	195,290

DISTRIBUTION OF TEACHERS AND PUPILS ACCORDING TO THE DIFFERENT CLASSES OF SCHOOLS

The number of teachers employed in the different classes of schools, the number of pupils enrolled in each class of school, and also the average number of pupils per teacher are shown in the following table:—

Type of School	Number of Teachers			Total Enrolment	Percentage of Total Enrolment	Average Enrolment per Grade Teacher
	Grade Teachers	Special Instructors	Total			
Senior high schools	471	190	661	14,425	7.39	30.62
Junior-senior high schools	946	344	1,290	29,470	15.09	31.15
Junior high schools	379	146	525	12,783	6.55	33.73
Superior schools	82	1	83	1,927	0.99	23.50
Elementary-senior high schools	428	62	490	12,625	6.46	29.50
Elementary-junior high schools	108	17	125	3,759	1.92	34.80
Elementary schools	3,688	171	3,859	120,301	61.60	32.62
Unclassified	------	72	72	------	------	------
Totals	6,102	1,003	7,105	195,290	100.00	32.00

TEACHERS' CERTIFICATES

The following table shows the number of teachers employed and also the number with or without university degrees:—

Type of School	Number of Teachers		
	With University Degrees	Without University Degrees	Total
Senior high schools	542	119	661
Junior-senior high schools	987	303	1,290
Junior high schools	384	141	525
Superior schools	17	66	83
Elementary-senior high schools	183	307	490
Elementary-junior high schools	47	78	125
Elementary schools	348	3,511	3,859
Unclassified	29	43	72
Totals	2,537	4,568	7,105

COMPARISON OF ENROLMENT AND EXPENDITURE FOR PUBLIC EDUCATION

The enrolment in the schools of the Province for various years since 1877–78 and also the cost of maintaining them are shown in the following exhibit:—

School-year	Number of Teachers Employed	Number of School Districts	Aggregate Enrolment	Average Daily Attendance	Percentage of Attendance	Government Expenditure for Education	Total Expenditure for Public Schools
1877–78	56	45	2,198	1,395	63.49	$48,411.14[1]	.....
1882–83	69	59	2,693	1,383	51.36	60,758.75[1]	.....
1887–88	128	104	6,372	3,093	48.54	113,679.36[1]	.....
1892–93	267	169	11,496	7,111	61.85	174,775.43	$215,056.22[2]
1897–98	429	213	17,648	11,055	62.64	290,255.26	425,555.10
1902–03	607	268	24,499	16,357	66.76	473,802.29	604,357.86
1907–08	816	189	33,314	23,195	69.62	544,671.60	1,220,509.85
1912–13	1,597	359	57,608	43,274	75.12	1,663,003.34	4,658,894.97
1913–14	1,859	374	62,263	49,377	79.30	1,885,654.11	4,634,877.56
1917–18	2,246	575	67,516	54,746	81.09	1,653,796.60	3,519,014.61
1922–23	3,118	744	94,888	77,752	81.94	3,176,686.28[3]	7,630,009.54[3]
1927–28	3,668	788	108,179	91,760	84.82	3,532,518.95[3]	9,261,094.98[3]
1928–29	3,784	792	109,588	94,410	86.17	3,765,920.69[3]	11,149,996.27[3]
1929–30	3,854	803	111,017	96,196	86.65	3,743,317.08[3]	10,008,255.66[3]
1930–31	3,948	811	113,914	99,375	87.23	3,834,727.19[3]	10,061,387.99[3]
1931–32	3,959	830	115,919	103,510	89.29	4,015,074.37[3]	9,719,333.81[3]
1932–33	3,912	821	116,816	104,978	89.86	2,849,972.02[3]	8,941,497.34[3]
1933–34	3,873	827	115,792	103,389	89.30	2,611,937.80[3]	8,213,369.04[3]
1934–35	3,942	762	117,233	101,893	86.91	2,835,040.74[3]	8,458,156.00[3]
1935–36	3,956	773	116,722	101,873	87.27	2,972,385.04[3]	8,775,353.78[3]
1936–37	4,025	763	118,431	104,044	87.85	3,277,660.23[3]	9,593,562.64[3]
1937–38	4,092	741	120,360	106,515	88.49	3,524,962.69[3]	10,193,367.08[3]
1938–39	4,194	721	120,934	107,660	89.02	3,630,670.78[3]	10,640,740.47[3]
1939–40	4,220	720	120,459	108,826	90.34	3,585,769.00[3]	10,521,684.92[3]
1940–41	4,248	730	119,634	103,192	86.26	3,963,848.24[3]	10,982,364.49[3]
1941–42	4,224	696	118,405	102,085	86.22	4,028,397.88[3]	11,120,801.94[3]
1942–43	4,055	661	115,447	93,473	80.96	3,924,243.53[3]	11,502,291.35[3]
1943–44	4,162	654	119,043	102,999	86.52	4,244,898.82[3]	12,231,029.35[3]
1944–45	4,354	650	125,135	107,599	85.99	5,022,534.59[3]	13,683,538.18[3]
1945–46	4,512	86	130,605	114,590	87.74	5,765,205.50[3]	14,818,625.81[3]
1946–47	4,833	89	137,827	121,334	88.03	9,398,473.46[3]	20,176,930.53[3]
1947–48	5,116	93	146,708	129,859	88.51	12,468,653.18[3]	25,768,392.09[3]
1948–49	5,496	97	155,515	138,941	89.34	17,363,430.94[3]	35,538,079.88[3]
1949–50	5,873	97	164,212	147,583	89.87	22,809,631.23[3]	47,726,750.37[3]
1950–51	6,272	98	173,354	154,077	88.88	25,830,076.88[3]	54,195,133.95[3]
1951–52	6,598	101	183,112	163,364	89.21	26,885,980.43[3]	57,881,559.48[3]
1952–53	7,105	100	195,290	176,138	90.19	26,555,080.24[3]	58,401,121.15[3]

[1] The total expenditure for public schools was borne by the Government.
[2] This amount does not include the expenditure (not available) made for incidental expenses in city school districts.
[3] This amount includes the annual grant from the Government to the Provincial University.

COMPARISON OF ENROLMENT AND COST PER PUPIL TO PROVINCIAL GOVERNMENT

The following table shows the enrolment during the last eighteen years and also the cost to the Provincial Government of each pupil:—

School-year	Total Enrolment	Cost per Pupil on Enrolment	Cost per Pupil on Average Daily Attendance
1935–36	116,722	$21.35	$24.46
1936–37	118,431	22.93	26.10
1937–38	120,360	24.05	27.18
1938–39	120,934	24.85	27.92
1939–40	120,459	24.52	27.14
1940–41	119,634	27.82	32.25
1941–42	118,405	28.51	33.13
1942–43	115,447	28.82	35.59
1943–44	119,043	29.81	34.46
1944–45	125,135	33.97	39.51
1945–46	130,605	36.56	41.67
1946–47	137,827	58.24	66.17
1947–48	146,708	74.54	84.21
1948–49	155,515	97.76	109.42
1949–50	164,212	124.59	138.63
1950–51	173,354	131.15	147.56
1951–52	183,112	128.78	144.38
1952–53	195,290	117.50	130.28

COST PER PUPIL, ON VARIOUS BASES, FOR THE SCHOOL-YEAR 1952–53

Grand total cost of education		$58,401,121.15
Less—		
Grant *re* salaries and enrolment, Victoria College	$14,998.15	
Special grant to Victoria College	30,000.00	
Grant to University of British Columbia	2,420,839.00	
Normal School, Vancouver	137,939.70	
Normal School, Victoria	129,873.58	
Cost of night-schools	33,348.77	
Correspondence schools—		
High school	210,790.76	
Elementary school	74,543.81	
Adult education	553,037.05	
Special grant under section 13 (*g*) of Act	3,190.00	
		3,608,560.82
Net cost for total enrolment of 195,290 pupils		$54,792,560.33
Cost per pupil for year on total enrolment		280.57
Cost per pupil per school-day (193 days) on total enrolment		1.45
Cost per pupil for year on average daily attendance of 176,138		311.08
Cost per pupil per school-day (193 days) on average daily attendance		1.61
Net cost to Provincial Government for total enrolment of 195,290 pupils for year ($26,555,080.24—$3,608,560.82)		22,946,519.42
Cost to Provincial Government per pupil for year on total enrolment		117.50
Cost to Provincial Government per pupil per school-day (193 days) on total enrolment		.61
Cost to Provincial Government per pupil for year on average daily attendance		130.28
Cost to Provincial Government per pupil per school-day (193 days) on average daily attendance		.68
Cost *per capita* for year on population of 1,200,000 (1953 estimate)		45.66[1]
Cost *per capita* per school-day (193 days) on population of 1,200,000		.24[1]
Cost to Provincial Government *per capita* for year on population of 1,200,000		19.12[2]
Cost to Provincial Government *per capita* per school-day (193 days) on population of 1,200,000		.10[2]

[1] Computed on the net total cost of $54,792,560.33, which includes debt and capital charges.
[2] Computed on the net total cost to the Provincial Government of $22,946,519.42.

CHILDREN OF FOREIGN PARENTAGE

The number of children of foreign parentage attending the public schools of the Province during the year 1952–53 was as follows:—

Type of School	Americans	Chinese	Doukhobors	Finns	French	Germans	Hindus	Italians	Japanese	Poles	Russians	Scandinavians	Ukrainians	Other Foreign	Total
Senior high schools	189	303	5	63	143	358	27	222	166	153	141	463	270	425	3,063
Junior-senior high schools	433	175	171	145	458	908	70	256	385	279	299	1,323	440	1,025	6,367
Junior high schools	176	200	10	38	123	452	38	131	89	138	171	443	289	560	2,723
Superior schools	21	1	29	62	47	62	.....	8	20	5	11	90	12	146	514
Elementary-senior high schools	172	61	5	63	147	345	.....	134	163	80	64	278	118	310	1,940
Elementary-junior high schools	44	26	.....	10	51	99	2	20	10	38	32	156	43	157	496
Elementary schools	888	1,483	786	393	1,328	3,713	235	949	811	706	861	3,317	1,296	3,743	20,701
Totals	1,923	2,249	1,006	774	2,297	5,937	372	1,720	1,644	1,399	1,579	6,070	2,468	6,366	35,804

NUMBER OF SCHOOL DISTRICTS

The following table shows the number and classes of school districts in which expenditure for school purposes was made during the school-year 1952–53:—

Municipal school districts	7
Large municipal school districts	36
Large rural school districts	36
Rural school districts (unattached)	21
Total number of districts	100

SENIOR HIGH SCHOOLS

The enrolment in senior high schools during the school-year was 14,425; of this number, 7,027 were boys and 7,398 were girls. The number of schools, number of divisions, number of teachers, and the enrolment for the school-year 1952–53 in each district are shown in the following table:—

No. and Name of School District	Number of Schools	Number of Divisions	Number of Teachers	Number of Pupils
7. Nelson	1	11	13	322
10. Arrow Lakes	1	3	3	84
11. Trail	1	23	33	628
19. Revelstoke	1	6	10	164
21. Armstrong-Spallumcheen	1	4	9	161
22. Vernon	1	15	22	461
23. Kelowna	1	16	22	446
33. Chilliwack	1	29	35	885
34. Abbotsford	1	12	18	444
39. Vancouver	6	144	205	4,501
40. New Westminster	2	27	34	805
41. Burnaby	2	46	60	1,447
44. North Vancouver	1	22	27	638
45. West Vancouver	1	9	12	327
53. Terrace	1	4	4	107
61. Greater Victoria	5	72	113	2,254
68. Nanaimo	1	17	25	481
71. Courtenay	1	11	16	270
Totals	29	471	661	14,425

JUNIOR-SENIOR HIGH SCHOOLS

The enrolment in junior-senior high schools during the school-year was 29,470; of this number, 14,476 were boys and 14,994 were girls. The number of schools, number of divisions, numbers of teachers, and the enrolment for the school-year 1952–53 in each district are shown in the following:—

No. and Name of School District	Number of Schools	Number of Divisions	Number of Teachers	Number of Pupils
2. Cranbrook	1	17	23	530
3. Kimberley	1	20	28	618
5. Creston	1	20	28	576
7. Nelson	1	7	8	234
8. Slocan	3	10	10	237
9. Castlegar	1	14	18	423
11. Trail	1	17	23	480
12. Grand Forks	1	12	16	335
14. Southern Okanagan	1	20	25	501
15. Penticton	1	30	40	971
16. Keremeos	1	7	10	222
20. Salmon Arm	1	16	21	467
23. Kelowna	2	19	27	612
24. Kamloops	1	32	44	1,070
28. Quesnel	1	13	17	416
32. Fraser Canyon	1	8	11	245
35. Langley	1	30	43	975
36. Surrey	5	67	90	2,122
37. Delta	1	13	18	375
38. Richmond	1	24	32	737
39. Vancouver	4	224	311	7,596
42. Maple Ridge	1	28	36	939
43. Coquitlam	2	36	50	994
46. Sechelt	1	9	10	236
47. Powell River	1	23	33	653
52. Prince Rupert	1	18	26	589
54. Smithers	1	5	7	121
55. Burns Lake	1	4	4	95
57. Prince George	1	20	29	738
59. Peace River South	1	19	29	587
62. Sooke	2	14	18	353
63. Saanich	3	19	27	546
65. Cowichan	1	27	34	747
66. Lake Cowichan	1	14	18	377
67. Ladysmith	1	12	18	355
70. Alberni	1	32	42	981
71. Courtenay	1	7	10	195
75. Mission	1	22	32	728
76. Agassiz	1	6	9	172
77. Summerland	1	11	15	322
Totals	54	946	1,290	29,470

JUNIOR HIGH SCHOOLS

The enrolment in junior high schools during the school-year was 12,783; of this number, 6,509 were boys and 6,274 were girls. The number of schools, number of divisions, number of teachers, and the enrolment for the school-year 1952–53 in each district are shown in the following table:—

No. and Name of School District	Number of Schools	Number of Divisions	Number of Teachers	Number of Pupils
7. Nelson	1	14	22	483
11. Trail	1	24	33	755
22. Vernon	1	23	31	702
23. Kelowna	1	19	24	616
33. Chilliwack	1	24	30	770
34. Abbotsford	2	25	33	852
38. Richmond	1	17	24	527
39. Vancouver	2	76	107	2,611
40. New Westminster	1	32	42	1,156
41. Burnaby	2	33	43	1,158
44. North Vancouver	1	24	30	878
61. Greater Victoria	3	43	70	1,514
68. Nanaimo	1	25	36	761
Totals	18	380	525	12,783

SUPERIOR SCHOOLS

The enrolment in superior schools during the school-year was 1,927; of this number, 1,002 were boys and 925 were girls. The number of schools, number of divisions, number of teachers, and the enrolment for the school-year 1952–53 in each district are shown in the following table:—

No. and Name of School District	Number of Schools	Number of Divisions	Number of Teachers	Number of Pupils
4. Windermere	1	3	3	71
5. Creston	1	4	4	100
6. Kaslo	1	4	4	86
7. Nelson	1	3	3	76
13. Kettle Valley	3	8	8	169
18. Golden	1	2	2	55
19. Revelstoke	1	3	3	68
22. Vernon	1	3	3	53
27. Williams Lake	3	7	7	179
29. Lillooet	1	2	2	36
46. Sechelt	1	5	5	150
47. Powell River	1	3	3	41
48. Howe Sound	1	2	2	20
51. Portland Canal	1	3	3	59
54. Smithers	2	10	10	305
55. Burns Lake	1	1	2	28
56. Vanderhoof	1	3	3	95
72. Campbell River	1	3	3	61
73. Alert Bay	2	8	8	163
79. Ucluelet-Tofino	1	2	2	49
..... Unattached districts	1	3	3	63
Totals	27	82	83	1,927

ELEMENTARY-SENIOR HIGH SCHOOLS

The enrolment in elementary-senior high schools during the school-year was 12,625; of this number, 6,429 were boys and 6,196 were girls. The number of schools, number of divisions, number of teachers, and the enrolment for the school-year 1952–53 in each district are shown in the following table:—

No. and Name of School District	Number of Schools	Number of Divisions	Number of Teachers	Number of Pupils
1. Fernie	3	37	44	1,128
4. Windermere	2	12	12	323
6. Kootenay Lake	1	8	8	222
10. Arrow Lakes	2	5	5	136
13. Kettle Valley	1	6	6	148
17. Princeton	1	17	21	578
18. Golden	1	7	7	206
20. Salmon Arm	2	10	10	296
22. Vernon	1	13	18	404
24. Kamloops	1	6	6	162
25. Barriere	1	5	5	126
26. Birch Island	1	6	6	166
27. Williams Lake	2	18	21	542
28. Quesnel	1	6	8	172
29. Lillooet	2	19	22	503
30. South Cariboo	3	21	24	568
31. Merritt	1	11	12	370
32. Fraser Canyon	1	4	4	105
39. Vancouver	1	16	20	493
48. Howe Sound	2	19	23	451
49. Ocean Falls	2	19	21	609
50. Queen Charlotte	1	4	4	99
53. Terrace	1	6	6	183
56. Vanderhoof	1	11	11	341
58. McBride	1	8	9	231
60. Peace River North	1	16	21	501
64. Saltspring	1	10	13	325
69. Qualicum	3	24	31	655
71. Courtenay	1	11	12	335
72. Campbell River	1	29	32	1,005
73. Alert Bay	1	6	6	131
74. Quatsino	2	9	9	243
78. Enderby	1	11	13	394
79. Ucluelet-Tofino	1	5	5	134
..... Unattached districts	1	13	15	340
Totals	49	428	490	12,625

ELEMENTARY-JUNIOR HIGH SCHOOLS

The enrolment in elementary-junior high schools during the school-year was 3,759; of this number, 1,928 were boys and 1,831 were girls. The number of schools, number of divisions, number of teachers, and the enrolment for the school-year 1952–53 in each district are shown in the following table:—

No. and Name of School District	Number of Schools	Number of Divisions	Number of Teachers	Number of Pupils
34. Abbotsford	2	16	16	569
41. Burnaby	3	61	71	2,178
45. West Vancouver	1	20	25	617
67. Ladysmith	1	11	13	395
Totals	7	108	125	3,759

ELEMENTARY SCHOOLS

The enrolment in elementary schools during the school-year was 120,301; of this number, 62,523 were boys and 57,778 were girls. The number of schools, number of divisions, number of teachers, and the enrolment for the school-year 1952–53 in each district are shown in the following table:—

No. and Name of School District	Number of Schools	Number of Divisions	Number of Teachers	Number of Pupils
1. Fernie	5	8	8	161
2. Cranbrook	4	27	28	952
3. Kimberley	6	32	33	1,055
4. Windermere	5	5	5	93
5. Creston	7	27	29	746
6. Kootenay Lake	5	5	5	69
7. Nelson	12	44	47	1,509
8. Slocan	13	24	24	552
9. Castlegar	13	29	29	876
10. Arrow Lakes	4	11	11	333
11. Trail	13	98	105	3,078
12. Grand Forks	2	17	18	566
13. Kettle Valley	7	8	8	128
14. Southern Okanagan	3	30	31	1,026
15. Penticton	5	37	40	1,286
16. Keremeos	5	14	14	364
17. Princeton	5	9	9	233
18. Golden	6	7	7	136
19. Revelstoke	5	20	20	675
20. Salmon Arm	10	30	31	918
21. Armstrong-Spallumcheen	1	14	15	538
22. Vernon	6	43	45	1,530
23. Kelowna	17	73	75	2,416
24. Kamloops	27	64	64	1,871
25. Barriere	6	6	6	95
26. Birch Island	6	7	7	121
27. Williams Lake	17	20	20	326
28. Quesnel	21	33	33	926
29. Lillooet	5	5	5	96
30. Ashcroft	8	8	8	115
31. Merritt	4	4	4	57
32. Fraser Canyon	7	20	20	587
33. Chilliwack	13	75	76	2,675
34. Abbotsford	20	52	54	1,679
35. Langley	18	58	58	1,859
36. Surrey	34	139	139	5,301
37. Delta	8	25	26	885
38. Richmond	9	76	77	2,677
39. Vancouver	49	907	1,010	30,109
40. New Westminster	6	70	73	2,743
41. Burnaby	17	147	149	5,423
42. Maple Ridge	12	42	42	1,501
43. Coquitlam	12	64	64	2,331
44. North Vancouver	11	110	117	4,239
45. West Vancouver	5	43	46	1,586
46. Sechelt	12	23	23	586
47. Powell River	11	43	44	1,275
48. Howe Sound	7	11	11	210
49. Ocean Falls	6	6	6	94
50. Queen Charlotte	3	6	6	117
51. Portland Canal	1	1	1	9
52. Prince Rupert	8	36	36	1,168
53. Terrace	9	23	24	724
54. Smithers	5	11	11	346
55. Burns Lake	11	20	20	570
56. Vanderhoof	5	9	9	207
57. Prince George	36	75	77	1,992
58. McBride	10	12	12	193
59. Peace River South	29	56	57	1,574
60. Peace River North	15	18	18	334
61. Greater Victoria	27	255	262	9,807
62. Sooke	11	30	30	906
63. Saanich	12	35	35	1,082
64. Saltspring	5	6	6	101
65. Cowichan	16	43	44	1,225
66. Lake Cowichan	6	25	26	801

ELEMENTARY SCHOOLS—*Continued*

No. and Name of School District	Number of Schools	Number of Divisions	Number of Teachers	Number of Pupils
67. Ladysmith	5	16	16	527
68. Nanaimo	18	73	76	2,183
69. Qualicum	6	10	10	287
70. Alberni	8	55	58	1,886
71. Courtenay	15	55	55	1,768
72. Campbell River	19	25	25	422
73. Alert Bay	8	9	9	116
74. Quatsino	5	5	5	98
75. Mission	15	36	37	1,166
76. Agassiz	3	10	10	306
77. Summerland	1	13	13	486
78. Enderby	6	9	9	181
79. Ucluelet-Tofino	2	2	2	21
Unattached districts	19	39	41	1,091
Totals	849	3,688	3,859	120,301

DISTRICT SUPERVISORS, RELIEVING TEACHERS, AND VISITING TEACHERS

No. and Name of School District	Number of Teachers
39. Vancouver	38
40. New Westminster	2
41. Burnaby	6
43. Coquitlam	2
59. Peace River South	2
61. Greater Victoria	22
Totals	72

SUMMARY OF ALL SCHOOLS

The following table is a summary of all schools, showing number of schools, number of divisions, number of teachers, and number of pupils:—

No. and Name of School District	Number of Schools	Number of Divisions	Number of Teachers	Number of Pupils
1. Fernie	8	45	52	1,289
2. Cranbrook	5	44	51	1,482
3. Kimberley	7	52	61	1,673
4. Windermere	8	20	20	487
5. Creston	9	51	61	1,422
6. Kootenay Lake	7	17	17	377
7. Nelson	16	79	93	2,624
8. Slocan	16	34	34	789
9. Castlegar	14	43	47	1,299
10. Arrow Lakes	7	19	19	553
11. Trail	16	162	194	4,941
12. Grand Forks	3	29	34	901
13. Kettle Valley	11	22	22	445
14. Southern Okanagan	4	50	56	1,527
15. Penticton	6	67	80	2,257
16. Keremeos	6	21	24	586
17. Princeton	6	26	30	811
18. Golden	8	16	16	397
19. Revelstoke	7	29	33	907
20. Salmon Arm	13	56	62	1,681
21. Armstrong-Spallumcheen	2	18	24	699
22. Vernon	10	97	119	3,150
23. Kelowna	21	127	148	4,090
24. Kamloops	29	102	114	3,103
25. Barriere	7	11	11	221

SUMMARY OF ALL SCHOOLS—*Continued*

No. and Name of School District	Number of Schools	Number of Divisions	Number of Teachers	Number of Pupils
26. Birch Island	7	13	13	287
27. Williams Lake	22	45	48	1,047
28. Quesnel	23	52	58	1,514
29. Lillooet	8	26	29	635
30. South Cariboo	11	29	32	683
31. Merritt	5	15	16	427
32. Fraser Canyon	9	32	35	937
33. Chilliwack	15	128	141	4,330
34. Abbotsford	25	105	121	3,544
35. Langley	19	88	101	2,834
36. Surrey	40	223	253	7,950
37. Delta	9	38	44	1,260
38. Richmond	10	100	109	3,414
39. Vancouver	62	1,367	691	45,310
40. New Westminster	9	129	151	4,704
41. Burnaby	24	287	329	10,206
42. Maple Ridge	13	70	78	2,440
43. Coquitlam	14	100	116	3,325
44. North Vancouver	13	156	174	5,755
45. West Vancouver	7	72	83	2,530
46. Sechelt	14	37	38	972
47. Powell River	13	69	80	1,969
48. Howe Sound	10	32	36	681
49. Ocean Falls	8	25	27	703
50. Queen Charlotte	4	10	10	216
51. Portland Canal	2	4	4	68
52. Prince Rupert	9	54	62	1,757
53. Terrace	11	33	34	1,014
54. Smithers	8	26	28	772
55. Burns Lake	13	25	26	693
56. Vanderhoof	7	23	23	643
57. Prince George	37	95	106	2,730
58. McBride	11	20	21	424
59. Peace River South	30	75	88	2,161
60. Peace River North	16	34	39	835
61. Greater Victoria	35	370	467	13,575
62. Sooke	13	44	48	1,259
63. Saanich	15	54	62	1,628
64. Saltspring	6	16	19	426
65. Cowichan	17	70	78	1,972
66. Lake Cowichan	7	39	44	1,178
67. Ladysmith	7	39	47	1,277
68. Nanaimo	20	115	137	3,425
69. Qualicum	9	34	41	942
70. Alberni	9	87	100	2,867
71. Courtenay	18	84	93	2,568
72. Campbell River	21	57	60	1,488
73. Alert Bay	11	23	23	410
74. Quatsino	7	14	14	341
75. Mission	16	58	69	1,894
76. Agassiz	4	16	19	478
77. Summerland	2	24	28	808
78. Enderby	7	20	22	575
79. Ucluelet-Tofino	4	9	9	204
Unattached districts	21	55	59	1,494
Totals	1,033	6,102	7,105	195,290

NUMBER OF SCHOOLS, TEACHERS, PUPILS, AND AVERAGE DAILY ATTENDANCE IN EACH TYPE OF SCHOOL

The following table shows the number of schools of each type, the number of teachers employed, the number of pupils enrolled, and the average daily attendance in each type of school for the school-year 1952–53:—

Type of School	Number of Schools	Number of Teachers	Number of Pupils			Average Daily Attendance
			Total	Boys	Girls	
Senior high schools	29	661	14,425	7,027	7,398	11,661.26
Junior-senior high schools	54	1,290	29,470	14,476	14,994	26,301.60
Junior high schools	18	525	12,783	6,509	6,274	11,728.70
Superior schools	27	83	1,927	1,002	925	1,749.18
Elementary-senior high schools	49	490	12,625	6,429	6,196	11,313.55
Elementary-junior high schools	7	125	3,759	1,928	1,831	3,476.21
Elementary schools	849	3,859	120,301	62,523	57,778	109,907.58
Totals	1,033	7,105	195,290	99,894	95,396	176,138.08

TEACHERS' SALARIES BY TYPE OF SCHOOL

The following table shows the highest, lowest, and average salary (in dollars only) paid to teachers in each type of school, grouped into grade teachers, supervising principals, and special instructors. Part-time teachers, teachers attached to the Bureau of Measurements, superintendents and instructors, and teachers earning less than $1,100 are excluded.

Grade Teachers

Type of School	Number of Teachers	High Salary	Low Salary	Average Salary
Senior high schools	471	$5,900	$1,027	$4,476
Junior-senior high schools	946	5,960	1,035	3,855
Junior high schools	379	6,302	1,027	3,716
Superior schools	82	5,975	1,350	3,035
Elementary-senior high schools	428	5,838	1,325	3,213
Elementary-junior high schools	108	5,470	1,930	3,256
Elementary schools	3,688	6,470	1,000	3,011

Supervising Principals

Senior high schools	27	$7,420	$5,427	$6,444
Junior-senior high schools	43	7,380	5,100	6,202
Junior high schools	16	7,050	5,828	6,354
Elementary-senior high schools	21	6,970	4,304	5,908
Elementary-junior high schools	5	6,785	5,210	5,836
Elementary schools	70	7,005	2,260	5,904

Special Instructors

Senior high schools	163	$6,372	$1,008	$4,477
Junior-senior high schools	301	6,530	1,590	3,904
Junior high schools	130	6,380	2,225	3,792
Superior schools	1	1,251	1,251	1,251
Elementary-senior high schools	41	6,220	2,355	3,460
Elementary-junior high schools	12	6,035	2,805	3,831
Elementary schools	101	5,200	1,100	3,212
Unclassified	72	14,976	1,287	4,305

SALARY CLASSIFICATION

Distribution of teachers by $100 salary-groups, excluding part-time teachers, teachers attached to the Bureau of Measurements, superintendents and instructors, and teachers earning less than $1,100 per annum:—

Salary Range	Number of Teachers	Salary Range	Number of Teachers
$1,100–$1,199	19	$3,900–$3,999	266
1,200– 1,299	19	4,000– 4,099	219
1,300– 1,399	15	4,100– 4,199	128
1,400– 1,499	13	4,200– 4,299	108
1,500– 1,599	20	4,300– 4,399	77
1,600– 1,699	25	4,400– 4,499	70
1,700– 1,799	13	4,500– 4,599	156
1,800– 1,899	56	4,600– 4,699	139
1,900– 1,999	109	4,700– 4,799	135
2,000– 2,099	149	4,800– 4,899	112
2,100– 2,199	237	4,900– 4,999	115
2,200– 2,299	296	5,000– 5,099	92
2,300– 2,399	186	5,100– 5,199	61
2,400– 2,499	249	5,200– 5,299	83
2,500– 2,599	258	5,300– 5,399	111
2,600– 2,699	236	5,400– 5,499	72
2,700– 2,799	253	5,500– 5,599	78
2,800– 2,899	236	5,600– 5,699	76
2,900– 2,999	214	5,700– 5,799	23
3,000– 3,099	224	5,800– 5,899	15
3,100– 3,199	225	5,900– 5,999	27
3,200– 3,299	223	6,000– 6,099	10
3,300– 3,399	216	6,100– 6,199	11
3,400– 3,499	201	6,200– 6,299	15
3,500– 3,599	240	6,300– 6,399	21
3,600– 3,699	290	6,400 and over	80
3,700– 3,799	274		
3,800– 3,899	200	Total	6,996

EXPENDITURE FOR EDUCATION FOR SCHOOL-YEAR 1952–53

Minister's office		$14,577.21
General office		113,382.71
Text-book Branch (free texts, maps, etc.)		251,322.00
High Correspondence School		210,790.76
Elementary Correspondence School		74,543.81
Industrial Education		95,640.79
Visual Education		62,956.52
Inspection of Schools		352,324.57
Normal School, Vancouver		137,939.70
Normal School, Victoria		129,873.58
School for the Deaf and the Blind		270,857.07
Basic and supplementary grants		9,262,198.31
Special salary grant paid under section 13 (*g*) of the Act		3,190.00
Teachers' superannuation (6 per cent)		1,436,597.21
Special aid to rural areas		4,853,650.00
School buildings and essential new equipment		4,974,034.67
Education of soldiers' dependent children		15,143.30
Examinations		76,108.70
Conveying children to central schools		1,021,337.97
Summer School		53,011.70
Adult Education—		
Extension and Adult Education		28,814.29
Recreational and Physical Education		129,956.30
Urban Occupational Training		36,365.45
Rural Occupational Training		12,980.85
Student-aid bursaries		116,245.00
Re-establishment training		32,999.10
Apprentice-training		50,805.89
Vocational Schools' Assistance Agreement		144,870.17
School radio broadcasts		31,469.14
Division of Curriculum		14,762.21
Division of Educational Reference and School Service		15,718.14
Division of Tests, Standards, and Research		40,831.61
Educational and Vocational Guidance		10,475.95
Board of Reference		137.90
Assessment Equalization Board		10,831.90
Incidentals and contingencies		17,496.76
University of British Columbia—		
General grant	$2,333,250.00	
Teacher-training	16,750.00	
University Endowment Lands	70,839.00	
		2,420,839.00
Special grant to Victoria College		30,000.00
Total expenditure by Government		$26,555,080.24
Amount expended by districts (including debt and capital charges)		31,846,040.91
Grand total expenditure		$58,401,121.15

EXPENDITURE BY SCHOOL DISTRICTS FOR SCHOOL-YEAR 1952–53

No. and Name of School District	Total Expenditure[1]	Government Grants	District Expenditure
1. Fernie	$376,756.36	$201,148.63	$175,607.73
2. Cranbrook	300,896.81	157,280.61	143,616.20
3. Kimberley	381,158.26	157,485.79	223,672.47
4. Windermere	106,143.60	82,358.74	23,784.86
5. Creston	420,750.67	304,356.45	116,394.22
6. Kootenay Lake	80,178.56	47,774.02	32,404.54
7. Nelson	595,383.58	289,069.16	306,314.42
8. Slocan	210,102.80	135,229.52	74,873.28
9. Castlegar	305,209.08	186,483.31	118,725.77
10. Arrow Lakes	120,764.22	97,217.01	23,547.21
11. Trail	1,186,941.08	421,725.60	765,215.48
12. Grand Forks	205,195.17	115,890.17	89,305.00
13. Kettle Valley	173,513.49	105,034.19	68,479.30
14. Southern Okanagan	382,461.71	265,466.41	116,995.30
15. Penticton	520,372.16	169,821.45	350,550.71
16. Keremeos	155,085.90	105,466.54	49,619.36
17. Princeton	180,043.98	121,322.94	58,721.04
18. Golden	91,033.51	71,293.05	19,740.46
19. Revelstoke	182,096.53	88,893.82	93,202.71
20. Salmon Arm	345,255.85	184,650.07	160,605.78
21. Armstrong-Spallumcheen	130,384.38	51,545.23	78,839.15
22. Vernon	665,678,26	319,222.93	346,455.33
23. Kelowna	755,170.10	343,862.68	411,307.42
24. Kamloops	799,893.23	404,582.86	395,310.37
25. Barriere	62,329.00	47,834.27	14,494.73
26. Birch Island	89,869,86	66,242.31	23,627.55
27. Williams Lake	507,840.93	327,762.24	180,078.69
28. Quesnel	383,596.53	292,633.44	90,963.09
29. Lillooet	184,044.66	46,858.65	137,186.01
30. South Cariboo	225,251.09	131,133.01	94,118.08
31. Merritt	103,729.97	53,362.59	50,367.38
32. Fraser Canyon	222,610.58	156,910.90	65,699.68
33. Chilliwack	894,719.47	346,553.24	548,166.23
34. Abbotsford	784,494.28	359,481.70	425,012.58
35. Langley	528,454.13	213,953.10	314,501.03
36. Surrey	1,002,508.86	387,276.37	615,232.49
37. Delta	414,791.32	154,664.52	260,126.80
38. Richmond	1,020,190.98	361,038.18	659,152.80
39. Vancouver	13,055,016.97	2,711,753.84	10,343,263.13
40. New Westminster	920,022.70	192,900.81	727,121.89
41. Burnaby	2,946,387.92	1,055,852.60	1,890,535.32
42. Maple Ridge	673,639.41	272,521.57	401,117.84
43. Coquitlam	756,393.95	312,951.71	443,442.24
44. North Vancouver	1,042,745.02	335,068.88	707,676.14
45. West Vancouver	711,709.32	186,528.76	525,180.56
46. Sechelt	289,929.12	182,468.86	107,460.26
47. Powell River	497,105.80	226,452.72	270,653.08
48. Howe Sound	246,350.88	122,222.88	124,128.00
49. Ocean Falls	226,978.01	81,511.81	145,466.20
50. Queen Charlotte	112,455.87	57,899.36	54,556.51
51. Portland Canal	24,119.64	12,860.04	11,259.60
52. Prince Rupert	383,041.17	61,962.40	321,078.77
53. Terrace	207,603.95	149,258.03	58,345.92
54. Smithers	181,381.89	132,974.50	48,407.39
55. Burns Lake	207,781.76	162,768.87	45,012.89
56. Vanderhoof	178,913.10	137,687.11	41,225.99
57. Prince George	951,906.54	474,665.18	477,241.36
58. McBride	275,466.15	165,231.33	110,234.82
59. Peace River South	742,952.10	487,720.00	255,232.10
60. Peace River North	312,835.47	198,624.32	114,211.15
61. Greater Victoria	3,592,435.36	970,743.14	2,621,692.22
62. Sooke	326,116.19	185,585.59	140,530.60
63. Saanich	521,250,41	236,186.23	285,064.18
64. Saltspring	123,161,70	89,140.47	34,021.23
65. Cowichan	510,109.58	246,414.17	263,695.41
66. Lake Cowichan	344,342.64	159,066.27	185,276.37
67. Ladysmith	314,144.91	128,308.51	185,836.40
68. Nanaimo	1,425,958.07	630,461.75	795,496.32
69. Qualicum	639,288.32	373,040.61	266,247.71
70. Alberni	602,759.60	248,874.96	353,884.64
71. Courtenay	1,110,333.18	600,162.97	510,170.21
72. Campbell River	472,497.05	277,781.22	194,715.83

[1] Includes debt and capital charges.

EXPENDITURE BY SCHOOL DISTRICTS FOR SCHOOL-YEAR 1952–53 —*Continued*

No. and Name of School District	Total Expenditure[1]	Government Grants	District Expenditure
73. Alert Bay	166,991.13	96,620.15	70,370.98
74. Quatsino	120,033.40	27,895.40	92,138.00
75. Mission	688,319.60	308,183.70	380,135.90
76. Agassiz	471,510.60	221,354.73	250,155.87
77. Summerland	166,070.61	58,040.76	108,029.85
78. Enderby	122,234.75	74,898.06	47,336.69
79. Ucluelet-Tofino	78,778.12	49,611.30	29,166.82
Unattached			
Atlin	5,003.24	3,137.21	1,866.03
Bamfield	16,029.61	12,185.93	3,843.68
Belmont Park	54,721.20	54,721.20	.....
Butedale	4,474.97	2,135.27	2,339.70
Camp Mile 163	3,153.02	2,858.68	294.34
Camp Mile 300	12,197.93	10,874.46	1,323.47
Camp Mile 456	4,324.56	4,037.86	286,70
Chezacut	2,804.44	2,538.61	265,83
Comox Airport	4,470.00	4,470.00	.....
Esperanza	5,248.81	1,908.27	3,340.54
Fort Nelson	5,646.26	5,260.44	385.82
Fort Nelson Airport	4,586.12	4,586.12	.....
Kyuquot	7,402.81	5,962.30	1,440.51
Lower Post	8,536.53	8,536.53	.....
Sarita River	3,620.53	278.14	3,342.39
Sydney Inlet	3,132.38	3,062.56	69.82
Tahsis River	8,192.10	4,120.12	4,071.98
Tatlayoko	3,987.13	3,987.13	.....
Telegraph Creek	45,475.01	37,294.10	8,180.91
Tulsequah	6,316.44	2,841.14	3,475.30
University Hill	93,002.65	46,178.58	46,824.07
Zeballos	13,177.23	7,319.05	5,858.18
Totals	$52,151,475.88	$20,305,434.97	$31,846,040.91

[1] Includes debt and capital charges.

EXAMINATION SCHOLARSHIP AWARDS, 1953

University Entrance

The fifteen General Proficiency Scholarships, each of $175, awarded by the University of British Columbia, with the accompanying fifteen scholarships, each of $225, generously granted by the Chris Spencer Foundation, were won by the following:—

Place	Name	School	Per Cent
1st in B.C.	Gary Edward Corbett	Oak Bay High School	94.4
2nd in B.C.	Trudean Mounce	Cumberland Junior-Senior High School	93.5
Area 1	Michael John Fraser	Nelson High School	90.4
Area 2	Robert Stewart Roger	Penticton Senior High School	86.8
Area 3	Ted Albert Woodhouse	Vernon High School	86.3
Area 4	Elizabeth Riediger	Chilliwack High School	88.6
Area 5	John Hugo Duerksen	Langley Junior-Senior High School	90.0
Area 6	Mary-Alice Sutter	John Oliver Junior-Senior High School	88.8
Area 7	Florence Joan Grierson	Shurpass Pacific College (Vancouver)	92.9
Area 8	John Walter May	Prince of Wales High School	89.5
Area 9	Klaus Fritz Hochsmann	Burnaby South High School	92.1
Area 10	June Mordina Whaun	West Vancouver High School	91.8
Area 11[1]	.....	.....	.....
Area 12	Lorraine Elizabeth Brand	Victoria High School	91.5
Area 13	Harcourt Robin Brammall	North Saanich High School	87.9

[1] As no candidate achieved the minimum standard of 75 per cent, no award was made.

The Governor-General's Silver Medal for the highest standing in the University Entrance examinations was won by Gary Edward Corbett. The Governor-General's Bronze Medal for the second highest standing in the University Entrance examinations was won by Trudean Mounce.

Senior Matriculation

The six Royal Institution Scholarships, each of $200, awarded by the University of British Columbia for general proficiency were won by the following:—

Name	School	Per Cent
Robert Hugh Veach	Kamloops High School	92.7
Barbara Lucy Morrison	J. Lloyd Crowe High School (Trail)	88.6
Karl Dau	Chilliwack Senior High School	88.4
Ruth Julia Krane	Nelson High School	87.7
William Vaughan Simpkinson	J. Lloyd Crowe High School (Trail)	87.4
Roberta Cunningham Stevenson	Nelson High School	87.2

GENERAL REVIEW

Considerable progress has been made in all branches of Departmental work during the year. Reports of these branches appear in the following pages.

COMMUNITY PROGRAMMES BRANCH

The reorganization of this Branch is proceeding satisfactorily and will replace the former Pro-Rec organization. The objectives of the new Branch are to foster and develop local recreation commissions in all parts of the Province where the need is felt. These voluntary commissions will direct and plan for the needs of their communities.

EDUCATIONAL DIRECTION AND SUPERVISION

Schools exist primarily because of what takes place in the actual classrooms. In other words, the learning situation—what is taught and how it is taught—is of prime importance.

In general, it may be said that major emphasis is being placed on the fundamental skills of reading, writing, spelling, and arithmetic.

No one wishes to return to the days when these were the sole objectives of the educational process. They are, however, a major constituent of a good education and are possible of attainment if the following principles are observed:—

(*a*) Permanence of learning is never achieved completely unless there be frequent use of the knowledge or skill. It is the task of each teacher from Grades I to XII to reteach, review, and refresh all fundamental skills.

(*b*) Students vary markedly in aptitudes and abilities. All cannot learn or perform at the same rate or to the same extent. Hence one standard, or rate of performance, for all is not possible. Given good teaching and sufficient time and repetition, all pupils can master the simple fundamental skills and in varying degrees the more difficult and complex operations.

(*c*) The atmosphere in which learning takes place is of vital importance. Given understanding, encouragement, a reasoned hope of mastery and pleasant compulsion, even the slow-learning pupil can make steady and significant progress. From the apt and able student nothing but highest possible performance should be accepted.

Without sacrificing other values, principals and teachers are bending every effort toward mastery of the fundamental skills.

Revisions and Course Changes

Curriculum development is concerned essentially with improving the quality of education which each child receives. As such, the curriculum is under continuous appraisal and revision. During the year the following revisions were completed:—

English.—Two courses were developed for Grade XII to complete the revision of senior high school English. A tentative course for Grade VII initiated the revision of junior high school English.

Social Studies.—Revised courses in geography, economics, and law were issued for senior high school students.

Science.—Revisions were completed in the advanced elective courses in chemistry and physics.

Music.—A revised course in music for Grades I to III was issued as the first in a series of revisions in the school music programme.

Grade XIII.—New courses were developed in French, German, Latin, Spanish, and mathematics.

In connection with the courses now comprising the secondary-school curriculum, it is not expected that any school in the Province will offer all courses listed. Schools should offer those courses which best meet pupil and community needs and for which adequate staff and facilities are available.

New Text-book Adoptions

As part of the process of keeping the curriculum efficient and up to date, it is necessary that prescribed text-books should be subject to regular examination and appraisal. If changes in text-books are deemed advisable, the following steps are taken:—

(1) All Canadian publishers are notified and are asked to submit texts for consideration.

(2) A text-book appraisal and selection committee is formed, whose membership includes outstanding teachers and University professors.

(3) A careful examination is made of each text submitted, and one or more are recommended on the basis of the results of standard evaluation procedures.

(4) In the process of examining texts, particular consideration is given to those written and published in Canada, and every encouragement is given to the submission of manuscripts by Canadian authors.

(5) Where no purely Canadian text can be found to meet the requirements, steps may be taken to secure a Canadian edition of the best of the British or American texts submitted. This edition is made by Canadian authors and is published in Canada and, where possible, in British Columbia. The few exceptions to this are chiefly the texts for those subjects in which the small enrolment makes it financially impossible to secure a Canadian publication.

The following texts or new editions were prescribed for the year under review:—

English:—

Beckoning Trails, for English 7.
Using Our Language, for English 7.
Essays of Yesterday and Today, for English 40.
Shakespeare: Romeo and Juliet, for English 40.
Argosy to Adventure, for English 41.
Applied English, for English 93.

Social Studies:—

Canadian Social Studies Atlas, for Social Studies 30 and Geography 91.
The World, for Geography 91.
Our Economic Life, for Economics 92.
Canadian Law, for Law 93.
British Columbia Acts, for Law 93.

Mathematics: Basic Algebra, for Mathematics 100.

Science:—

Modern Chemistry, for Chemistry 91.
High School Physics, for Physics 91.
Workbook and Laboratory Manual, for Physics 91.

Languages:—

A Simpler French Course, for French 110.
Vingt et un Contes, for French 110.
Die verschwundene miniatur, for German 110.
Pole Poppenspaler, for German 110.
A Book of German Verse, for German 110.
German in Review, for German 110.
Introduction to Greek, for Greek 90.
Latin Fundamentals, for Latin 110.
The Book of the Ancient Romans, for Latin 110.
Spanish Review Grammar, for Spanish 110.
Historias de don Quijote, for Spanish 110.
Nuestra Natacha, for Spanish 110.
Amada Nervo, sus majores cuentos, for Spanish 110.

Commerce:—

Pitman Shorthand Dictation and Transcription, for Shorthand 31, Secretarial Practice 92 and 93.
20th Century Bookkeeping and Accounting, for Bookkeeping 91.
Comptometer Course for Business Training, for Business Machine Practice 39.
Monroe School Manual of Instruction, for Business Machine Practice 39.
Key Driven Calculator Course, for Business Machine Practice 39.

Drama: Stage and School, for Drama 10, 20, and 30.

RETIREMENTS

At the conclusion of the school-year the Department lost by retirement its Deputy Minister and Superintendent of Education, Dr. F. T. Fairey, who joined the Department in 1938 and assumed the position of Deputy Minister in 1945.

Dr. Fairey made a significant contribution to education during his term of office, and many important changes and advances were made. Principal among these was the huge task of implementing the Cameron Report, whereby the number of school districts in the Province was reduced from 650 to 75.

During the year Mr. Ray G. Williston, B.A., Inspector of Schools at Prince George, resigned, and was elected to the Provincial Legislature.

The following valued officials of the Department also severed their connection with it in order to accept other employment: Miss C. G. Furneaux, Mrs. M. A. Scace, Mr. W. F. Marr, Mr. G. Blair, and Mr. R. J. Phillips.

APPOINTMENTS AND PROMOTIONS

The following appointments and promotions have been made during the year:—

To be Deputy Minister and Superintendent of Education: Mr. H. L. Campbell, B.A., M.Ed.

To be Assistant Deputy: Mr. J. F. K. English, M.A., B.Pæd.

To be Inspectors of Schools: Miss Daisy de Jong (Home Economics); Dr. Dennis Smith, Nelson Inspectorate; and Mr. Arthur Jones, Abbotsford Inspectorate.

To Vancouver Normal School: Miss F. J. Burnham, Miss K. L. Meredith, and Mr. W. H. Auld.

To other official positions: Mr. L. J. Wallace, Director, Community Programmes; Mr. P. E. Wilkinson, Assistant Registrar; Mr. J. Ross Hind, Assistant Registrar; Mr. J. H. Wilson, Supervisor, School Plans; and Mr. J. K. Taylor, Departmental Administration.

The success of a Department of Education depends in very great measure on the assistance and co-operation received from many sources. These include members of the Legislature, Municipal Councils, the School Trustees, the Parent-Teacher Associations, the University staff, the school staffs, and the officials of the Department of Education and of other departments of government. All of these and many others have contributed " beyond the call of duty," and the Department of Education is most grateful.

I have the honour to be,

Sir,

Your obedient servant,

H. L. CAMPBELL,
Superintendent of Education.

PROVINCIAL NORMAL SCHOOLS

Provincial Normal School, Vancouver

REPORT OF F. C. BOYES, M.A., PRINCIPAL

The fifty-second session of the Provincial Normal School, Vancouver, began on September 8th, 1952, and ended on June 19th, 1953. Enrolment and results are indicated in the following table:—

	Men	Women	Total
Enrolled	120	286	406
Awarded diplomas	102	271	373

These figures show an over-all increase of some 18 per cent. The increase in men students was 9 per cent, in women students 22 per cent. In view of the decrease in enrolment the previous year, it was difficult to estimate correctly. The great and unexpected increase strained all of our facilities to the breaking-point. The ratio of staff to students was out of line with the accepted ratio for such institutions. Our library, auditorium, and cafeteria were badly congested. The supervision load carried by staff members during the practice teaching periods was too heavy. In spite of these handicaps, a great deal of good work was accomplished and a fine group of young people took the inconveniences with rare good humour.

The following students were granted distinction standing: George Cuthbert John Barwis, Edith Catherine Carter, Barbara Elizabeth Corbett, June Inez Cruickshank, Sister Mary Immaculata, Barbara Ann Hall, Donald Joplin, Mrs. Geraldine Madge McGill, Francis Edward McPhalen, Merrill Horace Edmund Muttart, Doreen Nettleton, Shirley Joan Pike, Mrs. Gladys May Whitlam Pound, Mrs. Sheila Doreen Thompson, and James Alexander Waldie. The special award from the British Columbia Teachers' Federation was divided this year between Barbara Corbett and Francis McPhalen. The staff was unable to choose between them, and the executive of the Federation kindly consented to divide the award and strike a second medal.

The range in the academic standing of the students remained much the same as in the previous year. Sixteen students had university degrees, while 112 had University Entrance standing. Thirty-five students had completed two or three years of university work. One hundred students had full Senior Matriculation standing and thirty-one had full First Year standing. One hundred and one students had partial Senior Matriculation or First Year standing. Seven students were graduates of the Vancouver Art School and four had degrees in music.

Members of this staff would like to urge high-school principals and counsellors to encourage their students to complete their Senior Matriculation or First Year work before attending Normal School. That extra year of work is worth a great deal when the time comes to face a class.

Once more it is a pleasure to say how much we appreciate the contribution to our training programme, which is made so efficiently and pleasantly by so many officials and teachers. The principals and staffs of the Model and Simon Fraser Schools bear a heavy burden in this regard. Their work in the field of fall participation and in the presentation of demonstration lessons for our students is excellent. The attitude of Mr. H. N. MacCorkindale, his assistants, and the principals and staffs of the Vancouver schools toward our work is most commendable. This same situation pertains in the cases of

Mr. R. S. Shields and his New Westminster staff, Messrs. C. G. Brown and C. J. Fredrickson in Burnaby, and Mr. William Gray, of North Vancouver. During the past few years more and more Inspectors have offered their schools for practice-teaching. All have given fully of their time to assist in the work of teacher-training. We are happy to acknowledge the value of their efforts in this regard.

During the year we had the privilege of hearing talks by officials of various branches of the Government and of teachers' groups. One of the most valuable contributions was made by a panel of School Inspectors chaired by Inspector C. J. Fredrickson. The students were enthusiastic in their response to this discussion. The staff of the Normal School would like these men to know that we, too, appreciated their efforts.

The Provincial Model School continues its most interesting and useful role. Miss Manning, Mrs. Sinclair, and Miss Grier are real assets to our young teachers. Their students are a credit to them. This year, two of our distinction graduates were once pupils of Miss Manning. Work habits learned in that situation have enabled these girls to excel in any field in which they engage.

The Metropolitan Health Committee looked after the health needs of the students in the usual effective and efficient manner. Both staff and students recognize the value of the contribution made by this group, and we are happy to extend to its members our sincere appreciation for their work.

Staff changes became necessary during the year because of the retirement of two of our members and of the granting of one year's leave of absence to a third. Mr. T. R. Hall was superannuated as of June 30th, 1952, and Mr. F. C. Boyes was appointed to carry on as principal. Miss Faye Burnham resigned to be married, and Miss Kay Meredith was appointed as instructress in Physical Education. Her work is of a high order. Dr. H. H. Grantham was granted one year's leave of absence to carry on work with U.N.E.S.C.O. in Indonesia. The City of Vancouver loaned us Mr. Norval Brown to carry on in his place. His work was excellent, and I would like to see him become a regular member of this staff. Mr. Wilfred Auld was appointed as instructor in Social Studies. We were most fortunate to secure him. Mr. Enoch Broome was appointed acting vice-principal. I cannot speak too highly of his work in that capacity.

In closing, I would like to express my sincere thanks to the officials and staff members of the Department of Education and of the Department of Public Works. I have always met with the highest degree of co-operation in my dealing with all of them. Perhaps I might be allowed to say a special " thank you " to Mr. Evans, the Registrar, who works tirelessly to help us with our many problems.

Provincial Normal School, Victoria

REPORT OF H. O. ENGLISH, B.A., B.S.A., PRINCIPAL

The thirty-ninth session of the Provincial Normal School at Victoria began on September 8th, 1952, and ended on June 19th, 1953. Enrolment and results are shown in the table which follows:—

	Men	Women	Total
Enrolment	49	158	207
Awarded diplomas	44	149	193
Withdrew	3	7	10
Incomplete	2	2	4

Honour Standing and Awards

Four students graduated with honour standing, namely: Betty Ann Carstens, Courtenay; Bonita Evans, Duncan; Marguerite Mawer, B.A., Victoria; and Else Nyffeler, Oyama.

The Denton Memorial Award for outstanding achievement and leadership was won by Marguerite Mawer.

The British Columbia Teachers' Federation medal and prize for scholarship and teaching ability was awarded to Betty Ann Carstens.

Our Programme

The time (in hours) allotted to each course, not including organized extra-curricular activities, was as follows: Introduction to Teaching, 30; Educational Psychology, 30; School Organization and Accounting (including School Law and Reports), 30; English, 75; Speech and Drama, 30; Health and Physical Education, 75; Social Studies, 55; Science, 45; Arithmetic, 30; Music, 45; Art, 45; Primary Methods, 30; Primary Printing, Penmanship, and Blackboard Writing, 15; Visual Education, 15; Library Management, 15; Library Use, 60; Assemblies, 40; Special Lectures, 10; Observation and Practice Teaching, 232. All these courses are required; no optional courses are offered.

Observation and Practice-teaching

During the year each student was given an opportunity to observe the work of children and the techniques employed by classroom teachers in at least ten different schools. In each instance approximately six students were assigned to a specific classroom and remained in that situation for at least one-half day.

For teaching experience, the school continued the practice used in former years, assigning students to classrooms for teaching experience at three different times; namely, two weeks near the end of November, two weeks at the end of February, and four weeks following the Easter holiday. In November, and again in February, two students worked as a team in each classroom. For the final practicum, only one student was assigned to each classroom. In almost every instance the students were given complete charge of the classrooms for the entire practicum. As far as possible during the year each student-teacher was given an opportunity to gain experience in both urban and rural classrooms. Altogether, for observation and practice-teaching, we used a total of 403 classrooms in 123 schools.

The co-operation of School Inspectors, principals, and teachers in the placement and sympathetic guidance of our students was appreciated, for without their co-operation this part of our training programme would not be effective.

Health Services

Dr. J. L. Gayton, Medical Health Officer, gave all students a thorough examination early in the fall term, so that necessary attention could be given and Physical Education exemptions and modifications determined. During the year there were scores of consultations on health matters. In several instances, students were referred to Victoria doctors for treatment. As usual, the immunity record of each student in relation to smallpox, diphtheria, etc., was ascertained early in the year and preventive inoculations offered. Most of the students accepted this service; all were X-rayed at the TB. clinic.

As in recent years, Dr. Gayton made arrangements for a series of lectures that would bring first-hand information to the students from authorities actually working in the field of public health. The speakers and their subjects were as follows: Dr. A. N. Beattie, " School Medical, Nursing, and Sanitation Services "; Dr. J. L. Gayton, " Communicable Diseases and Immunization " and " Tuberculosis "; Dr. A. B. Sinclair,

" Venereal Diseases "; and Mr. R. H. Goodacre, " Provincial Health Services and Health Material."

During the year Miss Helen McAleese, of the Saanich and South Vancouver Island Health Unit staff, visited the school regularly for supervision and consultations, and to assist with medical examinations and inoculations.

Faculty and students alike appreciate the excellent services rendered to this school by Dr. Gayton and Miss McAleese. We extend to them and to the Department of Health and Welfare, which authorizes this service, our sincere thanks.

Again, as for several years past, the St. John Ambulance Association provided an evening course in first aid. One hundred and eighty-four students completed the course successfully and were awarded certificates.

In conclusion, it should be noted that although the number of candidates seeking admission to the teaching profession is inadequate, there appears to be gradual improvement in the personality and scholarship qualifications of those registering for the training programme. Also, that a very high percentage of those graduating from this school, including those who possessed only University Entrance standing on admission, have demonstrated their ability to adapt themselves to the demands of our profession and to render satisfactory service in our public schools.

SUMMER SCHOOL OF EDUCATION

REPORT OF F. HENRY JOHNSON, M.A., D.PÆD., DIRECTOR

At the fortieth session of the Department's Summer School of Education, July 2nd to August 5th, 1953, the enrolment reached a new high of 1,711 teachers. This was an increase of 6 per cent over last year's previous record of 1,608. In attendance, this is possibly the largest Summer School of Education in Canada. Out-of-Province addresses were given by fifty-eight teachers, but it is probable that this represents fewer than the actual number of teachers attending from other Provinces, as many of them may have recently established residence in this Province.

The faculty was increased this year to sixty-six, of whom thirteen were visiting lecturers, chiefly from other Canadian Provinces. It was necessary to accommodate the Industrial Arts Section, which in the past has met in Vancouver, at Victoria in the F. T. Fairey Vocational Technical Building due to building alterations at the Vancouver Technical School. In Victoria, seventy-two courses were offered and an additional twenty-six courses in the Industrial Arts Section. At Vancouver, the Commercial Section, located on the campus of the University of British Columbia, offered six courses.

Again, as last year, over half (55 per cent) of the teachers attending were working for higher certificates beyond that of the Elementary Basic. This fact and the record enrolment would seem to be indicative of a general interest among British Columbia teachers in improving the status of their profession.

Due to the large enrolment, there were the usual problems of accommodation. To the faculty and to the teachers in attendance, I am grateful for their cheerful co-operation under these difficulties. For the improvement in our library facilities, grateful acknowledgment is due to the librarians of the Victoria and Vancouver Normal Schools, the Public Library Commission, the University of British Columbia, and the Victoria City Library.

COURSES AND ENROLMENT (SUMMER SESSION ONLY)

Figures for the numbers of courses offered, numbers of instructors, and total enrolment for the past five years are shown in the table below:—

	Courses	Instructors	Enrolment
Victoria Section, 1953 (exclusive of Industrial Arts)	72	53	1,561
Industrial Arts Section	26	9	86
Vancouver Section, 1953	6	4	64
Totals for 1953	104	66	1,711
Totals for 1952	100	61	1,608
Totals for 1951	88	56	1,465
Totals for 1950	91	48	1,462
Totals for 1949	85	52	1,308

COURSES OFFERED

Victoria Section

Philosophy, Methodology, and Administration of Education:

		Enrolment
1.	Principles and Techniques of Elementary Education	131
9B.	Visual Education Workshop (Construction)	30
11.	Principles of Visual Education	52
14.	The Curriculum: Its Objectives and Procedures	77
50.	Classroom Organization and Management	154
52.	School Organization and Administration in British Columbia	62
63.	Introduction to Educational Supervision	58
104x.	Workshop in Educational Leadership	13

Psychology of Education:

110. Educational Psychology 82
115. Psychology of Adolescence 118
126. Adjusting School Work to Individual Differences 113
150. Growth and Development of Children 152
155. Principles of Guidance in the Personality Adjustment of School Children 116
159. Mental Hygiene 95

Kindergarten-Primary Education:

440A. School Music in the Kindergarten-Primary Grades 145
543. Physical Education in the Kindergarten-Primary Grades 57
584. Art Education for the Kindergarten-Primary Grades 60
585. Evaluation of Current Practices in Kindergarten-Primary Grades 122
590. Principles and Practices of Primary Education 128
592. Social Studies and Science in the Primary Grades 148
593. Reading in the Kindergarten-Primary Grades 134
596. Language and Literature in the Kindergarten-Primary Grades 139
597. Arithmetic in the Kindergarten-Primary Grades 146

Intermediate Grades Education:

32. Intermediate Observation and Laboratory Class 87
35. Activity or Enterprise in the Elementary School 61
200. Language Arts in the Intermediate Grades 148
212. Creative Writing 32
214. Classroom Dramatization and Creative Dramatics 46
216. Speech Arts 52
261. Arithmetic in the Intermediate Grades 114
277. The Teaching of Elementary Science 88
357. Art Education in the Elementary School 52
440B. School Music—Intermediate Grades 88
520. Physical Education for the Elementary Classroom Teacher 47

Secondary Grades Education:

100. Philosophy and Methods of Secondary Education 52
346. Modern Canada 60
441. Music Education in the Secondary School 8
801. Workshop in Effective Living 10

Art:

356. Twentieth Century Art 35
365. Modelling and Sculpture 37
367. Design III 7
371. Picture-making 59
382. Design I 48
384. Art Criticism I 52
385. Print-making 52
392. Design II 18
397. Drawing and Painting III 27

Music:

446.	Choral Music and Conducting II	19
448c.	Instrumental Ensemble—Brass	14
456.	Introductory Music Appreciation	27
457.	Instrumental Music I	47
465.	Advanced Choral Literature and Conducting	33
469.	Summer School Chorus	199

Library Service:

409.	Orientation to School Library Work	29
412.	Children's Literature	18
414.	Book Selection	24

Guidance and Counselling:

190x.	Counsellors' Conference	16
193.	Occupational Information Techniques	28

Physical Education:

P.E. 201.	Gymnastics (for Women)	14
P.E. 211.	Team Games I (for Women)	15
P.E. 219.	Minor Games (for Men and Women)	13
P.E. 231.	Aquatics (for Men and Women)	28
P.E. 240.	Dance (for Men and Women)	32
P.E. 241.	Dance (for Women)	17
P.E. 406.	Workshop in Elementary and Junior High School Physical Education Curriculum	33

Home Economics:

650a.	Curriculum and Methods in Home Economics	14
650b.	Curriculum and Methods in Home Economics	38
651.	Problems in Home Economics Education	28

Typewriting:

604.	Practical Typewriting	40

Senior Matriculation:

213.	Senior Matriculation English	150
313.	Senior Matriculation World History	93
316.	Senior Matriculation Canadian History	118

Industrial Arts Education:

220.	Teaching Methods for Industrial Arts in a Junior High School	3
223.	Plane and Solid Geometrical Drawing	4
224.	Freehand Sketching Applied to the Industrial Arts	1
225.	Draughting Applied to Woodwork and Metalwork	1
227.	Elementary Woodwork	9
228.	Elementary Wood-turning	4
229a.	Farm Mechanics (Woodwork)	6
229b.	Farm Mechanics (Electricity)	9
229c.	Farm Mechanics (Metalwork)	8
231.	Elementary Electrical Theory	9
232.	Elementary Electrical Shopwork	9
234.	Art Metalwork	7
235.	Elementary Sheet-metal Work	6
236.	Elementary Machine-shop Work	11

Industrial Arts Education—Continued

238.	Teaching Methods for Industrial Arts in a Senior High School	12
241.	Practical Geometry	9
242.	Freehand Sketching	15
243.	Draughting Applied to Woodwork and Metalwork	20
245.	Advanced Woodwork (Benchwork)	9
246.	Advanced Wood-turning	18
247.	Practice in the Use of Woodworking Machinery; Care and Maintenance	11
248A.	Farm Mechanics (Woodwork)	19
248B.	Farm Mechanics (Metalwork)	5
249.	Advanced Sheet-metal Work	17
250.	Advanced Machine-shop Work	20
255.	Auto Mechanics (for Farm Mechanics, Vocational Teacher-training)	13

Vancouver Section

Commercial Education:

623.	Typewriting (Teaching Methods)	33
625.	Elementary Bookkeeping (Teaching Procedure)	22
629.	Correspondence and Filing	18
630.	Commercial Arithmetic	16
633.	Office Routine, Business Forms, and Secretarial Practice	22
634.	Workshop in Commercial Education	49

Student Courses[1]

Total in 1953	5,150
Total in 1952	5,776
Total in 1951	4,104
Total in 1950	4,443
Total in 1949	3,649

[1] These figures are totals of all course enrolments.

Registration

Table I.—Teaching Experience of Those Registered

13 or more years	297	1 to 3 years	871
10 to 12 years	92	Less than 1 year	94
7 to 9 years	101	Unreported	41
4 to 6 years	215		
		Total	1,711

Table II.—Type of School in Which Teachers Taught in 1952–53

More than 10 rooms	726	2 rooms	131
7 to 10 rooms	189	1 room	141
4 to 6 rooms	251	Unreported or did not teach this year	199
3 rooms	74		

Table III.—Grades Taught by Teachers Enrolled

Grade XIII	15	Grade V	366
Grade XII	226	Grade IV	409
Grade XI	240	Grade III	420
Grade X	247	Grade II	454
Grade IX	296	Grade I	446
Grade VIII	354	Kindergarten	10
Grade VII	349	Special classes	27
Grade VI	310	Unreported	155

Table IV.—Advanced Certificates Sought

Primary	288	Industrial Arts	86
Intermediate	138	Physical Education	53
Art	90	Counsellor	27
Commercial	64	S.A. (Instructor)	31
Music	67	Handicapped	6
Library	38	Not specified	6
Home Economics	51		
		Total	945

Faculty

Abercrombie, W. T., B.A., Principal, Fairview High School of Commerce, Vancouver.

Bancroft, Miss June-Diane E., B.P.E., Instructor in Physical Education, University of British Columbia, Vancouver.

Brown, Mrs. May, B.Sc.(P.E.), Lecturer, School of Physical Education, University of British Columbia, Vancouver.

de Bruyn, J., M.A., Instructor, Department of English, University of British Columbia, Vancouver.

Cameron, Mrs. Gloria, R.N., B.Sc., City Health Nurse, Victoria.

Carruthers, Miss Bertha Muriel, B.A., Librarian in Charge of Elementary School Libraries, Vancouver.

Conner, Miss Florence, B.A.Mus., Music Specialist, Vancouver Schools.

Crabtree, Miss Joyce, B.Sc.(H.Ec.), B.Ed., Home Economics Instructor, Vancouver Technical School, Vancouver.

Ferguson, Miss Nancy, B.A., Physical Education Instructor, Central Junior High School, Victoria.

Furneaux, Miss Catherine G., B.Sc.(H.Ec.), Inspector of Home Economics, Department of Education, Victoria.

Gibson, W. S., Machine-shop Instructor, Victoria High School, Victoria.

Gower, F., Electrical Instructor, Victoria High School, Victoria.

Graham, Colin D., B.A., M.A., Curator of the Victoria Arts Centre, Victoria.

Grant, George, B.A., M.Sc.(P.E.), Supervisor of Physical Education, Greater Victoria Schools, Victoria.

Hagen, C. Larry, S.B., Instructor, Department of Psychology, University of Utah, Salt Lake City.

Hammerl, Miss Melva L., M.A., Supervising Teacher in Art, Roosevelt School, Detroit, Mich.

Hanson, Mrs. Elva P., B.Sc.(H.Ec.), Home Economics Instructor, Cowichan High School, Duncan.

Hardie, William Leslie, M.A., Head of English Department, Victoria High School, Victoria.

Heywood, Robert H., B.A., Head of Commercial Department, Victoria High School, Victoria.

Hutchinson, H. F., Industrial Arts Instructor, Trail High School, Trail.

Irvine, Miss Jean R., B.Sc.(H.Ec.), Home Economics Instructor, Victoria High School, Victoria.

James, Miss Marian D., Primary Specialist, Supervisor of Kindergarten and Primary Grades, Greater Victoria Schools, Victoria.

Jarvis, Donald A., Dip., V.S.A., Instructor, Vancouver School of Art, Vancouver.

Johns, Harold P., M.A., Ph.D., Director of Educational and Vocational Guidance, Department of Education, Victoria.

Johnson, Heber D., M.A., Principal, Ballard High School, Seattle, Wash.

Kaasa, W. H., B.Ed., Drama Director, Victoria Composite High School, Edmonton, Alta.

Kelly, Eric, M.A., Instructor in Social Studies, John Oliver High School, Vancouver.

Kurth, Burton, Chief Supervisor of Music, Vancouver Schools, Vancouver.

Lane, Edwin I., B.A., Art Instructor, West Vancouver Junior-Senior High School, West Vancouver.

Lanning, Walter, B.A., B.L.S., Librarian, Vancouver Technical School, Vancouver.

Levirs, Franklin P., M.A., M.S.(Ed.), Inspector of Schools, Cranbrook.

Lidstone, John, B.Sc., Supervisor of Art and Manual Arts, Vancouver Schools, Vancouver.

Love, Miss E. M. Yvonne, B.Sc.(H.Ec.), Home Economics Instructor, Gladstone Junior-Senior High School, Vancouver.

Mahaffy, Miss C. Elizabeth, M.D., L.M.C.C., Assistant Medical Health Officer, School Medical Officer, Victoria.

Martin, Miss May, Vice-Principal and Librarian, Tecumseh School, Vancouver.

Merrick, Charles J., Draughting Instructor, Gladstone Junior-Senior High School, Vancouver.

McDougall, William Dewar, M.A., Ed.D., Professor of Education and Chairman of the Division of Elementary Education, Faculty of Education, University of Alberta, Edmonton, Alta.

MacKenzie, Russell K., M.A., Mental Health Co-ordinator, Vancouver Schools, Vancouver.

McLagan, R. Moir, B.A., B.Pæd., Head of Effective Living Department, Victoria High School, Victoria.

MacLeod, Clare R., B.A., B.Pæd., Assistant Superintendent and Public School Inspector, Board of Education, Windsor, Ont.

Norton, Miss Miriam, M.A., Instructor in English, Provincial Normal School, Winnipeg, Man.

O'Donnell, Harold C., B.A., B.Ed., Principal, Tolmie Elementary School, Victoria.

Ozard, Elmore G., B.A., Art Instructor, Provincial Normal School, Vancouver.

Perry, Raymond C., Ed.D., Assistant Professor of Education, University of Southern California, Los Angeles, Calif.

Plenderleith, William A., M.A., D.Pæd., Inspector of Schools, Department of Education, Victoria.

Pollock, J. R., B.A.Sc., Director of Visual Education, Department of Education, Vancouver.

Pritchard, Vaughan G., B.A., Commercial Specialist, Victoria High School, Victoria.

Quayle, T., Inspector of Technical Classes, Department of Education, Vancouver.

Rickard, Victor E., Vocational Instructor, Como Lake High School, Coquitlam.

Robson, C. W. Sherwood, Music Specialist, John Oliver High School, Vancouver.

Rogers, Miss Bertha, B.Sc., M.A., Director of Home Economics, Department of Education, Victoria.

Roy, Miss Elsie, Kindergarten-Primary Supervisor, Vancouver Schools, Vancouver.

Shadbolt, J. L., Instructor, Vancouver School of Art, Vancouver.
Slind, Lloyd H., L.R.S.M., B.Sc., B.Mus.Ed., Professor of Music Education, Florida State University, Tallahassee, Fla.
Smith, D., Industrial Arts Instructor, North Vancouver High School, Vancouver.
Smith, Henry Lawson, M.A., Principal, Victoria High School, Victoria.
Smith, J., Auto Mechanics Instructor, Victoria High School, Victoria.
Stark, R. T., Sheet-metal Work Instructor, Victoria High School, Victoria.
Steinson, S. W., M.A., D.Ed., Instructor in Psychology, Saskatoon Normal School, Saskatoon, Sask.
Strong, C. J., M.A., Inspector of Technical Classes, Department of Education, Victoria.
Swainson, Neil A., B.A., Instructor, Victoria High School, Victoria.
Toder, Mrs. Dorothy M., Primary Specialist, Teacher-in-Charge, Spring Ridge School, Victoria.
Wallace, Lawrence J., B.A., M.Ed., Counsellor and Director of Co-curricular Activities, Victoria High School, Victoria.
Watson, Stanley A., B.A., Assistant Superintendent of Elementary Education and Curriculum Co-ordinator, Department of Education, Toronto, Ont.
Yerian, Theo, Ph. D., Head of Departments of Secretarial Science and Business Education, Oregon State College, Corvallis, Ore.
Zeran, Franklin R., Ph.D., Dean, School of Education and Director of Summer Sessions, Oregon State College, Corvallis, Ore.

Student Activity Society

Auditing dates do not permit the inclusion here of 1953 accounts. The following statement is of the accounts of the preceding or 1952 session, as audited by Ismay, Boiston, Dunn & Co., chartered accountants.

Receipts

Activity fees paid by students (*less* refunds)	$3,166.00
Additional income (cash receipts, cafeteria, etc.)	985.90
Total	$4,151.90

Disbursements

Fees and expenses of artists, lecturers, etc.	$2,847.65
Social affairs, dances, picnics, entertainment	574.86
Service charges and incidentals	294.15
Total	$3,716.66
Excess of receipts over disbursements	$435.24
Disbursements *re* Cafeteria Fund	500.00
Excess of disbursements over receipts for the year	$64.76
Funds on hand, December 31st, 1952 (after deducting excess of disbursements as above)	$1,106.32

Winter In-service Courses

During the past three years there has been an increasing demand among teachers for in-service courses in teacher-education to be given during the fall to spring session in

various urban centres. In the year 1952–53, forty-five courses were offered in twelve centres; that is, Vancouver, Victoria, Nanaimo, Maple Ridge, Mission, Langley, Abbotsford, Trail, Kimberley, Nelson, University of British Columbia School of Commerce, and the School for the Deaf and the Blind. These courses enrolled 609 teachers, an increase of 297 over last year's enrolment.

Winter In-service Courses

Year	Number of Courses	Number of Centres	Enrolment
1952–53	45	12	609
1951–52	23	6	312
1950–51	24	6	246



Intermediate demonstration class.



Class in woodworking (Technical and Vocational Section).

Class in print-making (Course 385).

Professor Slind's class in instrumental music (Course 448c).

INDUSTRIAL EDUCATION

REPORT OF H. A. JONES, DIRECTOR OF TECHNICAL AND VOCATIONAL EDUCATION

This report covers the work of the following for the school-year 1952–53:—

(*a*) Industrial Arts (Woodwork and Draughting) in elementary schools.

(*b*) Industrial Arts (Woodwork, Draughting, Metalwork, and Electricity) in junior and senior high schools.

(*c*) Industrial Arts Option Courses in high schools—"A," Woodwork and Draughting, and "B," Metalwork and Draughting — for University Entrance.

(*d*) Vancouver Technical School.

(*e*) Vancouver School of Art.

(*f*) Night-schools.

(*g*) Teacher-training.

(*h*) Vocational Schools' Assistance Agreement.

(*i*) Vancouver Vocational Institute.

Industrial Arts

Junior High Schools

(Report prepared by C. J. Strong, M.A., Inspector of Technical Classes.)

The work carried on in Industrial Arts centres throughout British Columbia during the past school-year, 1952–53, can be considered to be up to previous standards. The continued increase in the number of centres, instructors, and students has made the work of inspection increasingly necessary. The appointment of Mr. Thomas A. Quayle in September, 1952, as Inspector of Technical Classes has made it possible to share the work and to carry out more detailed inspections when necessary. It was possible to spend more time in helping beginning teachers and others requiring assistance in interpreting the curriculum, raising the standard of instruction, and quality of students' work. Although there was no increase in the number of school districts providing facilities for instruction in Industrial Arts, twenty-five instructors were added to our staff.

There are sixty-one school districts in which Industrial Arts is established, these being Abbotsford, Agassiz, Alberni, Armstrong, Ashcroft, Burnaby, Campbell River, Chilliwack, Castlegar, Coquitlam, Courtenay, Cowichan, Cranbrook, Creston, Delta, Fernie, Fraser Canyon, Grand Forks, Kamloops, Kelowna, Keremeos, Kimberley, Ladysmith, Lake Cowichan, Langley, Lillooet, Maple Ridge, Mission, Nanaimo, Nelson, New Westminster, North Vancouver, Ocean Falls, Peace River South, Peace River North, Penticton, Powell River, Prince George, Prince Rupert, Princeton, Qualicum, Quesnel, Revelstoke, Richmond, Saanich, Salmon Arm, Saltspring, Sechelt, Smithers, Sooke, Southern Okanagan, Surrey, Summerland, Trail, University Hill, Vancouver, Vernon, Greater Victoria, West Vancouver, and Williams Lake.

Senior High Schools

Industrial Arts courses in senior high schools continue to show an increased enrolment. The revised programme of studies, used for the first time during the past school-year, has met with general approval. The General Shop Courses 24, 34, and 94 have lived up to our expectations, and this coming school-year should see more schools adopting these courses in their programme.

Industrial Arts Option for University Entrance

During the past year a great deal of work has been done in preparing a new course which will be known as Technical Science. This course is a challenge to students of good ability, with mechanical aptitude, and scientific interest who may wish to proceed to more advanced training in university or industry on graduation from high school. Several high schools are offering this course for the first time in this coming school-year, 1953–54.

The total number of pupils participating is as follows:—

Junior high schools	15,611
Junior-senior high schools	6,966
Total	22,577

Industrial Arts

(Report prepared by T. A. Quayle, Inspector of Technical Classes.)

During the first part of the year's work it was my privilege and pleasure to visit practically all of the Industrial Arts centres in the Province. I was very much impressed on this visit with the great expansion and the high standard of facilities provided to teach Industrial Arts.

During the second part of the year's work, on my visits to centres assigned to me for inspection, I was able to observe more closely the standard of work being done. While there will undoubtedly always be room for improvement, standards on the whole were good, indicating very satisfactory progress in this department.

It is pleasant to note the courtesy and co-operation extended by local Inspectors of Schools and School Board officials on visits to the various districts.

Vancouver Technical School

The following report has been prepared by Mr. E. M. White, B.A.Sc., principal of the Vancouver Technical School:—

" The past year has seen the preparation and finalizing of plans for the new junior high school wing and alterations to the Home Economics, Industrial Arts, and Physical Education Departments. The plans have been most carefully and expertly prepared by Mr. E. King and his architectural staff at the Vancouver School Board, and we are looking forward to the added facilities with tremendous anticipation.

" Many of our disabilities in our existing building will have been remedied, and the introduction of the junior high school will make us much more of a composite high school, with a very definite technical and commercial bias in the last two years of high-school work. It will also give us a better cross-section of our community. A fuller academic programme will also be provided for those students wishing to proceed to the University. However, our technical and commercial bias will not be lost sight of, but rather enlarged upon.

" The same high demand for our graduates prevails, and practically all our Grade XII students were placed before the end of June.

" There was a total enrolment of 1,047 students at the school during the year 1952–53."

Vancouver School of Art

The Vancouver School of Art 1952–53 session has proved the value of the improved accommodation, which has reflected itself in the quality and quantity of the work accomplished. Both staff and students have greatly appreciated the practicability and beauty of their surroundings.

Completion of the façade design and the installation of metal doors has given a sense of completion to the building.

The especially built mural walls proved very useful in the painting of the scenery for the Beaux Arts Ball. This affair, held in conjunction with the Women's Auxiliary of the Vancouver Art Gallery, reflected a great deal of credit upon the committees and students participating. This ball is a fine contribution to the pageantry of the city.

Graphic Arts students held successful exhibitions in the Vancouver Art Gallery and the Victoria Gallery and exhibited with distinction in two national print shows in Toronto.

The school exhibit held at the Vancouver Art Gallery was the attraction of a great deal of favourable notice from the press and the public.

Mr. Yasukawa, Consul for Japan, and Mrs. Yasukawa very kindly gave an illustrated lecture to the students on the culture of Japan. Mr. Yasukawa's donation to the library of two fine books was greatly appreciated.

Book donations have also been received from the French Embassy, the American Consulate, the Belgian Consulate, and from the Students' Council.

In competition with all art schools and universities of Canada, two students of the school, Mr. Startup and Mr. Mayrs, won both first and second prizes respectively. As Mr. Startup won an additional award, this meant that the School of Art won the majority of awards in this Toronto competition. This competition, which was started four years ago, has been won three times by students of the school, and twice they have been second.

Students designed for the School Board the Coronation booklet and the graduation certificates.

We are glad to report that student placement continues to be high. Mr. Startup received two attractive offers while in Toronto.

Staff members have been active in the art world. Mr. J. L. Shadbolt has completed a mural painting for the lobby of the Alcazar Hotel and a mural for the entrance hall of the Cockfield-Brown Advertising Agency, as well as designing a very successful set for the Ballet Festival. Mr. Shadbolt also held a one-man show at the Art Gallery.

Mr. P. Aspell was honoured by having a canvas purchased by the National Gallery at Ottawa.

Mr. Lionel Thomas has been appointed as a judge for the Canadian National Art Exhibition at Toronto.

Staff members have exhibited in painting and ceramics with distinction in Vancouver, Victoria, Seattle, Toronto, Montreal, and Ottawa, and were also well represented in the touring Canadian Art Show.

The staff has active representation in the Federation of Canadian Artists, the Community Arts Council, the British Columbia Industrial Arts Council, the British Columbia Fine Arts, and in both the Exhibition Committee and the Purchase and Acceptance Committee of the Vancouver Art Gallery.

NIGHT-SCHOOLS

Classes in night-schools operated by the local School Boards continue to increase because of public demand. The enrolment during the year 1952–53 was as follows:—

	Students
Vocational	4,996
Non-vocational	12,799
Apprenticeship classes	1,523
Total	19,318

Training of Industrial Arts and Vocational Teachers

Mr. Dalgleish is in charge of this unit at the Vancouver Vocational Institute, working under the direction of the Department of Education, who share on a 50–50 basis the full cost of the training with the Federal Department of Labour.

Tradesmen with a good education are selected for training for a period of one year. The trainees have to support themselves, but the training given is free. The men who have been trained in the last few years have done very good work as teachers and continue their training at Summer School until they qualify for the final certificate. The enrolment during the past year was as follows:—

	Students
Part-time courses	77
Full-time courses	14
Summer School	86
Total	177

Vocational Schools' Assistance Agreement

Under the above agreement, Vocational courses are offered in day and night schools in three areas of training: (*a*) Industrial, (*b*) Commercial, and (*c*) Agriculture. Extra grants are paid to School Boards who offer such courses. The cost is shared equally between the Provincial and Federal Governments. For the year 1952–53 the enrolment was as follows:—

	Number of Pupils	Number of Teachers	
		Part Time	Full Time
Day-schools	5,378	236	53
Night-schools	4,905	.....	180
Teacher-training	91	.....	6
Totals	10,374	236	239

Vancouver Vocational Institute

The Vancouver Vocational Institute is operated by the Vancouver Board of School Trustees. All classes receive grants under the Dominion-Provincial Vocational Schools' Assistance Agreement.

During the past year there was a total enrolment of 1,767 students and a total of 22 subjects taught.

INDUSTRIAL EDUCATION—HOME ECONOMICS

REPORT OF MISS BERTHA ROGERS, B.Sc.(H.Ec.), M.A., DIRECTOR

Total number of students taking Home Economics:—

Elementary schools		2,635	
Junior high schools		14,598	
			17,233
In Grade VII	7,379		
In Grade VIII	6,548		
In Grade IX	3,306		
	17,233		
School for the Deaf and the Blind			13
Senior high schools			7,554
High-school boys	260		
Technical students	59		
Private schools		358	
Indian schools		60	
			418
In elementary grades (Grades VII and VIII)	194		
In high school (senior grades)	224		
	418		
Total number of students taking Home Economics Courses			25,218

There are 125 Home Economics centres in public schools, 5 in private schools, and 2 in Indian schools throughout the Province.

	Centres	Rooms
One-room centres	70	70
Two-room centres	42	84
Three-room centres	12	36
Four-room centres	5	20
Five-room centres	2	10
Six-room centres	1	6
Totals	132	226

New Home Economics centres were opened at:—

Fruitvale: Fruitvale Elementary-Junior High School.
Lytton: Lytton Elementary-High School.
Qualicum: Qualicum Beach Elementary-High School.
Saanich: Royal Oak Junior-Senior High School.
Victoria: John Stubbs Memorial School.

During the session 1952–1953, new school buildings with Home Economics centres were opened at:—

Abbotsford: Abbotsford Junior High School.
Cumberland: Cumberland Junior-Senior High School.

Kamloops: Kamloops Junior-Senior High School.
Mission: Mission Junior-Senior High School.
Nanaimo: Nanaimo High School.
Richmond: Richmond Senior High School.
Victoria: Esquimalt High School and Oak Bay Junior High School.
Williams Lake: Williams Lake Elementary-High School.

An additional Home Economics all-purpose room was equipped in the Langley Junior-Senior High School.

There are 225 Home Economics teachers on the staffs of the schools in the Province, showing an increase of 20 over the total for last year. Of these, 72 are graduates of the School of Home Economics of the University of British Columbia.

Teacher-training courses, offered through the Summer Schools of the Province, were continued. A total of 90 Home Economics teachers was enrolled. Courses offered were as follows:—

Curriculum and Methods in Home Economics.
Problems in Home Economics Education.

Miss Catherine G. Furneaux, B.Sc.(H.Ec.); Mrs. Elva P. Hanson, B.Sc.(H.Ec.); Miss Jean Irvine, B.Sc.(H.Ec.); and Miss B. Rogers, B.Sc.(H.Ec.), M.A.; were the instructors. Miss E. M. Yvonne Love, B.Sc.(H.Ec.), with Miss Joyce Crabtree, B.Sc.(H.Ec.), B.Ed., as her assistant, directed the work of the cafeteria.

In an effort to meet the increasing demand for Home Economics teachers, provision was made for teachers with Permanent First Class or Academic Certificates to qualify for Elementary Home Economics Certificates through three sessions at the Provincial Summer School of Education in Victoria.

During September Miss Catherine G. Furneaux resigned her position as Inspector of Home Economics and was married to Mr. Gordon T. Lough, of Edmonton, Alta.

Miss Daisy de Jong was appointed to succeed Miss Furneaux. Miss de Jong taught Home Economics in Nanaimo, Duncan, Saanich, Prince George, and latterly at Magee Senior High School in Vancouver. She served for two years in the Army Service Corps, Foods Division, during the war.

SCHOOL DISTRICT No. 39 (VANCOUVER)

REPORT OF H. N. MacCORKINDALE, B.A., SUPERINTENDENT OF SCHOOLS

Enrolment

The most pressing problem confronting the Vancouver Board of School Trustees is the provision of sufficient classroom accommodation. The following table will illustrate this.

Enrolment by Grades, September 30th, 1952, and Predicted Enrolment by Grades, 1953–58

	Birth-rate Index[1]	Grade I	Grade II	Grade III	Grade IV	Grade V	Grade VI	Grade VII
1952	1.21	5,669	4,387	4,464	4,394	4,089	3,795	3,586
1953	1.33	6,140	5,669	4,387	4,464	4,394	4,089	3,795
1954	1.25	5,900	6,140	5,669	4,387	4.464	4.394	4,089
1955	1.28	6,000	5,900	6,140	5,669	4,387	4,464	4,394
1956	1.25	5,804	6,000	5,900	6,140	5,669	4,387	4,464
1957	1.28	5,930	5,804	6,000	5,900	6,140	5,669	4,387
1958	1.31	6,100	5,930	5,804	6,000	5,900	6,140	5,669

	Grade VIII	Grade IX	Grade X	Grade XI	Grade XII	Grade XIII	Sp.	Total
1952	3,273	3,075	2,637	1,941	1,512	162	1,303	44,287
1953	3,586	3,207	2,716	1,939	1,400	150	1,325	47,261
1954	3,795	3,516	2,782	2,077	1,432	150	1,300	50,095
1955	4,089	3,419	3,050	2,127	1,534	150	1,320	52,643
1956	4,394	4,007	3,226	2,331	1,571	150	1,300	55,343
1957	4,464	4,306	3,475	2,467	1,722	150	1,320	57,734
1958	4,387	4,375	3,735	2,657	1,822	150	1,350	60,019

[1] Birth-rate index is derived from the number of resident births six years prior to date in column 1 (1945=1.00).

School Buildings

The following buildings were completed in the school-year 1952–53:—

Southlands Elementary School: Eight standard classrooms, gymnasium-auditorium, lunchroom. Completion date, November 30th, 1952.

Cavell No. 2 Addition: Six standard classrooms, health service room, two outside covered play-spaces, lunchroom. Completion date, October 31st, 1952.

Gladstone Secondary School (addition): Unit E—sixteen standard classrooms, five special classrooms, one auxiliary classroom, and auditorium; Unit F—gymnasium; Unit G—cafeteria (addition to existing cafeteria); Unit H—two shops. Completion date, March 31st, 1953.

Carleton No. 2 Elementary School: Seven classrooms. Completion date, February 20th, 1953.

Woodland Assembly-room-Lunchroom (addition): Assembly-room-lunchroom, kitchen, storage-rooms. Completion date, March 31st, 1953.

Begbie Elementary School (addition): One classroom. Completion date, September 2nd, 1952.

Douglas Elementary School (addition): Two classrooms. Completion date, September 2nd, 1952.

Van Horne Elementary School (addition): Three classrooms. Completion date, September 2nd, 1952.

Portable Classrooms, 1952 (each unit consisting of one classroom, toilet-rooms, and cloakrooms): Two units, Renfrew; one unit, Hastings; two units, Douglas; one unit, Queen Elizabeth; one unit, Lord Roberts. Completion date, November 30th, 1952.

The following buildings were under construction in the school-year 1952–53:—

John Oliver High School (second addition): Eighteen standard classrooms, four special classrooms (three General Science, one Art), four shops (junior), five Home Economics rooms, auditorium, cafeteria and kitchen.

Maple Grove No. 1 Addition: Four standard classrooms, gymnasium-auditorium, lunchroom.

Lord Nelson No. 2 Elementary School: Six classrooms.

Nightingale Gymnasium - Auditorium (addition): Gymnasium - auditorium, dental clinic.

Plans in the course of preparation are as follows:—

Technical School (addition): Sixteen standard classrooms, twelve special rooms and shops, double gymnasium, cafeteria.

Britannia High School (addition): Sixteen standard classrooms, eleven special rooms and shops, double gymnasium, cafeteria.

New Secondary School, Fifty-fourth Avenue and Heather Street: Twenty-two standard classrooms, twenty-one special rooms and shops, double gymnasium, cafeteria.

Maple Grove No. 2 Addition (Sir William Osler): Eight classrooms, lunchroom.

Brock (addition): Eight classrooms, lunchroom, gymnasium-auditorium.

Lloyd George (addition): Six classrooms, gymnasium-auditorium, lunchroom.

McBride (addition): Four classrooms, gymnasium-auditorium, lunchroom.

Queen Mary (addition): Four classrooms, gymnasium-auditorium, lunchroom.

Roberts (addition): Gymnasium-auditorium, lunchroom.

Renfrew (addition): Six classrooms, two special rooms.

Portable Classrooms (eight): One unit, Hastings Elementary; two units, Douglas Elementary; one unit, Wolfe Elementary; two units, Tecumseh Elementary; two units, Sexsmith Elementary.

Testing

The following tests were given during the school-year 1952–53:—

(*a*) Number of individual intelligence tests given, 1,355.

(*b*) Number of pupils given group intelligence tests, 12,362.

(*c*) During September the Detroit Beginning First-grade Intelligence Test (Revised) was administered to all Grade I pupils.

(*d*) For June, 1953, achievement tests in the fundamental subjects were given to approximately 4,100 pupils of Grades VI and VIII—Grade VI in junior high-school areas for promotion to junior high school and Grade VIII pupils in senior high-school areas for promotion to senior high school. The type of standardized tests used aids principals and Inspectors in maintaining levels of achievement. Tests were administered by the classroom teacher under the direction of the principal, and promotion lists were submitted to the Bureau of Measurements.

(*e*) Vancouver General Hospital probationary classes in nursing were tested—one class each in September and February.

(*f*) *Testing of Pupils under Age for Grades II, III, and IV.*—At the beginning of September forty-eight children entering the Vancouver school system from private schools who were under age for Grade II, III, or IV were tested to determine their ability to do the work of the grade concerned. Pupils in this category were those entering Grade II who were under 7 years of age, those entering Grade III who were under 8 years of age, and those entering Grade IV who were under 9 years of age as at November 30th. The Supervisor of Primary Work, Miss E. Roy, administered a standardized reading examination and tests in arithmetic, printing, oral reading, and phonics. Members of the Bureau of Measurements staff gave each child an individual intelligence test. Resulting placements were as follows: In Grade IV—one pupil demoted to Grade III; in Grade III—four pupils to remain and two pupils demoted to Grade II; in Grade II—nineteen pupils to remain, twelve pupils demoted to Grade I, and ten pupils to remain on trial for six weeks, or longer.

(*g*) *Bryant Reading Tests, Grades II to VI, Inclusive.*—During November, February, and May sets of tests prepared and standardized by Mr. S. J. Bryant, principal retired of Lord Nelson School, were administered to all pupils in Grades II to VI, inclusive. It is anticipated that other tests will be prepared, so that there will be available one test per grade for each month of the school-year.

(*h*) *Provincial Testing Programme.*—(1) *Inspectors' Test in Arithmetic Computation, Grade VIII.*—At the request of the Deputy Superintendent of Education, Mr. H. L. Campbell, an arithmetic computation test (British Columbia Tests—Arithmetic Computation, Form A, for Grades V and VI), standardized for Grades V and VI, was given from October 15th to 17th, inclusive, to students of Grade VIII in elementary and secondary schools. The same test was administered to Grade VIII pupils in other schools in British Columbia. The purpose of the test was to determine weaknesses which may exist in arithmetic computation. Form B of the test was given early in June as a follow-up to measure the improvement which may have taken place since October.

(2) *Scholastic Aptitude Testing.*—During the latter part of March, at the request of the Department of Education, a scholastic aptitude test (The Dominion Tests—Group Test of Learning Capacity, British Columbia Edition, Advanced Form B) was administered in School District No. 39 (Vancouver) to all pupils taking English 30, 31, 32, and English 40. Arrangements for the project and distribution of testing materials were made through the Bureau of Measurements. Tests were administered by the teacher, and the marking of test papers and tabulation of results were carried out by the Department of Education. Results were returned in time for entering on the transcript form of each candidate. Purposes of the test are defined in the following paragraphs of Dr. C. B. Conway's letter:—

"The new requirements for high-school graduation have presented problems regarding standards of achievement to be required in different courses from General and University Programme students. For example, the students taking Latin 91 may be of an entirely different calibre than those taking Biology 91. School standards in courses taken by a large number of General Programme students may be much lower than those in courses taken chiefly as a University Programme major.

"Because of the need for additional information, a group test of learning capacity will be administered in your school . . . to all U.P. and G.P. students enrolled in English 30, 31, 32 or English 40."

(3) *Standardization of Social Studies 20 Test.*—The Department of Education is standardizing a test in Social Studies 20. In order to establish norms and to determine the suitability of the test items, it was requested that Vancouver schools participate in this project. Accordingly, two experimental forms of a test in Social Studies 20 were given to all Social Studies 20 pupils during the days from May 19th to 25th. Tests were allocated through the Bureau of Measurements. Papers were marked in the Department of Education, and test results furnished each school.

(4) *Terminal Survey Course Test in Mathematics 30.*—As has been customary during the past few years, the Department of Education carried out a Provincial survey of one of the high-school terminal courses—namely, Mathematics 30—"to establish Provincial standards and to enable principals and teachers to make comparisons with results for the Province as a whole." On June 11th all Vancouver pupils enrolled in Mathematics 30 were given a Mathematics 30 examination, which included a test in arithmetic fundamentals. Distribution of the tests was arranged by the Bureau of Measurements. The Department of Education will score the test papers and provide a statistical analysis of the results.

Reports and Statistics

The following reports and statistics were compiled during the year:—

(*a*) Analysis of the results of the achievement and intelligence tests given in June, 1952, to junior high-school entrance pupils and to senior high-school entrance pupils.

(*b*) Compilation of statistics on the geographical origin of new pupils enrolling in Vancouver Schools, September 2nd, 1952, to November 30th, 1952, inclusive.

(*c*) Compilation of statistics on age-grade census for September, 1952, and promotion summary for elementary schools for June, 1952.

(*d*) Tabulation of the Oriental school population of Vancouver schools as at June.

(*e*) One hundred and seven transcripts of school records were forwarded to the Department of High School Correspondence Instruction, Victoria, B.C., at the request of the Director.

(*f*) Preparation of outlines of courses to be offered in the secondary schools of Vancouver in the school-year 1953–54.

(*g*) Sorting and forwarding to principals of secondary schools the applications of students for choice of course—approximately 4,400.

(*h*) Questionnaire on Industrial Arts and Commercial courses. The information requested in this questionnaire by the Director of Technical Education for the Province of British Columbia is compiled each year in the Bureau of Measurements.

(*i*) Racial origin of pupils in classes for new Canadians—a tabulation was made showing the number of pupils of each nationality in our twenty classes for new Canadians.

(*j*) Record and medical cards, and requests for same handled: Number of cards coming into office (record card and medical card for the same pupil counted as one card), 21,056; number of requests for cards made by schools, 17,187; requests which the Bureau of Measurements made to schools for cards which had not been sent to office, 5,251.

In concluding my report on this very important department of our school system, I wish to pay a special tribute to Dr. S. A. Miller and his most capable staff for the splendid reports on various topics prepared for the Superintendent and Board during the past year.

Evening Classes

Classes during the school-year 1952–53 were conducted at the Vancouver Vocational Institute, the Vancouver School of Art, seven high schools, four elementary schools, and seventeen other centres throughout the city. Subject registrations for adult evening classes, 14,044 in all, reached their highest level this year. The total registration represents a gain over last year of 1,468 persons enrolled in courses involving 162 different subjects.

Table Showing Classification of Evening-school Subjects for the 1952–53 School-year, the Number of Classes, the Number of Subject Registrations, and the Number of Teachers in Each Division.

Subjects	Number of Subjects	Number of Classes	Enrolments			Number of Teachers
			Male	Female	Total	
Academic	25	67	1,563	1,310	2,873	40
Shop and technical-vocational[1]	56	142	3,383	187	3,570	122
Business-vocational	11	46	535	1,078	1,613	30
Teacher-training (including kindergarten-teacher training)	19	20	178	302	480	17
Homemaking	15	63	53	1,691	1,744	29
Music, arts, and crafts	24	62	605	922	1,527	53
English and citizenship for the foreign-born	2	38	573	417	990	29
Youth leadership	3	4	113	178	291	5
Recreation	7	27	290	666	956	19
Totals	162	469	7,293	6,751	14,044	344

[1] Shop and technical-vocational distribution: Apprenticeship, 38 classes, with 669 males registered; non-apprenticeship, 104 classes, with 2,714 males and 187 females registered, a total of 2,901 registrations.

Table Showing the Number of Evening Classes Conducted at the Centres in Operation during the 1952–53 School-year and the Number of Subject Registrations at Each Centre.

Centre	Number of Classes	Subject Registrations		
		Male	Female	Total
Vancouver Vocational Institute	107	1,981	244	2,225
King Edward High School	85	1,828	1,280	3,108
Vancouver Technical School	45	862	367	1,229
Fairview High School of Commerce	30	197	926	1,123
John Oliver High School	31	314	578	892
Point Grey Junior High School	26	331	829	1,160
Kitsilano High School	41	311	888	1,199
King George High School and Dawson School	19	241	402	643
Tennyson School	8	396	3	399
Vancouver School of Art	22	254	413	667
Gordon House	12	-------	307	307
Language School	10	161	100	261
Miscellaneous	33	417	414	831
Totals	469	7,293	6,751	14,044

To Mr. Graham Bruce, Director of Adult Education and Night Schools, and his splendid staff, great praise is due for the excellent work being done in this most important field of adult education. This city can be justly proud of the contributions made to assist all types of adults in developing their interests and capacities. All non-vocational courses are self-supporting.

Supervision of Instruction

Classroom instruction has been maintained at a high standard. Our special supervisors of music, handwork, art, home economics, physical education, and primary grades have co-operated splendidly with the Superintendent, Inspectors, and principals in promoting growth and development among our teaching staff. All principals of our elementary and secondary schools do give a large proportion of their time to the supervision of classroom instruction.

All new teachers appointed to the staff have been specially helped by the supervisors and visited on many different occasions by the Inspectors. In-service training classes have been organized for many teachers requiring help and guidance.

Considerable progress has been made during the year in expanding the counselling and mental-health service. The number of counsellors has been increased, and facilities for doing work have been greatly improved. The counselling programme and industry have been linked closer than ever. The National Employment Service has worked most co-operatively with our staff. Many groups, such as the Chartered Accountants Institute, have discussed their mutual problems with teacher groups and counsellors on different occasions.

The programme of mental health has continued to grow, so that now co-ordinated work is being done in the elementary schools as well as the secondary schools.

A conference of counsellors was held recently in connection with the mental-hygiene programme, and the two specially trained teachers, together with the psychiatrist from the Department of School Health, carried on a very splendid panel discussion. The teachers were very much encouraged and were very enthusiastic about the Workshop Conference. It is hoped that more frequent conferences will be held during the coming year. Counselling, mental hygiene, and guidance are being more closely integrated.

Superannuation

The following members of the staff retired on superannuation this year. Every one of them is to be highly commended for their splendid and loyal service during their many years with us.

Teacher	School	Date of Appointment
Bolton, Miss G. A.	Strathcona	February, 1914.
Clarke, J. A.	Norquay (principal)	August, 1913.
Dickinson, Miss B. S.	Templeton	September, 1920.
Gibbard, Miss E.	Lord Byng Senior High	September, 1925.
Harvey, H. E.	Queen Mary (principal)	August, 1911.
Heaslip, L. W.	Technical	September, 1923.
McCallum, D. P.	Point Grey	August, 1913.
Macdonald, A. M.	Van Horne (principal)	September, 1911.
McRae, Miss R. I. R.	Carleton	October, 1911.
Portsmouth, Miss K. M.	Magee	September, 1924.
Williams, A.	Templeton	August, 1914.

The following teachers retired on disability pension during the year:—

Teacher	School	Date of Retirement	Date of Appointment
Griffin, G. H.	Moberly	December 18th, 1951	September, 1927.
MacLeod, J. P. G.	King Edward	February 1st, 1953	September, 1926.
Wishart, A.	Lord Byng	February 1st, 1952	September, 1922.
Woodhead, T. W.	Model (principal)	April 30th, 1953	August, 1908.

Teachers who died during the school-year 1952–53 are as follows:—

Teacher	School	Deceased	Date of Appointment
Burrows, Miss W.	Queen Mary	August 19th, 1952	February, 1923.
Cummings, R. E.	Templeton	June 12th, 1953	September, 1925.
Osterhout, V. H.	King Edward	October 6th, 1952	September, 1931.
Snider, E. E.	Van Horne	September 25th, 1952	September, 1930.

In concluding this brief report to your Department, I wish to thank the Mayor, City Council, Fire Department, Police Department, Parks Board, Library Board, and all the officials of these various organizations for their splendid co-operation during the year.

I am particularly indebted to the press for the splendid reporting which they have made on many intricate problems during the year.

Needless to say, the splendid work which has been done during the past year could not have been accomplished without the splendid support, hard work, and excellent teamwork of the Vancouver Board of School Trustees and staff.

To you, Sir, and to the members of your Department, I am more than grateful for your kind guidance, splendid advice, and help on every occasion.

REPORTS OF MUNICIPAL INSPECTORS

School District No. 61 (Greater Victoria)

REPORT OF J. F. K. ENGLISH, M.A., B.PÆD., MUNICIPAL INSPECTOR OF SCHOOLS

The school-year just closed has been an eventful one. Among other things, it was the Coronation year, and all of us have been conscious of this great event, particularly during the last three months. Two students from the high schools of this area, through the generosity of many citizens and organizations, attended the Coronation ceremonies. The Imperial Order of the Daughters of the Empire presented five Coronation scholarships to students in each of our five high schools. Finally, a splendid colour film entitled "A Queen Is Crowned" was made available locally, through the management of the Odeon Theatre, to all school-children to commemorate the occasion.

Important steps in providing additional school accommodation occurred during the year. The Oak Bay Junior High School was occupied last October, with an initial enrolment of 250 pupils. The additions and alterations to Mount View High School were carried out during the year, even though classes were in session. The Macdonald Park Primary School will be ready for occupancy this September. Construction on Central Junior High School began in the spring of this year and has progressed satisfactorily. We expect that it will be ready for use in September, 1954. A contract was let recently for alterations and additions to Mount Douglas High School, which will be completed by December of this year, and, finally, plans and specifications for the new Lansdowne Junior High School are now virtually complete, and building should commence this autumn. The above presents an imposing picture in new school construction, albeit these units were planned six years ago and are only now taking form.

During the past year much good work has been done at all grade levels in the school system. The teaching staff has endeavoured to maintain a high standard in both the academic and cultural fields. Increased attention is being paid to securing personnel who have qualifications in music, physical education, art, and, to a lesser degree, dramatics and folk-dancing. While we all recognize the fact that the three " R's " still comprise the backbone of the school programme, these other subjects are very important aspects in the present-day education of every boy and girl.

May I take this opportunity, once again, to thank the members of the Greater Victoria School Board, the administrative and teaching staffs of this system for their continued support and co-operation in making our local educational programme as effective as possible.

VICTORIA COLLEGE

(W. Harry Hickman, M.A., Docteur de l'Université de Paris, Principal)

Victoria College has just completed its fiftieth year. During jubilee celebrations, members and two teachers of the class of 1903 met in Victoria, the $259,000 Ewing Building was officially opened by the Honourable Minister of Education, and Chancellor Sherwood Lett of the University of British Columbia gave the annual assembly address. The Fiftieth Anniversary Library Fund, established in honour of former professors of the College, surpassed considerably the $5,000 minimum objective.

The new library offers facilities for displaying acquisitions which, it is hoped, will be the nucleus of a collection of British Columbia art, of interest not only to the students of the College, but to the community. Six original canvasses have already been donated or purchased.

Under the energetic direction of Mr. Robert Wallace, vice-principal of the College, the Evening Division offered twenty courses to a total of 748 adults.

Victoria High School
(H. L. Smith, M.A., Principal)

The total registration at the Victoria High School during the past year was slightly higher than that of the previous school session. There were but few changes in the teaching staff, and school work proceeded with most commendable harmony and, in my opinion, with a high standard of efficiency. Through the co-operation of a most devoted staff, and the initiative and enthusiasm of an active Students' Association, the extra-curricular school programme functioned with conspicuous success.

Examinations in June, 1952, were highly satisfactory. One of our students, Miss Sonia Stuart, led all Provincial candidates in the University Entrance examinations and was the recipient of the Governor-General's medal, the first to be awarded for this distinction.

Oak Bay High School
(Charles A. Gibbard, B.A., Principal)

This year the net enrolment at Oak Bay High School increased from 377 in June, 1952, to 417 in June, 1953, the increase occurring largely in Grade IX.

As a result of the wide variety of courses and of co-curricular activities, especially in athletics, and the harmony which exists between staff and students, the holding power of the school remains excellent.

The students of this school have continued to select the University Programme largely, and a satisfactory standard of work has been maintained.

The opening of the new Oak Bay Junior High School in January has enabled us to make considerable use of the facilities of that school, especially the splendidly equipped shops and laboratories for Industrial Arts and Home Economics, and the auditorium and gymnasium. We owe our thanks to the principal, Mr. R. T. Kipling, for his hearty co-operation.

Mount View High School
(J. M. Thomas, M.A., D.Pæd., Principal)

The school-year 1952–53 has been marked by improvement in buildings and equipment. The new gymnasium will be a great asset in the Physical Education programme. The alterations to the auditorium now, for the first time, provide proper facilities for stage productions of any kind. The new library provides better facilities for all associated library functions. The use of the old library for a sewing-room adds greatly to the adequacy of the Home Economics Department. The medical room and private counselling rooms are very valuable additions.

Staff co-operation has been good, and a tribute should be paid to those members of the staff who gave so freely of their time in promoting various projects "beyond the call of duty."

Academic achievement has been maintained at a satisfactory standard, notwithstanding the serious handicap of new building, reconstruction work in the school, and lack of heat for some months.

Esquimalt High School
(Clive Kelly, B.A., Principal)

This school was enlarged and much of the old part reconstructed during 1951–52. It was officially opened on November 5th by the Honourable Tilly Jean Rolston.

New equipment for Science, Physical Education, Industrial Arts, Home Economics, and Art was added during the year to improve facilities for teaching these subjects.

Projects carried out during the year included a country fair and operetta, as well as the usual complement of social and cultural activities. In all of these activities the staff is to be commended for sharing equally and uncomplainingly the responsibility for their success.

Mount Douglas High School
(Eric Forster, B.A., B.Ed., Principal)

During the year 140 students were enrolled. This represents a slight increase from last year. Noticeable has been the large number of students leaving both Commercial classes and Grade XI to seek gainful employment.

The school offers a full programme of curricular subjects, including Drama, Music, Journalism, Commercial subjects, Home Economics, and Industrial Arts. In extra-curricular fields the school offers Boys' and Girls' Hi-Y, Glee Club, Red Cross, inter-house and inter-high sports. Mention should be made of the Mount Douglas Parent-Teacher Association, which is a vital factor in our school-life.

Central Junior High School
(William McMichael, B.A., Principal)

Construction of the new Central Junior High School Building is now in progress. Demolition of the East Building in February created the problem of accommodation. In anticipation of such a situation, the Commerce classes were transferred to Victoria High School at the commencement of the term in September. Alterations in the West Building and in the girls' gymnasium have provided added classroom space to accommodate thirteen regular and two special classes.

The transfer from the East Building was completed by February 25th without any loss of school time; all classes remained on schedule. This was made possible by the much appreciated co-operation of the Maintenance Department.

Only a few of the extra-curricular activities have had to be curtailed or dispensed with owing to lack of proper facilities. The sports programme has been maintained, although with limited space for activities. Other groups continuing their regular programmes were those in swimming, photography, Junior Red Cross, School Safety Patrol, school paper, art, and music.

S. J. Willis Junior High School
(B. C. Gillie, B.A., B.Ed., Principal)

This, the third, year of operation for this school was marked by a decided increase in enrolment, bringing the numbers up to 700 for most of the year. This number represents approximately a capacity load for the school, there now being classes registered in four special rooms of the school over and above those in the sixteen regular classrooms.

We are now well settled into our academic routine, and at least some of the long-range plans established three years ago appear to be bearing fruit. This is particularly true in connection with the remedial work being done in the special classes in Grades VII and VIII. Test results from the Child Study Department show some improvement in standards.

During the spring term a special effort was made to acquaint parents with the details of course planning in the high schools. A well-attended meeting of all parents of Grades VIII and IX was the highlight of this plan and seemed to produce very satisfactory results. It is planned to continue this practice in the following years.

With the permission of the Department of Education and the co-operation of various lay groups, members of this staff this year worked out a special curriculum for a course in

Grade IX designed to suit students who, for one reason or another, are likely to leave school at the end of that grade. Since approximately 20 per cent of our students drop out at this time, it seemed worth while endeavouring to prepare some sort of programme which would be especially useful to them. It is planned to put this programme into effect in September, 1953.

Oak Bay Junior High School

(R. T. Kipling, B.A., Principal)

This school was opened officially in March by the Honourable Tilly Jean Rolston, Minister of Education. The very large number of visitors to this ceremony showed the great interest that the public has in the schools and school system of Greater Victoria. Much credit is due to all of those responsible for the designing and construction of the school.

It is most gratifying to see the use the community is making of the facilities of the school. The auditorium is in constant use for the presentation of concerts and various dramatic productions. The gymnasium has been used several times for basketball play-offs.

It has been a pleasure for me to have had a most loyal and efficient staff. Their tireless energy and interest at all times in the welfare of the pupils and the school have been responsible for making our first year a most happy and successful one.

Elementary Schools

(John Gough, M.A., Assistant Municipal Inspector of Schools)

The commencement of another school-year in September found approximately 9,300 pupils in attendance at twenty-eight elementary schools. By way of a temporary expedient to cope with the ever-expanding enrolment, fourteen additional classrooms were provided by erecting annexes at Cedar Hill, Craigflower, Oaklands, and View Royal Schools, and by utilizing space in basements and auditoriums at other points.

Visits to a large number of classrooms, particularly those of the new members of the staff, prompt one to pay tribute to the general competence and enthusiasm of the teachers, some of whom faced large classes or sub-standard classroom situations.

In order to improve the reporting of pupil achievement to parents, greater use was made by principals and their staffs of teacher-parent conferences. Additional attention was given also to ways of adapting instruction to the readiness, ability, and maturation level of the children, both on an individual and group basis, in accord with the promotional policy of the area.

Primary Department

(Miss Marian D. James, Director)

Throughout the whole school-year much time and thought has been given to meeting the needs of the children in the primary grades of our schools. It has been very encouraging to find an ever-increasing interest in grouping the children for instruction. This allows the brightest children to go ahead according to their ability and readiness for more advanced work, as well as giving the slow learners every opportunity to succeed at a slower rate of learning. An effort is being made to allow children to progress normally rather than to repeat work that they have completed successfully.

Parent-teacher interviews have become popular in most schools. These interviews supplement the regular form of reporting to parents and do not replace the sending-out of report cards.

During the fall term I was given an opportunity to meet the principals of the schools to put before them some of the policies of the Primary Department. This meeting proved very valuable.

Following the Grade IV testing programme in October, I presented to the principals and teachers ways and means of improving the mastery of the basic arithmetic skills. Most schools have made a good effort to supplement the regular arithmetic programme with certain retention drills.

In March a display of the art work of the elementary schools was held at the Arts Centre of Greater Victoria. This display was well received by the many teachers and parents who visited it.

The meetings for parents of children commencing school in September, 1953, were held during May and June as in 1952.

The primary classes of the district participated in the Musical Festival, the Drama Festival, and the Folk-dancing Festival. The work in each case was good. The number of entries in the Folk-dancing Festival was disappointing.

The new art programme for all grades was carefully studied. Plans were made to obtain necessary supplies and equipment to enable the teachers to follow this programme.

In March a display of library books was held at the School Board office. This display seemed to be a great help to the teachers to select their library books.

Department of Physical Education

(George Grant, B.A., Director)

There were twenty-seven new teachers of Physical Education in the elementary schools (exclusive of Grades I and II) and sixteen still here who were new the year before.

There were eight new teachers of Physical Education in the junior and senior high schools and two who were new the year before. There are twenty-two secondary-school teachers of Physical Education.

These teachers received a considerable amount of the time spent on supervisory visits, including sample lessons, discussions, and round-table meetings.

This year Miss Nancy Ferguson spent two half-days a week assisting elementary teachers with their rhythms and dance programme. All principals and teachers concerned spoke very highly of the assistance received and hope that this part of the physical-education programme can be extended next year to include all elementary schools.

In-service Training.—The year 1952–53 produced few but well-attended meetings of elementary- and secondary-school teachers, as follows:—

(1) The November meeting for Grade I and Grades II and III teachers was used for Physical Education techniques and materials. A part of each meeting was taken by Miss Ferguson for rhythms and dance.

(2) Similar meetings were held for Grade IV and Grades V to VIII in the fall term.

(3) Two meetings with Grade V swim-teachers covered organization and water techniques before each session.

(4) Meetings with men and women basketball coaches of the elementary schools. The women had extra meetings for play and officiating practice.

(5) Two meetings each with men and women junior and senior high Physical Education teachers on curriculum, methods, and organization.

(6) Seventeen teachers took the night-school class on "Physical Education for the Elementary Classroom Teacher" (No. 520) and received Department of Education credits.

Special Education Department

(Miss A. Verna Turner, M.A., Director)

There were eleven special classes for handicapped children in the Greater Victoria schools this year. Four special classes for slow-learning children were held at George Jay School and two at Central Junior High School. The elementary special class was for very slow learners of various ages. The other special classes, in order of chronological age, were called primary, junior, intermediate, and senior.

In addition to the six special classes for slow learners, there were two special English classes at North Ward School, for new Canadians, and three special remedial classes for pupils who were too handicapped educationally to attend regular classes. One such class was held at McKenzie Avenue School, and the other two at S. J. Willis Junior High School.

Child Study Department

(Miss A. Verna Turner, M.A., Director)

Standardized tests of many kinds were given throughout the year in various grades: Grades IV and VI were tested in reading, vocabulary, spelling, and arithmetic; Grade VII, in language and composition; and Grade VIII, in work-study skills and mathematics.

Six tests were administered for the Provincial Department of Education, Division of Tests, Standards, and Research. These were surveys in scholastic aptitude, arithmetic, social studies, and mathematics.

Scholastic-aptitude surveys were made in Grades IV, VIII, XI, and XIII. Over 160 individual psychomatic examinations were administered to distinguish remedial-reading cases from candidates for special classes.

The achievement tests above Grade IV were part of the regular spring testing programme in the basic skills, the major objective of which continues to be the identification of remedial cases in time to help them.

Apart from the achievement tests used by the Child Study Department, there were tests in arithmetic, spelling, reading, and study skills which were supplied by the Child Study Department to principals and teachers. These tests were used as teaching aids to diagnose weaknesses and improve instruction.

Remedial-reading materials were made quickly available to the schools for use in reading experiments. Probably the most important contribution made by the Child Study Department is the consultant service it offers to the schools on the teaching of reading and the identification and treatment of retarded readers before they reach the high school.

Audio-Visual Department

(Denis W. Brown, B.A.)

In-service Training.—Special emphasis has been placed during the past year on the correct use of teaching-tools and suggested improvements of classroom techniques. The use of instructional aids, with particular reference to the basic subjects, was discussed with teacher groups at all grade levels. This form of in-service training was very well received, and is intended as part of a continuous programme.

The services of an active and hard-working film-strip committee have been most helpful. Bi-weekly viewings of hundreds of film-strips resulted in the selection of additional slide-films for our growing library. Teachers are most enthusiastic in their opinion of film-strips for classroom use, and when each school is equipped with a film-strip projector, the utilization of these aids will be increased. The representatives from primary to high-school level, who worked on the selection committee, chose all strips with extreme care.

Statistical Summary.—The following statistics are self-explanatory:—

School journeys (involving over 5,500 pupils, plus transportation for the Musical Festival, totalling over 8,500 pupils)		117
Flat picture and model loans (for one- to three-week periods)	Items	1,322
Free materials distributed (posters, charts, pamphlets, models, etc.)	Items	17,342
Film-strip requisitions	Items	584
Maps repaired or mounted for racks	Items	247
Cost of film damage (all schools)		*Nil*

School Dental Health Services

(Dr. Hugh Clarke, D.D.S., Director)

We have now completed another full year working under the new Preventive Dental Health Programme, and I feel justified in reporting that it has been a most successful one. This year marks the first time that all school dental services in this Province have adopted a preventive programme with emphasis on the educational side rather than the reparative. Almost all operative time is given to treating pre-school, kindergarten, and Grade I children where the most good can be done. In this school district we give emergency treatment, whenever possible, to the pupils in the upper grades.

The following is a summary of the year's work: Dental examinations made, 20,431; parents interviewed, 1,565; fillings of all kinds, 2,138; teeth extracted, 211; miscellaneous treatments, 780; and prophylaxis (teeth cleaned), 212.

Mental Health Department

(Miss Edna Lawrence, Co-ordinator)

In general, the work of the Mental Health Department falls into five divisions: School Personnel, Health Personnel, Social Agency Personnel, the General Public, and Conferences of various types. These are not distinct, but are in fact closely interrelated in most practical situations encountered.

One of the most encouraging aspects of my four years' work has been the enthusiastic and intelligent co-operation received from administrators, principals, teachers, health officials, social workers, and parents. Such interest in the mental health of Victoria's children should ensure the future success of the programme.

Speech Therapy Department

(Miss Marie C. Crickmay, L.C.S.T., Director)

During the year 1952–53 speech therapy has been available for the children attending the Greater Victoria schools.

With the co-operation of the teachers, a survey of all cases was carried during September and October; 278 children were examined, and of these it was found that 115 were in need of treatment.

During the year 272 visits were made to the schools, and fifty parents were interviewed.

The year's work has been immeasurably helped by the co-operation of both parents and teachers.

Music Department

(H. J. Bigsby, B.A.(Mus.Ed.), Director)

This year, as in previous years, we were interested in two phases of the music curriculum—the general classroom programme and the instrmental programme.

The growing tendency toward the 6–3–3 system of schools in this district has made the subject of Music much easier, not only to teach, but to administer. Grades VII and VIII are better serviced, with a much wider programme adapted to their needs, when taught by a specialist at the junior high-school level.

In writing of the instrumental phase of the music programme, one cannot be anything but encouraged at the progress to date. Looking back to 1946, we find there were but two groups, totalling eighty players with two instructors. This year's figures are thirteen groups servicing twenty-three schools with an enrolment of over 500 taught by nine instructors, four of whom are devoting full time to the teaching of instrumental music.

The physical accommodation (instrumental-music rooms) has been improving as a result of our newer buildings, and is now quite satisfactory, with one exception, and that is the definite need for an instrumental room at our largest school—Victoria High School.

Under special projects we should mention the in-service training course for conducting which was held at the beginning of the school-year; the student symphony concerts, which were well patronized again this year; and some very fine school operettas that were presented, especially at the high-school level.

Eight of our teachers were asked to serve on the Victoria section of the Music Curriculum Revision Committee. I acted in the capacity of consultant of this Committee and can vouch for the hard work and worth-while contributions these teachers made to this year-long task.

Home Economics Department

(Miss Beth T. Ramsay, M.A., Director)

The Home Economics classes have shown a decided increase this year over 1952, with an enrolment of 1,537. An even greater increase is expected in the fall, which is taxing our present laboratories beyond their capacity.

An extra room was opened at the S. J. Willis this year, and an additional one will be needed at the Oak Bay Junior High in September.

With two new centres opened at Esquimalt High and Oak Bay Junior High and the S. J. Willis in 1951, we have three very modern and up-to-date Home Economics centres.

The work throughout the district has been kept up to a high standard, and the general tone of all classes good.

The staff has been most co-operative, and the attendance at the monthly meetings good.

Industrial Arts and Vocational-Technical Education

(John S. White, Director)

Seven centres are now in operation throughout the Greater Victoria area to provide Industrial Arts facilities for the elementary, junior high, and senior high school classes. All Vocational-Technical classes (with Industrial Arts from Victoria High School) are centred in the F. T. Fairey Vocational-Technical Unit. Enrolment in the Greater Victoria area is as follows: Grades VII to IX, inclusive, Industrial Arts, 1,129; Grades X to XII, inclusive, Industrial Arts, 411; and Grades X to XII, inclusive, Vocational-Technical, 192.

Two new centres came into existence this year with the opening of the new Esquimalt High School additions and the new Oak Bay Junior High School. Both of these new schools relieved the holding of classes in old run-down buildings with very limited facilities, and so we are now able to operate Industrial Arts properly as it should be done for the first time in these two widely separated communities.

Monthly meetings are held on the second teaching Tuesday of each month. These are well attended, with an elected chairman and secretary presiding. A prepared paper is presented by one member at each meeting on some subject in the technical field. Business, teaching problems, and other matters are discussed.

An " open night " was held at the F. T. Fairey Vocational-Technical Unit on May 19th, in which the students were at work to present to parents and the general public the meaning of vocational and technical education. Principals and staffs of all schools were invited. A special tour was arranged for members of the Gyro Club.

Evening Classes
(John S. White, Director)

The year was successful, although the over-all enrolment was below that of the previous year. The increase in fees to meet the increased costs in salaries and operating expense could be the factor influencing this. The enrolment was as follows:—

Types of Courses	Number of Classes	Enrolment	
		First Term	Second Term
Non-Vocational	40	736	560
Vocational	17	295	289
Defence training	3–5	24	65
Apprenticeships	21	319	288
In-service training of teachers	3	54	80
Totals	86	1,428	1,282

School District No. 40 (New Westminster)

REPORT OF R. S. SHIELDS, B.A., MUNICIPAL INSPECTOR OF SCHOOLS

Definite progress in all phases of educational work has been evident throughout the school system. Our schools are doing splendid work; of the many services which are purchased by taxes, there is none from which society and the individual citizen receive more benefit than from public education. The cost of education appears to be negligible as compared with the values received because of the resultant productivity of the individuals who receive an education exceeding the cost many times over.

There are no supervisors in the schools of District No. 40 other than the principals and Inspector, and to all principals I wish to give special mention for the outstanding work accomplished and to their continued study of modern theories and practices. There is evidence in abundance that, through their guidance and encouragement, teachers are using recommended procedures in instructional work with confidence and success. Variations are noticeable, but the formal classroom relationships and methods of years past have disappeared, though the influence of continued drill on fundamentals has not been set aside. There is greater flexibility in organization, increased sharing in classroom activities by pupils, and a more definite bond of co-operation in the relationships between pupils and teachers. A greater variety of illustrative materials is in use, and the radio and movie camera are contributing much to classroom instruction.

The Board of School Trustees—men and women of proven ability and enthusiasm for pupil advancement in all phases of citizenship—study carefully the needs and requirements of those over whom they have control, and the schools, equipment, and morale are a credit to any electorate.

Progress was made on the building of the new Senior High Academic-Vocational School, costing over a million and a half dollars; plans and specifications are expected to be ready in early summer. Two elementary classrooms are being added to Tweedsmuir Elementary School, to be ready for classes in the early fall term, and the increased

enrolment at Richard McBride School is being carefully watched as to additional building requirements. The lunchroom at the Junior High School is expected to be ready in September.

The health programme in New Westminster keeps pace with increased needs. The Simon Fraser Health Unit, with Dr. Wylde in charge of medical services and Dr. Oldfield in charge of dental requirements, does excellent work.

It is gratifying to note the large percentage of teachers and principals who take refresher courses at universities and Summer Schools, and who return to their classes with increased knowledge of modern methods and subject-matter. Our entire school system benefits.

An outstanding demonstration of values of international pupil relationship was enjoyed by the pupils of Grade V, Lord Tweedsmuir School, under the leadership of the principal, Mr. W. O. Hudson, when two classes of students from the model elementary Campus School of Bellingham, Wash., visited Lord Tweedsmuir School for the day. The visit was returned by Tweedsmuir students, and the interchange of ideas, methods, and general information was of great mutual benefit.

Another international incident worthy of mention was the assembly at the Peace Arch on the boundary-line at Blaine, Wash., which thousands of pupils and parents from the Lower Mainland of British Columbia and from the State of Washington attended. At this gathering, Miss Eileen Schaffer, of the T. J. Trapp Technical High School, winner of the oratorical contest sponsored by the Peace Arch Committee, gave the address for Canadian students over the C.B.C. network.

Such affairs give a practical demonstration of two nations living side by side in peace.

Although the pupils engaged in many extra-curricular activities, the classroom work of the pupils showed steady improvement.

The most notable extra-curricular activity this year was the staging of the Eighty-second Annual May Day, under the leadership of Mr. Fraser Hine. The visit of the Prince and Princess supplied the motif for perhaps one of the most spectacular patriotic displays ever held in the city. To Mr. Hine, the teachers and pupils, we express appreciation.

This year we have been favoured in having as guests to our schools many Canadian leaders, among whom were the Honourable L. St. Laurent, and the Honourable Lester Pearson. Suitable programmes under Mr. R. W. Adams, principal of the Junior High School, were arranged and appreciated by all concerned.

Night-school enjoyed the most successful year to date, under the principalship of Mr. Frank Morris. A wider range of subjects was covered, and the attendance was most satisfactory.

It is with keen regret we mention the serious illness of Mr. T. H. Calder, M.A., principal of the Duke of Connaught High School. Stricken two months before retirement, Mr. Calder brings to a close a most successful tenure of office. An able principal, a scholar, and a friend of students, his work will long be remembered. We wish for him a speedy recovery.

I wish to express my appreciation of the help given me in my work by officials of the Department of Education, of the hearty co-operation at all times of the Board of School Trustees, the secretarial staff, and the Parent-Teacher Associations, and of the hearty co-operation and enthusiastic support of the principals and teachers, who have worked loyally and harmoniously.

School District No. 41 (Burnaby)

REPORT OF C. G. BROWN, M.A., AND C. J. FREDERICKSON, B.A., MUNICIPAL INSPECTORS OF SCHOOLS

The report submitted for the school-year 1951–52 showed an enrolment of 9,338 pupils, with a staff of 301 teachers. This enrolment was distributed as follows: Grades I to VI, 6,210; Grades VII to IX, 2,087; and Grades X to XIII, 1,041.

The year 1952–53 shows 10,206 pupils enrolled, as follows: Grades I to VI, 6,623; Grades VI to IX, 2,243; and Grades X to XIII, 1,340. The number of teachers on the staff was 327.

This increase of 868 pupils and twenty-six teachers has every indication of becoming an annual problem. The number of new houses being constructed and occupied each month ensures a constantly increasing school population. Despite the fact that eighteen new classrooms and six portable units were brought into use during the year, June saw this accommodation completely occupied. During the year new school units were opened at Marlborough, Cascade Heights, Suncrest, and Westridge. By the opening of the fall term, extensions to Alpha Junior High School and Edmonds Junior High School will relieve the tension in these schools. Construction is also under way to complete the final projects under the 1950 by-law; namely, Burnaby South High School extension, McPherson Park Junior High School gymnasium, Second Street extension, and Lyndhurst Elementary School. The problems of accommodation, although still serious in the elementary schools, promise to be particularly acute in the secondary schools where shift classes are not possible and facilities are inadequate.

Careful studies of the population trends, school attendance, and housing developments give every indication that by 1960 Burnaby can expect to have enrolled in its schools 17,500 students. As a result of these studies, plans are being laid for an extensive building and reconstruction programme.

Coincident with the development of new schools was an event of passing historic interest to Burnaby citizens. Kingsway West School, one of the oldest in Burnaby, was abandoned December 15th, 1952. This school-site was purchased by the Simpson-Sears Company, and a large retail store is now being constructed where the old school stood.

Particular attention was paid during the year to child study, the improvement of teaching procedures, and supervision. The work of the two elementary supervisors, Miss Jean Bailey and Miss K. Collins, was invaluable in the development of the in-service training programme, but, due to the rapid expansion of the school system, the teacher turn-over, and the employment of inexperienced teachers, it was felt that further expansion of the administrative and supervisory staff was necessary. It was also felt that, rather than develop a number of vertical departments under various supervisors, it was desirable to develop a horizontal organization of in-service training. Commencing in September, 1953, this plan has been placed under the direction of Dr. C. C. Watson, whose long teaching record, industrial experience, and studies endow him with the background and training necessary for the development of a fruitful programme.

As the district becomes rapidly urbanized, the number of social problems related to the schools shows a more than proportionate increase. The services of Mr. H. J. McPherson have been increasingly devoted to school social work, and it is anticipated that they will require his full-time attention in the near future.

Considerable attention has been paid to the development of a modest testing programme and the establishment of individual pupil records. The assistance of the principals and the counsellors has been greatly appreciated. Considerable experimentation was done by several schools in the field of pupil reporting, and it was gratifying to note the whole-hearted co-operation extended by the parents and the teachers. It is expected

that a mutually satisfactory solution will be found for this rather difficult and, at times, contentious problem.

All of the schools celebrated, in a most pleasing and appropriate manner, the coronation of Queen Elizabeth II. The celebrations, for the most part, took the form of school and community gatherings either in the schools or adjoining parks.

Continued close co-operation continues to exist between the School Board, its officials, the school nursing staff, and the medical staff of the Metropolitan Health Board. Plans were laid for a continuing permanent liaison committee to bring into still closer harmony the services of the teaching staff and the Health Department.

It has been a pleasure to record the courteous assistance extended at all times by the various officials located in the Department of Education in Victoria. Burnaby's many problems have always received prompt and effective attention.

School Districts No. 44 (North Vancouver) and No. 45 (West Vancouver)

REPORT OF WILLIAM GRAY, M.A., MUNICIPAL INSPECTOR OF SCHOOLS

During the year 1952–53 in this inspectorate there were twenty schools in operation—thirteen in North Vancouver and seven in West Vancouver. A total of 255 full-time teachers was employed—174 in District No. 44 and 81 in District No. 45.

The enrolment for the year in School District No. 44 was 5,599 pupils, representing an increase of 12 per cent over that of the preceding year. In School District No. 45 the enrolment was 2,482 pupils, being 14 per cent greater than in the preceding year.

The figures given below for the first six grades show clearly the problems of accommodation which face the respective School Boards in the next few years.

School District No. 44		*School District No. 45*	
Grade I	769	Grade I	331
Grade II	694	Grade II	289
Grade III	636	Grade III	266
Grade IV	637	Grade IV	301
Grade V	553	Grade V	241
Grade VI	495	Grade VI	236

In the North Vancouver area the enrolment in Grade I is more than 50 per cent greater than that in Grade VI, and in West Vancouver it is over 40 per cent.

North Vancouver

With the opening of schools in September, the increased school population was provided for by the completion of three building projects—additions to Sutherland Junior High School, Highlands Elementary School, and Norgate Elementary School. As every classroom in each school was occupied, the building plan for the year was to provide new accommodation for an expected increase of over 600 new pupils in September, 1953.

Plans were made and construction carried out for three projects—six rooms added to Highlands Elementary School, two rooms to North Star School, and a four-room annex to Ridgeway School.

The plan was continued of rewiring older-type schools to improve lighting, together with interior decorating of classrooms to effect the same object.

Since 1946, when the school district was reorganized, all capital expenditure for new buildings has been financed without borrowing. The strain of doing this, however, was being felt, so that the new system of financing under the " Public Schools Construction Act " should ease the situation for all concerned.

With the prospect of new subdivisions in this school district, the School Board endeavours to provide for new school-sites and keeps in touch with Municipal Councils and Town Planning Commissions with respect to this matter.

A few years ago a special class for slow-moving children was operated, and later, for various reasons, abandoned. This year it was possible to resume this type of instruction, and a teacher and a classroom were made available in Queen Mary School. More such schools are needed, but the obstacle is the lack of classroom space.

The mental health co-ordinator, Miss Mary Craig, having completed a year of training in Toronto, began her work in North Vancouver, and while it is too soon to measure results, it would appear that her contribution to the school system will prove highly beneficial.

The pool library continued to grow, and, with the yearly addition of new reading materials and the improved library service given to each school, better reading habits are observed among the school-children.

West Vancouver

With the opening of the new high-school building it was possible to separate the senior high school from the junior high school, and each is now in charge of its own principal. A new four-room elementary school at West Bay provided accommodation for children in the mid-western section of the municipality. This building was no sooner occupied than the architect was instructed to prepare plans for the addition of four rooms. This construction was carried out and will be available with the opening of school in September, 1953.

Growth in the eastern section of the district resulted in the need for a new school there, and a four-room school was built during the year and should be occupied also in September. This is the Cedarvale Elementary School.

The building programme to be presented to the ratepayers in December has received careful consideration by the School Board and would appear to meet requirements estimated for next year.

Tests given by Dr. Conway's division and internal testing by the principals indicate that the teaching staff is doing excellent work and is maintaining among the pupils a high standard of achievement.

General

With the growth in school population, additional staff has been necessary to provide health services for the two districts. These services are supplied by the North Shore Union Board of Health, the staff of which is made up of a full-time medical director, a part-time doctor, nine public health nurses, one supervisor, two sanitarians, and two clerks. Mental-health clinics were again held twice monthly by Dr. Gundry.

The yearly increase in teaching staff makes supervision of instruction more difficult, so that the appointment of a helping teacher for primary teachers, planned by the North Vancouver Board, will give some relief.

Again appreciation is expressed for assistance in carrying out my work, received from teachers, principals, School Board members and personnel, and the Department of Education.

School District No. 36 (Surrey)

REPORT OF K. B. WOODWARD, B.A., B.PÆD., MUNICIPAL INSPECTOR OF SCHOOLS

The enrolment in School District No. 36 (Surrey) continued to grow during the school-year 1952–53, and reached a new high of 7,287 pupils, an increase of approximately 10 per cent. The elementary grades accounted for 4,704 pupils and Grades VI to XIII for 2,583. There were in operation thirty-four elementary schools, four junior-senior high schools, and one senior high school. Two of the high schools enrolled Grade XIII.

During the year two new classrooms were added to White Rock Elementary School, and eight classrooms were constructed in the basements of existing schools. These basement rooms, of which we have eleven, are not satisfactory, but they are better than the only alternative—double shifts. When the year ended there were eighteen classes on shift.

The teaching staff increased during the year, until it reached a total of 231. At this point it was realized that adequate supervision of the teaching staff by one person was quite impossible, so the School Board engaged Miss Erna Stephenson as helping teacher in the primary grades. From the date of her appointment, Miss Stephenson has rendered valuable service, and the standard of the primary grades has improved considerably under her care.

The Grades VII and VIII classes enrolled in the elementary schools were transported to the high schools for Home Economics and Industrial Arts, and good progress was made in these subjects.

Teacher turnover again was a major problem, as was difficulty in getting teachers qualified to teach the special subjects. Because of this, it was impossible to teach Music and Art in most of our high schools. Many of the elementary schools also were without capable instruction in Music. Teachers for Home Economics, Commercial subjects, and Physical Education were very hard to get. It is to be hoped that a way will be found to attract more teachers into these special fields.

At the end of their term of office, two of the veteran members of the Surrey School Board—Mr. Ray Shepherd and Mr. David Brankin—retired from the Board. Both of these gentlemen gave freely of their time for many years, and they take with them the good wishes of their colleagues.

In closing, I would like to thank the officers of the Department of Education, the Surrey School Board, and the principals and teachers of Surrey for the co-operation and help which they have extended to me during the past year.

REPORTS OF DISTRICT INSPECTORS

School Districts No. 53 (Terrace), No. 54 (Smithers), and No. 55 (Burns Lake)

REPORT OF H. D. ABBOTT, M.A., INSPECTOR OF SCHOOLS

Through the efforts of keenly interested School Boards, the educational requirements of this area are being provided. Enrolments continue to increase, and all three districts are arranging for additional classrooms and teachers. A junior-senior high-school building is under construction at Terrace. This will make it possible to broaden the curriculum there. At Houston the former superior school will commence the next term as an enlarged elementary-senior high school. This will enable senior students to complete their secondary-school education without boarding in another centre. School-building by-laws are being prepared in the Smithers and Burns Lake districts.

Staffing has been a problem in this area. Although no school was closed for lack of a teacher, it was not always possible to obtain the services of fully qualified teachers. However, it is gratifying to be able to report that the teaching staff has been most conscientious and co-operative. It has been a pleasure to work with them.

Continuing attention has been given to testing in the schools. Under the direction of Dr. Conway, various tests of Province-wide scope were administered. In addition, many standardized and teacher-made examinations were given. In all cases, teachers were encouraged to make use of the results in a follow-up programme.

Throughout the year, stress has been placed upon development and maintenance of good standards in the fundamentals. There has been an emphasis upon good work habits. Note-books are examined not only by teachers, but also by principals and Inspector. Work samples and charts posted in classrooms show that good results are being obtained from consistent attention to improvement in handwriting, arithmetic, spelling, and composition. In each school the children who are retarded in reading comprehension and rate are receiving special attention. Increased mastery of the reading skills will soon be reflected in greater appreciation and understanding of literature, social studies, and science text-books.

In conclusion, I wish to pay tribute to the public health officers for their splendid work in the schools, the Department of Education officials for their invaluable assistance, and particularly the School Board secretary-treasurers for their untiring and faithful service.

School Districts No. 38 (Richmond), No. 73 (Alert Bay), Unattached School District at University Hall, and Provincial School for the Deaf and the Blind

REPORT OF J. N. BURNETT, M.A., E.D., INSPECTOR OF SCHOOLS

School Organization

District	Schools							Teachers		
	High	Jr.-Sr. High	Jr. High	Elem.-High	Superior	Elem. Graded	Elem. Ungraded	High and Jr. High	Elem. and Sup.	Special
No. 38 (Richmond)	—	1	1	—	—	7	2	55	77	—
No. 73 (Alert Bay)	—	—	—	2	1	—	8	4	19	—
Unattached—										
University Hill	—	—	—	1	—	—	—	8	7	—
Provincial School for the Deaf and the Blind	—	—	—	—	—	—	—	—	—	24
Totals	—	1	1	3	1	7	10	67	103	24

Totals: Schools, 24; teachers, 194.

School District No. 38 (Richmond)

The school population continued its upward trend during the year. The new junior-senior high school was not ready for occupancy at the commencement of the school term. In order to relieve the elementary schools from carrying the Grades VII and VIII classes, as they have done for the past three years, the two secondary schools —Cambie Junior High (newly organized) and Richmond Junior-Senior High—were placed on a shift basis. This continued until January, 1953, when the new junior-senior high school was opened. Students and teachers of both schools deserve credit for the manner in which they conducted themselves under rather trying conditions.

During the fall the renovation of the old Bridgeport School was carried out while school was in session. The Board is to be congratulated on this project, which has changed an old school into a bright, modern building which will serve the system for at least another twenty years. The pupils and staff in this situation also deserve the highest commendation for continuing their regular classroom programmes without cessation while the work was in progress.

Expandable two-room schools to provide accommodation for 1953–54 have been planned for the following areas: Thompson Subdivision, Brighouse Estate, and Blundell-Siddaway Road. A one-room portable school is also contemplated for the Hamilton School. In addition to providing needed classrooms, these schools should also be a factor in relieving the demand for bus transportation, as all are situated in fast-growing areas. In the Hamilton community, Grades IV to VI will attend the school there instead of being transported to the Mitchell School.

School District No. 73 (Alert Bay)

Drilling for water to supply the new Alert Bay Junior-Senior High School was carried on during the year. Due to quicksand formation, the well proved to be a failure, and new sources of water-supply, chiefly from the Village of Alert Bay and the Indian village wells, are now under examination. Until a satisfactory supply of water can be obtained, it has been deemed inadvisable to proceed with the construction of this school project.

The excellent modern primary unit planned at Port McNeill School was completed and placed in service at the beginning of the term. In addition, another high-school

classroom was provided by division of the large room in the old building. Due to increased enrolment, the status of the school was raised from superior to elementary-high, thus bringing advanced educational facilities to this logging area.

The addition to the Minstrel Island School to provide washrooms and storage space was completed in time for school reopening. This, together with improvements to the teacherage, has provided excellent modern physical-educational facilities for this isolated area.

During the year a class for new Canadians was provided at the Malcolm Island School at Sointula. This has proved very successful, and these Finnish children will be able to proceed in the regular grades next term.

University Hill School District

The accommodation problem in this area continues to become more
was necessary to acquire the use of another army hutment for the b
September school term.

In the fall the by-law to provide funds for the construction
junior-senior high school was passed by a large majority. Plann
during the year, and it is hoped to have complete
ready for submission to the Department in th
that the building will be ready for occup

District No. 68 (Nanaimo)

The highlight of the school-year in Nanaimo was the opening of the splendid new senior high school. Junior high-school pupils who had been on a shift system immediately filled to capacity the old dilapidated buildings vacated by the senior students. It is essential that these old buildings be replaced by two new junior high schools as soon as possible and a by-law to that effect will be put before the electors early in the coming school-year.

An interesting feature of the school programme this year was a class for new Canadians of public-school age. The class consisted of fifteen Chinese, two Germans, Austrian, and one Finn whose difficulties with the English language made it impos- them to receive instruction in the ordinary classes. A capable and sympathetic charge of this group and, utilizing material supplied by the Correspondence d various other sources, was able to make excellent progress with it. osphere prevailed at all times, and during the year about one-third of to return to regular classes. The remainder will enter the ordinary

---

(Powell River), and No. 74 (Quatsino)

Quatsino

The by-law passed in October, 1951, to provide much needed new schools at Port Alice and Port Hardy has been balked by frustrating delays and accompanying increases in building costs. In order that the moneys voted may suffice, efforts are being made to pare the original plans to the point where they will be within reach of the funds available.

General

In general, the schools of my inspectorate have operated satisfactorily this year. The members of the various School Boards and teaching staffs have worked conscientiously, with the result that continued progress has been made and much meritorious work accomplished.

School Districts No. 42 (Maple Ridge) and No. 75 (Mission)

REPORT OF J. CHELL, M.A., INSPECTOR OF SCHOOLS

District No. 42 (Maple Ridge)

Enrolment continues to increase in this area, with the larger percentage gain at the secondary level, as shown in the following table:—

Year	Elementary	Secondary	Total
1948–49	1,308	723	2,031
1950–51	1,358	817	2,175
1952–53	1,464	910	2,374

At the beginning of the fall term, September, 1952, a new two-room school was opened at Mount Crescent, a similar unit at Yennadon, and a one-room school at Albion. These units are already full, and a third room is being added to Yennadon. A five-room school is under construction at Pitt Meadows; this should be ready for September, 1953, and it will replace a number of obsolete units. Construction has started on a new senior high school. On June 21st, 1953, fire totally destroyed the Maple Ridge Junior-Senior High school. It had been planned to use this building as a junior high school on completion of the new senior high school building. Now the School Board is faced with the immediately problem of finding temporary quarters for nearly 1,000 students and the ultimate problem of replacing the destroyed building with another for junior high needs.

In this district, school finance continues to be a problem. It has a low total assessment in relation to pupil enrolment. In a large number of cases the assessed wealth which supports the family lies outside the district, yet the district is faced with the educational costs for the children on a local land-tax basis.

In spite of overcrowded conditions, the work in the schools has been very satisfactory. It is gratifying to note the continuing interest of teachers in in-service training classes and the increasing attendance at summer schools.

District No. 75 (Mission)

The transfer of pupils to the new junior-senior high school was made over the Thanksgiving week-end, 1952. The school was officially opened on December 3rd, 1952, by the Honourable Tilly Jean Rolson, Minister of Education, and Dr. F. T. Fairey, Deputy Minister and Superintendent of Education. Approximately 1,200 people attended the ceremony and later had an opportunity to view the school. This completion made

the former junior-senior high-school building available for the elementary classes which had been spread through temporary quarters for four years.

The growth of this district may be described as steady, and the Board is wisely looking ahead. It is planning for future sites and for the building of the facilities which had to be cut from the junior-senior high school when the tenders received were higher than the by-law fund. The last of the one-room schools is now being modernized.

In June, 1953, the trustees and teachers met together to honour Mr. A. McMillan on his retirement after many years of faithful service to this district.

The educational growth of pupils and the interest of teachers in in-service work continues at a high level.

Conclusion

In both districts many related school activities have been carried on—in music, drama, sports, and evening classes. Principals and teachers are commended for their interest, and students for the favourable comment brought to their schools. I extend my sincere thanks to the trustees, who have served so conscientiously, to secretary-treasurers for co-operation, and to the local health unit for assistance from time to time.

School Districts No. 12 (Grand Forks), No. 13 (Kettle Valley), and No. 14 (Southern Okanagan)

REPORT OF C. E. CLAY, B.A., INSPECTOR OF SCHOOLS

The year 1952–53 has not been a difficult one in this inspectorate, as there have been no major problems.

District No. 12 (Grand Forks)

A slight increase in enrolment in both the elementary and junior-senior high schools was noted. One of the small rural schools, Kettle River North, was closed at the beginning of the year, and a bus was put into operation. The number of pupils going into high school from Brown Creek and Kettle River North had been increasing, and boarding facilities were becoming quite a problem, but by placing this bus in service all high-school students from this area were enabled to live at home.

For some years there has been a movement to form a class at night-school for English for new Canadians, but was unsuccessful until this year, when twenty-three registered. Those taking the course were well pleased with it and hope to go on next year. However, other subjects in night-school fell away, and no other courses were offered.

The staffing of the schools was not difficult, and the calibre of teachers secured was high. A good maintenance programme is being carried out regularly and with excellent results.

The Kootenay-Boundary Drama Festival was staged in Grand Forks Junior-Senior High School and was most successful. Its success was due largely to the splendid co-operation of the staff, and the support of the citizens who opened their homes for billets. Owing to the large number of entries, it was necessary to carry it for three evenings and two afternoons. Mr. Sidney Risk, as adjudicator, was very much appreciated for his helpful suggestions and criticisms.

Due to illness, the Board lost the services of its secretary-treasurer, Mr. H. Sutherland, who was succeeded by Mr. J. A. Hutton, former City Clerk of Grand Forks.

District No. 13 (Kettle Valley)

All schools in this district were staffed, and it was necessary to secure only one teacher without teacher training. The proportion of school population of the rural area is becoming greater than the urban, with the result that there is increased demand for transportation. During the early part of the term the pupils in Greenwood were housed in temporary accommodations until their new school was built. Late in October a start was made on the new six-room school, and the classes were moved in late in January. The building is very nice, and pupils and staff, as well as the public, are quite happy with the situation. There is a continued rise in the number of pupils from the small rural schools who are going on to high school. This is most gratifying.

A very successful dental clinic was held during the year, and credit for its organization and success goes to the Parent-Teacher Association and Community Association. Credit is due Mrs. Klemens, who acted as secretary and carried much of the load of organizing the programme.

District No. 14 (Southern Okanagan)

There was a very slight increase in school population in this district. There was no difficulty obtaining staff, as all positions were filled with certificated teachers. A long-term programme of maintenance and renovations is being carried on here, and has proved very satisfactory. The maintenance staff has done an excellent job in modernizing old classrooms and furniture.

The district was most fortunate during the year in obtaining the services of a dentist from the Department of Health and Welfare. He has initiated a regular dental programme in the district.

Conferences between welfare and health officials, principals, counsellors, and myself were held regularly and proved most successful in dealing with problem cases.

In closing, may I once again thank the secretary-treasurers, members of the School Boards, welfare workers, and public health officials, principals and teachers for their splendid co-operation during the past year.

School Districts No. 69 (Qualicum), No. 70 (Alberni), No. 79 (Ucluelet-Tofino), and Unattached School Districts at Bamfield, Esperanza, Kyuquot, R.C.A.F. Station (Tofino), Sarita River, Sydney Inlet, Tahsis River, and Zeballos.

REPORT OF H. C. FERGUSON, B.A., INSPECTOR OF SCHOOLS

The one large municipal, two large rural, and eight small unattached school districts comprising this inspectorate have in excess of 4,000 pupils enrolled in the thirty schools, which are staffed by some 160 teachers.

School District No. 69 (Qualicum)

This year has seen the reorganization of classes made possible by the completion of the recent building programme. With a complete and experienced staff, the new junior-senior high school at Qualicum was opened early in October. This school enrols all senior high-school pupils in District No. 69 (Qualicum) and provides education at the junior high-school level for those pupils in the vicinity of Qualicum Beach and in the area lying north along the Island Highway. All Home Economics and Industrial Arts classes are held at this centre. The new Parksville Junior High School was opened in

January, and provides accommodation and instruction for junior high-school pupils residing at Parksville, as well as for those living along the Alberni Highway and the Island Highway (south). At Qualicum Beach and Parksville the administration and supervision of the respective four- and six-room elementary schools were placed under the high-school principals. Other elementary schools were in operation at Bowser, Little Qualicum, Hilliers, French Creek, Errington, and Nanoose. At the latter point, continued increase in school enrolment necessitated the transporting of the Grade VI pupils to Parksville. Because the funds made available in the district's first by-law have proven to be inadequate to meet even existing requirements, the Board is presently making an extensive survey of its immediate and future needs. In all probability a substantial by-law will be placed before the ratepayers early in the fall. The Board and teaching staff are to be commended for the manner in which they have met the problems arising from current shortages. The educational programme, although somewhat interrupted by late openings and change-over from the shift system, has been carried out in a generally satisfactory manner.

School District No. 70 (Alberni)

The new 1,000-pupil Alberni District Junior-Senior High School opened in September with an enrolment of 974 pupils. In all probability this number will be considerably increased by the fall of 1953. The School Board is keeping a watchful eye on enrolment trends within this steadily growing district. If the increase in school population continues even at the present rate, the Board will have to go to the ratepayers very shortly with a by-law. It would seem desirable to establish junior high schools at the two ends of the district and leave the present junior-senior high school to accommodate the pupils in the central area. As new subdivisions are opened up and the population moves more to the suburbs, it would appear that the Board should consider the advisability of providing a number of smaller neighbourhood schools to house the elementary grades. Already there is need for new or better elementary-school facilities at several points in the district.

During the year the Board has concerned itself largely with routine administrative matters. Considerable maintenance work has been done, and a good start made on the improvement and beautification of school playgrounds. In this connection the staff and students of the Alberni District High School deserve special mention.

In administering and supervising the educational programme in this district, the work of the Board and Provincial Inspector is considerably facilitated by the able and willing assistance of the two senior principals. Principal E. Dunn of the Alberni District High School acts as senior principal in the field of secondary education. Principal G. Jamieson of the Alberni Elementary School has similar responsibilities at the elementary level. During the year special attention was given to remedial instruction and to the problems confronting new Canadians. Miss E. B. Alexander and Mrs. M. D. Narroway, both experienced and especially trained teachers, carried out effective programmes with the considerable number of pupils in their respective classes.

The educational programme in this school district was uninterrupted during the year. The quality of classroom work shows steady and positive improvement, and results are well up to expectations.

School District No. 79 (Ucluelet-Tofino)

This new large rural school district was created by Order in Council dated April 2nd and effective January 1st, 1953. It embraces the former school districts of Kildonan, Port Albion, Ucluelet, Clayoquot, and Tofino, as well as a large portion of unorganized and sparsely settled territory on the west coast of Vancouver Island. Open schools are operated at Kildonan, Ucluelet, Port Albion, and Tofino. A staff of nine teachers administers to the educational needs of 200 pupils in Grades I to XII.

A temporary School Board of seven members has taken office. The spirit of enthusiasm, co-operation, and friendliness which has pervaded the first meetings of the new Board presages well for the future of the new district. Already a building by-law has been prepared to increase and improve facilities and accommodation. Meetings of ratepayers have been held at all the larger centres, and the chances of passing the by-law appear to be good. It is planned to utilize the new Ucluelet School for junior-senior high-school work and to build a new three-room elementary school on an extension of the present school-site. The Tofino School is to be completely modernized and more play space provided. The Board contemplates the introduction of both Home Economics and Industrial Arts classes at Ucluelet. More accommodation and additional equipment will be necessary. The educational programme in this district was generally quite satisfactory. The senior room at Tofino enrolled Grades V to X. The high-school section at Ucluelet was quite large. Both situations placed a very heavy teaching load on the instructors. These situations will be remedied next fall, when all Grades VII to XII pupils will attend the school at Ucluelet under the instruction of an increased and fully trained staff.

Unattached School Districts

Most of these school districts have been fortunate in obtaining and retaining the services of experienced, forward-looking teachers. In all communities there is a happy relationship between the school and the home. At Bamfield a three-teacher school has operated to the satisfaction of the pupils, parents, and staff. At Tahsis and Zeballos, two-room schools were in operation. At other points, the one-room school continued to meet quite satisfactorily the educational and cultural needs of the small community. It is regretted that the anticipated teacher turnover this summer may break a fine record of continuity of instruction in some of these communities. A number of teachers are temporarily leaving the profession to continue with higher education.

This, my first, year in this inspectorate has been a most interesting one. My experiences with Boards, secretaries, principals, and teachers have been most gratifying. Monthly bulletins dealing with educational matters have been regularly dispatched to Boards and teachers. In co-operation with the teachers, a district-wide testing programme was inaugurated. Tests sent from the Division of Tests, Standards, and Research have been administered. Principals' meetings have been held. A survey of out-of-class supervision was made. A bulletin on the functions of various educational officials was prepared. At least one visit was made to all schools, with the exception of two rural schools which could not conveniently be reached. Reports were prepared on a good percentage of learning situations. In June, classification lists showing placement and disposition of the pupils were prepared.

In closing, I wish to express my gratitude for the helpfulness and co-operation of all those with whom I have worked. Boards, principals, and teachers have given most generously of their time and effort to promote better educational opportunities for the children. Classroom work has been conscientiously and well done, and a very definite attempt made to maintain and improve past educational standards. It has been a pleasure to work with those interested in the education of the youth in this part of the Province. To all of these and to the Department officials in Victoria, I wish to express my sincere thanks.

School Districts No. 49 (Ocean Falls), No. 51 (Portland Canal), No. 52 (Prince Rupert), and Unattached School Districts of Butedale, Tulsequah, Kemano, and Kitimat.

REPORT OF G. W. GRAHAM, B.A., INSPECTOR OF SCHOOLS

School District No. 49 (Ocean Falls)

This district employed twenty-seven teachers. It operated six ungraded elementary schools and two graded elementary-high schools. All buildings have been well maintained. Living accommodation for teachers in this area has been adequately met.

In September, 1952, a new school was opened at South Bentinck Arm. A new three-room elementary school has been built at Bella Coola, through the joint effort of the school district and the Department of Indian Affairs. This school is ready for occupancy in September, 1953, and will accommodate both white and native children. The schools at Bella Bella and Ocean Falls have been renovated to provide better accommodation.

Good interest has been maintained in the night-school courses offered at Ocean Falls. The schools of the Bella Coola Valley again availed themselves of the services of the dental clinic.

Although the personnel of the School Board of this district have experienced several changes during the past year, its efforts have been continuous. The contribution of both trustees and teaching staff to the educational programme of this district is very commendable.

School District No. 51 (Portland Canal)

Three schools operated in this district during the year—ungraded schools at Alice Arm and Premier, and a three-room superior school at Stewart.

Unsettled mining conditions have had an effect on this area. Premier School was closed in April, when Silbak-Premier mine ceased operation. The Alice Arm School was reopened in September, in quarters located at the Torbrit silver mine, north of Alice Arm. Living accommodation for Alice Arm children was found at this new location. Due to a strike, this mine has not operated since May.

Economic conditions at Stewart have improved with logging operations. The school enrolment has remained steady. The school building is old, but is being well maintained. This district found difficulty in procuring teaching staff for its schools.

School District No. 52 (Prince Rupert)

Prince Rupert employs a staff of sixty-two teachers. It operates three ungraded and six graded schools. The school population shows a steady increase and is taxing present accommodation. In September a school was opened at Inverness. In December a by-law to provide a six-room school at Port Edward received approval, and construction has commenced.

A satisfactory programme of maintenance has been followed; particular emphasis has been given to improving the appearance of school-grounds in Prince Rupert. Health services are supplied to the schools by the Skeena Health Unit.

The schools have been staffed with qualified teachers, although the shortage of secondary teachers necessitated the employment of elementary teachers in secondary schools. Night-school classes and classes for new Canadians were established. The schools participated in the Music and Drama Festival and made a fine contribution to the Education Week programme.

The interest of local organizations in supplying scholarships to high-school graduates is appreciated.

Unattached Schools

Ungraded schools are located at Tulsequah, on the Taku River, and at Butedale. Limited but satisfactory accommodation is provided in each area.

The Morrison-Knudsen Company operates a five-room school, with Grades I to IX, at Kemano. Kitimat Constructors operates a four-room school, with Grades I to XI, at Kitimat. The regular programme was offered in both schools. Kitimat has now been incorporated as a municipality, and this area became School District No. 80 (Kitimat), effective July, 1953.

School Districts No. 33 (Chilliwack) and No. 76 (Agassiz)

REPORT OF S. J. GRAHAM, B.A., INSPECTOR OF SCHOOLS

School District No. 33 (Chilliwack) employed 141 teachers to instruct 4,174 pupils. Fifteen schools were in operation during the year.

In School District No. 76 (Agassiz) three schools enrolled 480 pupils, with a total staff of nineteen teachers. Construction of the new elementary-high school at Agassiz was completed in June. All the schools in District No. 76 are now of acceptable standard.

District No. 33 (Chilliwack) found it necessary to open seven additional classrooms to accommodate the increased enrolment. Five of these additional classes were enrolled in basements, activity-rooms, or in other temporary space. A new two-room school of prefabricated panel type was constructed at Cultus Lake. The Cultus Lake School has provided excellent classroom accommodation at a very reasonable cost.

Considerable testing with standardized tests in reading, writing, and arithmetic was undertaken throughout the elementary-school grades. More than 400 pupils took the tests in each grade and in each subject examined. The result of this testing programme indicates that the elementary-school pupils are doing as well, or better, in these fundamental tool subjects as pupils of former years.

Adequate instructional supervision from the inspectoral level becomes continually more difficult to achieve. The rapid increase in our school population not only has increased the number of teachers in our districts, but also has increased the desire of the Boards for constant consultation with the Inspector.

A noteworthy feature of the Chilliwack District during the past year has been the continued popularity of the night-school classes. The night-school has operated for four nights a week, with an enrolment of over 400 adults.

Again I would like to pay tribute to the very good work done by a loyal and efficient staff of teachers.

School Districts No. 32 (Fraser Canyon) and No. 34 (Abbotsford)

REPORT OF WILLIAM H. GRANT, B.S.A., B.Ed., INSPECTOR OF SCHOOLS

Because of the increased duties delegated to me as Consultant in Vocational Agriculture, Mr. Floyd L. Irwin, Inspector of Schools, was assigned to assist me in this inspectorate. The following report covers the outstanding activities of the inspectorate under our combined charge.

School District No. 32 (Fraser Canyon)

School enrolments increased from 821 in June, 1952, to 906 in June, 1953, or slightly more than 10 per cent, with a corresponding increase in the number of teachers from thirty-one to thirty-five. This increase, along with the even greater anticipated increase in 1953–54, was the basis for outstanding activities of the school-year.

To accommodate the above increase in enrolment, additional rooms had to be found in Hope and Spuzzum. This was achieved by dividing the oversize classroom at Spuzzum into two rooms and by renting the Canadian Legion Hall in Hope. To provide for future increases, the Board of Trustees has planned a new six-room elementary building for Hope, located strategically in a rapidly growing residential area about four city blocks from the present school.

In addition to this planned new accommodation, plans were completed for the replacement of the present inadequate structure at Keefers, and to modernize the building at Ruby Creek, recently purchased from the Knowlton Logging Company. Maintenance of existing schools to a functionally high standard has been a continuing policy of the Board.

A competent staff of teachers was employed during the year, and a good educational standard has been maintained throughout the district. The following figures show the numbers of teachers by certificate classification: E.T., 1; E.C., 10; E.B., 16; S.B., 7; and S.A., 1.

For the first time in the history of the district, night-school classes were operated, and while these did not prove to be as successful as anticipated, it is felt that they did lay the foundation for successful future development.

During the year the teaching staff, Board of School Trustees, staff of the Upper Fraser Valley Health Unit, and the secretary-treasurer worked harmoniously with the Department of Education in carrying through the educational programme.

School District No. 34 (Abbotsford)

The outstanding event of the school-year in this district was the completion and opening of the Abbotsford Junior High School. This building was officially opened by Dr. F. T. Fairey, Deputy Minister and Superintendent of Education, on November 14th. Its opening not only provided needed accommodation for some 650 pupils, but also marked the completion of the organization of the district along a 6–3–3 division basis, and thus set the pattern for future development.

Opening of one-room schools at Ridgedale and Barrowtown carried Board policy along the line of establishing local schools in areas where feasible one step nearer to completion, while opening of a large activity-room at Upper Sumas was in line with Board policy to provide Physical Education facilities in larger elementary schools, where warranted.

While enrolment of pupils increased during the year by about 5 per cent, increases to staff amounted only to 2½ per cent due to improved accommodation and reorganization. The district was again fortunate in having a competent staff of teachers. The numbers of teachers by certificate classification were as follows: E.T., 2; E.C., 14; E.B., 60; E.A., 3; S.B., 32; S.A., 3; and S.C., 3.

The night-school has become well established in this district and another successful year was experienced. Sixteen courses were carried through to completion, with a peak enrolment of approximately 350 students. Three of these courses were in-service courses for teachers. Five classes for new Canadians were conducted, with about 60 students enrolled.

This district joined the Upper Fraser Valley Health Unit during the year and is receiving the full public health services for the first time in some years.

Plans for the building of a new senior high school to house 600 students and an additional junior high school to accommodate 350 students have occupied the attention of the Board of Trustees for the latter part of the year. It is anticipated that a by-law will be presented to the people during the coming year.

The harmonious co-operation existing among the Board of Trustees, Municipal Councils, Department of Education, and school district staffs has resulted in material progress during the year just past.

School Districts No. 6 (Kootenay Lake), No. 7 (Nelson), and No. 8 (Slocan)

REPORT OF E. E. HYNDMAN, B.A., B.PÆD., INSPECTOR OF SCHOOLS

The school-year 1952–53 has been characterized by a continuation of overcrowded conditions and the lack of facilities for a full secondary programme in both School Districts No. 6 (Kootenay Lake) and No. 7 (Nelson). It is pleasing, indeed, to be able to report that a building programme estimated at more than $2,000,000 for the Nelson District received over 80 per cent support from the ratepayers. Construction has commenced on the additions to the Salmo Elementary School. An early start is forecast on the new Nelson Senior High School and on the additions to the Nelson Junior High School, the Hume Elementary School, and the Salmo Junior-Senior High School. In the Kootenay Lake District, construction has been started on the four-classroom addition to the Riondel Superior School, the new one-room school at Ainsworth, and the additions to the Kaslo High-Elementary School. The Slocan Board of School Trustees is completing an additional classroom each on the junior-senior high schools at Slocan City and South Slocan. On the completion of these building programmes, a marked improvement in school facilities will have resulted.

Filling a long-felt district need, a special class for retarded children was established this year in the Nelson Central Elementary School. This year, also, saw the first in-service training course for teachers established in the district under the Summer School of Education.

The forty-one schools were staffed in these districts with a total of 146 teachers. An increasing difficulty to obtain fully qualified secondary teachers was noted. The smaller schools, in particular, suffer from the inability to obtain specialist teachers.

The increased emphasis during the past few years on instruction in the tool subjects and on work habits is bringing gratifying results. The Provincial testing programme and the district use of standardized tests are utilized to plan remedial instruction.

Three candidates from the Nelson Senior High School brought honour to themselves and their school in the University Entrance and Senior Matriculation examinations. Miss Ruth Crane and Miss Roberta Stevenson won Provincial Senior Matriculation Scholarships, and Mr. Michael Fraser won the University Entrance Scholarship for the area, as well as the University Alumni Scholarship.

In conclusion, I wish to express my appreciation to the three School Boards, the secretary-treasurers, the principals, and the teachers for the co-operation that has prevailed.

School Districts No. 3 (Kimberley), No. 4 (Windermere), and No. 18 (Golden)

REPORT OF I. H. R. JEFFERY, B.A., INSPECTOR OF SCHOOLS

The inspectorate, with headquarters at Kimberley, embraces two large rural school districts (No. 4 and No. 18) and the large municipal school district (No. 3).

In each of the three districts there has been a steady growth of school population, particularly in the larger centres. Rather than a population influx, an increase in the number of Grade I beginners from established homes and the development of holding power in the secondary school above Grade VIII have been largely responsible for the trend in population statistics.

For the entire school-year in Kimberley City, two divisions have been on swing shift in each of Blarchmont Elementary and A. A. Watkins Elementary Schools as a result of the failure of Construction By-law No. 2 in March, 1952.

A revised limited by-law based on immediate needs was passed with approximately 63 per cent majority on December 11th. It provided for a four-room elementary school on the Lindsay Park site in Kimberley and three rooms of a four-room plan elementary school at rural Chapman Camp. Increased accommodation difficulties can be expected during the school-year 1953–54, as the two buildings cannot be ready for occupancy at the opening of the fall term.

In September, in the rural portion of School District No. 3 (Kimberley), the Board opened Springbrook Elementary school, a new portable building which replaced the improvised log-cabin school at remote Sheep Creek.

In School District No. 4 (Windermere) a one-room elementary school was opened in company-provided quarters at Giant Mascot Mines. The Edgewater Elementary School organization was replaced by an elementary-senior high school plan, with two additional divisions housed in quarters provided by Edgewater Sawmills Limited. An additional classroom was opened at Canal Flats in a building provided by Columbia Contracting Company.

In School District No. 18 (Golden) a one-room elementary school was opened in company-provided quarters at Moseson's lumber camp near Field. On December 10th a construction by-law was passed with a 70-per-cent majority. It provided for a six-room elementary-senior high school replacement at Golden and a four-room elementary-senior high school building at Parson for consolidation of Harrogate, Castledale, Parson, and McMurdo rural sections.

The district inspectoral office again set up a minimum programme for standardized testing as a supplement to the programme of the Division of Tests, Standards, and Research. Larger schools have co-operated well in the organization of the supply of testing materials and in the assistance to teachers of near-by one-room schools.

During the year the East Kootenay Administrative Council held three profitable meetings that were attended by principals, vice-principals, and Inspectors of Schools for East Kootenay.

The Kimberley Board of School Trustees is to be commended for the success of its initial organization of adult night-school education under a principal. The excellent enrolment in fourteen Vocational and Non-vocational classes at the opening was well maintained.

One can readily appreciate the growing progressive attitude of the three School Boards in the area. There is much concentration on the study of population trends and in the provision of better building and grounds facilities as finances permit. This commendable attitude augurs well for the future of education in the inspectorate.

In conclusion, I wish to express my gratitude to the Department of Educatio trustees, representatives, secretary-treasurers, principals, teachers, and other school p sonnel for their splendid co-operation and assistance during the year.

School Districts No. 59 (Peace River South), No. 60 (Peace River North), and Unattached School Districts at Atlin, Camp Mile 163, Camp Mile 300, Camp Mile 456, Fort Nelson, Fort Nelson Airport, Lower Post, and Telegraph Creek.

REPORT OF G. E. JOHNSON, B.A., B.ED., INSPECTOR OF SCHOOLS

One hundred and forty-four teachers employed in fifty-seven schools made up the staff of this inspectorate during the past school-year. The rural population of the Peace River area is, for the most part, scattered on large farms. Long distances, coupled with poor road conditions throughout the greater part of the year, make consolidation in such an area inadvisable. This inspectorate will probably always be characterized by many small schools.

It was not possible to obtain fully trained teachers for all the schools in the inspectorate during the year. The annual teacher turnover continued to be high. In the rural schools outside of Dawson Creek and Fort St. John, this turnover amounted to 73 per cent over the preceding year. Such a situation poses an instructional problem, not easy of solution until there is a better supply of qualified teachers. The work of supervision was made easier, however, by the able assistance of Mr. F. L. Irwin, Inspector of Schools, who spent two months in the area.

School enrolments continued to mount. In Dawson Creek three temporary classrooms were added during the year to the South Peace Junior-Senior High School. Another room will be needed for September, 1953. The holding power of this district high school shows steady increase, and under capable administration the school has been able to offer a diversified programme aimed at meeting the needs of all its students. A new wing to the South Peace dormitory was opened in September, 1952, and some eighty students were accommodated.

The new Dawson Creek Elementary School, opened late in the 1951–52 term, was filled to capacity, and three classes had to be accommodated in an annex. Figures for September, 1953, indicate that at least another four classrooms will be required at that time. The kindergarten department of this school has proved very popular and worth while, and plans call for a second kindergarten room for September, 1953.

North of the Peace a by-law was approved by the ratepayers in November, 1952, and late in the school-year a contract was awarded to build the North Peace Junior-Senior High School at Fort St. John. The completion of this school will mean that a satisfactory secondary programme can be offered to the students of this northern district.

Early in the school-year new schools were opened at Montney, North Pine, and Upper Pine in School District No. 60. Plans for the school-year 1953–54 call for new one-room schools at Erinlea and Moose Creek and an additional classroom at Blueberry.

Pupil enrolments showed an increase in most of the unattached school districts. A third classroom was provided this year at Camp Mile 300. Fort Nelson and Lower Post will likely become two-room situations before another year.

One of the most interesting developments during the year was the creation of a new school district at McDame Creek, just south of the British Columbia-Yukon Border, at the site of the Cassiar Asbestos Corporation. A one-room school will open in September, 1953, in temporary accommodation. As company plans are developed and a permanent townsite is laid out, growth in this new school district will undoubtedly be rapid.

I wish to record here my very sincere thanks and appreciation to those trustees, secretary-treasurers, and teachers who helped to make my first year in this office so enjoyable. The hospitality and friendliness of the people in this northern portion of the Province, along with their progressive attitude in school matters, are outstanding.

School Districts No. 1 (Fernie) and No. 2 (Cranbrook)

REPORT OF F. P. LEVIRS, M.A., M.S.(ED.), INSPECTOR OF SCHOOLS

Increasing school population in District No. 2 compelled the opening of additional divisions in both elementary and secondary grades of the Cranbrook schools. The school at Foothills was closed down in May, when the lumber-mill there ceased to operate. Inability to secure qualified personnel forced the temporary abandonment of counselling services in the Mount Baker Junior-Senior High School, a loss badly felt in a fast-growing school.

School construction in District No. 1 got under way with the completion of the Jaffray addition, while work was started on the addition at Fernie and on the new schools at Sparwood, Elko, Newgate, and Gold Creek. District No. 2 is also faced with the problem of providing additional school accommodation at Cranbrook in the near future.

One-room schools at Mayook and Fort Steele were closed when the enrolment fell below minimum requirements.

New transportation routes were opened up from Mayook to Wardner and from Dorr to Waldo.

The usual testing programme was carried on from this office, with some expansion in the secondary grades. Results over the years tend to show steady improvement in both spelling and arithmetic fundamentals.

Principals and vice-principals, together with Inspectors, met at Cranbrook four times during the year to discuss common problems. This East Kootenay School Administrators' Council has been an effective means of exchanging ideas and has done much to set up a uniform administrative policy in the area.

Homogeneous grouping, introduced experimentally two years ago in the Cranbrook elementary schools, has proven very successful in terms of pupil progress. This has been due to the intelligent and conscientious effort of the teachers concerned and to sympathetic administration within the schools.

School Board members, as in the past, have done a splendid job of providing excellent school facilities for all the children in the area.

School District No. 11 (Trail)

REPORT OF W. E. LUCAS, B.A., B.PÆD., INSPECTOR OF SCHOOLS

This inspectorate comprises School District No. 11 (Trail), which has one senior high school, one junior-senior high school, one junior high school, one elementary-junior high school, and twelve elementary schools. The net enrolment for the year was 4,941, with a staff of 193 teachers. The increase in school population during the past six years is indicated in the following table:—

	Enrolment		Increase	Percentage of Increase
	1946	1952		
Grades I to VI	2,271	2,925	654	29
Grades VII to IX	897	1,228	331	37
Grades X to XIII	543	788	245	45
Totals	3,711	4,941	1,230	33

It is significant that the greatest percentage of increase is in the senior high-school grades. This is apparently the result of an increased holding power in those grades. Improved facilities and the introduction of many new courses, especially in the Industrial Arts and Commercial fields, have been important factors in this commendable growth.

The school population is steadily increasing in this rapidly expanding industrial area. Two by-laws in 1947 and 1949 made available approximately $4,000,000 for improvements to existing schools and provision for a number of new schools. These projects were completed with the opening of the Fruitvale Elementary-Junior High School in September, 1952. The Honourable Tilly Jean Rolston, Minister of Education, and Mr. H. L. Campbell, Deputy Superintendent of Education, participated at the official opening. Lack of funds made it necessary for the Board of School Trustees to delete temporarily the auditorium-gymnasium from the construction plans. This school is of significance because it provides the Fruitvale area with a well-equipped junior high school, with facilities for Home Economics, Industrial Arts, and Commercial courses. Previously, students from Fruitvale had to be transported to the Trail Junior High School.

All schools operated efficiently, with principals and teachers co-operating to put into practice the objectives of the programme of studies. The elementary schools were staffed with fully qualified teachers. In order to fill all vacancies in the secondary schools, it was necessary to appoint teachers who lacked the required professional or academic qualifications. It is becoming increasingly difficult to find fully qualified teachers in Music, Commerce, Home Economics, Industrial Arts, and Physical Education. There also appears to be a shortage of female teachers qualified to teach in the secondary schools.

Regular meetings of school principals were held during the year. As a result of these meetings, there has been a good effort in all classrooms to achieve worthy standards in academic attainment, commensurate with the ability of each child. Particular emphasis was given to the fundamentals in arithmetic in Grades IV to XI. A gratifying improvement was noted.

A class for the mentally and physically handicapped children in attendance at Rossland elementary schools was opened in the Cook Avenue School. The resulting success of this venture has prompted the Board of Trustees to start a similar class in Trail in September, 1953.

Evening classes for adults continued to expand. Approximately 800 persons were enrolled in a wide choice of Vocational and Non-vocational courses. Two in-service teacher education courses were offered with the approval of the Superintendent of Education. These proved popular with the teachers, and it is hoped to expand the offering for next year.

The classroom phase of apprentice-training was taken over by the Trail Board of School Trustees. This work is carried on in the evening at the J. Lloyd Crowe High School. The complete cost is borne by the Provincial and Federal Governments.

The Trail District was privileged to enjoy the experience of an exchange teacher from Eastern Canada. Miss Mildred Morgan, of Halifax, exchanged with Miss Violet Flick, of the James L. Webster School.

In June of this year, Miss Barbara Morrison and Mr. William Simpkinson brought distinction to themselves and to the J. Lloyd Crowe High School by winning Royal Institute Scholarships for Senior Matriculation.

In conclusion, I wish to express my appreciation of the co-operation I have received during the year from the Department of Education, from the Board of School Trustees, and from the principals and teachers of this district.

School Districts No. 5 (Creston), No. 9 (Castlegar), and No. 10 (Arrow Lakes)

REPORT OF J. J. McKENZIE, B.A., INSPECTOR OF SCHOOLS

During the past three years the number of teachers in this inspectorate has increased by twenty-four and the number of children attending school by over 500. The greatest increase has been in School District No. 9 (Castlegar), which now employs fifty-two teachers and has in attendance just under 1,500 pupils. It would appear that a steady increase in school population in this district can be expected for the next few years. In School Districts No. 5 and No. 10 slight but significant increases in pupil enrolment have taken place during the past year.

School District No. 5 (Creston)

During the summer the Erickson school was lost by fire. This necessitated transporting the school-children of this area into Creston, where they operated as a separate unit in the Creston Elementary School. Reconstruction of a new two-room prefabricated building was commenced in the fall, and it is now ready for occupancy. A two-room addition of similar construction has been completed at Crawford Bay. Under the able direction of Mr. R. Roebuck, supervisor of buildings and maintenance, these schools have been constructed at a considerable saving to the Board.

During the Easter holidays the various chapters of the British Columbia Future Farmers held their convention in Creston. A good representation of students from Montana and Idaho also attended. In all, approximately 100 students participated. The convention was fortunate in having in attendance Mr. A. W. Johnson, State Supervisor of Vocational Agriculture for Montana, and Mr. W. H. Grant, Inspector of Schools and Consultant for Vocational Agriculture in British Columbia schools. The programme was well organized and capably directed. All students actively participated in some part of it. Much credit is due the Creston instructor, Mr. John Verkerk, and the Creston students for the business-like manner in which they handled all details associated with the organization of the convention and for the able direction and leadership given the programme. The convention proved very worth while to students, instructors, and others who attended.

School District No. 9 (Castlegar)

In School District No. 9 (Castlegar) the school population in both the elementary and secondary levels has increased to the point of overcrowding. In September next it will be necessary to use the old brick building at Brilliant to house elementary pupils. The junior-senior high school will require additional space in the Castlegar No. 2 Elementary Schools to take care of the overflow. Due to the above conditions the Board of Trustees for this district finds it necessary to place a building by-law before the ratepayers this fall. It is hoped that this by-law, which will be for the construction of both elementary and secondary accommodation, will take care of the needs of this rapidly expanding area for a reasonable period of time.

School District No. 10 (Arrow Lakes)

In School District No. 10 (Arrow Lakes) an addition of one classroom is being made to the Nakusp Elementary School to take care of the pupils who were housed previously in a one-room building on the high-school grounds. It is anticipated that in the near future further accommodation will be needed, particularly in the Nakusp area. The school population in other points in the district appears to remain fairly constant.

During the year a good programme of standardized testing was carried out in all school districts. This was supplemented by tests from the Bureau of Tests, Standards,

and Research. Remedial programmes were organized in the larger schools, with an emphasis on the fundamentals, particularly arithmetic and reading. The results generally proved worth while. This was due in a large measure to the capable direction of the principals and the excellent co-operation of their staffs.

In concluding this report, I wish to express my thanks to all my School Boards, their secretary-treasurers, the principals and their staffs for the splendid co-operation they have extended to me throughout the year. The trustees particularly have given most generously of their time and effort to bring about satisfactory solutions of their many problems.

School Districts No. 25 (Barriere), No. 26 (Birch Island), No. 29 (Lillooet), and No. 30 (South Cariboo)

REPORT OF F. A. McLELLAN, M.A., B.PÆD., INSPECTOR OF SCHOOLS

SCHOOL DISTRICT NO. 25 (BARRIERE)

This has been a year of consolidation of gains rather than expansion. Transportation and building facilities have been adequate to provide a satisfactory standard of elementary- and secondary-school education for the children in all parts of the district. In spite of a very small annual turnover in teaching personnel, the difficulty in procuring good teachers is a major source of concern.

SCHOOL DISTRICT NO. 26 (BIRCH ISLAND)

In common with many other school districts of the Province, this district was faced during the year with the necessity of reopening closed schools and extreme overcrowding in others, including the newly built Clearwater Elementary-High School. Birch Island Elementary School was reopened as a primary school, and plans made to reopen two more schools as enrolment warranted.

Blue River Superior School was renovated and an additional classroom added, with, at the same time, installation of modern heat, lighting, and plumbing. This work completed the plans authorized under School Loan By-law No. 1, passed in 1951.

As a service to the community concerned, special attention was given by the teacher, with the full co-operation of the Board, to provide extra teaching in English to some twenty new Canadians of Italian origin at Avola.

The shortage of adequately qualified and trained teachers became even more acute during the year, with indications that the year 1953–54 will see no improvement in this respect.

Arrangements were completed during the year for the commencement of a badly needed dental service for this district, on a private-practice basis, pending the establishment of the preventive programme envisaged by the Department of Health and Welfare.

SCHOOL DISTRICT NO. 29 (LILLOOET)

Lillooet District now has thirty-two teachers, 702 students, and nine schools—two of these consolidated. The ever-increasing population has meant new schools and the replacement of old ones. A new school and teacherage at Blue Ridge has taken care of children who previously had to cross an aerial ferry. Gold Bridge and Shalalth both have new schools, replacing old ones. The approval for an activity-room and stage at Lillooet will mean more school sports and drama. This year Lillooet won the cup for their play at the Kamloops Festival.

Both Lillooet and Bralorne Schools offer Home Economics, Industrial Arts, and Commercial subjects, both for students and for night-schools. Lillooet has built up a school band of ten students and hopes to increase the number this year. The larger schools have audio-visual aids and radio-phonographs to supplement their studies. Blue Ridge School also is teaching photography and film development. All these have helped to hold the older students in school.

School District No. 30 (South Cariboo)

The school population for the school-year 1952–53 was 670, an increase of 122 over the previous term, with indications of a still further increase for the coming term.

The Home Economics and Industrial Arts courses, which have been in operation for one year at Lytton and two at Clinton and Ashcroft, have been very successful and most beneficial to the pupils in this rural area.

For the coming term the rural school at Loon Lake will be closed and the pupils from this school transported to Clinton. As it has been impossible to obtain a teacher for the rural school at Green Lake South, the pupils of this area will also be transported to the Clinton School. An additional fifty-five-passenger bus will be put on the Clinton run to provide increased transportation facilities to accommodate the additional pupils from Green Lake South and Loon Lake. A new bus route is also being established to bring pupils from Botanie Valley to the Lytton School.

It has been necessary to provide temporary accommodation at the Clinton School to take care of the increased enrolment. If the present trend of increased school population continues, plans will be made for additions to the three elementary-senior high schools—Clinton, Ashcroft, and Lytton.

School Districts No. 24 (Kamloops) and No. 31 (Merritt)

REPORT OF E. MARRIOTT, B.A., INSPECTOR OF SCHOOLS

School District No. 24 (Kamloops)

Thirty schools were in operation in School District No. 24, with a total enrolment of 3,051 students and a staff of 114 teachers. Of the schools in operation, there were twenty one-room schools, four two-room schools, one elementary-high school of six divisions, four graded elementary schools of eight or more divisions, and one junior-senior high school with a staff of forty-four teachers.

The shortage of teachers in the Province as a whole resulted in a 45-per-cent turnover of staff in this district for the year 1952–53 and the necessity of employing some teachers without the necessary qualifications for the positions to which they were appointed. The teachers employed in the secondary grades held certificates under the following classifications: S.A., 5; S.B., 32; S.C., 4; E.B., 4; E.C., 1; and E.T., 1. Those in the elementary schools were as follows: S.B., 1; E.A., 1; E.B., 46; E.C., 16; and E.T., 3. The median experience of all teachers employed in this district was close to eight years, and compared favourably with the median for this Province.

The enrolment in School District No. 24 has increased steadily during the past five years, with the consequent overcrowding of facilities in spite of the construction of many additional classrooms. The following table of enrolment for the past five years shows the rate of increase:—

	Grades I to VI	Grades VII to IX	Grades X to XIII	Total
1948–49	1,522	548	363	2,433
1949–50	1,608	592	394	2,594
1950–51	1,711	638	403	2,752
1951–52	1,772	692	409	2,873
1952–53	1,879	710	462	3,051

Provision for a new junior-senior high school was made in the by-law passed in 1949. This new school was opened in September, 1952, with an enrolment of 1,050 students. The former junior-senior high school was converted for elementary grades, and was officially named the Allan Matthews Elementary School, in honour of Allan F. Matthews, retired Inspector of Schools, who is still resident in this district.

School District No. 31 (Merritt)

Five schools were in operation in this district—one elementary-high school of twelve divisions located at Merritt and four rural schools. The total enrolment for June, 1953, was 415 students. This district has lacked adequate facilities for the secondary grades, resulting in a large drop-out beyond Grade VIII. Of the total enrolment during 1952–53, only twenty-five, or 6 per cent, were attending Grades X, XI, and XII, as compared to 15 per cent in the Kamloops District, where facilities for a broad secondary programme are provided.

General

A programme of testing was commenced during the year in all schools. The following tests were administered in the rural schools from this office, and similar tests were used in the graded schools by the principals:—

Monroe Basic Reading Tests—Grades I–III.
Metropolitan Achievement Tests—Grades II–VIII.
Otis Quick-scoring Intelligence Test, Alpha A—Grades II–IV.
Otis Self-administering Intelligence Test—Form B—Grades V–VIII.

Principals' conferences were organized and held monthly for the purpose of improving administrative and supervisory practices.

A friendly spirit of co-operation prevailed among teachers, principals, and the Boards of Trustees. All are to be commended for their untiring efforts in furthering educational progress throughout this area.

After many years of energetic and devoted service to education as teacher, principal, and Inspector of Schools, Mr. H. A. McArthur retired in August, 1952. He was held in the highest esteem by the School Board members, by the teachers, and by the community at large. I am happy to report that Mr. McArthur has chosen to remain in this district, and is actively engaged in many organizations interested in the betterment of the community.

School Districts No. 23 (Kelowna) and No. 77 (Summerland)

REPORT OF A. S. MATHESON, B.A., INSPECTOR OF SCHOOLS

In this inspectorate there has been little of the spectacular during the school-year. Nevertheless, it has been a busy one for all concerned in the great social enterprise of attempting to prepare all the children of all the people for worthy citizenship and lives

that will be happy and successful because of right ideals accepted, good habits formed, ability in social adjustment developed, tools of learning mastered, knowledge gained, and, we trust, appropriate wisdom attained. Here I wish to acknowledge with gratitude the co-operativeness and faithfulness of the members of the School Boards and teaching staffs in all that is designed to promote the welfare and growth of the pupils. I feel that, by and large, we are very fortunate in the character and ability of our trustees and teachers. I am ever mindful and appreciative of the fact that trustees give freely of their time and talents, without monetary reward, finding their compensation in the knowledge of the importance of the service rendered.

In both school districts supervisory emphasis has been placed upon the development and maintenance of basic skills as the *sine qua non* of instruction and learning in all subjects, and on efforts to realize more fully the social objectives of education. It seems necessary to reaffirm constantly that public education is a social function and must not only assist the pupil in adjusting to his immediate social environment, but must also promote his capacity for readjustment to a changing society. All concerned with education must recognize that " the power of reacting intelligently to his environment is the basis of individual growth " and that " the way and manner of lessons, activities, and games transcend in social values the measurable items of subject-matter." To promote this concept of education, and its practice, suitable opportunities have been embraced at School Board meetings, staff meetings, teacher group conferences, conferences with principals and individual teachers, and in educational addresses. Through the democratic organization of the schools, diversified curricula, and a wide variety of activities, as well as by means of classroom procedures, progress is being made in this phase of education.

To assist the teacher in developing and maintaining the basic skills, survey and diagnostic tests have been used freely—some published material but much prepared and multigraphed in this office. In this respect the tests and analyses supplied by the Division of Tests, Standards, and Research have been very helpful. On the whole, teachers have made a good effort to overcome weaknesses as they have been revealed.

For the first time in this inspectorate a carefully planned procedure was launched in the primary grades to permit the slow-learning pupils to progress, with mastery, in a four-year programme, while provision was made for mature, quick-learning pupils to complete the work in two years. Careful supervision was exercised in the selection of the pupils for these groups and in the administration of the instructional programme. As far as can be judged, in the first year of operation good results are indicated. However, careful supervision and continuous evaluation will be necessary while the pilot groups are completing their programmes.

Particulars of the individual districts that should find a place in this report follow.

School District No. 23 (Kelowna)

The net pupil enrolment was 4,093, an increase of 126 over that of last year. Almost 90 per cent of this increase was in the secondary grades. The number of teachers employed was 148.

A very important forward step was made by the appointment of Mr. Joseph Billyeald as Mental Health Co-ordinator. Mr. Billyeald had been on the secondary-school staff of the district for several years, and during 1951–52 he was granted leave of absence to take special training for his new post. Since last September he has been of much assistance to many teachers and parents in dealing with problem cases involving maladjustment. He has also been very successful in creating new interest and understanding on the part of many community groups in respect to mental-health problems. From his year-end report I quote:—

"It has been a pleasure to find the teachers of the district, on the whole, most responsive to the idea of endeavouring to meet the emotional needs of their pupils as an indispensable part of their job of imparting knowledge, skills, and attitudes. In mental-health circles there is sometimes grave doubt expressed concerning the adequacy of teachers in Canada in this respect, but my experience this year has been, almost without exception, most reassuring."

School District No. 77 (Summerland)

This district has two schools only—a consolidated elementary school and a consolidated junior-senior high school. The net pupil enrolment this year was 808, an increase of 47 over that of last year, almost equally divided between the elementary and secondary grades. There were twenty-eight teachers employed, one having been added to the elementary-school staff in September. An additional teacher will be required in the secondary school next September. Both the Home Economics and the Industrial Arts accommodation have become inadequate for the numbers enrolled, and one division of the elementary school is occupying a basement room. New space will have to be provided to improve these situations.

School Districts No. 27 (Williams Lake), No. 28 (Quesnel), and Unattached School Districts at Chezacut and Tatlayoko

---

REPORT OF W. J. MOUAT, B.A., INSPECTOR OF SCHOOLS

There has been a steady increase in the school population of this inspectorate, as shown by the tables below, which give November enrolment figures:—

	Enrolment			Total Increase over 1950
	1950	1951	1952	
District No. 28				
Grades I to VI	670	874	993	323
Grades VII to IX	244	308	375	131
Grades X to XII	84	118	135	51
Totals	998	1,300	1,503	505
District No. 27				
Grades I to VI	550	641	720	170
Grades VII to IX	155	225	236	81
Grades X to XII	59	62	76	17
Totals	764	928	1,032	268
Chezacut				
Grades I to VI	11	16	16	5
Tatlayoko				
Grades I to VI	-	16	14	14
Grand totals	1,773	2,260	2,565	792

The tables show an increase in enrolment of over 50 per cent in District No. 28, of over 35 per cent in District No. 27, and of over 44 per cent in the inspectorate. Statistics now available indicate a further increase of about 500 pupils in this inspectorate this coming term.

School District No. 27 (Williams Lake)

This district opened a high-school dormitory, several new rural buildings, and a large addition to its high school this year. In addition to this, it continued with its programme of improving its school services. This dormitory proved a very definite success in its first year, with an enrolment of thirty-two students from all over the widely spread Williams Lake District. The Board of Trustees, representatives of the district, secretary-treasurer, and the school staff have worked very hard on this project. The excellent co-operation they have had from the matron, her staff, and the students have made for this success. This year the Board added to the dormitory to give it a capacity of eighty students. It will have approximately sixty this term. The problems created by great distances and the steady increase in enrolment have given the Board and its staff a very heavy burden of work in the past year. The school population of the district is overcrowding school facilities at the present, so little relief can be seen in this respect for the coming year.

School District No. 28 (Quesnel)

School District No. 28 has been faced with a heavy increase in enrolment this year and will have to contend with an even greater one this term. However, its building programme has progressed to the point that the end of the year should see its most obsolete rural schools replaced with adequate classrooms, a new eight-room elementary-school building in West Quesnel, and a very fine addition to its high-school building. However, although these new facilities will relieve the overcrowding and double-shifting and obviate the necessity of renting temporary accommodation for the balance of the term, they will be crowded almost to capacity.

The Board, its secretary-treasurer, representatives, and staff have worked very hard and given many hours of their time to give the students a good educational system under very adverse conditions, and to plan for the future needs of the area. They have succeeded to a surprising degree, and deserve the gratitude of the students, parents, and ratepayers.

Chezacut

Chezacut School Board has had another successful year, and this school continues to provide a valuable service.

Tatlayoko

This school is operating for its second year. It has served the needs of a number of families in the Tatlayoko, Tatla Lake, Westbranch, and Choelquoit Lake areas. These places mentioned include a large region. These students have boarded in Tatlayoko Valley. They have done good work under a capable teacher.

School Districts No. 62 (Sooke), No. 63 (Saanich), No. 64 (Saltspring), and Unattached School District at Belmont Park

---

REPORT OF WILLIAM A. PLENDERLEITH, M.A., D.Pæd., F.R.S.A., F.C.P., INSPECTOR OF SCHOOLS

The school population in this inspectorate continues to increase at the rate of approximately 15 per cent per annum.

School District No. 62 (Sooke)

This fast-growing school district extends from the western boundaries of Greater Victoria to the wooded mountains beyond Port Renfrew.

To accommodate the increased enrolment and to eliminate several obsolete school buildings, the ratepayers of the Sooke School District approved a money by-law for $576,000 in January, 1953. The subsequent building programme will relieve the overcrowded conditions in the elementary schools and also establish the initial units of two modern secondary-school buildings.

School District No. 63 (Saanich)

This large municipal district includes Central Saanich Municipality, the rural areas of Saanich, and James Island, and part of Saanich Municipality.

This school district, which has just completed the building of schools authorized by a recent by-law, is already experiencing difficulties in accommodation. The projected enrolment for the next six years indicates that the school population will double during that period. Consequently, another by-law will have to be passed by the ratepayers in the near future if adequate educational accommodation is to be supplied for the students of the district.

School District No. 64 (Saltspring)

This district is composed of a number of gulf islands lying off the eastern shores of South Vancouver Island. On Saltspring Island an elementary-high school containing thirteen divisions supplies secondary education for the district.

This year a modern two-room elementary school was opened at Galiano Island to replace an obsolete building.

Projected enrolments indicate that additional accommodation will have to be provided on Saltspring Island in the very near future.

Belmont Park School District (Unattached)

This district, which was established for children of navy personnel, supports only one school, the John Stubbs Memorial Elementary School. The school enrols pupils from kindergarten age up to the Grade VIII level.

The pupil enrolment and school staff have doubled since the opening of the school in October, 1951. Enrolment statistics indicate that the school population will be sufficient to justify the establishment of a junior high school by September, 1954.

General

It is satisfying to note that the Departmental representative has received excellent co-operation from all Boards and teaching personnel, and that highly commendable results are generally being attained by those responsible for the educational welfare of the children.

School Districts No. 43 (Coquitlam) and No. 46 (Sechelt)

REPORT OF C. T. RENDLE, B.A., INSPECTOR OF SCHOOLS

There were no outstanding changes in the schools of Districts No. 43 (Coquitlam) and No. 46 (Sechelt) during the past school-year.

Anticipated enrolments were as expected, and there are no major problems of accommodation. One hundred and fifty-one teachers were employed in the two districts

to teach 4,229 pupils. In addition to the regular staff, School District No. 43 (Coquitlam) employed a primary specialist and a relieving teacher.

This was the second year of operation for the new high schools in each district. Curriculum offerings have been increased in all schools. While it is early to predict ultimate outcomes, it is reasonable to expect a marked increase in the retention of pupils at the secondary level.

Vocational courses continue to attract and maintain the interest of the students, particularly those following the General Programme. In the Como Lake High School (Coquitlam) fifty-nine students took the Vocational Commercial courses. Thirty-nine were enrolled in the Vocational Lumber (Specified Trade). This programme includes training in lumber-grading, tallying, draughting, carpentry and its allied trades of wiring, plumbing, bricklaying, machine-shop (related to lumber), and practical mathematics. The practical applications of the programme are realized through planning and construction of a small bungalow. This is a most creditable achievement, and those responsible for the organization and teaching of the courses are to be commended for their accomplishments.

Vocational Commercial courses were introduced at the Moody High School for the first time. Twenty-six pupils in Grades XI and XII were enrolled. The graduates in the Vocational courses have little difficulty in finding employment.

Modified programmes of remedial instruction in reading and arithmetic were followed with some success. The treatment of problem cases is a source of some concern. The scattered nature of the areas and lack of transportation make it difficult to establish special classes for the physically and mentally handicapped children.

Principals' and teachers' meetings are held monthly and are resulting in improved administration, supervision, and instruction. Teaching staffs in both areas are loyal, co-operative, and industrious.

Testing programmes were carried out in both districts.

Plans for a two-room school in the Municipality of Coquitlam were approved, and construction commenced in July. With minor exceptions, this completes the programme as outlined in By-law No. 2. It is expected that funds will be available to complete the programme as originally planned.

Efficient maintenance and improvement of buildings are noted in both districts. Ground improvements are slow, but show steady development.

Some difficulties were experienced in transportation. It is likely that this will continue to be a vexing problem for some time.

Health services in the Sechelt District were disrupted. The programme was severely handicapped by the lack of a public health nurse and dentist for the greater part of the school-year. A normal programme was followed in the Coquitlam District.

Parent-teacher organizations continue to thrive, and their contributions to our programmes are acknowledged.

In conclusion, I should like to record my appreciation of the faithful service of the School Board members, area representatives, principals, teachers, secretary-treasurers, and other employees, and also of the close co-operation received from them.

School Districts No. 35 (Langley) and No. 48 (Howe Sound)

REPORT OF H. D. STAFFORD, B.A., INSPECTOR OF SCHOOLS

School District No. 35 (Langley)

In 1949 a large composite high school was opened to serve the needs for secondary education in the Municipality of Langley. The building, designed for 750 pupils, was overcrowded from opening-day. Nine hundred and forty-two pupils are now crowded into the building, and a further 112 pupils can only be accommodated for part of their courses and spend most of their time at an elementary school.

All elementary-school buildings are crowded. Basement rooms are again being used as temporary classrooms.

Despite handicaps, teachers and pupils have displayed an excellent spirit of co-operation. Good scholarship has been maintained, and an extensive co-curricular programme offered by teachers in both the elementary and secondary schools.

The organization pattern of instruction from Grade VII through Grade XIII was as follows:—

Teaching Subject	Number of Courses	Students Taught
English	12	979
Social Studies	6	856
Effective Living	5	801
Physical Education (Grade VI)	1	12
Mathematics	9	833
Science	4	649
Biology	2	77
Chemistry	2	54
French	5	278
Physics	2	24
German	4	34
Agriculture	8	152
Art	5	247
Music	6	206
Home Economics	9	400
Industrial Arts	9	450
Commerce	10	404
Law	1	16
Vocational Commerce	10	35
Vocational Agriculture	5	59

School records show that sixty-five students completed the High School Graduation Programme, of whom forty-six also completed the University Programme.

The Board of School Trustees is to be complimented for the smooth and efficient operation of its school system, and its excellent relations with teachers and the people in the school district.

School District No. 48 (Howe Sound)

As a result of the construction of a highway between Britannia Mines and Britannia Beach, the Board of School Trustees closed the two-teacher high school at Britannia Mines and arranged for the conveyance of the pupils to the junior-senior high school at Squamish.

The school at Squamish affords excellent facilities for a good secondary-school programme. It is provided with needed teaching materials and the resources of twelve

academic teachers. In addition to the usual academic studies, pupils have available optional courses in Music, Art, Home Economics, Commerce, and Industrial Arts.

The Board of School Trustees is fully informed of the educational needs of the area. By holding regular meetings in the various communities, it is especially sensitive to the needs of each community.

Owing to the peculiar geographical location of the component parts of the school district, the members of the Board of School Trustees offer public service which must be performed with considerable sacrifice and inconvenience. This service is greatly appreciated.

Academic Progress

In both the small, isolated one-teacher rural schools and the large composite secondary schools, conscientious teachers gave excellent service, much more than called for by contractual obligations. It was noticeable, however, that it was increasingly difficult to obtain such teachers for the one-teacher schools and almost impossible to obtain highly qualified teachers to teach courses in Physical Education, Commerce, Music, Art, Home Economics, and Industrial Arts.

The school principals and teachers have made extensive use of available materials to assist them in determining the scholastic abilities of the pupils.

In October and May of each year standardized tests are used to measure the level of performance of pupils from Grade II through to Grade IX. In addition, valuable factual information is gained as a result of both the Province-wide surveys conducted by the Division of Tests, Standards, and Research as well as locally prepared tests for the measurement and direction of instruction in the fundamental or tool subjects.

Special mention is made of the care exercised by teachers and principals to meet parents, to explain fully the method used in reporting pupil progress. Individual conferences when parents and teachers have pooled their knowledge with respect to particular pupils have proven most advantageous to all concerned.

This report would be incomplete without due recognition of the many individuals and organizations contributing to the successful operation of the public schools in the above-mentioned school districts.

School Districts No. 20 (Salmon Arm) and No. 19 (Revelstoke)

REPORT OF L. B. STIBBS, B.A., INSPECTOR OF SCHOOLS

It is interesting to note certain statistical comparisons in these two districts (*see* tables below), since the organization of larger school districts in 1946.

District No. 19 (Revelstoke)

Year	Enrolment by Grades														Number of Teachers	Number of One-room Schools
	I	II	III	IV	V	VI	VII	VIII	IX	X	XI	XII	XIII	Total		
1946	80	60	59	67	63	55	66	66	51	47	32	24	17	687	27	7
1952	127	98	101	86	108	80	82	64	52	47	34	37	5	921	32	4
Increase	-----	-----	-----	-----	-----	-----	-----	-----	-----	-----	-----	-----	-----	234	5	—3

District No. 20 (Salmon Arm)

1946	136	120	122	113	105	125	95	105	64	54	60	28	5	1,135	48	28
1952	209	172	156	184	143	156	155	114	105	108	69	54	18	1,653	64	6
Increase	-----	-----	-----	-----	-----	-----	-----	-----	-----	-----	-----	-----	-----	518	16	—22

The trend has been very definitely toward consolidation of schools during these years, with the result that practically all children can attend elementary and secondary schools without much difficulty. The decrease in one-room schools in District No. 20 is very noticeable.

The Salmon Arm District has now five consolidated school areas. These are Salmon Arm, Falkland, North Shuswap, Carlin, and Eagle Valley. This consolidation requires a large fleet of buses to transport the children to the various schools. In this district there are eleven vehicles owned by the district and private contracts number four. It is quite evident that the School Board will have to give serious study to the possibility of decentralization in the near future. Too many children presently enrolled in the lower elementary grades are being transported to the large consolidated schools.

In the Revelstoke District there are consolidated schools situated in Arrowhead and in the City of Revelstoke—two natural points. This district has shown a slow but steady increase in school population.

In both districts the School Boards continue to give efficient service and are untiring in their efforts to improve the educational facilities for the children in their areas. It is pleasing to observe the earnest sincerity of these individuals.

In both districts, school accommodation will become definitely inadequate in 1953 (September), and the problem will steadily increase. Planning has already commenced to overcome this difficulty, if possible.

Educational standards are reliably satisfactory, when all factors are taken into consideration. It was found impossible again to staff all vacancies with properly qualified teachers.

I would like to take this opportunity to thank the principals, teachers, trustees, secretary-treasurers, and School Board officials, who have proved so co-operative and helpful to me this year.

School Districts No. 71 (Courtenay), No. 72 (Campbell River), and Comox Airport Rural School District

---

REPORT OF C. I. TAYLOR, B.A., B.ED., INSPECTOR OF SCHOOLS

Enrolment, Staff, and Schools, 1946–53

District	Date	Number of Pupils	Number of Schools	Number of Teachers
No. 71	June, 1946	1,809	14	60
	June, 1953	2,545	18	93
No. 72	June, 1946	292	16	21
	June, 1953	1,463	21	60
Inspectorate totals	June, 1953	4,008	39	153

Types of Schools

District	Senior High	Jr.-Sr. High	El.-Sr. High	Superior	Elementary	One- and Two-room Rural
No. 71	1	1	1	----	13	2
No. 72	----	----	1	1	2	17

School District No. 71

The building programme was partially completed during the school-year. In April Dr. F. T. Fairey opened three new schools—Courtenay West Elementary, Tsolum Elementary, and Cumberland addition. Courtenay High School and Royston Elementary School were also completed. At present the Tsolum High School, Comox addition, and Union Bay addition are in the process of construction.

The influx of personnel to the R.C.A.F. station at Comox caused considerable overcrowding. The Department of National Defence housing units were completed, but no school construction was done, and not even temporary accommodation was provided. District No. 71 opened temporary quarters to accommodate pupils living in Department of National Defence housing until June.

School District No. 72

Ten classes (approximately 350 pupils) were operated on shift during the entire school-year. The completion of the eight-room Campbellton Elementary School in July will relieve this situation and make for desirable decentralization of elementary pupils next September. A fourth room is being added to Sayward. Three more one-room schools at isolated logging camps were opened during the year. This district has a total of seventeen one-room schools in the islands of the gulf—all small schools and all more or less isolated.

School Population

Campbell River Elementary-Senior High School and two elementary schools	1,183
Seventeen one- and two-room schools	220
One superior school	60
Total	1,463

Comox Airport Rural School District

On September 5th, 1952, a separate school district was formed conterminous with the Department of National Defence property at the R.C.A.F. station at Comox. This district will be administered by an official trustee. No school buildings have been provided at time of writing, but temporary quarters for the 160 children will be made available for September.

General

As in other years, a music festival and a drama festival were held; 1,600 children participated in the music festival. An art display was staged for the first time, with considerable success.

The teachers' work, both in school and in the heavy load of extra-curricular activities, deserves much credit. The School Trustees continue to give unstintingly of their time and effort.

School Districts No. 65 (Cowichan), No. 66 (Lake Cowichan), and No. 67 (Ladysmith)

REPORT OF B. THORSTEINSSON, B.A., M.B.A., INSPECTOR OF SCHOOLS

This inspectorate, with offices located in Duncan, embraces the following school districts: No. 65 (Cowichan), No. 66 (Lake Cowichan), and No. 67 (Ladysmith).

The enrolment and staffs in these school districts, as of June, 1953, are as follows:—

District	Pupils				Schools		Teachers	
	Elementary		Secondary					
	1952	1953	1952	1953	1952	1953	1952	1953
No. 65 (Cowichan)	1,211	1,223	648	685	17	17	79	78
No. 66 (Lake Cowichan)	750	793	359	400	7	7	41	46
No. 67 (Ladysmith)	715	798	379	443	7	8	42	47
Totals	2,676	2,814	1,386	1,528	31	32	162	171

The statistics above indicate that a measure of steady growth was experienced in this inspectoral area during the period June, 1952, to June, 1953. All three school districts participated in this growth, and the increase, though not rapid, was consistent.

In each district the increase has been relatively greater in the secondary school than in the elementary school. This fact does, in part, tend to offer a measure of worth of the secondary-school programmes operative in the communities concerned. As a result of this trend, further expansion plans are being laid by the Boards of School Trustees. The trend toward more secondary-school training is the more noteworthy since it has been accompanied by a general broadening of interest in educational affairs.

This interest has been manifested in public utterances by leading citizens, in statements in the press, and in discussions, both public and private, held from time to time. During the fall and winter, education underwent a general process of public evaluation. As a result of this interest, a greater number of people appear to have become much more concerned about the education of their children. During this period a number of meetings were held with P.-T.A. groups, and an unusual degree of interest was evident. There is no doubt that this has resulted in a more positive attitude toward and a better understanding of the purposes of public education.

School District No. 65 (Cowichan)

The opening of the new Somenos three-room school in January was a welcome relief to the congested elementary school in Duncan and eliminated the use of substandard basement rooms in that school. Staffing problems, which have remained somewhat difficult over the past years, show promise of improvement. By the middle of June, 1953, a large number of teacher applications had been received.

Reports from Cowichan High School would indicate that a larger proportion of the prospective graduates are planning advanced training. This is due in part to the quality of the counselling service which has been built up over the past years.

Adult night-school classes again operated very effectively during the winter.

It is with deep regret that I report the death during the year of Mr. P. R. Leighton. He had served on the Board as a valued, faithful member for many years. Mr. John Homer, of Duncan, was elected to serve in his place.

School District No. 66 (Lake Cowichan)

In this district a good deal of the Board's attention has been directed toward the provision of adequate secondary accommodation. In working out the plans the teaching staff was invited to participate, and a successful co-operative effort resulted.

The school hot-lunch programme operating in Lake Cowichan continues to offer useful and efficient service.

The additional numbers of pupils enrolled in kindergarten in the Lake Cowichan Elementary School necessitated the opening of an additional classroom for kindergarten

work. Arrangements were made for the three kindergarten teachers to pay an observational visit to the Victoria schools.

School District No. 67 (Ladysmith)

The increasing number of pupils in the Saltair portion of this district necessitated the opening of a temporary classroom in a hall which was equipped for this purpose. In Ladysmith a second Home Economics teacher was added to the staff to meet the increased demand for Home Economics. Plans are being made to offer Senior Matriculation in Ladysmith during the coming year.

After many long years of efficient and faithful service as a Board member, Mr. C. C. Jones, School Board Chairman, found it necessary, due to ill health, to retire from the Board. Through his resignation, the School Board members, the teaching staff, and the public with whom, and for whom, he served so long lost a valued servant. To succeed Mr. Jones, Mr. Ray Chamberlain was elected Chairman.

General Remarks

The general educational progress in this area has been well maintained. Various attempts at evaluation have been made throughout the year, and in both the formal instruction and the less formal activities results have been gratifying. The teachers of the district have worked conscientiously and consistently in the maintenance of good standards. Special mention is due the school trustees and the school representatives. Commendation is due them for their tireless, willing efforts offered in community service.

School Districts No. 21 (Armstrong-Spallumcheen), No. 22 (Vernon), and No. 78 (Enderby)

REPORT OF A. S. TOWELL, M.A., INSPECTOR OF SCHOOLS

The most notable development in this inspectorate during the school-year 1952–53 occurred in what was formerly School District No. 21 (Armstrong-Enderby). For more than half a dozen years its trustees had been vainly struggling with the problem of devising a building programme that would be supported by the ratepayers of both sections of the district. A by-law had been prepared, voted upon, and overwhelmingly defeated. Meanwhile the lack of accommodation at both Armstrong and Enderby became more and more nearly intolerable.

Most of those concerned with the problem finally became convinced that further effort was futile, and that the only hope of a solution lay in severance of the district. This would permit each section to tackle its own building problems without reference to the other.

Following negotiations which settled financial and other details to the satisfaction of all parties, an Order in Council was passed, effective January 1st, 1953, setting up two new school districts—No. 21 (Armstrong-Spallumcheen) and No. 78 (Enderby).

The two new Boards got to work immediately and made good progress. By late spring, plans and estimates were complete, and before the summer vacation, by-laws had been presented and successfully passed in both districts.

At the date of this writing, construction is already under way on a new fourteen-room junior-senior high school at Armstrong, and within a few days work will begin on a six-room elementary school, a gymnasium, and three one-room rural schools in the Enderby District. Early in 1954 all these should be in use, and for the first time in a

good many years the teachers and pupils will be working under conditions and with equipment comparable to those provided in most other districts.

In contrast to the foregoing, affairs in School District No. 21 (Vernon) ran very smoothly and relatively uneventfully during the year. Completion of the gymnasium at Vernon Senior High School brought the building programme to its final conclusion.

Worthy perhaps of special note was the establishment of a superior school at Cherryville. As previously reported, a new two-room building there had made possible a small consolidation that eliminated three highly unsatisfactory one-room schools. With the opening of a third room it became possible to provide instruction at the high-school level in a community where it has never been available.

Results have been most gratifying, and the improvement in the educational situation might almost be termed a transformation. The pupils have improved markedly in interest, attitude, behaviour, and even in their dress and appearance. Parents and other adults have become interested, and a spirit of co-operation has replaced the former indifference. It is pleasing to be able to record such a development.

School Districts No. 15 (Penticton), No. 16 (Keremeos), and No. 17 (Princeton)

REPORT OF ALEX. TURNBULL, M.C., M.M., B.A., INSPECTOR OF SCHOOLS

Penticton inspectorate consists of Penticton, Keremeos, and Princeton School Districts. The following is a statistical summary of the area:—

	Number	Teachers	Pupils
Elementary schools	14	70	2,204
Secondary schools	3	62	1,451
Totals	17	132	3,655

The above figures indicate an increase of only 110 pupils over the previous report. As a result, accommodation problems were at a minimum as compared with other years. However, estimates for next term indicate that this is a temporary lull, and increases in both staff and number of classrooms will be necessary. Plans for the extension of Princeton School have already been approved.

All schools operated on a normal basis during the year, with little interruption. Community use of the buildings continues to be in demand, and night-school attendance has been maintained. At Princeton an important change in organization was made when a bus service was instituted to Copper Mountain. Pupils from Grades IX to XIII are now brought to the larger centre, and high-school facilities are offered on an equal basis for the whole district. The change has proved to be a success.

Regular academic courses, vocational courses, and special activities received due attention throughout the term. Increasing interest has been shown in cultural groups, and students took effective part in dramatics, musical events, and public speaking. With the facilities now available, reasonable inter-school athletic contests were supported. Classes in agriculture show a steady growth, and the enrolment continues to increase. Driving instruction was offered as an extra in Penticton High School.

The district scholarship was awarded to Penticton High School again this year. Robert Roger won the honour for his standing in the University Entrance examinations in June.

Unique distinction came to the schools when Mr. D. P. O'Connell, principal of Penticton Elementary Schools, was named the " good citizen " for 1953. It was a well-deserved tribute to long and faithful service in school and community. This recognition was greatly appreciated by his fellow teachers and all connected with education.

The staff has shown pleasing co-operation. Concern for the standard of work done, and continued study to improve it, has been most evident. Advanced training has been undertaken by a goodly number of the teachers. Relationships between staff and School Boards have been excellent, and it is very satisfactory to record the fine support received from all.

Penticton District lost an old friend with the passing of Mr. K. J. Palmer early in the year. He had served as secretary of the Board until just a few weeks before his death.

Mrs. Maude Adams, of Penticton Elementary Schools, went on overseas exchange to England for the year, and her place on the staff was taken by Mr. George Woolfenden. His kindly personality will be remembered by all with whom he associated.

Members of the department of public health continue to render service of a high order. Conditions were such that the demand was heavy for long periods during the year. The dental service becomes increasingly popular and begins to fill a long-felt need in the district.

Co-operation with teacher-training schools was extended when students from the Education class at the University of British Columbia were assigned to Penticton High School for two weeks in the spring. This was the first opportunity for the district to assist in the high-school training programme. As usual, members of the classes from Vancouver and Victoria Normal Schools were welcomed in the elementary rooms.

Maintenance of schools is reaching new standards, and school property receives proper attention. With an increase of two new buses, transportation seems to be adequate for the time. Isolated routes still provide problems in both service and cost.

Testing was carried out under the guidance of the Division of Tests, Standards, and Research. Regular meetings were held with principals and vice-principals. It has been a year of progress and adjustment, with an improved school spirit and attitude evident.

Coronation year was observed with suitable ceremonies. These were shortly followed by impressive graduation exercises, in which the largest senior classes in the history of the schools took part.

It was a happy, progressive year, and to all those who so ably contributed to it, I extend sincere thanks.

School Districts No. 56 (Vanderhoof), No. 57 (Prince George), and No. 58 (McBride)

REPORT OF R. G. WILLISTON, B.A., INSPECTOR OF SCHOOLS

Steady growth in school attendance in the above three districts continued throughout the year, and problems created by the increased enrolments kept everyone associated with the schools busy. Many planned projects designed to improve teaching facilities within present schools had to be abandoned as the provision of additional accommodation and basic equipment used up all available funds.

The supply of properly qualified teachers continued short of demand, particularly in secondary schools, and as a consequence the maintenance of satisfactory standards of instruction continued to be difficult. The experienced, able teachers have had to assume responsibilities and duties beyond the normal call of duty.

School District No. 56 (Vanderhoof)

Prefabricated one-room panel schools were first tried in this district. They proved to be economical, warm, and quickly available. Two were built during the holiday period—one at Braeside and the other placed temporarily at Vanderhoof. A by-law was prepared which would include new schools at Vanderhoof, Fort St. James, and Endako. Dormitory facilities were to be provided for secondary-school pupils in Vanderhoof. District Office facilities and a teacherage were also to be placed at this latter point. A new school was built at Fort Fraser during the year, to replace the one destroyed by fire. Two rooms are complete, with a third available when required.

Overcrowding in Vanderhoof was very severe, with normal classrooms partitioned in half and basements brought into use.

School District No. 57 (Prince George)

The most severe overcrowding ever experienced in Prince George made teaching conditions very difficult. Double-shifting, partitioned classrooms, temporary hall accommodation, and extension in school-hours were all used to handle the situation. Teachers and employees generally are to be commended for their good spirit and effective work under very trying conditions.

Contracts were let for the eighteen-room Connaught Elementary School and the seven-room addition to the junior-senior high school. The prices were considerably below estimates, which was very gratifying. Additions to schools were built at Chief Lake, West Lake, and Hixon. Old schools or buildings were renovated for use at Sylvan Glade and Hansard. A new one-room school was built at Bonnett Hill, two rooms on the John Hart Highway, and the Stone Creek School was reopened. Five new teacherages were built.

The school dormitory continues to grow and render invaluable service to rural pupils. Almost ninety pupils remained in regular attendance during the year, and their academic achievement continued to be better than average.

Plans are being prepared for the construction of a new senior high school and another large elementary school.

School District No. 58 (McBride)

In early May Dr. F. T. Fairey, Deputy Minister and Superintendent of Education, opened the new McBride High School. This building was in the planning stages for more than four years and is a credit to those associated in its construction. With the opening of this building it was possible to do away with all temporary classroom accommodation in use in the village.

A new school and teacherage were constructed at Tête Jaune, and pupils at North Tête Jaune, long without schooling, were transported to the new building. A new teacherage was constructed at Red Pass, and a combined teacherage-administration building provided in McBride. Schools were renovated at Valemount and Dunster.

Boards of School Trustees, teachers, and other employees were most co-operative with Department officials and carried out their duties in such a way as to make difficult tasks pleasant and personally rewarding.

SCHOOL FOR THE DEAF AND THE BLIND

REPORT OF C. E. MACDONALD, LL.B., B.S., LL.D., SUPERINTENDENT

Attendance

During the 1952–53 school-year there were 155 students enrolled in the school, as shown below. Of these, five were enrolled from the Province of Alberta and one from the Northwest Territories.

	Day Pupils	Resident	Total
Deaf and partial hearing	32	96	128
Blind and partial sighted	10	17	27
Totals	42	113	155

In addition to the above, seven deaf children of pre-school age from Vancouver and surrounding areas received part-time instruction and eight others received home-training by correspondence.

Health

The general health of the children in residence has been exceptionally good throughout the year.

In co-operation with the Department of Dentistry of the Metropolitan Health Services, all our children were examined and treated during the term in our newly equipped dental clinic.

Under the chairmanship of Dr. Reba Willets, School Medical Officer, committee meetings were held before the beginning of the term to study and to develop a suitable plan for screening applicants for the deaf department of this school. The adopted programme prescribed that, whenever possible, all new cases should be examined by the following specialists: A pædiatrician, an opthalmologist, an otologist, and audiometrist, a psychiatrist, and a psychologist. These reports are then reviewed by the School Medical Officer and the Superintendent of the School for the Deaf for final decision regarding admission to the school. This procedure has been in operation during the past year and has been very successful from many points of view.

For those who have participated in these new projects and for those services extended to us by the Medical Department of the Metropolitan Health Services, the Children's Health Centre, and the Child Guidance Clinic, I wish to express sincere appreciation.

Training Programme

Following the Easter holidays, an intermediate deaf class of day and resident students was transferred to the Trafalgar School, with Miss Whiteside as teacher. One of the primary objectives in this undertaking has been to achieve higher standards of speech and lipreading through integration with normal-hearing children in certain programmed activities and on the playing-fields. It has proved most successful.

Two of our Grade VIII resident partial-sighted students were transferred after the Easter holidays to the sight-saving class at Kitsilano High School. Here again we had hoped through associations with normal students to achieve a number of desirable objectives. This undertaking, too, has been most successful.

Two of our senior students were enrolled in Vancouver Vocational Institute and are now steadily employed as power sewing-machine operators. Three other students were placed in Provincial Civil Service positions and two in office work.

A service of guidance and counselling to parents of pre-school blind children, initiated last term, has again been provided jointly by this school and the Canadian National Institute for the Blind, under the expert supervision of Miss Eileen Scott. This has been a very worth-while and much appreciated service by the parents of seventy little blind children.

General Remarks

I regret to report the resignations of four valuable members of the staff at the end of the term—Miss Helen Woodward (vice-principal), Mrs. Unrau, and Messrs. Carson, Giesbrecht, and Westman. They have contributed much to the progress of this school.

In concluding this report, I wish to express sincere thanks to Inspectors Gray and Burnett, of our Management Committee, for their counsel and sympathetic understanding of our special problems. I wish, likewise, to thank the many volunteeer assistants and all members of the staff for their faithful service and support.

CORRESPONDENCE SCHOOLS

High School and Vocational Courses

REPORT OF EDITH E. LUCAS, B.A., D. ÈS L., DIRECTOR

The total enrolment in the High School Correspondence Branch during the year 1952–53 was 7,210. This figure shows an increase of 1,267 over 1951–52.

Correspondence courses were taken by students in the following classifications:—

		Per Cent
Students registered in school—		
1. School-age students registered in high and superior schools. (Throughout this report the term "school-age" refers to students under 18 years of age.)	2,673	
2. School-age students registered in elementary schools	106	
Total number of school-age students	2,779	
3. Students of 18, 19, and 20 years registered in their local schools	80	
4. Students of 21 years or over registered in their local schools	4	
Total number of students registered in their local schools taking one or more correspondence courses	2,863	39.8
Students not registered in schools—		
1. School-age students unable to attend school because of physical disability	94	
2. School-age students gainfully employed	140	
3. School-age students studying courses at home because of the distance factor	161	
4. School-age students in institutions—Girls' Industrial School, Boys' Industrial School, Oakalla Prison Farm, British Columbia Penitentiary	44	
5. School-age students not registered in schools for other reasons	23	
6. Students of 18, 19, and 20 years not registered in their local schools	375	
Total number of students under 21 years not registered in their local schools and obtaining their education by correspondence	837	11.6
7. Adult students (21 years and over)	3,510	48.6
Total number of students	7,210	100.0

The students enrolled may be classified as to age in the following three groups:—

		Per Cent
1. Pupils under 18 years of age	3,236	44.9
2. Pupils 18, 19, and 20 years	460	6.4
3. Pupils of 21 years of age and over	3,514	48.7
Totals	7,210	100.0

Some of these students took a full year's work in six high-school courses. Others registered for only one or two courses. The number of students who enrolled in each of the high-school subjects during the year was as follows:—

English Literature 10, 20, 30, 40	733
English Grammar and Composition 10, 20, 30, 40	798
English 91	12
Social Studies 10, 20, 30	608
History 91	47
Science 10, 20, 30	337
Mathematics 10, 11, 20, 30, 91	1,533
Latin 10, 20, 91, 92	282
Spanish 10, 20, 91, 92	135
French 10, 20, 91, 92	396
Effective Living 10, 20, 30	428
Agriculture 10, 20	197
Social Studies 32	12
Geography 91	20
Homemaking 10, 20, 30	355
Art 10, 20	282
Record-keeping 11	467
Business Fundamentals 24	116
Book-keeping 24, 91, 95	419
Mathematics 12	83
Shorthand 21, 31	244
Typewriting 10, 20	685
Secretarial Practice 92, 93	4
English 93 (Business English)	75
English 32 (Journalism)	34
Biology 91	82
Chemistry 91	50
Physics 91	64
Bible Literature 10, 20, 30, 40	40
Mechanical Drawing 10, 20	284
Sheet-metal Work 20	8
Metal-mining	5
Auto Mechanics 91, 92	186
Diesel Engineering 91	64
Electricity 20	159
Radio and Wireless 30	78
Elementary Geology 29	43
Forestry 30	73
Art 39	45
Frame-house Construction 20	45
Home Furnishing 23	50
Extra-mural Music 11, 21	10
Total	9,588

This figure is, of course, larger than the figure given for the number of students enrolled, since the majority of the students were registered for more than one course.

The number of students who enrolled in each of the Senior Matriculation courses was as follows:—

English Literature 100	162
English Composition 101	135
Mathematics 101	110
French 101	89
Latin 101	31
History 101	72
Chemistry 100	30
Physics 100	30
Homemaking 91	27
Agriculture 100	8
German 90	106
Total	800

The number of students who enrolled in each of the non-credit courses may also be classified in the following table:—

Steam Engineering IA, IB, IIA	427
House Painting and Decorating	11
Aviation I	9
Industrial Mathematics	99
Soils and Field Crops	1
Practical Design	46
Glove-making	7
Air Navigation I, II	15
Mathematics for Steam Engineering IIA	34
Fruit-growing	3
Accountancy for Credit Unions	13
Spherical Trigonometry	7
English 19	505
Dressmaking	17
Total	1,194

Students in rural elementary schools and superior schools, hospitals, and inmates of public institutions were not required to pay fees. Students of small high schools were required to pay an annual fee of $3. Other students paying fees were those who have the privilege of attending a high school having six or more teachers, employed students of 16 years or over, students enrolled for Senior Matriculation courses, and students living outside this Province.

Most students paid their own fees. However, in the case of 639 students the fees were paid by their School Boards.

The following is a classification of students who were exempted from tuition fees:—

1. Hospital cases	114
2. British Columbia Penitentiary	84
3. Oakalla Prison	103
4. Girls' Industrial Home	21
5. Boys' Industrial Home	18
6. New Haven	44
7. On relief or equivalent	4
8. Disabled students at home	7
9. Students needed at home	18
Total	413

All students were asked to indicate their chosen vocations. The following summary shows the choices of those who gave this information:—

Professional—	
Teachers	579
Nurses	374
Medicine	96
Science	49
Law	35
Art	64
Theology	37
Pharmacy	38
Miscellaneous	75
Commercial	735
Skilled labour (mechanics, technicians, steam engineers, etc.)	378
Police	19
Aviation	27
Her Majesty's Forces	63
Civil Service	12
Agriculture and farming	112
Forestry	93
Mining	6
Journalism	44
Diesel and steam engineering	578
Radio	50
Miscellaneous	34
Not given	3,712
Total	7,210

Completion of Courses

A total of 91,352 papers was marked during the year, which is an increase over the number of papers marked in the preceding year. We have five-, ten-, twelve-, eighteen-, and twenty-paper courses.

Instructional Staff

An inside staff of four course-writers and an outside staff of sixty-four instructors were employed during the year.

English for New Canadians

During the year this division supplied 5,897 students with material from our course in English I for New Canadians, 427 students were supplied with material from the English II for New Canadians, and 505 students took the course in English II (English 19) by correspondence. Classes in English were held in forty-six night-school centres, and material was supplied for other classes and individuals in 119 small, isolated places throughout the Province.

New Courses

Social Studies 30; Effective Living 30; Science 10, 20; French 92; Latin 92; Spanish 91, 92; Business Fundamentals 24; History 91; Radio and Wireless 30; Forestry 30; English 91; and Dressmaking were the new courses offered during the year.

Elementary Correspondence School

REPORT OF ARTHUR H. PLOWS, DIRECTOR

During the school-year 1952–53 there were 1,536 pupils enrolled in the Elementary Correspondence School. Of these, 1,408 were enrolled at Victoria and the remaining 128 were enrolled at Pouce Coupe in the Peace River District. The tabulation below shows the enrolment by month and grade for each locality.

Enrolled at Victoria

	Grade I	Grade II	Grade III	Grade IV	Grade V	Grade VI	Grade VII	Grade VIII	Total
September	149	114	116	96	81	78	80	57	771
October	182	135	135	122	100	99	103	80	956
November	209	153	147	132	111	109	115	87	1,063
December	223	161	152	136	115	110	124	92	1,113
January	233	172	160	140	121	118	131	98	1,173
February	250	190	167	148	128	124	138	108	1,253
March	260	192	172	151	131	130	141	116	1,293
April	264	206	175	159	144	143	140	122	1,353
May	263	210	182	163	151	146	154	125	1,394
June	258	211	187	165	147	147	166	127	1,408

Enrolled at Pouce Coupe (Peace River Branch)

September	11	14	9	3	4	10	7	2	60
October	14	18	10	4	5	12	7	4	74
November	15	21	11	5	7	13	9	4	85
December	16	24	13	6	9	14	9	4	95
January	24	27	18	9	10	15	11	6	120
February	25	27	18	9	10	16	11	6	122
March	25	27	18	10	9	17	11	6	123
April	25	27	18	12	10	17	11	6	126
May	25	28	18	13	10	16	12	6	128
June	25	28	18	13	10	16	12	6	128

The number of papers corrected in the two centres was as follows: Victoria, 149,877 papers; Pouce Coupe, 16,920 papers—a total of 166,797 papers.

The staff in Victoria consisted of the Director, twelve full-time instructors, one part-time instructor, and an office staff of five members; in Pouce Coupe, one full-time instructor and one part-time instructor.

To cope with the number of papers submitted, it was necessary at times to employ, on a piece-work basis, twelve qualified people to mark papers in their own homes.

During the year new courses were produced in Reading for Grade VI and in Art for Grades I to V, inclusive. These courses were devised, written, and illustrated wholly by staff instructors.

In addition to the numbers shown above, adult students enrolled for courses from Grades I to VIII as follows:—

September	85	February	217
October	134	March	241
November	156	April	257
December	178	May	279
January	194	June	299

There were 5,481 papers of adult students corrected during the year.

TEXT-BOOK BRANCH

REPORT OF P. G. BARR, OFFICER IN CHARGE

Anyone who refers to the annual reports of this Branch for a number of years past will find reference each year to lack of space in the office and shipping-room. This unsatisfactory condition still exists and is not conducive to pleasant or efficient operation. School buildings which were satisfactory and contained sufficient classrooms, etc., ten or fifteen years ago have, in the interim, been much improved and added to. The Text-book Branch continues to operate in the quarters I took over twenty-three years ago, although the volume of business increases year by year. Despite these difficulties, the year 1952–53 was a busy and successful one.

The Text-book Rental Scheme continues to develop as planned and anticipated. Pupil participation is practically 100 per cent, the collecting and remitting of rentals is under control, and data of much statistical value is being properly recorded. Curriculum and text-book changes have been facilitated, and the over-all costs have never exceeded expectations. In general, teachers, principals, and secretary-treasurers co-operate fully, and rental collections bear a reasonably correct relationship to total text-book issues. To ensure the continued success of the Rental Plan, teachers are asked again to instruct pupils how to open a new book, to insist on all text-books being covered and otherwise properly handled and cared for, and, when necessary, to assess and collect from the pupils concerned for loss or wilful damage.

As is customary, the Text-book Branch supplied the required free text-books and the various forms, etc., to schools and School Boards as and when required. Curriculum and other bulletins were also distributed, as were 5 tons of Coronation medallions. Orders for books from the various dealers throughout the Province were processed and completed in a satisfactory manner.

To purchase and distribute the free supplies during the school-year 1952–53 to public and private schools and to correspondence students required an expenditure of $251,322; 4,711 free requisitions were received and filled.

Combined orders, free and saleable, reached the large total of 16,700. From these orders the sum of $485,724.79 was collected and deposited in the Treasury to the credit of Text-book Branch Operating Account.

A total of 2,579 Rental Plan requisitions was received, checked, and completed, and $279,259.71 in rental fees and remittances for lost and damaged books was collected and deposited in the Treasury. During the school-year $3,750.58 was refunded to pupils who left the school system prior to March 31st.

Once more it is a pleasure to express appreciation to a very loyal and hard-working staff and to all school officials, particularly secretary-treasurers, for their many acts of co-operation. Without support of this nature, satisfactory reports cannot be made.

ANNUAL REPORT OF THE OFFICER IN CHARGE, TEXT-BOOK BRANCH, FOR THE FISCAL YEAR ENDED MARCH 31ST, 1953

The accompanying financial statements are presented in the form required by the Audit Branch and indicate a successful year's operation, my twenty-second, and the fourth to include the Text-book Rental Plan.

STOCK

The stock on hand in our warehouse, $370,589.71, is properly valued at publisher's price, plus income freight. Rental stock on hand, $339,743.81, represents the value of the books in the schools (Rental Plan), less depreciation, but it does not take into

account the transportation and other costs involved in moving these books from our shipping-room to the various schools of the Province, nor does it give us an opportunity to cover office overhead, etc. It might be argued that the rental stock on hand is undervalued to the extent of our regular mark-up.

Sales

Our sales to dealers, etc., amounted to $544,521.73, and discount allowed was $97,068.85.

Rentals

We received $272,688.29 in rental fees from the various schools, an increase of 7.6 per cent over the previous year. It will be noted that the Rental Plan statement shows a deficit of $99,254.20. This deficit was fully anticipated because no subsidy to the Rental Plan was included in the official estimates. It is interesting to note that if we had been permitted to use our regular mark-up in connection with the valuation of the rental stock on hand in the schools, the apparent deficit would only have been $76,427.85.

Statement of Revenue and Expenditure, March 31st, 1953

Sales

Revenue—			
Sales			$544,521.73
Less discount			97,068.85
Net sales			$447,452.88
Deduct cost of sales—			
Inventory, March 31st, 1952	$316,403.41		
Purchases for year (cost, freight, and duty)	456,064.50		
		$772,467.91	
Inventory, March 31st, 1953		370,589.71	
Cost of sales			401,878.20
Gross profit			$45,574.68
Expenditure—			
Salaries and wages		$36,663.02	
Packing and general expenses		4,016.66	
Freight and delivery		7,620.92	
Sundry expenses		2,217.82	
			50,518.42
Excess of expenditure over revenue transferred to Capital Investment Account			$4,943.74

Rentals

Rental fees collected				$272,688.29
Inventory, March 31st, 1952			$327,957.86	
Plus purchases for year (cost, freight, and duty)			342,395.20	
			$670,353.06	
Inventory, March 31st, 1951	$314,991.57			
Less three years' depreciation at 33⅓ per cent per annum	314,991.57			
Inventory, March 31st, 1952	$334,441.00			
Less two years' depreciation at 33⅓ per cent per annum	222,960.66			
		$111,480.34		
Inventory, March 31st, 1953	$342,395.20			
Less one year's depreciation at 33⅓ per cent per annum	114,131.73			
		228,263.47		
			339,743.81	
			$330,609.25	
Add expenses—				
Salaries and wages		$29,997.01		
Packing and general expenses		3,286.35		
Freight and delivery		6,235.30		
Sundry expenses		1,814.58		
			41,333.24	
				371,942.49
Excess of expenditure over revenue transferred to Capital Investment Account				$99,254.20

BALANCE-SHEET, MARCH 31ST, 1953

Assets

Imprest Account—		
Cash on hand	$100.00	
Cash in bank	350.00	
		$450.00
Inventory—		
Stock on hand		370,589.71
Consigned text-books	$670,353.06	
Less depreciation[1]	330,609.25	
		339,743.81
Accounts receivable		7,934.96
Obsolete stock on hand		9,848.46
Subsidies provided for Text-book Rental Plan	$64,497.20	
Less 1949–50 profit	1,697.68	
		62,799.52
Rental Plan profit, 1949–50		1,697.68
		$793,064.14

[1] Third-year depreciation on 1950–51 inventory $104,997.19
Second-year depreciation on 1951–52 inventory 111,480.33
Depreciation on 1952–53 inventory 114,131.73
$330,609.25

Liabilities

Treasury advances	$450.00
Reserve for obsolete stock	9,848.46
Suspense Account	643.35
Capital Investment Account	782,122.33
	$793,064.14

REPORT ON ADULT EDUCATION

Industrial Education

H. A. JONES, DIRECTOR OF TECHNICAL AND VOCATIONAL EDUCATION

Under the general heading of "Adult Education," two groups of classes are administered by the Department of Education. These groups are: (1) Those that are conducted in co-operation with the Federal Government, and (2) those that are the direct responsibility of the Province. The reports of the responsible officers are grouped here for convenience.

Industrial Education—H. A. Jones, Director of Technical and Vocational Education.

(1) Canadian Vocational Training Programme.

(*a*) Classes operated under the Dominion-Provincial Vocational Training Agreement.

(*b*) Classes operated under the Dominion-Provincial Apprentice Training Agreement.

(2) Night-schools (*see* Industrial Education report).

Correspondence Instruction—

*High School—Miss Edith E. Lucas, B.A., D. ès L., Director.

*Elementary School—A. H. Plows, Director.

*Recreational and Physical Education—R. J. Phillips, Director.

*School and Community Drama—H. S. Hurn, B.A., Director.

(1) CANADIAN VOCATIONAL TRAINING PROGRAMME

During the fiscal year 1952–53 the following schedules of the Dominion-Provincial Vocational Training Agreement were in operation: Schedule C—Urban Occupational Training; Schedule E—Rural Training; Schedule H—Student Aid; Schedule M—Unemployed Workers; Schedule K-2—Defence Training.

A new Schedule R is now under consideration to train handicapped persons. Apprentice technical training at night-school and by correspondence was also given under the Apprentice Training Agreement.

(*a*) Dominion-Provincial Vocational Training Agreement

Schedule C—Urban Occupational Training

Under this schedule, classes were held at the Dominion-Provincial Vocational Training School at Nanaimo in Diesel and Automotive Mechanics. At the Vancouver Vocational Institute classes were held in Power Sewing. The cost of these classes was shared equally between the Federal Department of Labour and the Provincial Government. Forty-five male students were trained at the Vocational School in Nanaimo, and thirty female students were trained in Power-machine Sewing at the Vancouver Vocational Institute.

Schedule E—Rural Training

The Ninth Annual Dominion-Provincial Youth Training School was held at the Youth Training Centre of the University of British Columbia from January 5th to February 28th, 1953. This school was sponsored by the Federal Department of Labour, the Provincial Department of Education and Agriculture, and was administered by the Extension Department of the University of British Columbia.

* *See* separate report following.

Thirty-six boys and twenty girls enrolled in the eight-week training programme. These rural students represented nearly every district in British Columbia.

The main courses of instruction for the boys included: Carpentry, agricultural engineering, blacksmithing, motors, welding, electricity, horticulture, dairying, bee-keeping, handicrafts, and public speaking. For the girls: Sewing, weaving, handicrafts, cooking, nutrition, home management, home nursing, personal relationships, child development, ceramics, and public speaking. Both boys and girls also received instruction in record-keeping, clubs and government, geography and natural resources of British Columbia, and field-trips.

All of the foregoing instruction was given during the day, and in the evening the students attended courses in physical education, party planning, photography, projection, first aid, dramatics, publications, and study and reading.

Along with their regular eight hours of instruction each day, these rural young people organized a students' council; organized and operated a co-operative canteen; published a weekly paper and prepared material for an annual; took turns at janitorial and kitchen duties; designed and purchased Youth Training School pins, rings, and crests; organized a blood drive for the Red Cross blood clinic; and did exceptional job work in organizing and carrying out their final evening at the Youth Training School, which included a banquet, display, fashion show, play, and dance.

The staff of the 1953 Youth Training School consisted of members of the University, Department of Extension, the Faculty of Agriculture and other faculties of the University, the Provincial Department of Agriculture, the Federal Department of Agriculture, commercial companies, and individual specialists. In all, there were seventy-four different persons who instructed and gave talks to the 1953 Youth Training students.

Schedule H—Student Aid

Under the provisions of the Dominion-Provincial Student Aid Schedule, students of academic merit who are in need of it may secure financial assistance to enable them to proceed with their education beyond the level of the secondary school. The awards granted are in the form of 60 per cent bursary and 40 per cent loan, which is repayable one year after the recipient has entered employment.

During the past year 613 awards ranging from $50 were made. The total fund available was $120,000.

Institution	Number of Students Assisted
Section I.—Students in any faculty and in any year—	
University of British Columbia	424
Victoria College	21
King Edward High School	3
Langley Junior-Senior High School	1
Prince George High School	1
North Vancouver High School	1
Prince Charles Junior-Senior High School, Creston	1
Kelowna High School	1
University of Alberta	4
University of Oregon—Dental	4
University of Oregon—Medical	1
University of Washington	3
University of Ottawa	2
Queen's University	2
University of Western Ontario	1
University of Toronto	10
McGill University	10

Institution	Number of Students Assisted	
Section I.—Students in any faculty and in any year—*Continued*		
Ontario Veterinary College	5	
Pacific University, Forest Grove, Ore.	1	
University of Seattle	2	
Royal Military College, Kingston, Ont.	1	
		499
Section II.—Nurses in training at hospitals—		
Royal Jubilee Hospital	8	
St. Paul's School of Nursing	5	
Vancouver General Hospital	5	
Royal Columbian Hospital	5	
		23
Section III.—Students attending Normal Schools—		
Vancouver Normal	44	
Victoria Normal	43	
		87
Section IV.—Students attending public technical, vocational, or art schools where fees are charged—		
Vancouver Vocational Institute	2	
Vancouver School of Art	2	
		4
Total number of awards		613

Schedule M—Unemployed Workers' Training

Classes under Schedule M have been in operation at the Dominion-Provincial Vocational Training School at Nanaimo and also at the Vancouver Vocational Institute. Handicapped persons were also trained under this schedule, and placed in jobs, during the past year. It is proposed next year to train these people under a new Schedule R.

During the year 1952–53 twenty-eight women and thirty-two men received training under Schedule M.

Schedule K-2—Defence Training

The Province of British Columbia entered into an agreement with the Federal Government in 1951 under which special classes are held for the training of welders for the shipyards of Victoria, which are classified by the Federal Government as defence industries. Day and night classes were set up in the Vocational Department of Victoria High School at no cost to the Victoria School Board.

The cost of training and all capital and operating expenditures were shared by the Federal and Provincial Governments on a 75–25 basis, the Federal Government paying the larger share.

(*b*) APPRENTICE-TRAINING

Up to this year the technical training of apprentices has been given at night-schools in the larger cities and by correspondence courses for those who could not attend classes. Apprentices in the smaller towns did not get an opportunity to master all the skills and knowledge of their trade. A start has been made in the training of outside apprentices by offering them day-time courses at the Vancouver Vocational Institute. The present plan is a very moderate one and requires an apprentice to attend the Vocational Institute for at least one month during each apprentice-year. Travelling expenses and fees are paid, and a subsistence allowance of $14 per week is paid the apprentice while he is attending day classes. It is hoped that next year more money will be made available, so that every apprentice in British Columbia will have an opportunity to master his trade.

The Department of Labour, Ottawa, and the British Columbia Department of Education share equally in the cost of apprenticeship training.

During the year 1952–53 a total of 1,523 apprentices were trained in the following centres: Vancouver, Victoria, Duncan, Nanaimo, New Westminster, and Trail. Instruction by correspondence was given to 171 students.

Enrolment Summary

The enrolment summary of the classes administered by the Industrial Education Branch during the year 1952–53 is as follows:—

Dominion-Provincial Vocational Training Agreement—	
Sub-schedule C—Urban Occupational Training	75
Sub-schedule E—Rural Training	56
Sub-schedule H—Student Aid	614
Schedule M—Unemployed Workers' Training	60
Schedule K-2—Defence Training	83
Dominion-Provincial Apprentice Training Agreement	1,694
Total enrolment	2,582

High School Correspondence Adult Education

EDITH E. LUCAS, B.A., D. ÈS L., DIRECTOR

The total enrolment in the High School Correspondence Branch during the school-year 1952–53 was 7,210. Of this number, 6.4 per cent or 460 were between the ages of 18 and 20, and 48.7 per cent or 3,514 were 21 years or over. Thus 55.1 per cent of our students can be classified as adults. This is a decrease of 6.3 per cent over the figures of 1951–52. There was an increase of 964 students in the number of students over 21 years and a decrease of 638 in the number of students between the ages of 18 and 20 years.

There were adult students among those registered for every course offered by this department, as indicated in my report of High School and Vocational Courses.

The following is a classification of the occupations of students 18 years of age and over who gave information as to their employment:—

Apprentices	112
Army, Navy, Air Force	40
Civil Servants	31
Police	7
Domestic workers	22
Farming and ranching	62
Firemen, engineers	310
Forestry	28
Housewives	90
Lumbering	70
Merchants	23
Mining	30
Office-workers	348

Professional—		
Teachers	229	
Nurses	80	
Miscellaneous	25	
		334
Railroad		11
Skilled labour		224
Unskilled labour		217
Miscellaneous		21
Total		1,980

Elementary Correspondence School Adult Class

MR. ARTHUR H. PLOWS, DIRECTOR

In the school-year 1952–53 the enrolment in the adult class of the Elementary Correspondence School was 299 students. The enrolment figures for the year are as follows:—

September	85	February	217
October	134	March	241
November	156	April	257
December	178	May	279
January	194	June	299

During the year, 5,481 papers of adult students were corrected.

Recreation and Physical Education Branch

R. J. PHILLIPS, ACTING DIRECTOR

While the general policy and programme of the Branch remained unchanged during this fiscal year, there were indications of impending change. Some of these trends will be dealt with later in the report.

The inter-high school sports competitions were continued under local auspices and assisted by the Branch. The results were as follows:—

Sport	Host	Winner
Girls' volleyball	Cranbrook	Westbank.
Boys' volleyball	Cranbrook	Kelowna.
Boys' basketball	University of British Columbia	South Burnaby.
Girls' basketball	Kamloops	South Burnaby.
Boys' curling	Vernon	Kelowna.

The popularity of the Pro-Rec Physical Fitness centres is indicated in the increased enrolment. The registration and attendance in the centres was as follows:—

Pro-Rec centres: Number of centres, 213; registration, 18,591; attendance, 220,077.

Community centres: Number of centres, 12; registration, 40,912.

Location of Pro-Rec Centres

Vancouver and New Westminster.—There were fifty Pro-Rec centres for women, five mixed, and forty-one for men.

Fraser Valley.—Abbotsford, Aldergrove, Bridal Falls, County Line, Chilliwack, Cloverdale, Clearbrook, Haney, Hjorth Road, Hatzic Prairie, Kennedy, Langley, Mission, Murrayville, Ocean Park, Ruskin, Sardis, West Townline.

Okanagan-Kootenay.—Chapman Camp, Edgewater, Fernie, Falkland, Glenmore, Greenwood, Grand Forks, Invermere, Kelowna, Kimberley, McDougall, Marysville, Nelson, Osoyoos, Okanagan Centre, Oliver, Princeton, Peachland, Rossland, Salmon Arm, Summerland, Vernon, Windermere, Winfield.

Victoria.—There were eight centres for women, ten for mixed, and six for men.

Vancouver Island.—Brentwood, Cedar, Courtenay, Great Central Lake, Port Alberni, Royston, Union Bay, Youbou.

Northern British Columbia and West Coast.—Britannia, Bridge River, Clinton, Francois Lake, Glenwood, Hazelton, Prince Rupert, Quesnel, Squamish, Terrace, Vanderhoof, Woodfibre, Wells.

Grants to Community Centres

Twelve organizations received the Department of Education's Community Centre Grants, as follows: Campbell River Recreational Association, Courtenay Recreational Association, Kamloops Athletic Association, Kimberley Amateur Athletic Association, Kitsilano War Memorial Community Centre, Marpole Community Centre, North Vancouver Memorial Community Centre, Prince George Civic Centre, Prince Rupert Civic Centre Association, Rossland Civic Activities Association, Sunset Memorial Centre, Trail Athletic Association.

Fitness Demonstrations

A curtailed budget in the new fiscal year forced the cancellation of the Annual Women's Revue, which formerly had been held in May. However, several self-supporting closing events were held in various parts of the Province under local auspices.

Gymnastic Competition

The Provincial Pro-Rec centres' annual gymnastic competition was held in April at Kitsilano Community Centre, where gymnastic teams from several districts in the Province competed for the various championship awards.

The standard of performance and competitive spirit shown indicated the success of the event and a proof of the need for the promotion of gymnastics for young men wishing to achieve skill in this type of athletics.

Recreation for the Blind

Recreation programmes for the blind or partly blind have been greatly expanded by the C.N.I.B. Recreation Department, headed by Mr. Joseph Lewis, a member of the Pro-Rec staff, with headquarters at the Canadian National Institute for the Blind in Vancouver. Following is a brief sketch of some of the activities:—

Provincial and interprovincial cribbage tournaments have been developed—one of the most popular activities in the programme; five- and ten-pin bowling; public speaking proved successful from the standpoint of attendance and results; dancing classes were well attended; a literature club introduced an innovation in the form of discussions based on Citizens' Forum material; minor dramatic activities were carried on.

An annual country fair, at which approximately 500 blind men, women, children, and escorts attended, attracted more attendance than any other single occurring activity throughout the year.

Other activities: A woodwork course, choral activities, salmon derby, first sports day for the blind of British Columbia, camping, annual boat cruise, " yards "—football league, women's gadabout service club, men's discus club, annual summer picnics, lawn-bowling.

Leadership Training

Last summer two short courses were held in Vancouver for the purpose of training volunteer and paid leaders in Pro-Rec physical-recreation activities. The curriculum for the four-week men's course was broadened to include theory of community recreation and sports education. The women held a two-week intensive refresher course covering many phases of physical recreation. Thirty-six women and thirty-four men attended the respective courses.

Travelling Clinics

The travelling clinic in basketball was again active, and John Willox, accompanied by staff Sports Organizer J. Dickerson, conducted dual clinics in school and community at Hope, Princeton, Merritt, Lytton, Kamloops, Ashcroft, Clinton, Duncan, Ladysmith, Nanaimo, Courtenay, Mission, Gibsons, and Sechelt. In the North during May, our regional supervisor, K. K. Maltman, worked with the Williams Lake School Board in conducting track and field clinics at Horsefly, Williams Lake, Alexis Creek, Big Lake, Lone Butte, Bridge Lake, Forest Grove. This type of service was felt to be very worth while.

Other Services

The Branch Office continued throughout the year to dispense resource materials of all kinds upon request, to handle and distribute a large amount of mimeographed material received from the National Fitness Office, to give advice and guidance to community groups, and to make its board room and stenographic facilities available to many amateur sporting associations. Several of the staff served in executive or advisory capacities on many boards and associations in order to develop better public relations with these groups. It is felt that more good work could be done in this way, especially to prepare and make available literature and programme materials needed to guide and stimulate community recreation.

Trends

While it is too early to predict policy, it has already been made public that certain basic changes in the present set-up will be effected:—

(1) Curtailment of staff, and appointment of nine regional consultants, who will be responsible for specific areas.
(2) Centralization of administration: Moving the Branch Office to Victoria, to facilitate administration.
(3) Community responsibility: Permitting full community control of recreation programmes, with financial and other assistance offered but not imposed upon communities.
(4) Voluntary leadership: Emphasis on development of volunteers through leadership training courses.
(5) Extension of night-school programmes to include more courses of a purely recreational nature.
(6) Formation of Local Recreation Commissions, which will administer grants-in-aid.

As this is to be my final report, I should like to take this opportunity to express my deep appreciation of the co-operation and inspiration which I have received from Dr. F. T. Fairey, Mr. H. L. Campbell, and Dr. H. P. Johns during these past years.

School and Community Drama Branch

H. S. HURN, B.A., DIRECTOR

Two events of considerable significance took place during the past season—the Dominion Drama Festival and the British Columbia One-act Play Festival.

Canada's most important drama festival was brought to our Province for the first time since its inauguration in 1933. Victoria was chosen the host city, and a large committee was formed to attend to the very many details consequent upon the holding and financing of the project. Approximately 200 actors and technicians arrived from several points representing the Maritimes, Quebec, Ontario, the Prairie Provinces, and Vancouver to take part in the stage work at the Royal Theatre. In addition, there were many visitors from all parts of Canada and many parts of the United States who came to share in what proved to be, in the opinion of many, the most successful Dominion Drama Festival ever held. The festival was successful from the financial standpoint, too, and this in spite of the large numbers of participants, whose billeting was the responsibility of the committee. The people of Victoria, after a comparatively slow start at the beginning of the week, rallied to the support of the festival, having realized apparently that the standard of entertainment was at a high level. Due to the absence from the city of certain key figures, the election, etc., there was fear that the social activities might suffer unduly, but, thanks to the Women's Canadian Club and the generosity of individuals, this aspect of the festival was very satisfying. Visitors left with a warmth of affection for British Columbia, and Victoria in particular. The festival contributed much to members of British Columbia's drama groups, who attended to see some good, and even excellent, work. The winner of the festival was a French-Canadian company from Montreal, " La Jeune Scène," with a play about French Canada dealing with cigarette-smugglers in the Province of Quebec; it was a triumph of Canadian play-writing as well as acting.

In the years preceding the war, a festival called the British Columbia Drama Festival was held in Victoria every year. It was Provincial in name only, inasmuch as the entries came from Victoria and Vancouver only; the other communities did not participate. With the rapid growth of the cities on the Mainland and the increasing desirability of bringing their groups into the Provincial pattern, this Branch organized the zones of dramatic activity, and the entries in the Vernon Festival were those representing these zones. Owing to the loss of key players, the North was not represented unfortunately, but six groups were present to compete for the Provincial championship—Nanaimo, Vancouver Repertory, North Vancouver, Kelowna, Kamloops, and Trail. The project was most successful. The citizens supported the festival in a most commendable manner, while the civic officials and others, whose help was much appreciated, rallied to the support of the excellent committee chosen to run the festival. Nanaimo, which has not been prominent until this year, won first place.

Festivals were held with an increase in the number of entries in all cases. One of the most prominent was the Vancouver Island Zone Festival held at the City of Nanaimo. Since the abandonment of the music festival which was held in pre-war years, this most successful function proved to be one of the best cultural projects Nanaimo has had in many years.

In many cases, particularly in festivals including music, art, drama, speech, and dancing, the number of entries has become a serious problem to the comparatively few people who organize and run them, and this state of affairs has resulted in some cases in the separation of drama from the rest of the activities, just as it has always been in the large centres.

The Fort St. John Drama Festival is worthy of special mention in view of the fact that six of the plays presented were from original scripts, four of which were based on Peace River themes.

The addition of the Dominion Drama Festival to the responsibilities of the small staff of this Branch demanded much time and effort, and I should like to compliment the staff for their efforts.

Contrary to expectations, the demand for curtains and other equipment increased during the year. It is evident that in practically every area in this large Province, theatre is prominent in the life of the people.

It has been of concern to this Branch that professional theatre survive in the Province. As a consequence, reasonable assistance has been given to those who are striving hard to succeed, especially directed toward moral assistance when circumstances seemed to warrant such aid. The difficulties faced by those companies are not insignificant by any means. In the period reaching to a satisfactory audience support, they will need the active support of all who believe that living theatre has a definite place in the life of every city.

EDUCATIONAL AND VOCATIONAL GUIDANCE

REPORT OF HAROLD P. JOHNS, M.A., PH.D., DIRECTOR

The growth of the counselling services in the secondary schools of British Columbia continued in 1952–53. Their development since 1948–49 has been consistent and, at the same time, reasonably conservative by comparison with the increase in school population. The following table illustrates the development of the counselling services since 1948:—

Schools and Counsellors

Year	Number of Schools with Approved Counselling Service	Number of Counsellors (Engaged Half Time or Full Time in Counselling)
1948–49	34	85
1949–50	36	89
1950–51	50	103
1951–52	55	141
1952–53	66	173

During the year 1952–53 a Province-wide survey was made to determine the percentage of total possible teaching time (that is, number of teachers × number of class periods) in secondary schools being devoted to counselling, administration, classroom instruction, and other assigned duties. This survey established several significant facts. It showed, for example, that the average percentage of such time assigned to counselling was 3.6 per cent. Apart from very small schools, this percentage in individual schools was fairly consistent regardless of their size, varying in the great majority of cases from 3.5 to 4.5 per cent. The survey also indicated that a relatively high percentage of teachers' time spent in counselling does not necessarily mean that a low percentage of the total teaching time is being devoted to classroom instruction. For example, of the nine schools with percentages of teaching time in excess of 5 per cent devoted to counselling, in seven classrooms instruction accounted for over 80 per cent of the staff's time, or equal to the average for all secondary schools studied, including the very small ones. On the other hand, there appeared to be evidence that counselling services in schools decreased the amount of time consumed in administration.

The in-service training of counsellors and other guidance workers was continued, both in connection with the Department's Summer School of Education and in evening classes sponsored by the Vancouver and Trail School Boards. The following is a list of courses and enrolments for the year 1952–53:—

Summer School of Education

	Enrolment
Counselling courses—	
Occupational Information Techniques	28
Counsellors' Workshop	16
General guidance courses—	
Principles of Guidance	117
Mental Hygiene	95
Adjusting Work to Individual Differences	113

Evening Courses

Vancouver—	
Individual Inventory	27
Use of Tests in Guidance	25
Trail—Mental Hygiene	20

In February a conference of counsellors from Vancouver Island was held at Nanaimo to discuss educational planning for students entering university. Dean Walter Gage and Major J. F. McLean represented the University of British Columbia. Twenty-two counsellors attended. A similar conference was held by counsellors of the Okanagan Valley to consider administrative problems of the guidance programme.

During the school-year 1952–53 the Division of Educational and Vocational Guidance continued to supply materials to counsellors and others engaged in guidance work. Ten issues of " Pacific Tides," giving details of employment trends in British Columbia, were sent to schools through the co-operation of the National Employment Service. Two lists of " Guidance Pamphlets Currently Available " were distributed, listing and classifying 162 guidance monographs. A direct issue of thirty monographs was made to each secondary school. Three of these publications were made available by the Federal Department of Labour.

The increasing interest of employers of youth in guidance and their growing appreciation of its importance to them has been amply demonstrated during the school-year just past. In two cases—Trail and Vancouver—this is evidenced in co-operative experiments in which counsellors have been taken on the staffs of the personnel departments of industrial establishments during the summer vacation for the purpose of familiarizing schools with the employee needs of these firms. In all, twelve industrial and commercial firms have been involved in this unique training programme.

Again this year the Vancouver Board of Trade and the Pacific National Exhibition jointly sponsored the Vocational Guidance Job Study Competition. A total of 10,901 entries was submitted from the secondary schools of British Columbia. Winners of the Provincial bursary awards were: First, Leila Long, of Cowichan Junior-Senior High School, Duncan; second, Roger Purves, of Mount View High School, Victoria; third, Beverley Pitt, of Kelowna High School. Cowichan Junior-Senior High School was awarded the George Powell Shield as the school attended by the winning student.

DIVISION OF SCHOOL RADIO BROADCASTS

REPORT OF PHILIP J. KITLEY, M.A., DIRECTOR OF SCHOOL RADIO BROADCASTS

Programmes

During the year, school broadcasts were on the air for thirty-one weeks, with a total of 224 programmes. Of these, seventy-two were thirty minutes in length, thirty-five were approximately twenty minutes, eighty-two were fifteen minutes, and thirty-five approximately ten minutes. About one-third of the broadcasts originated outside this Province, while British Columbia contributed a number of broadcasts for listeners in the Western Provinces.

Apart from the traditional series, such as music, French, art, social studies, etc., which were well received, a number of other series and individual programmes deserve mention. A series of short safety programmes brought special comment, and also a series of character education programmes for intermediate grades. Three special broadcasts were arranged to make the background and meaning of the Coronation of greater significance to pupils. Worth special mention also is a series of individual programmes for high schools, and a choral programme of Christmas music which linked together the themes of the carols in an original manner.

From listening reports, here are the most popular ten series in order: Song Time, Coronation series, Music and Things, Pictures in the Air, Let's Sing Together, Listening Is Fun, Do What Sam Says (Safety), Easter Programme (one occasion), The Mighty Fraser, Écoutez.

From reports of high-school listeners, the Shakespeare and Canadian Painters series were also popular.

Printed Aids

As a guide to teachers and pupils in the use of the broadcasts, the following printed aids were available:—

Teachers' Bulletin (complete details of the year's programmes).

Pictures in the Air (for the art broadcasts).

Song sheets (containing words and music for pupils, to accompany Let's Sing Together).

Écoutez (for pupils—the text of the French broadcasts).

In addition, words and music for supplementary songs were made available to teachers for the junior-grade music programmes. Copies of the C.B.C. booklet " Young Canada Listens " were also circulated to all schools.

Script Writing and Production

While production is the responsibility of the Canadian Broadcasting Corporation, the work of the School Radio Broadcasts Office is co-ordinated very closely with it. More than twelve of the script-writers were either teachers or former teachers, and it is the policy of this Division to encourage such participation further. A great many school students were auditioned during the year, and approximately fifty took dramatic parts in school broadcasts at one time or another.

Except in special cases, professionals are used for adult dramatic parts on school broadcasts, but at all times care is taken to see that the special considerations necessary for a suitable school production are kept in mind.

Coverage

The opening of a number of new repeater stations has meant some increase in the number of schools listening. In addition, there is evidence that the number of pupils per school is also increasing.

Annual returns from schools show the following percentages: Schools listening, 51.44 per cent (54.33 per cent of those reporting); total pupils listening, 43.45 per cent.

Considerable variation as between school districts is evident, occasioned in large part by varying efficiency of radio reception. In two districts (Nos. 67 and 77) all the schools report use of broadcasts. The following figures show the general distribution:—

Seventy-five per cent or more of schools listening: Districts Nos. 12, 23, 32, 33, 34, 35, 37, 39, 40, 41, 43, 44, 45, 46, 47, 61, 63, 66, 67, 69, 75, and 77 (total, 22).

Fifty to 74 per cent of schools listening: Districts Nos. 2, 7, 9, 11, 19, 20, 21, 24, 36, 38, 42, 52, 60, 62, 64, 65, 68, 72, 73, 76, and 78 (total, 21).

Twenty-five to 49 per cent of schools listening: Districts Nos. 3, 10, 14, 15, 17, 22, 25, 26, 27, 30, 48, 55, 56, 59, and 71 (total, 15).

Less than 25 per cent of schools listening: Districts Nos. 1, 4, 5, 6, 8, 13, 16, 18, 28, 29, 31, 49, 50, 51, 53, 54, 57, 58, 70, 74, and 79 (total, 21).

Equipment

Reports show a total of 1,134 radios at present in school use, although there is still a high percentage of schools without receivers. Fifty-five schools report using magnetic recorders, and seventy-seven have some sort of sound distribution system.

Teacher-training

The usual contacts with teacher-training institutions were maintained. In addition, visits were made to ninety-one schools in eighteen districts outside of Vancouver and Victoria. This is a service which could well be extended if time permitted.

Other Contacts

A considerable growth in interest was shown in school broadcasts by the parent-teacher organization. Copies of printed material were sent to many groups, and addresses were given to a number.

Useful contact was maintained with school radio broadcast officials in other Provinces. A policy of mutual criticism and exchange of information proved valuable.

The thanks of this Division go to the many individuals and groups who have co-operated so willingly with it during the year, and in particular to the Canadian Broadcasting Corporation for its continued interest and assistance.

DIVISION OF TESTS, STANDARDS, AND RESEARCH

REPORT OF C. B. CONWAY, B.Sc., M.S., D.PÆD., DIRECTOR

The 1952–53 school-year was one of the heaviest in the relatively brief life of the Division so far as test investigations were concerned. Five tests were produced and wholly or partially standardized. Over 31,500 tests were distributed, scored, analysed, and reported from the office, in addition to about a quarter of a million tests that were distributed to School Boards and teachers. At least one-fifth of the total office time was devoted to University Entrance examination studies and other inquiries. Mere volume is meaningless, of course, but the fact that this could be accomplished in one year with a high degree of accuracy and without serious delay is a tribute to the permanent staff—Miss Lorna Aitkens, Miss Ellen Brown, and Mrs. Gladys Forbes—and the markers and other temporary employees.

Three Province-wide surveys involving five tests were carried out completely by the Division; that is, they were designed, printed, shipped for administration, marked, typed, tabulated, and validated. An additional investigation which was suggested by the Deputy Superintendent of Education was carried out by most Inspectors in November and May. Its purpose was to draw attention to weaknesses in computation that had become evident and to indicate the concern of the Department with the follow-up work that should be carried on after testing. In November, at the beginning of the study, Form A of the B.C. Arithmetic Computation V–VI Test was given to Grade VIII classes. The tests were marked by teachers, and the item-difficulties were recorded by Inspectors. Form B was administered in May to check the progress that had been made during the six-month period. The Division acted as co-ordinator by providing and shipping the tests and accessories and by analysing the items and compiling the Provincial results. Approximately 13,500 Grade VIII pupils were tested and retested in this manner.

In Grades XI and XII (English 30 and 40) a special British Columbia modification of the Dominion Group Test of Learning Capacity, Advanced Form B, was administered to 11,820 University Programme and General Programme students. An extensive study of the candidates enrolled in different programmes and courses was made, and data were obtained that provided essential information for the establishment of differential standards for University Entrance examinations.

In Grades X and XI (Social Studies 20) two forms of the new British Columbia Social Studies 20 Test were administered to 4,856 and 4,958 students in May. It might be pointed out that this test is the first of its kind to be produced in British Columbia. It also is, to the best of our knowledge, only the third test in Social Studies that has been standardized in Canada, the first since 1934, and probably the only one on the continent that has as complete coverage of rural and urban pupils over a comparable area.

The second Terminal Course Test, a test in Mathematics with an accompanying test in Arithmetic Fundamentals, was given to all Mathematics 30 candidates in public and private schools on June 11th. This followed the procedure established in 1951 and 1952, when a Terminal Course Test in Science and a Composite Achievement Test were given.

Results of the Surveys.—1. Attention has been drawn to specific weaknesses in arithmetic that are carried forward through elementary school and act to the detriment of further study in Mathematics. Principals of schools have been provided with information regarding the relative standing of their pupils.

2. Two good tests with high curricular validity for the British Columbia Social Studies 20 course have been produced. After the elimination of a few items and an additional administration, these tests will be made available to teachers to measure achievement in their classes.

3. It was found that variations in the scholastic aptitude of students enrolled in different courses were even greater than had been expected. The following table gives the mean I.Q. and the percentage of students taking different courses who were above the average of all Grade XII U.P. students; that is, University Programme students enrolled in English 40.

Mean I.Q. of Grade XII Students Taking Various Courses and Percentage Whose Scholastic Aptitude Exceeds the Grade XII University Programme Median (115)

Course	Per Cent	Mean I.Q.	Course	Per Cent	Mean I.Q.
Spanish 91, 92	61, 70	116	Geography 91	38	113
Physics 91	61	117	English 40 (U.P.+G.P.)	38	113
Latin 91, 92	57, 60	117	German 91, 92	29, 32	112
French 92	58	117	Social Studies 30	28	110
Mathematics 91	55	116	Law 93	24	107
English 40 (U.P.)	50	115	Home Economics 91	23	107
English 91	50	115	Commerce 91	20	105
French 91	48	115	English 93	19	106
Chemistry 91	47	115	Commerce 92	12	103
Economics 92	46	113	Commerce 93	11	103
History 91	45	114	Agriculture 91, 92 (Vocational)	7	102
Biology 91	40	113			

This study was the basis for the establishment of a completely new and probably unique concept of standards for University Entrance. Not all problems have been settled, particularly the one of over-recommendation, and many modifications will be necessary, but the new techniques of scaling should provide at least a partial answer to the oft-recurring criticisms that (*a*) the University Entrance examinations are too difficult for candidates of average ability, and (*b*) they are so easy that almost any student can pass.

One problem that has not been solved is the problem of variation of students from schools of different types. Differences in achievement between accredited and non-accredited schools are much greater than the mean I.Q. difference of 0.3 would indicate. The differences between University Programme and General Programme students seem to be increasing. The mean U.P. Grade XII I.Q. is 115.3 and the G.P. mean is 104.1. This is desirable, but it makes it very difficult to establish a single standard for high-school graduation that is applicable to all students and all types of schools. It is evident, however, that our standards of accrediting and of recommendation must be fundamentally sound. The marks obtained when all students are tested indicate that students from the large accredited schools have definitely higher achievement than those from non-accredited or private schools. Similarly, the students who are weak academically are being guided to a much greater extent into the General courses. While the scaling of University Entrance examinations this year was a complicated and arduous task, it is felt that methods are being worked out which will be fairer than those that have been used in the past. The new method that was used this year resulted in a lowering of the standards in such highly selective courses as Latin 92 and Physics 91, but it was responsible for raising the standards in such subjects as Social Studies 30 and English 40 to a more satisfactory level.

Future Enrolment.—Problems of accommodation and teacher-supply for the rapidly expanding British Columbia population are still matters of great concern to the Division. In 1935, the year in which most of this year's Grade XII graduates were born, the number of British Columbia births was almost exactly 10,000. Preliminary figures for 1952 total 29,700. In addition, the immigration of children below the age of 16 has been so persistent that it is hoped that few will refer to the forecasts of enrolment that were made in this Division only a few years ago. In 1952 there was a net gain of 3,640

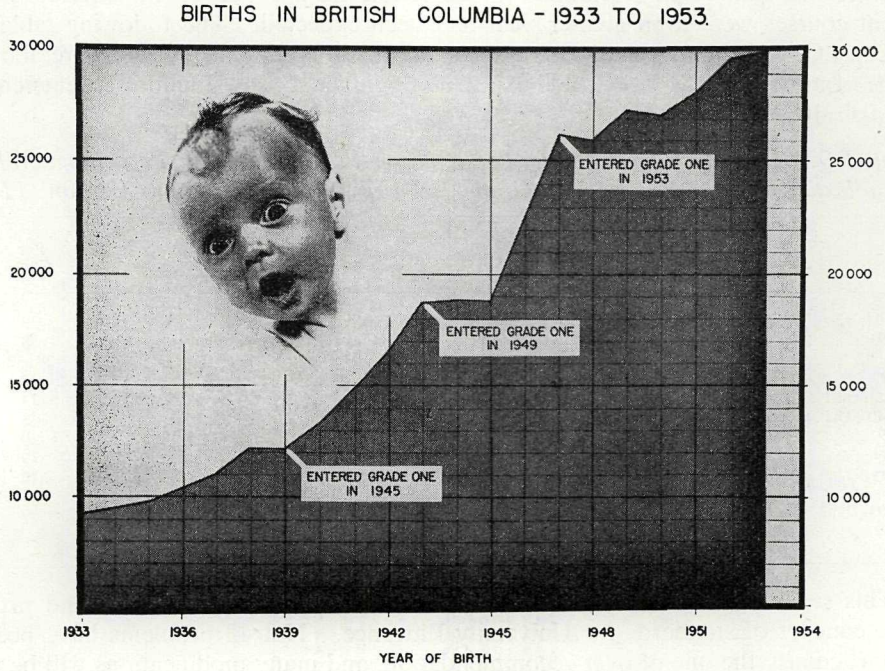

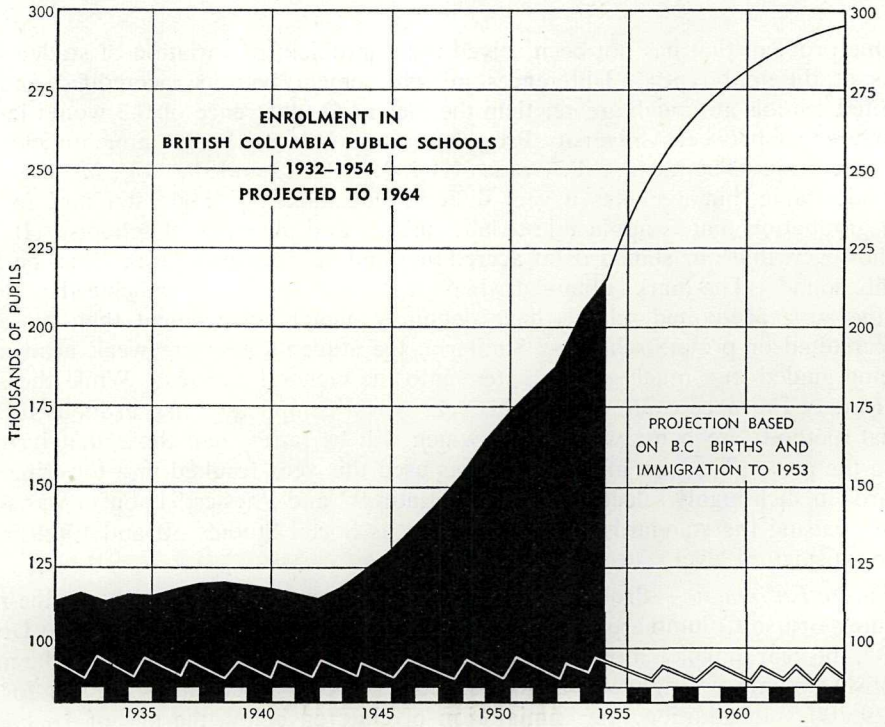

Division of Tests Standards and Research

Division of Visual Education

school-age or pre-school children, and the total of child immigrants since 1940 now exceeds 42,000. An estimate made in 1947, when the enrolment was 145,000, indicated that it would increase to approximately 200,000 in 1954 and 230,000 in 1960. While the estimate for 1954 has proved to be very accurate, the persistence of the high birth rate and immigration have made the estimates from 1960 onward much too low. Present indications are that we must be prepared for almost 300,000 by 1965.

DIVISION OF VISUAL EDUCATION

REPORT OF J. R. POLLOCK, B.A.Sc., DIRECTOR

Submitted herewith is the circulation report of the Division of Visual Education covering the period September 1st, 1952, to August 31st, 1953:—

Circulation Report

District Number and Name	Motion Pictures		Film-strips	
	Number Requested	Number Supplied	Number Requested	Number Supplied
1. Fernie	422	233	211	202
2. Cranbrook	53	18	84	61
3. Kimberley	398	152	20	20
4. Windermere	513	459	------	------
5. Creston	------	------	------	------
6. Kootenay Lake	------	------	113	91
7. Nelson	1,055	487	205	162
8. Slocan	398	160	92	67
9. Castlegar	491	201	3	3
10. Arrow Lakes	54	22	------	------
11. Trail	859	360	201	164
12. Grand Forks	358	131	32	27
13. Kettle Valley	249	109	------	------
14. Southern Okanagan	113	49	134	99
15. Penticton	232	117	41	25
16. Keremeos	585	274	------	------
17. Princeton	84	23	30	20
18. Golden	192	93	55	50
19. Revelstoke	279	117	148	132
20. Salmon Arm	476	212	100	69
21. Armstrong-Enderby	582	262	153	135
22. Vernon	309	161	140	115
23. Kelowna	1,655	731	160	144
24. Kamloops	736	396	201	122
25. Barriere	299	169	6	6
26. Birch Island	------	------	------	------
27. Williams Lake	31	6	24	17
28. Quesnel	4	4	------	------
29. Lillooet	1,042	834	203	141
30. Ashcroft				
31. Merritt	------	------	10	10
32. Fraser Canyon	415	179	300	252
33. Chilliwack	1,557	1,032	1,264	1,183
34. Abbotsford	7,007	4,190	1,772	1,448
35. Langley	3,690	1,774	305	204
36. Surrey	924	388	245	202
37. Delta	587	219	106	89
38. Richmond	1,053	441	110	86
39. Vancouver	6,424	3,087	506	443
40. New Westminster	5,900	2,693	4	4
41. Burnaby	1,826	816	501	410
42. Maple Ridge	1,100	457	377	305
43. Coquitlam	658	231	911	774
44. North Vancouver	2,270	1,427	29	24
45. West Vancouver	92	80	50	39
46. Sechelt	243	114	46	42
47. Powell River	43	16	11	10
48. Howe Sound	625	340	87	71
49. Ocean Falls	722	381	44	33
50. Queen Charlotte	4	3	------	------
51. Portland Canal	165	72	------	------
52. Prince Rupert	464	205	16	15
53. Terrace	60	40	54	48
54. Smithers	26	26	------	------
55. Burns Lake	------	------	------	------
56. Vanderhoof	22	10	------	------
57. Prince George	143	63	------	------
58. McBride	------	------	------	------
59 and 60. Peace River	1,691	505	528	438
61. Greater Victoria	5,765	3,357	5	5
62. Sooke	434	208	------	------
63. Saanich	53	25	93	76

Circulation Report—Continued

District Number and Name	Motion Pictures		Film-strips	
	Number Requested	Number Supplied	Number Requested	Number Supplied
64. Saltspring	155	66	99	86
65. Cowichan	367	173	282	237
66. Lake Cowichan	124	50	19	18
67. Ladysmith	47	20	------	------
68. Nanaimo	513	238	90	82
69. Qualicum	90	35	13	10
70. Alberni	1,506	831	145	126
71. Courtenay	402	170	124	105
72. Campbell River	389	204	------	------
73. Alert Bay	332	135	31	18
74. Quatsino	118	62	76	55
75. Mission	2,735	1,500	201	190
76. Agassiz	213	89	------	------
77. Summerland	500	224	18	15
Unattached schools	1,243	672	168	128
Miscellaneous	237	216	14	14
Totals	64,403	32,844	11,110	9,167

In some areas, schools co-operated with one another and pooled their demands. They arranged locally the distribution of the material supplied to them by the Division. This increased the effectiveness of the service to them. It reduced the wastage of time resulting when material is being transported and increased the opportunity of securing a greater percentage of the material demanded. Such " circuits " operated in the following districts:—

3. Kimberley.
4. Windermere.
15. Penticton.
21. Armstrong-Enderby.
23. Kelowna.
24. Kamloops.
29. Lillooet.
30. Ashcroft.
33. Chilliwack.
34. Abbotsford.
35. Langley.
40. New Westminster.
44. North Vancouver.
48. Howe Sound.
49. Ocean Falls.
52. Prince Rupert.
59 and 60. Peace River South and Peace River North.
70. Alberni.
75. Mission.

The Visual Education Department of the Victoria School Board administered a similar service to District No. 61 (Greater Victoria).

The Director and staff of the Division of Visual Education appreciate the work done by those teachers and officials who, through their fine co-operation, have made this improvement in service possible.

From the registration cards submitted by 546 schools served during this past term, the following information is revealed:—

Number of schools possessing motion-picture projectors	387
Number of schools borrowing motion-picture projectors	143
Number of schools possessing film-strip projectors	260
Number of schools borrowing film-strip projectors	143

On the shelves of the library were 1,369 motion-picture titles. Duplicate copies of the more popular films brought the total to 2,070 motion pictures. This is less than the 2,115 copies on the shelves during the year 1951–52. This reduction resulted from (1) the recall of certain National Film Board historical films, (2) the need to withdraw some obsolete and badly worn silent titles, and (3) non-replacement of some films damaged in use. Note should be made that there is an increased interest upon the part of school districts toward the establishment of local libraries of film-strips. The use of the Division's library of film-strips for preview purposes to aid local bodies in wise selection when purchasing film-strips is proving popular.

Other loan materials distributed included 501 picture sets and 88 dioramas on Indian life.

"EDUCATION OF SOLDIERS' DEPENDENT CHILDREN ACT"

REPORT OF F. M. KINSMAN, SECRETARY OF THE COMMISSION

During the school-year 1952–53 a total of 214 applications was considered by the Commission. Of these, twenty-three were turned down, the chief reason being that family income was higher than that set by the Commission for grant purposes. One hundred and ninety-one applications were approved for grants, sixty-six receiving assistance for the first time, sixty-eight for the second year, forty-six for the third year, and eleven for the fourth year. Students were distributed by grades as follows: Grade IX, 53; Grade X, 56; Grade XI, 41; Grade XII, 41. During the year thirteen students dropped out and grants were discontinued.

Grants paid per student were as follows:—

September	$50.00
December	20.00
March	13.45
Total for the year, per pupil	$83.45
Total for the year, all pupils	14,967.90

Expenses amounted to $25.40, leaving a balance of $6.70 from the total vote of $15,000 allocated to the "Education of Soldiers' Dependent Children Act" for the fiscal year 1952–53.

STATISTICAL RETURNS

SUMMARY OF ENROLMENT AND AVERAGE DAILY ATTENDANCE

District, Type, and School	Pupils Enrolled			Average Daily Attendance	Kinder-garten	Grade I	Grade II	Grade III	Grade IV	Grade V	Grade VI	Grade VII	Grade VIII	Grade IX	Grade X	Grade XI	Grade XII	Grade XIII
	Total	Boys	Girls															
District No. 1 (Fernie)																		
Elementary-Senior High—																		
Fernie	649	330	319	590.37	.....	62	56	52	64	57	49	66	59	52	34	50	35	13
Michel-Natal	402	218	184	348.25	.....	39	46	39	35	34	49	35	35	31	23	19	17	.....
Waldo	77	42	35	67.68	.....	4	2	3	3	1	8	14	11	12	13	3	3	.....
Sub-totals	1,128	590	538	1,006.30	.....	105	104	94	102	92	106	115	105	95	70	72	55	13
Elementary—																		
Elko	16	10	6	16.31	.....	3	3	1	4	5	.....	.....	.....	.....	.....	.....	.....	.....
Gold Creek	17	8	9	16.80	.....	1	3	3	1	4	1	1	3	.....	.....	.....	.....	.....
Grasmere	28	16	12	23.39	.....	2	4	4	1	2	6	6	3	.....	.....	.....	.....	.....
Jaffray	86	34	52	76.47	.....	13	15	19	11	15	13	.....	.....	.....	.....	.....	.....	.....
Newgate	14	10	4	13.69	.....	1	2	.....	5	1	2	2	1	.....	.....	.....	.....	.....
Sub-totals	161	78	83	146.66	.....	20	27	27	22	27	22	9	7	.....	.....	.....	.....	.....
Totals	1,289	668	621	1,152.96	.....	125	131	121	124	119	128	124	112	95	70	72	55	13
District No. 2 (Cranbrook)																		
Junior-Senior High—Mount Baker	530	259	271	489.83	.....	.....	.....	.....	.....	.....	.....	134	96	103	82	63	44	8
Elementary—																		
Cranbrook	843	432	411	779.96	.....	155	120	165	151	125	127	.....	.....	.....	.....	.....	.....	.....
Moyie	15	7	8	14.30	.....	1	5	4	4	1	.....	.....	.....	.....	.....	.....	.....	.....
Wardner	48	25	23	43.43	.....	15	6	7	4	4	4	1	7	.....	.....	.....	.....	.....
Yahk	46	30	16	39.97	.....	5	3	9	7	6	8	2	6	.....	.....	.....	.....	.....
Sub-totals	952	494	458	877.66	.....	176	134	185	166	136	139	3	13	.....	.....	.....	.....	.....
Totals	1,482	753	729	1,367.49	.....	176	134	185	166	136	139	137	109	103	82	63	44	8
District No. 3 (Kimberley)																		
Junior-Senior High—P. J. McKim	618	314	304	557.67	.....	.....	.....	.....	.....	.....	.....	143	130	112	91	85	47	10
Elementary—																		
A. A. Watkins	665	352	313	621.78	.....	116	97	81	122	132	117	.....	.....	.....	.....	.....	.....	.....
Blarchmont	132	56	76	123.55	.....	50	29	53	.....	.....	.....	.....	.....	.....	.....	.....	.....	.....
Chapman Camp	84	43	41	77.74	.....	15	8	14	11	19	17	.....	.....	.....	.....	.....	.....	.....
Marysville	144	72	72	128.55	.....	26	26	23	22	22	25	.....	.....	.....	.....	.....	.....	.....
Sheep Creek	12	5	7	10.48	.....	1	1	1	2	3	2	1	1	.....	.....	.....	.....	.....
Wasa	18	12	6	18.81	.....	1	5	2	4	1	2	1	2	.....	.....	.....	.....	.....
Sub-totals	1,055	540	515	980.91	.....	209	166	174	161	177	163	2	3	.....	.....	.....	.....	.....
Totals	1,673	854	819	1,538.58	.....	209	166	174	161	177	163	145	133	112	91	85	47	10
District No. 4 (Windermere)																		
Superior—Canal Flats	71	36	35	65.22	.....	16	10	6	7	3	10	6	6	4	3	.....	.....	.....
Elementary-Senior High—																		
Edgewater	108	51	57	99.36	.....	15	10	14	8	6	11	6	9	13	10	3	3	.....
Invermere	215	118	97	183.75	.....	27	18	23	15	25	18	20	17	10	17	16	9	.....
Sub-totals	323	169	154	283.11	.....	42	28	37	23	31	29	26	26	23	27	19	12	.....

SUMMARY OF ENROLMENT AND AVERAGE DAILY ATTENDANCE—*Continued*

District, Type, and School	Pupils Enrolled			Average Daily Attendance	Kinder-garten	Grade I	Grade II	Grade III	Grade IV	Grade V	Grade VI	Grade VII	Grade VIII	Grade IX	Grade X	Grade XI	Grade XII	Grade XIII
	Total	Boys	Girls															
District No. 4 (Windermere)—Continued																		
Elementary—																		
Brisco	22	8	14	19.26	.....	6	3	1	2	3	5	1	1	.....	.....	.....	.....	.....
Galena	15	5	10	12.57	.....	4	2	1	2	.....	2	2	2	.....	.....	.....	.....	.....
Giant Mascot	10	5	5	10.89	.....	3	.....	2	2	1	2	.....	.....	.....	.....	.....	.....	.....
Wilmer	24	16	8	21.80	.....	4	7	5	1	4	3	.....	.....	.....	.....	.....	.....	.....
Windermere	22	12	10	21.48	.....	7	5	4	5	1	.....	.....	.....	.....	.....	.....	.....	.....
Sub-totals	93	46	47	86.00	.....	24	17	13	12	9	12	3	3	.....	.....	.....	.....	.....
Totals	487	251	236	434.33	.....	82	55	56	42	43	51	35	35	27	30	19	12	.....
District No. 5 (Creston)																		
Junior-Senior High—Prince Charles	576	285	291	519.64	.....	.....	.....	.....	.....	.....	.....	136	111	81	104	66	69	9
Superior—Crawford Bay	100	52	48	87.54	.....	14	12	9	8	10	9	10	9	12	6	1	.....	.....
Elementary—																		
Camp Lister	37	22	15	36.96	.....	6	7	7	3	5	9	.....	.....	.....	.....	.....	.....	.....
Canyon	50	26	24	43.95	.....	13	10	3	6	11	7	.....	.....	.....	.....	.....	.....	.....
Creston	511	244	267	461.95	.....	94	112	88	76	67	74	.....	.....	.....	.....	.....	.....	.....
Erickson	43	16	27	39.13	.....	7	12	8	5	7	4	.....	.....	.....	.....	.....	.....	.....
Kitchener	8	6	2	7.30	.....	2	2	1	2	1	.....	.....	.....	.....	.....	.....	.....	.....
Sirdar	13	6	7	12.23	.....	2	2	3	2	1	3	.....	.....	.....	.....	.....	.....	.....
Wynndel	84	44	40	78.61	.....	8	13	17	12	17	17	.....	.....	.....	.....	.....	.....	.....
Sub-totals	746	364	382	680.13	.....	132	158	127	106	109	114	.....	.....	.....	.....	.....	.....	.....
Totals	1,422	701	721	1,287.31	.....	146	170	136	114	119	123	146	120	93	110	67	69	9
District No. 6 (Kootenay Lake)																		
Superior—Riondel	86	45	41	79.42	.....	18	10	10	11	7	8	2	10	4	.....	3	3	.....
Elementary-Senior High—Kaslo	222	102	120	198.95	.....	24	18	21	19	22	16	22	22	24	14	13	7	.....
Elementary—																		
Ainsworth	22	8	14	20.53	.....	7	3	2	4	3	3	.....	.....	.....	.....	.....	.....	.....
Argenta	16	9	7	10.05	.....	2	2	2	.....	2	4	1	2	1	.....	.....	.....	.....
Jewett	19	8	11	12.67	.....	4	2	2	.....	2	4	1	3	.....	1	.....	.....	.....
Johnson's Landing	6	3	3	5.67	.....	.....	2	.....	.....	.....	1	.....	.....	3	.....	.....	.....	.....
Retallack	6	6	.....	10.33	.....	2	.....	2	.....	.....	1	.....	1	.....	.....	.....	.....	.....
Sub-totals	69	34	35	59.25	.....	15	9	8	4	7	13	2	6	4	1	.....	.....	.....
Totals	377	181	196	337.62	.....	57	37	39	34	36	37	26	38	32	15	16	10	.....
District No. 7 (Nelson)																		
Senior High—Nelson	322	147	175	280.68	.....	.....	.....	.....	.....	.....	.....	.....	.....	.....	122	114	72	14
Junior-Senior High—Salmo	234	108	126	200.70	.....	.....	.....	.....	.....	.....	.....	73	50	37	42	19	13	.....
Junior High—Nelson	483	255	228	438.29	.....	.....	.....	.....	.....	.....	.....	179	138	166	.....	.....	.....	.....
Superior—Procter	76	38	38	65.05	.....	3	10	7	6	12	14	6	7	5	6	.....	.....	.....

Elementary—																		
Balfour	28	19	9	25.90	----	7	5	8	2	4	2	----	----	----	----	----	----	----
Belford	20	15	5	19.99	----	5	4	7	4	----	----	----	----	----	----	----	----	----
Bonnington	19	13	6	17.65	----	4	6	----	7	2	----	----	----	----	----	----	----	----
Harold Lakes	51	27	24	51.40	----	12	3	10	9	13	4	----	----	----	----	----	----	----
Harrop	28	16	12	23.90	----	8	6	6	8	----	----	----	----	----	----	----	----	----
Hume	345	177	168	320.29	----	68	50	85	46	46	50	----	----	----	----	----	----	----
Lodore	22	10	12	21.00	2	2	6	3	1	2	6	----	----	----	----	----	----	----
Nelson Central	621	343	278	562.66	----	101	107	94	100	106	113	----	----	----	----	----	----	----
Salmo	230	111	119	225.18	----	40	29	40	42	41	38	----	----	----	----	----	----	----
W. E. Wasson	24	12	12	24.80	----	5	2	5	4	3	5	----	----	----	----	----	----	----
Willow Point	54	29	25	48.90	----	8	10	7	9	11	9	----	----	----	----	----	----	----
Ymir	67	33	34	62.35	----	19	11	9	6	12	10	----	----	----	----	----	----	----
Sub-totals	1,509	805	704	1,404.02	2	279	239	274	238	240	237	----	----	----	----	----	----	----
Totals	2,624	1,353	1,271	2,388.74	2	282	249	281	244	252	251	258	195	208	170	133	85	14
District No. 8 (Slocan)																		
Junior-Senior High—																		
Mount Sentinel	65	37	28	59.59	----	----	----	----	----	----	----	22	13	10	9	11	----	----
Lucerne	91	48	43	86.49	----	----	----	----	----	----	----	23	21	14	11	16	6	----
W. E. Graham	81	30	51	73.00	----	----	----	----	----	----	----	13	31	8	7	14	8	----
Sub-totals	237	115	122	219.08	----	----	----	----	----	----	----	58	65	32	27	41	14	----
Elementary—																		
Appledale	26	13	13	21.11	----	7	5	----	7	6	1	----	----	----	----	----	----	----
Crescent Valley	50	22	28	44.00	----	9	13	11	7	9	1	----	----	----	----	----	----	----
New Denver	115	57	58	96.93	----	18	22	14	19	21	21	----	----	----	----	----	----	----
Passmore	11	4	7	10.04	----	1	2	3	2	1	2	----	----	----	----	----	----	----
Perry Siding	22	9	13	15.19	----	----	8	2	6	3	3	----	----	----	----	----	----	----
Sandon	35	17	18	35.19	----	6	5	4	3	4	3	3	3	3	1	----	----	----
Silverton	41	28	13	46.65	----	7	7	8	7	2	10	----	----	----	----	----	----	----
Slocan City	93	43	50	87.70	----	12	18	12	18	10	23	----	----	----	----	----	----	----
Slocan Park	34	19	15	30.48	----	6	7	4	7	4	6	----	----	----	----	----	----	----
Slocan South	54	30	24	44.35	----	7	8	9	8	8	14	----	----	----	----	----	----	----
Vallican	13	4	9	13.51	----	3	1	1	3	2	3	----	----	----	----	----	----	----
Winlaw	43	22	21	36.25	----	12	9	9	4	5	4	----	----	----	----	----	----	----
Zincton	15	4	11	13.90	----	3	3	3	----	4	1	1	----	----	----	----	----	----
Sub-totals	552	272	280	495.30	----	91	108	80	91	79	92	4	3	3	1	----	----	----
Totals	789	387	402	714.38	----	91	108	80	91	79	92	62	68	35	28	41	14	----
District No. 9 (Castlegar)																		
Junior Senior High—Stanley Humphries	423	211	212	381.67	----	----	----	----	----	----	----	87	84	100	57	50	35	10
Elementary—																		
Castlegar No. 1	211	104	107	194.71	----	----	----	----	67	56	88	----	----	----	----	----	----	----
Castlegar No. 2	115	63	52	100.51	----	43	36	36	----	----	----	----	----	----	----	----	----	----
Champion Creek	23	19	4	20.12	----	4	4	3	1	4	2	----	5	----	----	----	----	----
Deer Park	8	4	4	7.01	----	1	1	----	2	1	2	1	----	----	----	----	----	----
Gibson Creek	19	11	8	16.81	----	1	2	4	4	1	4	2	1	----	----	----	----	----
Glade	35	19	16	31.37	----	9	6	9	8	1	2	----	----	----	----	----	----	----
Kamanoe	26	16	10	24.00	----	2	5	4	3	3	7	2	----	----	----	----	----	----

SUMMARY OF ENROLMENT AND AVERAGE DAILY ATTENDANCE—*Continued*

District, Type, and School	Pupils Enrolled			Average Daily Attendance	Kinder-garten	Grade I	Grade II	Grade III	Grade IV	Grade V	Grade VI	Grade VII	Grade VIII	Grade IX	Grade X	Grade XI	Grade XII	Grade XIII
	Total	Boys	Girls															
District No. 9 (Castlegar)—Continued																		
Elementary—*Continued*																		
Kinnaird	195	111	84	171.76	.....	47	37	32	39	40	.....	.....	.....	.....	.....	.....	.....	.....
Ootischenia	57	34	23	52.13	.....	4	10	3	12	8	13	7	.....	.....	.....	.....	.....	.....
Pass Creek	36	22	14	33.98	.....	2	2	5	9	5	2	7	4	.....	.....	.....	.....	.....
Renata	32	14	18	29.68	.....	2	6	4	3	6	3	8	.....	.....	.....	.....	.....	.....
Robson	61	35	26	52.46	.....	20	20	21	.....	.....	.....	.....	.....	.....	.....	.....	.....	.....
Tarrys	58	22	36	52.95	.....	10	9	14	11	14	.....	.....	.....	.....	.....	.....	.....	.....
Sub-totals	876	474	402	787.49	.....	145	138	135	159	139	123	27	10	.....	.....	.....	.....	.....
Totals	1,299	685	614	1,169.16	.....	145	138	135	159	139	123	114	94	100	57	50	35	10
District No. 10 (Arrow Lakes)																		
Senior High—Nakusp	84	44	40	68.43	.....	.....	.....	.....	.....	.....	.....	.....	.....	24	32	14	14	.....
Elementary-Senior High—																		
Arrow Park	67	36	31	58.43	.....	8	2	2	8	4	6	6	12	17	.....	2	.....	.....
Needles	69	38	31	64.02	.....	.....	.....	.....	9	6	6	11	8	14	10	4	1	.....
Sub-totals	136	74	62	122.45	.....	8	2	2	17	10	12	17	20	31	10	6	1	.....
Elementary—																		
Burton	51	19	32	46.90	.....	7	8	6	7	4	9	5	5	.....	.....	.....	.....	.....
Edgewood	40	20	20	38.07	.....	5	5	9	8	5	8	.....	.....	.....	.....	.....	.....	.....
Fauquier	28	15	13	24.77	.....	5	13	10	.....	.....	.....	.....	.....	.....	.....	.....	.....	.....
Nakusp	214	116	98	200.52	.....	31	28	20	32	22	23	32	26	.....	.....	.....	.....	.....
Sub-totals	333	170	163	310.26	.....	48	54	45	47	31	40	37	31	.....	.....	.....	.....	.....
Totals	553	288	265	501.14	.....	56	56	47	64	41	52	54	51	55	42	20	15	.....
District No. 11 (Trail)																		
Senior High—J. Lloyd Crowe	628	345	283	553.30	.....	.....	.....	.....	.....	.....	.....	.....	.....	.....	270	180	140	38
Junior-Senior High—Rossland	480	231	249	435.33	.....	.....	.....	.....	.....	.....	.....	147	78	95	64	43	40	13
Junior High—Trail	755	394	361	704.14	.....	.....	.....	.....	.....	.....	.....	267	253	235	.....	.....	.....	.....
Elementary—																		
Beaver Falls	32	20	12	29.53	.....	15	5	5	7	.....	.....	.....	.....	.....	.....	.....	.....	.....
Casino	19	7	12	19.40	.....	2	5	4	3	3	2	.....	.....	.....	.....	.....	.....	.....
Columbia Gardens	34	19	15	19.35	.....	8	8	6	.....	3	9	.....	.....	.....	.....	.....	.....	.....
Cook Avenue	297	166	131	272.64	.....	62	46	52	35	55	47	.....	.....	.....	.....	.....	.....	.....
Fruitvale	525	255	270	456.81	.....	52	67	49	59	70	75	47	53	53	.....	.....	.....	.....
Genelle	34	15	19	30.22	.....	14	14	6	.....	.....	.....	.....	.....	.....	.....	.....	.....	.....
James L. Webster	349	178	171	313.10	.....	76	48	60	57	47	61	.....	.....	.....	.....	.....	.....	.....
Laura J. Morrish	616	306	310	559.83	.....	100	80	79	137	119	101	.....	.....	.....	.....	.....	.....	.....
MacLean	402	184	218	369.17	.....	67	66	48	77	74	70	.....	.....	.....	.....	.....	.....	.....
Montrose	57	34	23	50.68	.....	14	16	16	11	.....	.....	.....	.....	.....	.....	.....	.....	.....
Sunningdale	115	52	63	104.83	.....	58	29	28	.....	.....	.....	.....	.....	.....	.....	.....	.....	.....
Tadanac	62	28	34	58.05	.....	16	9	12	9	9	7	.....	.....	.....	.....	.....	.....	.....

Trail Central	536	271	265	503.24	.....	103	67	86	78	102	100	.....	.....	.....	.....	.....	.....	.....
Sub-totals	3,078	1,535	1,543	2,786.85	.....	587	460	451	473	482	472	47	53	53	.....	.....	.....	.....
Totals	4,941	2,505	2,436	4,479.62	.....	587	460	451	473	482	472	461	384	383	334	223	180	51
District No. 12 (Grand Forks)																		
Junior-Senior High—Grand Forks	335	168	167	306.64	.....	.....	.....	.....	.....	.....	.....	90	67	61	49	32	32	4
Elementary—																		
Brown Creek	17	11	6	18.07	.....	.....	3	2	4	5	3	.....	.....	.....	.....	.....	.....	.....
Central	549	285	264	505.83	.....	98	104	75	87	80	105	.....	.....	.....	.....	.....	.....	.....
Sub-totals	566	296	270	523.90	.....	98	107	77	91	85	108	.....	.....	.....	.....	.....	.....	.....
Totals	901	464	437	830.54	.....	98	107	77	91	85	108	90	67	61	49	32	32	4
District No. 13 (Kettle Valley)																		
Superior—																		
Beaverdell	49	28	21	47.73	.....	3	2	6	6	7	3	8	3	6	5	.....	.....	.....
Bridesville	41	23	18	38.17	.....	8	4	5	2	5	6	4	2	3	2	.....	.....	.....
Midway	79	41	38	75.85	.....	6	7	16	11	8	11	3	5	5	7	.....	.....	.....
Sub-totals	169	92	77	161.75	.....	17	13	27	19	20	20	15	10	14	14	.....	.....	.....
Elementary-Senior High—Greenwood	148	78	70	128.29	.....	11	12	9	12	15	18	10	13	28	10	7	3	.....
Elementary—																		
Anarchist Mountain	9	5	4	8.62	.....	2	.....	1	1	1	2	1	1	.....	.....	.....	.....	.....
Christian Valley	14	7	7	13.31	.....	2	1	4	2	.....	2	2	1	.....	.....	.....	.....	.....
Crouse Creek	10	4	6	9.06	.....	5	1	2	.....	1	1	.....	.....	.....	.....	.....	.....	.....
Kettle Valley	64	32	32	57.93	.....	15	4	13	6	13	4	5	4	.....	.....	.....	.....	.....
Rhone	9	7	2	8.80	.....	1	1	1	3	.....	.....	2	1	.....	.....	.....	.....	.....
Westbridge No. 1	12	6	6	11.00	.....	2	2	2	3	1	2	.....	.....	.....	.....	.....	.....	.....
Westbridge No. 2	10	5	5	11.68	.....	2	4	1	1	.....	1	.....	1	.....	.....	.....	.....	.....
Sub-totals	128	66	62	120.40	.....	29	13	24	16	16	12	10	8	.....	.....	.....	.....	.....
Totals	445	236	209	410.44	.....	57	38	60	47	51	50	35	31	42	24	7	3	.....
District No. 14 (Southern Okanagan)																		
Junior-Senior High—South Okanagan	501	249	252	458.58	.....	.....	.....	.....	.....	.....	.....	107	87	115	82	50	55	5
Elementary—																		
Okanagan Falls	38	17	21	39.09	.....	7	7	4	9	6	5	.....	.....	.....	.....	.....	.....	.....
Oliver	547	284	263	515.51	.....	102	85	83	92	90	95	.....	.....	.....	.....	.....	.....	.....
Osoyoos	441	209	232	406.26	.....	58	46	70	48	57	35	67	60	.....	.....	.....	.....	.....
Sub-totals	1,026	510	516	960.86	.....	167	138	157	149	153	135	67	60	.....	.....	.....	.....	.....
Totals	1,527	759	768	1,419.44	.....	167	138	157	149	153	135	174	147	115	82	50	55	5
District No. 15 (Penticton)																		
Junior-Senior High—Penticton	971	439	532	870.31	.....	.....	.....	.....	.....	.....	.....	191	175	204	160	125	97	19
Elementary—																		
Carmi Road	277	143	134	257.02	.....	66	52	57	47	55	.....	.....	.....	.....	.....	.....	.....	.....
Jermyn Avenue	456	226	230	423.46	.....	.....	.....	.....	.....	137	135	184	.....	.....	.....	.....	.....	.....
Kaleden	34	13	21	30.01	.....	6	9	4	3	6	6	.....	.....	.....	.....	.....	.....	.....
Naramata	82	44	38	75.81	.....	19	15	12	11	16	9	.....	.....	.....	.....	.....	.....	.....
Penticton Primary	437	221	216	394.45	.....	165	135	137	.....	.....	.....	.....	.....	.....	.....	.....	.....	.....
Sub-totals	1,286	647	639	1,180.75	.....	256	211	210	61	214	150	184	.....	.....	.....	.....	.....	.....
Totals	2,257	1,086	1,171	2,051.06	.....	256	211	210	61	214	150	375	175	204	160	125	97	19

SUMMARY OF ENROLMENT AND AVERAGE DAILY ATTENDANCE—*Continued*

District, Type, and School	Pupils Enrolled			Average Daily Attendance	Kinder-garten	Grade I	Grade II	Grade III	Grade IV	Grade V	Grade VI	Grade VII	Grade VIII	Grade IX	Grade X	Grade XI	Grade XII	Grade XIII
	Total	Boys	Girls															
District No. 16 (Keremeos)																		
Junior-Senior High—Similkameen	222	103	119	191.27	.....	.....	.....	.....	.....	.....	.....	52	47	45	34	25	18	1
Elementary—																		
Cawston	80	40	40	75.65	.....	14	17	12	14	9	14	.....	.....	.....	.....	.....	.....	.....
Hedley	83	45	38	78.15	.....	17	13	13	14	10	16	.....	.....	.....	.....	.....	.....	.....
Keremeos	160	79	81	151.32	.....	19	31	29	25	23	33	.....	.....	.....	.....	.....	.....	.....
Nickel Plate Mine	27	19	8	23.59	.....	10	2	3	4	5	2	1	.....	.....	.....	.....	.....	.....
Olalla	14	9	5	11.01	.....	.....	4	.....	3	5	2	.....	.....	.....	.....	.....	.....	.....
Sub-totals	364	192	172	339.72	.....	60	67	57	60	52	67	1	.....	.....	.....	.....	.....	.....
Totals	586	295	291	530.99	.....	60	67	57	60	52	67	53	47	45	34	25	18	1
District No. 17 (Princeton)																		
Elementary-Senior High—Princeton	578	319	259	542.78	.....	65	57	54	49	52	43	59	37	57	50	27	22	6
Elementary—																		
Allenby	22	10	12	20.75	.....	8	4	10	.....	.....	.....	.....	.....	.....	.....	.....	.....	.....
Allison Pass	12	8	4	11.95	.....	.....	3	.....	2	3	.....	2	2	.....	.....	.....	.....	.....
Coalmont	10	8	2	39.80	.....	.....	1	2	1	3	1	1	1	.....	.....	.....	.....	.....
Copper Mountain	170	88	82	162.02	.....	37	25	28	15	19	18	13	15	.....	.....	.....	.....	.....
Tulameen	19	10	9	16.36	.....	1	5	3	1	2	2	3	2	.....	.....	.....	.....	.....
Sub-totals	233	124	109	250.88	.....	46	38	43	19	27	21	19	20	.....	.....	.....	.....	.....
Totals	811	443	368	793.66	.....	111	95	97	68	79	64	78	57	57	50	27	22	6
District No. 18 (Golden)																		
Superior—Parson	55	26	29	48.49	.....	2	6	4	2	5	3	6	1	7	13	4	2	.....
Elementary-Senior High—Lady Grey	206	99	107	181.44	.....	26	19	20	24	21	23	17	14	15	12	10	5	.....
Elementary—																		
Castledale	14	8	6	12.12	.....	2	1	5	1	3	.....	.....	2	.....	.....	.....	.....	.....
Donald	14	6	8	13.97	.....	5	3	2	.....	.....	4	.....	.....	.....	.....	.....	.....	.....
Field	49	27	22	48.68	.....	9	3	5	5	5	5	2	6	6	3	.....	.....	.....
Harrogate	15	11	4	12.23	.....	3	3	3	.....	2	2	.....	2	.....	.....	.....	.....	.....
McMurdo	17	9	8	15.76	.....	5	1	1	4	.....	1	3	2	.....	.....	.....	.....	.....
Moseson Camp	27	13	14	18.47	.....	4	3	6	2	.....	6	3	3	.....	.....	.....	.....	.....
Sub-totals	136	74	62	121.23	.....	28	14	22	12	10	18	8	15	6	3	.....	.....	.....
Totals	397	199	198	351.16	.....	56	39	46	38	36	44	31	30	28	28	14	7	.....
District No. 19 (Revelstoke)																		
Senior High—Revelstoke	164	80	84	144.38	.....	.....	.....	.....	.....	.....	.....	.....	.....	45	48	28	38	5
Superior—Arrowhead	68	38	30	63.54	.....	9	9	8	4	10	7	7	8	3	1	2	.....	.....
Elementary—																		
Albert Canyon	15	4	11	14.75	.....	2	2	2	3	1	2	.....	3	.....	.....	.....	.....	.....
Beaton	12	9	3	12.03	.....	3	.....	3	1	1	2	2	.....	.....	.....	.....	.....	.....
Revelstoke Central	289	143	146	270.42	.....	41	38	25	20	28	14	69	54	.....	.....	.....	.....	.....

Selkirk	345	181	164	324.63	.....	69	47	63	55	61	50	.....	.....	.....	.....	.....	.....	.....
Twelve Mile	14	5	9	13.50	.....	1	1	2	1	2	3	2	2	.....	.....	.....	.....	.....
Sub-totals	675	342	333	635.33	.....	116	88	95	80	93	71	73	59	.....	.....	.....	.....	.....
Totals	907	460	447	843.25	.....	125	97	103	84	103	78	80	67	48	49	30	38	5
District No. 20 (Salmon Arm)																		
Junior-Senior High—Salmon Arm	467	231	236	401.58	.....	.....	.....	.....	.....	.....	.....	99	72	74	90	60	54	18
Elementary-Senior High—																		
Eagle River	144	70	74	133.99	.....	15	17	15	16	9	9	12	17	15	14	5	.....	.....
Falkland	152	80	72	132.18	.....	27	15	21	19	8	16	17	11	9	2	4	3	.....
Sub-totals	296	150	146	266.17	.....	42	32	36	35	17	25	29	28	24	16	9	3	.....
Elementary—																		
Canoe	25	7	18	21.18	.....	12	13	.....	.....	.....	.....	.....	.....	.....	.....	.....	.....	.....
Carlin	176	91	85	150.13	.....	28	22	22	16	20	27	27	14	.....	.....	.....	.....	.....
Deep Creek	22	14	8	20.07	.....	3	4	3	3	5	4	.....	.....	.....	.....	.....	.....	.....
Eagle Bay	12	8	4	10.82	.....	1	.....	2	1	1	3	3	1	.....	.....	.....	.....	.....
Lee Creek	11	3	8	10.26	.....	1	2	1	4	2	1	.....	.....	.....	.....	.....	.....	.....
Malakwa	46	28	18	43.10	.....	9	6	8	10	5	8	.....	.....	.....	.....	.....	.....	.....
North Shuswap	63	37	26	56.49	.....	18	5	6	11	2	7	4	4	6	.....	.....	.....	.....
Notch Hill	17	11	6	16.74	.....	5	3	2	2	3	2	.....	.....	.....	.....	.....	.....	.....
Salmon Arm Central	523	280	243	458.51	.....	90	83	89	94	81	86	.....	.....	.....	.....	.....	.....	.....
Silver Creek	23	12	11	22.04	.....	1	3	2	6	7	4	.....	.....	.....	.....	.....	.....	.....
Sub-totals	918	491	427	809.34	.....	168	141	135	147	126	142	34	19	6	.....	.....	.....	.....
Totals	1,681	872	809	1,477.09	.....	210	173	171	182	143	167	162	119	104	106	69	57	18
District No. 21 (Armstrong)																		
Senior High—Armstrong	161	73	88	143.06	.....	.....	.....	.....	.....	.....	.....	.....	.....	45	38	32	37	9
Elementary—Armstrong	538	289	249	490.42	.....	71	71	58	65	63	66	83	61	.....	.....	.....	.....	.....
Totals	699	362	337	633.48	.....	71	71	58	65	63	66	83	61	45	38	32	37	9
District No. 22 (Vernon)																		
Senior High—Vernon	461	205	256	388.45	.....	.....	.....	.....	.....	.....	.....	.....	.....	.....	195	149	93	24
Junior High—Vernon	702	365	337	633.66	.....	.....	.....	.....	.....	.....	.....	254	218	230	.....	.....	.....	.....
Superior—Cherryville	53	22	31	48.23	.....	12	3	8	5	6	7	3	2	5	2	.....	.....	.....
Elementary-Senior High—Lumby	404	214	190	365.44	.....	41	47	42	61	32	37	39	30	26	29	15	5	.....
Elementary—																		
Coldstream	103	50	53	94.38	.....	14	18	15	17	22	17	.....	.....	.....	.....	.....	.....	.....
Harwood	202	108	94	186.30	.....	59	65	65	13	.....	.....	.....	.....	.....	.....	.....	.....	.....
Lavington	88	50	38	75.85	.....	20	14	18	10	13	13	.....	.....	.....	.....	.....	.....	.....
Mabel Lake	16	10	6	14.73	.....	3	.....	2	1	2	3	1	1	.....	1	.....	2	.....
Trinity Valley	16	7	9	15.61	.....	1	3	2	3	2	1	2	2	.....	.....	.....	.....	.....
Vernon	1,105	612	493	994.91	.....	176	151	120	227	227	204	.....	.....	.....	.....	.....	.....	.....
Sub-totals	1,530	837	693	1,381.78	.....	273	251	222	271	266	238	3	3	.....	1	.....	2	.....
Totals	3,150	1,643	1,507	2,817.56	.....	326	301	272	337	304	282	299	253	261	227	164	100	24

SUMMARY OF ENROLMENT AND AVERAGE DAILY ATTENDANCE—*Continued*

District, Type, and School	Pupils Enrolled			Average Daily Attendance	Kinder-garten	Grade I	Grade II	Grade III	Grade IV	Grade V	Grade VI	Grade VII	Grade VIII	Grade IX	Grade X	Grade XI	Grade XII	Grade XIII
	Total	Boys	Girls															
District No. 23 (Kelowna)																		
Senior High—Kelowna	446	221	225	370.79	.....	.....	.....	.....	.....	.....	.....	.....	.....	.....	173	123	109	41
Junior-Senior High—																		
George Pringle	120	58	62	104.73	.....	.....	.....	.....	.....	.....	.....	29	21	22	22	19	7	.....
Rutland	492	244	248	422.26	.....	.....	.....	.....	.....	.....	.....	131	103	95	74	52	37	.....
Sub-totals	612	302	310	526.99	.....	.....	.....	.....	.....	.....	.....	160	124	117	96	71	44	.....
Junior High—Kelowna	616	301	315	569.22	.....	.....	.....	.....	.....	.....	.....	232	203	181	.....	.....	.....	.....
Elementary—																		
Benvoulin	63	30	33	58.01	.....	12	9	8	11	11	12	.....	.....	.....	.....	.....	.....	.....
Black Mountain	20	9	11	15.90	.....	7	5	6	.....	2	.....	.....	.....	.....	.....	.....	.....	.....
Ellison	46	24	22	39.72	.....	9	5	11	7	8	6	.....	.....	.....	.....	.....	.....	.....
Ewings Landing	17	9	8	15.82	.....	3	1	3	4	2	2	1	1	.....	.....	.....	.....	.....
Glenmore	127	71	56	119.77	3	23	22	29	19	18	13	.....	.....	.....	.....	.....	.....	.....
Joe Rich	11	9	2	10.19	.....	2	2	2	.....	1	2	2	.....	.....	.....	.....	.....	.....
Kelowna East	76	46	30	73.17	.....	11	10	11	15	10	19	.....	.....	.....	.....	.....	.....	.....
Kelowna	972	495	477	903.73	.....	178	170	159	143	180	142	.....	.....	.....	.....	.....	.....	.....
Kelowna South	28	16	12	26.71	.....	6	6	4	4	8	.....	.....	.....	.....	.....	.....	.....	.....
Mission Creek	43	18	25	42.11	.....	10	6	7	5	10	5	.....	.....	.....	.....	.....	.....	.....
Okanagan Centre	44	23	21	39.20	.....	10	9	7	8	5	5	.....	.....	.....	.....	.....	.....	.....
Okanagan Mission	112	63	49	101.23	.....	16	18	19	17	20	22	.....	.....	.....	.....	.....	.....	.....
Oyama	47	19	28	43.06	.....	13	10	1	15	8	.....	.....	.....	.....	.....	.....	.....	.....
Peachland	85	40	45	77.82	.....	16	12	20	12	11	14	.....	.....	.....	.....	.....	.....	.....
Rutland	366	189	177	336.52	.....	69	60	67	67	45	58	.....	.....	.....	.....	.....	.....	.....
Westbank	161	79	82	146.63	.....	34	27	22	27	36	15	.....	.....	.....	.....	.....	.....	.....
Winfield	198	109	89	181.89	.....	38	36	29	28	37	30	.....	.....	.....	.....	.....	.....	.....
Sub-totals	2,416	1,249	1,167	2,231.48	3	457	408	405	382	412	345	3	1	.....	.....	.....	.....	.....
Totals	4,090	2,073	2,017	3,698.48	3	457	408	405	382	412	345	395	328	298	269	194	153	41
District No. 24 (Kamloops)																		
Junior-Senior High—Kamloops	1,070	535	535	961.83	.....	.....	.....	.....	.....	.....	.....	212	201	218	180	151	86	22
Elementary-Senior High—Chase	162	87	75	145.98	.....	17	22	19	15	16	17	19	7	12	9	5	4	.....
Elementary—																		
Adams Lake	29	13	16	26.40	.....	4	2	1	2	4	2	3	3	3	2	2	1	.....
Allan Mathews	342	160	182	317.95	.....	59	63	57	59	60	44	.....	.....	.....	.....	.....	.....	.....
Barnhartvale	9	7	2	9.18	.....	1	.....	4	2	2	.....	.....	.....	.....	.....	.....	.....	.....
Bestwick	5	2	3	9.04	.....	.....	1	.....	2	.....	.....	1	1	.....	.....	.....	.....	.....
Black Pines	9	5	4	8.24	.....	1	1	.....	1	.....	3	2	1	.....	.....	.....	.....	.....
Brocklehurst	71	36	35	62.00	.....	10	7	12	16	14	12	.....	.....	.....	.....	.....	.....	.....
Chase Creek	9	4	5	8.61	.....	1	.....	1	3	.....	3	1	.....	.....	.....	.....	.....	.....
China Valley	11	9	2	9.87	.....	1	2	1	1	.....	2	2	2	.....	.....	.....	.....	.....
Duck Range	8	7	1	6.76	.....	1	2	1	1	.....	1	.....	2	.....	.....	.....	.....	.....
Heffley Creek	28	15	13	25.16	.....	3	5	5	5	5	5	.....	.....	.....	.....	.....	.....	.....

Lloyd George	297	153	144	273.57	.....	66	54	50	56	34	37	.....	.....	.....	.....	.....	.....	.....
Long Lake	9	7	2	7.40	.....	1	3	1	.....	1	3	.....	.....	.....	.....	.....	.....	.....
Martin Prairie	7	.....	7	6.44	.....	2	1	2	1	.....	.....	1	.....	.....	.....	.....	.....	.....
McGillivray	20	8	12	17.90	.....	3	4	2	1	6	2	.....	2	.....	.....	.....	.....	.....
Monte Creek	10	5	5	9.38	.....	1	1	2	.....	4	2	.....	.....	.....	.....	.....	.....	.....
Monte Lake	64	35	29	64.32	.....	12	7	9	7	7	8	9	5	.....	.....	.....	.....	.....
North Kamloops	395	212	183	371.21	.....	78	77	65	58	63	54	.....	.....	.....	.....	.....	.....	.....
Paxton Valley	6	2	4	6.62	.....	2	1	.....	.....	.....	1	1	1	.....	.....	.....	.....	.....
Pemberton Range	11	5	6	8.30	.....	2	2	2	.....	1	1	2	1	.....	.....	.....	.....	.....
Pinantan	11	3	8	11.93	.....	2	.....	.....	1	.....	2	3	3	.....	.....	.....	.....	.....
Savona	40	14	26	36.33	.....	7	5	12	6	7	3	.....	.....	.....	.....	.....	.....	.....
Stuart Wood	297	168	129	273.60	.....	44	39	56	54	50	54	.....	.....	.....	.....	.....	.....	.....
Tranquille	14	9	5	13.21	.....	5	1	3	1	.....	1	.....	3	.....	.....	.....	.....	.....
Turtle Valley	18	9	9	16.04	.....	9	2	2	2	1	1	1	.....	.....	.....	.....	.....	.....
Valleyview	67	33	34	59.96	.....	19	12	7	9	12	8	.....	.....	.....	.....	.....	.....	.....
Westwold	52	31	21	48.55	.....	11	8	6	8	6	5	3	5	.....	.....	.....	.....	.....
Westsyde	25	10	15	21.54	.....	9	4	9	3	.....	.....	.....	.....	.....	.....	.....	.....	.....
Willow Ranch	7	5	2	6.02	.....	2	3	.....	.....	2	.....	.....	.....	.....	.....	.....	.....	.....
Sub-totals	1,871	967	904	1,735.53	.....	356	307	310	299	279	254	29	29	3	2	2	1	.....
Totals	3,103	1,589	1,514	2,843.34	.....	373	329	329	314	295	271	260	237	233	191	158	91	22
District No. 25 (Barriere)																		
Elementary-Senior High—Barriere	126	59	67	116.60	.....	7	13	6	10	9	6	15	16	12	15	9	8	.....
Elementary—																		
Blucher Hall	15	8	7	12.50	.....	1	2	4	2	.....	3	1	2	.....	.....	.....	.....	.....
Chinook Cove	20	8	12	18.99	.....	6	5	1	3	.....	5	.....	.....	.....	.....	.....	.....	.....
Chu Chua	13	7	6	11.95	.....	1	3	2	2	1	4	.....	.....	.....	.....	.....	.....	.....
Little Fort	18	9	9	20.30	.....	2	5	2	4	2	3	.....	.....	.....	.....	.....	.....	.....
Louis Creek	19	8	11	16.96	.....	3	3	4	1	7	1	.....	.....	.....	.....	.....	.....	.....
Squam Bay	10	7	3	9.85	.....	2	1	1	.....	4	.....	2	.....	.....	.....	.....	.....	.....
Sub-totals	95	47	48	90.55	.....	15	19	14	12	14	16	3	2	.....	.....	.....	.....	.....
Totals	221	106	115	207.15	.....	22	32	20	22	23	22	18	18	12	15	9	8	.....
District No. 26 (Birch Island)																		
Elementary-Senior High—Clearwater	166	78	88	150.03	.....	17	14	18	25	11	16	20	12	16	6	7	4	.....
Elementary—																		
Avola	21	8	13	17.28	.....	4	1	3	5	1	3	2	2	.....	.....	.....	.....	.....
Birch Island	19	11	8	16.13	.....	11	8	.....	.....	.....	.....	.....	.....	.....	.....	.....	.....	.....
Black Pool	13	9	4	9.68	.....	2	2	1	2	2	1	1	2	.....	.....	.....	.....	.....
Blue River	52	29	23	42.17	.....	8	7	5	9	3	5	5	8	.....	1	1	.....	.....
Sock Lake	8	3	5	9.89	.....	.....	.....	1	1	2	3	1	.....	.....	.....	.....	.....	.....
Upper Clearwater	8	2	6	8.16	.....	1	1	2	1	2	.....	.....	1	.....	.....	.....	.....	.....
Sub-totals	121	62	59	103.31	.....	26	19	12	18	10	12	9	13	.....	1	1	.....	.....
Totals	287	140	147	253.34	.....	43	33	30	43	21	28	29	25	16	7	8	4	.....
District No. 27 (Williams Lake)																		
Superior—																		
Alexis Creek	21	9	12	19.50	.....	3	4	3	3	3	2	2	.....	1	.....	.....	.....	.....
Horsefly	65	38	27	51.05	.....	5	5	9	5	8	5	10	6	6	6	.....	.....	.....
Lac la Hache	93	50	43	82.40	.....	17	16	6	15	14	10	5	8	2	.....	.....	.....	.....
Sub-totals	179	97	82	152.95	.....	25	25	18	23	25	17	17	14	9	6	.....	.....	.....

SUMMARY OF ENROLMENT AND AVERAGE DAILY ATTENDANCE—*Continued*

District, Type, and School	Pupils Enrolled			Average Daily Attendance	Kinder-garten	Grade I	Grade II	Grade III	Grade IV	Grade V	Grade VI	Grade VII	Grade VIII	Grade IX	Grade X	Grade XI	Grade XII	Grade XIII
	Total	Boys	Girls															
District No. 27 (Williams Lake)—Continued																		
Elementary-Senior High—																		
Forest Grove	108	57	51	84.06	.....	12	15	13	10	11	8	6	12	14	7	.....	.....	.....
Williams Lake	434	208	226	395.89	.....	41	41	41	35	48	55	38	34	38	31	20	12	.....
Sub-totals	542	265	277	479.95	.....	53	56	54	45	59	63	44	46	52	38	20	12	.....
Elementary—																		
Beaver Valley	12	5	7	11.24	.....	1	2	1	1	.....	2	.....	3	.....	2	.....	.....	.....
Big Creek	14	8	6	13.14	.....	2	6	.....	3	1	.....	1	1	.....	.....	.....	.....	.....
Big Lake	10	3	7	8.00	.....	2	.....	3	1	2	1	1	.....	.....	.....	.....	.....	.....
Bridge Lake	36	18	18	28.10	.....	4	3	5	4	7	3	1	8	.....	1	.....	.....	.....
Canim Lake East	13	8	5	10.36	.....	2	2	.....	4	.....	1	2	2	.....	.....	.....	.....	.....
Dog Creek	15	8	7	11.97	.....	4	2	.....	4	1	2	.....	2	.....	.....	.....	.....	.....
Glencoe	8	2	6	7.25	1	.....	1	1	.....	.....	3	1	1	.....	.....	.....	.....	.....
Likely	9	7	2	7.85	2	2	.....	1	1	1	1	.....	1	.....	.....	.....	.....	.....
Lone Butte	45	24	21	47.44	.....	6	9	5	7	4	5	2	4	2	.....	1	.....	.....
McLeese	5	2	3	6.62	.....	.....	.....	1	.....	1	1	1	.....	.....	1	.....	.....	.....
Miocene	11	8	3	9.08	.....	2	1	1	1	2	1	3	.....	.....	.....	.....	.....	.....
100-Mile House	56	27	29	48.08	.....	9	2	6	7	11	7	6	7	1	.....	.....	.....	.....
150-Mile	29	21	8	23.59	.....	10	6	4	5	4	.....	.....	.....	.....	.....	.....	.....	.....
Riske Creek	21	12	9	15.04	.....	5	4	3	3	1	2	2	1	.....	.....	.....	.....	.....
Rose Lake	10	7	3	10.55	.....	.....	.....	.....	2	2	4	1	1	.....	.....	.....	.....	.....
Soda Creek	16	7	9	14.98	.....	2	1	1	5	2	2	.....	3	.....	.....	.....	.....	.....
Springhouse	16	6	10	12.44	.....	5	1	3	4	1	2	.....	.....	.....	.....	.....	.....	.....
Sub-totals	326	173	153	285.73	3	56	40	35	52	40	37	21	34	3	4	1	.....	.....
Totals	1,047	535	512	918.63	3	134	121	107	120	124	117	82	94	64	48	21	12	.....
District No. 28 (Quesnel)																		
Junior-Senior High—Quesnel	416	216	200	347.57	.....	.....	.....	.....	.....	.....	.....	104	89	106	52	43	22	.....
Elementary-Senior High—Wells-Barkerville	172	82	90	160.94	.....	16	17	15	24	17	16	15	10	16	10	12	4	.....
Elementary—																		
Ahbau Creek	16	11	5	15.00	.....	1	3	3	5	2	2	.....	.....	.....	.....	.....	.....	.....
Alexandria	44	19	25	34.74	.....	6	11	12	15	.....	.....	.....	.....	.....	.....	.....	.....	.....
Alexandria North	23	13	10	19.69	.....	4	5	4	2	3	1	3	1	.....	.....	.....	.....	.....
Barlow Creek	20	11	9	21.12	.....	6	4	2	6	2	.....	.....	.....	.....	.....	.....	.....	.....
Bouchie Lake	17	11	6	16.77	.....	5	5	3	4	.....	.....	.....	.....	.....	.....	.....	.....	.....
Buck Ridge	18	9	9	18.34	.....	3	2	2	3	4	2	1	1	.....	.....	.....	.....	.....
Castle Rock	23	14	9	18.90	.....	2	2	3	1	5	4	3	3	.....	.....	.....	.....	.....
Cinema	16	10	6	13.06	.....	1	5	.....	4	3	.....	.....	2	1	.....	.....	.....	.....
Dragon Lake	21	8	13	19.01	.....	4	3	3	4	4	3	.....	.....	.....	.....	.....	.....	.....
Lansdowne	28	14	14	25.86	.....	.....	.....	.....	.....	8	11	3	6	.....	.....	.....	.....	.....
Macalister	22	12	10	17.29	.....	7	2	2	2	5	2	2	.....	.....	.....	.....	.....	.....
Milburne Lake	16	7	9	14.58	.....	2	3	2	4	2	3	.....	.....	.....	.....	.....	.....	.....

Moose Heights	14	10	4	12.34	.....	3	2	3	3	2	.....	1	.....	.....	.....	.....	.....	.....
Narcosli Creek	9	7	2	8.99	.....	2	.....	.....	2	2	.....	1	2	.....	.....	.....	.....	.....
Nazko Valley	17	11	6	14.47	.....	1	6	.....	3	3	1	3	.....	.....	.....	.....	.....	.....
Quesnel	435	231	204	384.40	.....	43	80	67	74	94	77	.....	.....	.....	.....	.....	.....	.....
Quesnel View	28	19	9	21.50	.....	5	5	6	6	6	.....	.....	.....	.....	.....	.....	.....	.....
Quesnel West	70	36	34	60.81	.....	49	21	.....	.....	.....	.....	.....	.....	.....	.....	.....	.....	.....
Red Bluff	57	31	26	48.51	.....	7	11	7	8	12	12	.....	.....	.....	.....	.....	.....	.....
Sisters Creek	19	10	9	16.03	.....	2	4	3	2	5	3	.....	.....	.....	.....	.....	.....	.....
Six Mile	13	8	5	12.97	.....	.....	2	2	3	3	3	.....	.....	.....	.....	.....	.....	.....
Sub-totals	926	502	424	802.04	.....	153	176	124	151	165	124	17	15	1	.....	.....	.....	.....
Totals	1,514	800	714	1,322.89	.....	169	193	139	175	182	140	136	114	123	62	55	26	.....
District No. 29 (Lillooet)																		
Superior—Bridge River	36	24	12	33.83	.....	6	5	4	4	3	4	4	4	1	1	.....	.....	.....
Elementary-Senior High—																		
Bralorne	305	165	140	270.83	.....	29	30	35	33	24	36	30	27	22	13	16	10	.....
Lillooet	198	114	84	169.13		31	22	22	16	21	18	20	15	14	10	6	3	.....
Sub-totals	503	279	224	439.96	.....	60	52	57	49	45	54	50	42	36	23	22	13	.....
Elementary—																		
Blackwater Creek	21	9	12	18.39	.....	4	5	2	3	1	2	2	2	.....	.....	.....	.....	.....
Blue Ridge	10	6	4	8.97	.....	3	2	.....	2	2	.....	.....	1	.....	.....	.....	.....	.....
Gold Bridge	20	8	12	18.11	.....	5	11	4	.....	.....	.....	.....	.....	.....	.....	.....	.....	.....
Minto	27	13	14	14.61	.....	13	3	5	3	3	.....	.....	.....	.....	.....	.....	.....	.....
Pavilion	18	10	8	17.22		3	2	2	.....	1	7	3	.....	.....	.....	.....	.....	.....
Sub-totals	96	46	50	77.30	.....	28	23	13	8	7	9	5	3		.....	.....	.....	.....
Totals	635	349	286	551.09	.....	94	80	74	61	55	67	59	49	37	24	22	13	.....
District No. 30 (South Cariboo)																		
Elementary-Senior High—																		
Lady Byng	190	96	94	167.00	.....	30	10	20	16	21	19	17	19	7	11	10	10	.....
Clinton	169	76	93	149.38	.....	18	15	24	17	18	16	17	14	8	11	6	5	.....
Lytton	209	98	111	185.93		20	10	12	16	20	10	40	33	20	11	11	6	.....
Sub-totals	568	270	298	502.31	.....	68	35	56	49	59	45	74	66	35	33	27	21	.....
Elementary—																		
Big Bar Creek	14	7	7	9.70	.....	3	1	3	2	1	1	.....	2	.....	1	.....	.....	.....
Eagan Lake	15	7	8	13.85	.....	3	2	4	2	.....	1	2	1	.....	.....	.....	.....	.....
Fosters Bar	10	2	8	9.10	.....	4	.....	.....	1	2	1	.....	2	.....	.....	.....	.....	.....
Green Lake North	6	3	3	6.00	.....	1	.....	1	1	.....	1	1	1	.....	.....	.....	.....	.....
Loon Lake	14	5	9	11.31	.....	4	3	.....	4	1	1	1	.....	.....	.....	.....	.....	.....
Spences Bridge	20	9	11	17.90	.....	5	8	1	6	.....	.....	.....	.....	.....	.....	.....	.....	.....
Tin Cup	13	5	8	11.09	.....	1	1	2	.....	4	3	1	1	.....	.....	.....	.....	.....
Walhachin	23	13	10	21.14	.....	.....	5	3	4	3	2	4	2		.....	.....	.....	.....
Sub-totals	115	51	64	100.09	.....	21	20	14	20	11	10	9	9	.....	1	.....	.....	.....
Totals	683	321	362	602.40	.....	89	55	70	69	70	55	83	75	35	34	27	21	.....
District No. 31 (Merritt)																		
Elementary-Senior High—Merritt	370	192	178	326.60	.....	42	45	42	46	41	32	36	28	29	10	10	9	.....
Elementary—																		
Aspen Grove	9	3	6	7.67	.....	4	2	1	.....	.....	2	.....	.....	.....	.....	.....	.....	.....
Brookmere	24	13	11	23.12		3	4	2	5	2	2	4	1	1	.....	.....	.....	.....

SUMMARY OF ENROLMENT AND AVERAGE DAILY ATTENDANCE—*Continued*

District, Type, and School	Pupils Enrolled			Average Daily Attendance	Kinder-garten	Grade I	Grade II	Grade III	Grade IV	Grade V	Grade VI	Grade VII	Grade VIII	Grade IX	Grade X	Grade XI	Grade XII	Grade XIII
	Total	Boys	Girls															
District No. 31 (Merritt)—Continued																		
Elementary—*Continued*																		
Douglas Lake	12	8	4	8.13	.....	6	2	1	.....	2	1	.....	.....	.....	.....	.....	.....	.....
Mamette Lake	12	8	4	11.17	.....	1	2	1	4	1	1	.....	2	.....	.....	.....	.....	.....
Sub-totals	57	32	25	50.09	.....	14	10	5	9	5	6	4	3	1	.....	.....	.....	.....
Totals	427	224	203	376.69	.....	56	55	47	55	46	38	40	31	30	10	10	9	.....
District No. 32 (Fraser Canyon)																		
Junior-Senior High—Hope	245	109	136	213.04	.....	.....	.....	.....	.....	.....	.....	71	62	33	34	29	16	.....
Elementary-Senior High—North Bend	105	53	52	88.38	.....	15	10	8	12	9	7	11	9	9	6	5	4	.....
Elementary—																		
Boston Bar	61	39	22	56.23	.....	9	13	14	9	10	6	.....	.....	.....	.....	.....	.....	.....
Hope	390	212	178	346.85	.....	78	61	63	77	60	51	.....	.....	.....	.....	.....	.....	.....
Keefers	9	5	4	8.43	.....	3	2	4	.....	.....	.....	.....	.....	.....	.....	.....	.....	.....
Ruby Creek	20	7	13	17.27	.....	5	3	1	3	5	2	1	.....	.....	.....	.....	.....	.....
Spuzzum	29	18	11	25.98	.....	7	5	4	4	6	3	.....	.....	.....	.....	.....	.....	.....
St. Elmo	43	23	20	39.05	.....	7	5	6	10	10	5	.....	.....	.....	.....	.....	.....	.....
Yale	35	16	19	35.16	.....	7	5	7	7	3	6	.....	.....	.....	.....	.....	.....	.....
Sub-totals	587	320	267	528.97	.....	116	94	99	110	94	73	1	.....	.....	.....	.....	.....	.....
Totals	937	482	455	830.39	.....	131	104	107	122	103	80	83	71	42	40	34	20	.....
District No. 33 (Chilliwack)																		
Senior High—Chilliwack	885	422	463	790.30	.....	.....	.....	.....	.....	.....	.....	.....	.....	299	238	193	125	30
Junior High—Chilliwack	770	397	373	707.62	.....	.....	.....	.....	.....	.....	.....	419	351	.....	.....	.....	.....	.....
Elementary—																		
Atchelitz	137	71	66	137.34	.....	29	22	28	20	20	18	.....	.....	.....	.....	.....	.....	.....
Cheam	66	33	33	61.37	.....	7	12	13	15	9	10	.....	.....	.....	.....	.....	.....	.....
Chilliwack Central	671	346	325	595.64	.....	119	98	110	120	103	121	.....	.....	.....	.....	.....	.....	.....
Chilliwack East	163	80	83	151.49	.....	28	29	30	29	25	22	.....	.....	.....	.....	.....	.....	.....
Cultus Lake	83	46	37	69.20	.....	29	15	19	20	.....	.....	.....	.....	.....	.....	.....	.....	.....
Fairfield Island	66	29	37	58.62	.....	9	6	13	14	8	16	.....	.....	.....	.....	.....	.....	.....
Greendale	197	104	93	181.37	.....	26	24	32	33	44	38	.....	.....	.....	.....	.....	.....	.....
Robertson	254	130	124	235.29	.....	42	39	53	47	37	36	.....	.....	.....	.....	.....	.....	.....
Rosedale	224	113	111	203.86	.....	30	32	31	44	41	46	.....	.....	.....	.....	.....	.....	.....
Sardis	238	131	107	206.42	.....	45	40	38	38	35	42	.....	.....	.....	.....	.....	.....	.....
Strathcona	41	20	21	39.78	.....	5	10	6	7	7	6	.....	.....	.....	.....	.....	.....	.....
Vedder	291	156	135	245.62	.....	68	46	44	34	49	50	.....	.....	.....	.....	.....	.....	.....
Yarrow	244	126	118	226.84	.....	41	31	51	38	44	39	.....	.....	.....	.....	.....	.....	.....
Sub-totals	2,675	1,385	1,290	2,412.84	.....	478	404	468	459	422	444	.....	.....	.....	.....	.....	.....	.....
Totals	4,330	2,204	2,126	3,910.76	.....	478	404	468	459	422	444	419	351	299	238	193	125	30

District No. 34 (Abbotsford)																		
Senior High—Philip Sheffield	444	198	246	383.54	-----	-----	-----	-----	-----	-----	-----	-----	-----	-----	190	157	84	13
Junior High—																		
Abbotsford	679	337	342	602.40	-----	-----	-----	-----	-----	-----	-----	282	227	170	-----	-----	-----	-----
Mount Lehman	173	85	88	150.85	-----	-----	-----	-----	-----	-----	-----	69	56	48	-----	-----	-----	-----
Sub-totals	852	422	430	753.25	-----	-----	-----	-----	-----	-----	-----	351	283	218	-----	-----	-----	-----
Elementary-Junior High—																		
Matsqui	240	125	115	223.52	-----	31	34	43	41	53	38	-----	-----	-----	-----	-----	-----	-----
Upper Sumas	329	162	167	297.35	-----	34	51	40	50	80	74	-----	-----	-----	-----	-----	-----	-----
Sub-totals	569	287	282	520.87	-----	65	85	83	91	133	112	-----	-----	-----	-----	-----	-----	-----
Elementary—																		
Abbotsford	447	228	219	410.92	-----	95	72	70	66	65	79	-----	-----	-----	-----	-----	-----	-----
Aberdeen	101	58	43	98.06	-----	17	18	19	18	12	17	-----	-----	-----	-----	-----	-----	-----
Arnold	30	17	13	26.51	-----	7	10	13	-----	-----	-----	-----	-----	-----	-----	-----	-----	-----
Barrowtown	28	15	13	24.94	-----	14	7	7	-----	-----	-----	-----	-----	-----	-----	-----	-----	-----
Bradner	118	54	64	111.94	-----	19	16	26	20	25	12	-----	-----	-----	-----	-----	-----	-----
Clayburn	47	31	16	45.20	-----	9	9	7	7	7	8	-----	-----	-----	-----	-----	-----	-----
Clearbrook	103	59	44	91.30	-----	13	16	18	17	16	23	-----	-----	-----	-----	-----	-----	-----
Glenmore	30	16	14	29.72	-----	5	9	10	6	-----	-----	-----	-----	-----	-----	-----	-----	-----
Huntingdon	76	36	40	70.56	-----	17	20	18	11	10	-----	-----	-----	-----	-----	-----	-----	-----
Jubilee	18	10	8	19.07	-----	2	2	3	4	6	1	-----	-----	-----	-----	-----	-----	-----
Kilgard	37	20	17	52.97	-----	5	5	10	4	5	8	-----	-----	-----	-----	-----	-----	-----
King	67	36	31	60.32	-----	12	12	8	16	7	12	-----	-----	-----	-----	-----	-----	-----
McMillan	32	13	19	29.48	-----	10	5	5	6	6	-----	-----	-----	-----	-----	-----	-----	-----
Mount Lehman	73	46	27	69.57	-----	17	9	8	11	16	12	-----	-----	-----	-----	-----	-----	-----
Peardonville	112	58	54	103.48	-----	16	17	19	22	24	14	-----	-----	-----	-----	-----	-----	-----
Poplar North	131	67	64	121.50	-----	17	35	24	16	21	18	-----	-----	-----	-----	-----	-----	-----
Poplar South	69	31	38	62.39	-----	19	11	18	9	12	-----	-----	-----	-----	-----	-----	-----	-----
Ridgedale	30	17	13	27.50	-----	11	9	10	-----	-----	-----	-----	-----	-----	-----	-----	-----	-----
Simpson	108	68	40	105.35	-----	13	17	23	19	17	19	-----	-----	-----	-----	-----	-----	-----
Straiton	22	11	11	20.31	-----	8	2	-----	6	1	5	-----	-----	-----	-----	-----	-----	-----
Sub-totals	1,679	891	788	1,581.09	-----	326	301	316	258	250	228	-----	-----	-----	-----	-----	-----	-----
Totals	3,544	1,798	1,746	3,238.75	-----	391	386	399	349	383	340	351	283	218	190	157	84	13
District No. 35 (Langley)																		
Junior-Senior High—Langley	975	483	492	853.23	-----	-----	-----	-----	-----	-----	-----	118	230	208	164	141	89	25
Elementary—																		
Aldergrove	206	102	104	188.99	-----	24	30	34	42	35	41	-----	-----	-----	-----	-----	-----	-----
Belmont	21	12	9	20.03	-----	8	13	-----	-----	-----	-----	-----	-----	-----	-----	-----	-----	-----
County Line	128	79	49	121.10	-----	25	18	23	15	24	23	-----	-----	-----	-----	-----	-----	-----
Fort Langley	117	70	47	102.85	-----	12	21	19	13	26	26	-----	-----	-----	-----	-----	-----	-----
Glenwood	91	43	48	86.86	-----	30	18	23	20	-----	-----	-----	-----	-----	-----	-----	-----	-----
Langley Central	349	195	154	310.50	-----	22	20	33	27	56	83	108	-----	-----	-----	-----	-----	-----
Langley East	28	14	14	25.81	-----	9	5	8	6	-----	-----	-----	-----	-----	-----	-----	-----	-----
Langley Prairie	167	93	74	141.10	-----	38	29	36	30	34	-----	-----	-----	-----	-----	-----	-----	-----
Langley West	91	45	46	82.51	-----	18	14	15	17	12	15	-----	-----	-----	-----	-----	-----	-----
Lochiel	72	43	29	63.78	-----	13	8	15	12	17	7	-----	-----	-----	-----	-----	-----	-----
Milner	92	47	45	92.90	-----	14	14	20	9	21	14	-----	-----	-----	-----	-----	-----	-----
Murrayville	138	78	60	130.10	-----	22	22	21	31	17	25	-----	-----	-----	-----	-----	-----	-----

SUMMARY OF ENROLMENT AND AVERAGE DAILY ATTENDANCE—*Continued*

District, Type, and School	Pupils Enrolled			Average Daily Attendance	Kinder-garten	Grade I	Grade II	Grade III	Grade IV	Grade V	Grade VI	Grade VII	Grade VIII	Grade IX	Grade X	Grade XI	Grade XII	Grade XIII
	Total	Boys	Girls															
District No. 35 (Langley)—Continued																		
Elementary—*Continued*																		
Otter	144	74	70	132.31	-----	20	20	25	25	32	22	-----	-----	-----	-----	-----	-----	-----
North Otter	85	39	46	80.08	-----	12	12	11	18	16	16	-----	-----	-----	-----	-----	-----	-----
Otter South	28	14	14	23.33	-----	9	2	7	4	6	-----	-----	-----	-----	-----	-----	-----	-----
Patricia	21	10	11	19.38	-----	9	6	6	-----	-----	-----	-----	-----	-----	-----	-----	-----	-----
Sperling	23	11	12	24.30	-----	4	3	7	9	-----	-----	-----	-----	-----	-----	-----	-----	-----
Willoughby	58	28	30	54.13	-----	7	11	13	18	9	-----	-----	-----	-----	-----	-----	-----	-----
Sub-totals	1,859	997	862	1,700.06	-----	296	266	316	296	305	272	108	-----	-----	-----	-----	-----	-----
Totals	2,834	1,480	1,354	2,553.29	-----	296	266	316	296	305	272	226	230	208	164	141	89	25
District No. 36 (Surrey)																		
Junior-Senior High—																		
Lord Tweedsmuir	250	116	134	220.43	-----	-----	-----	-----	-----	-----	-----	-----	-----	86	82	45	37	-----
North Surrey	484	244	240	417.72	-----	-----	-----	-----	-----	-----	-----	85	118	95	84	59	32	11
Princess Margaret	510	253	257	443.30	-----	-----	-----	-----	-----	-----	-----	92	160	121	68	37	32	-----
Queen Elizabeth	501	248	253	442.57	-----	-----	-----	-----	-----	-----	-----	41	157	140	65	70	28	-----
Semiahmoo	377	182	195	323.02	-----	-----	-----	-----	-----	-----	-----	-----	92	91	91	48	44	11
Sub-totals	2,122	1,043	1,079	1,847.04	-----	-----	-----	-----	-----	-----	-----	218	527	533	390	259	173	22
Elementary—																		
Anniedale	31	18	13	28.16	-----	13	10	8	-----	-----	-----	-----	-----	-----	-----	-----	-----	-----
Barnston Island	13	6	7	12.44	-----	4	2	-----	2	2	3	-----	-----	-----	-----	-----	-----	-----
Bose Road	221	121	100	196.78	-----	30	37	39	41	38	36	-----	-----	-----	-----	-----	-----	-----
Bridgeview	243	135	108	232.42	-----	50	51	39	35	36	32	-----	-----	-----	-----	-----	-----	-----
Clayton	87	48	39	72.76	-----	19	20	22	11	15	-----	-----	-----	-----	-----	-----	-----	-----
Cloverdale	237	105	132	221.13	-----	35	25	19	26	22	31	29	50	-----	-----	-----	-----	-----
Colebrook	23	11	12	19.29	-----	9	6	8	-----	-----	-----	-----	-----	-----	-----	-----	-----	-----
Crescent	70	33	37	65.65	-----	-----	-----	24	16	15	15	-----	-----	-----	-----	-----	-----	-----
Crescent Park	24	8	16	20.43	-----	18	6	-----	-----	-----	-----	-----	-----	-----	-----	-----	-----	-----
David Brankin	273	146	127	248.07	-----	45	37	36	30	39	46	40	-----	-----	-----	-----	-----	-----
Elgin	20	15	5	18.02	-----	8	7	5	-----	-----	-----	-----	-----	-----	-----	-----	-----	-----
Fleetwood	299	167	132	278.59	-----	60	31	52	43	40	32	41	-----	-----	-----	-----	-----	-----
General Montgomery	234	121	113	225.37	-----	57	41	32	22	37	25	20	-----	-----	-----	-----	-----	-----
Grandview Heights	19	12	7	16.54	-----	4	7	4	4	-----	-----	-----	-----	-----	-----	-----	-----	-----
Green Timbers	36	19	17	31.91	-----	15	16	5	-----	-----	-----	-----	-----	-----	-----	-----	-----	-----
Grosvenor Road	484	249	235	453.61	-----	90	63	76	74	67	66	48	-----	-----	-----	-----	-----	-----
Halls Prairie	73	30	43	68.30	-----	13	20	14	15	11	-----	-----	-----	-----	-----	-----	-----	-----
Harold Bishop	240	126	114	215.50	-----	43	30	34	62	35	36	-----	-----	-----	-----	-----	-----	-----
Hjorth Road	69	38	31	63.58	-----	29	24	16	-----	-----	-----	-----	-----	-----	-----	-----	-----	-----
Johnston Road	157	75	82	139.91	-----	27	25	21	17	21	26	20	-----	-----	-----	-----	-----	-----
Kensington East	60	35	25	50.89	-----	8	15	13	10	14	-----	-----	-----	-----	-----	-----	-----	-----
Kensington Prairie	102	51	51	103.21	-----	21	17	15	21	18	10	-----	-----	-----	-----	-----	-----	-----
Latimer Road	203	127	76	186.82	-----	32	28	19	22	16	25	37	24	-----	-----	-----	-----	-----

Newton	241	129	112	232.36	.....	37	44	39	36	49	36	.....	.....	.....	.....	.....	.....	.....
Port Kells	114	49	65	104.63	.....	23	16	24	15	22	14	.....	.....	.....	.....	.....	.....	.....
Port Mann	79	33	46	71.08	.....	19	12	11	9	20	8	.....	.....	.....	.....	.....	.....	.....
Ray Shepherd	217	108	109	187.34	.....	35	22	23	28	17	23	69	.....	.....	.....	.....	.....	.....
Simon Cunningham	215	111	104	218.68	.....	56	39	28	34	32	26	.....	.....	.....	.....	.....	.....	.....
White Rock	376	195	181	318.21	.....	85	55	61	45	76	54	.....	.....	.....	.....	.....	.....	.....
Strawberry Hill	80	39	41	68.74	.....	26	21	20	13	.....	.....	.....	.....	.....	.....	.....	.....	.....
Sunnyside	196	100	96	185.78	.....	27	16	29	25	21	22	56	.....	.....	.....	.....	.....	.....
Surrey Centre	195	96	99	176.28	.....	18	14	17	14	9	31	46	46	.....	.....	.....	.....	.....
Tynehead	143	80	63	133.93	.....	34	19	20	25	22	23	.....	.....	.....	.....	.....	.....	.....
Westminster South	227	123	104	214.55	.....	48	27	34	32	32	30	24	.....	.....	.....	.....	.....	.....
Sub-totals	5,301	2,759	2,542	4,880.96	.....	1038	803	807	727	726	650	430	120	.....	.....	.....	.....	.....
Totals	7,423	3,802	3,621	6,728.00	.....	1038	803	807	727	726	650	648	647	533	390	259	173	22
District No. 37 (Delta)																		
Junior-Senior High—Delta	375	191	184	337.93	.....	.....	.....	.....	.....	.....	.....	81	76	66	59	61	32	.....
Elementary—																		
Annieville	23	12	11	22.93	.....	9	4	5	5	.....	.....	.....	.....	.....	.....	.....	.....	.....
Boundary Bay	96	47	49	93.68	.....	16	11	25	16	10	18	.....	.....	.....	.....	.....	.....	.....
Delta East	31	13	18	29.40	.....	9	4	7	11	.....	.....	.....	.....	.....	.....	.....	.....	.....
Kennedy	210	131	79	189.72	.....	38	22	26	20	38	31	35	.....	.....	.....	.....	.....	.....
Ladner	332	176	156	309.88	.....	55	56	47	54	57	63	.....	.....	.....	.....	.....	.....	.....
Richardson	101	57	44	91.55	.....	19	17	16	14	19	16	.....	.....	.....	.....	.....	.....	.....
Signal Station	24	12	12	22.25	.....	8	10	6	.....	.....	.....	.....	.....	.....	.....	.....	.....	.....
Sunbury	68	32	36	64.61	.....	14	13	16	15	10	.....	.....	.....	.....	.....	.....	.....	.....
Sub-totals	885	480	405	824.02	.....	168	137	148	135	134	128	35	.....	.....	.....	.....	.....	.....
Totals	1,260	671	589	1,161.95	.....	168	137	148	135	134	128	116	76	66	59	61	32	.....
District No. 38 (Richmond)																		
Junior-Senior High—Richmond	737	375	362	651.73	.....	.....	.....	.....	.....	.....	.....	120	112	97	192	135	81	.....
Junior High—Cambie	527	258	269	487.84	.....	.....	.....	.....	.....	.....	183	176	168	.....	.....	.....	.....	.....
Elementary—																		
Bridgeport	435	229	206	407.90	.....	85	78	71	67	63	71	.....	.....	.....	.....	.....	.....	.....
Garden City	451	241	210	414.94	.....	95	69	82	88	65	52	.....	.....	.....	.....	.....	.....	.....
R. M. Grauer	369	199	170	336.43	.....	83	64	65	65	46	46	.....	.....	.....	.....	.....	.....	.....
Hamilton	35	16	19	34.57	.....	20	8	7	.....	.....	.....	.....	.....	.....	.....	.....	.....	.....
Lord Byng	546	275	271	503.07	.....	105	87	79	105	77	93	.....	.....	.....	.....	.....	.....	.....
Mitchell	426	236	190	404.39	.....	94	68	61	79	49	75	.....	.....	.....	.....	.....	.....	.....
R.C.A.F. Primary	114	54	60	103.49	.....	.....	68	46	.....	.....	.....	.....	.....	.....	.....	.....	.....	.....
Richmond East	23	15	8	21.73	.....	7	11	5	.....	.....	.....	.....	.....	.....	.....	.....	.....	.....
Sea Island	278	152	126	268.38	.....	88	.....	38	62	46	44	.....	.....	.....	.....	.....	.....	.....
Sub-totals	2,677	1,417	1,260	2,494.90	.....	577	453	454	466	346	381	.....	.....	.....	.....	.....	.....	.....
Totals	3,941	2,050	1,891	3,634.47	.....	577	453	454	466	346	564	296	280	97	192	135	81	.....
District No. 39 (Vancouver)																		
Senior High—																		
Britannia	538	306	232	482.43	.....	.....	.....	.....	.....	.....	.....	.....	.....	99	165	141	133	.....
Fairview High School of Commerce	358	20	338	301.15	.....	.....	.....	.....	.....	.....	.....	.....	.....	103	92	100	63	.....
King Edward	1,342	696	646	1,161.61	.....	.....	.....	.....	.....	.....	.....	.....	.....	394	315	269	231	133

SUMMARY OF ENROLMENT AND AVERAGE DAILY ATTENDANCE—*Continued*

District, Type, and School	Pupils Enrolled			Average Daily Attendance	Kinder-garten	Grade I	Grade II	Grade III	Grade IV	Grade V	Grade VI	Grade VII	Grade VIII	Grade IX	Grade X	Grade XI	Grade XII	Grade XIII
	Total	Boys	Girls															
District No. 39 (Vancouver)—Continued																		
Senior High—*Continued*																		
King George	293	161	132	239.68	.....	.....	.....	.....	.....	.....	.....	.....	.....	97	87	73	36	.....
Magee High	762	379	383	697.90	.....	.....	.....	.....	.....	.....	.....	.....	.....	.....	276	241	245	.....
Vancouver Technical	1,208	702	506	.....	.....	.....	.....	.....	.....	.....	.....	.....	.....	317	438	260	193	.....
Sub-totals	4,501	2,264	2,237	2,882.77	.....	.....	.....	.....	.....	.....	.....	.....	.....	1010	1373	1084	901	133
Junior-Senior High—																		
Gladstone	2,134	1,031	1,103	1,961.78	.....	.....	.....	.....	.....	.....	.....	521	506	525	369	213	.....	.....
John Oliver	2,427	1,203	1,224	2,160.46	.....	.....	.....	.....	.....	.....	.....	612	521	396	355	225	282	36
Kitsilano	1,602	825	777	1,461.06	.....	.....	.....	.....	.....	.....	.....	353	351	287	262	202	147	.....
Lord Byng	1,433	712	721	1,339.13	.....	.....	.....	.....	.....	.....	.....	283	284	253	245	195	173	.....
Sub-totals	7,596	3,771	3,825	6,922.43	.....	.....	.....	.....	.....	.....	.....	1769	1662	1461	1231	835	602	36
Junior High—																		
Point Grey	1,160	589	571	1,092.13	.....	.....	.....	.....	.....	.....	.....	445	403	312	.....	.....	.....	.....
Templeton	1,451	719	732	1,337.89	.....	.....	.....	.....	.....	.....	.....	391	474	586	.....	.....	.....	.....
Sub-totals	2,611	1,308	1,303	2,430.02	.....	.....	.....	.....	.....	.....	.....	836	877	898	.....	.....	.....	.....
Elementary-Senior High—Prince of Wales	493	255	238	457.18	.....	56	53	62	50	56	50	.....	.....	39	36	41	50	.....
Elementary—																		
Alexandra	463	238	225	437.24	.....	71	60	58	69	58	56	45	46	.....	.....	.....	.....	.....
Bayview	542	279	263	488.98	.....	100	78	104	100	79	81	.....	.....	.....	.....	.....	.....	.....
Cecil Rhodes	602	293	309	499.82	64	69	58	60	60	49	74	43	69	15	10	18	9	4
Charles Dickens	609	346	263	568.47	.....	98	103	69	68	63	81	60	67	.....	.....	.....	.....	.....
David Livingstone	402	196	206	377.49	.....	67	45	60	56	50	42	48	34	.....	.....	.....	.....	.....
David Lloyd George	780	385	395	739.69	.....	176	142	139	113	105	105	.....	.....	.....	.....	.....	.....	.....
Edith Cavell	611	326	285	567.44	.....	83	71	81	79	78	80	68	71	.....	.....	.....	.....	.....
Florence Nightingale	492	238	254	455.15	2	77	69	61	62	65	53	41	62	.....	.....	.....	.....	.....
Franklin	335	167	168	321.53	.....	73	60	57	55	49	41	.....	.....	.....	.....	.....	.....	.....
General Brock	389	182	207	359.60	.....	60	63	46	43	50	41	46	40	.....	.....	.....	.....	.....
General Gordon	669	348	321	611.89	.....	144	105	118	112	106	84	.....	.....	.....	.....	.....	.....	.....
General Wolfe	653	355	298	602.84	57	80	74	74	84	86	70	69	59	.....	.....	.....	.....	.....
Hastings	746	361	385	694.80	.....	153	124	133	101	116	116	1	1	1	.....	.....	.....	.....
Henry Hudson	460	225	235	400.44	65	94	58	56	59	57	60	2	1	.....	3	2	2	1
John Norquay	897	442	455	782.51	109	193	155	141	108	104	87	.....	.....	.....	.....	.....	.....	.....
J. W. Sexsmith	471	242	229	433.24	.....	121	66	87	75	59	62	.....	.....	1	.....	.....	.....	.....
Kerrisdale	795	396	399	726.19	.....	157	140	132	147	122	97	.....	.....	.....	.....	.....	.....	.....
Laura Secord	724	367	357	669.22	.....	124	97	91	89	80	81	95	67	.....	.....	.....	.....	.....
Lord Beaconsfield	460	242	218	415.98	.....	103	83	84	67	61	60	1	1	.....	.....	.....	.....	.....
Lord Kitchener	596	308	288	649.27	.....	150	130	114	95	107	.....	.....	.....	.....	.....	.....	.....	.....
Lord Nelson	833	415	418	777.13	.....	201	120	129	140	133	110	.....	.....	.....	.....	.....	.....	.....
Lord Roberts	564	285	279	493.70	.....	75	62	76	57	67	77	77	73	.....	.....	.....	.....	.....
Lord Selkirk	680	361	319	604.12	.....	138	108	127	118	98	91	.....	.....	.....	.....	.....	.....	.....
Lord Tennyson	534	277	257	480.92	.....	94	83	96	98	80	83	.....	.....	.....	.....	.....	.....	.....

MacDonald	402	225	177	376.15	.....	70	50	63	67	55	58	19	6	.....	14	.....	.....	.....
Maple Grove	1,096	556	540	1,013.10	.....	208	176	182	177	187	166	.....	.....	.....	.....	.....	.....	.....
Model	346	161	185	317.64	.....	63	45	49	39	35	42	30	43	.....	.....	.....	.....	.....
Mount Pleasant	425	217	208	384.92	.....	46	44	46	57	62	51	65	45	4	5	.....	.....	.....
Queen Elizabeth	467	241	226	419.37	.....	83	78	80	82	78	66	.....	.....	.....	.....	.....	.....	.....
Queen Mary	546	282	264	485.81	.....	119	98	81	93	80	75	.....	.....	.....	.....	.....	.....	.....
Quilchena	355	192	163	323.49	.....	63	49	51	67	64	61	.....	.....	.....	.....	.....	.....	.....
Renfrew	890	464	426	841.27	.....	250	150	143	116	130	101	.....	.....	.....	.....	.....	.....	.....
Richard McBride	552	261	291	519.47	.....	123	95	95	97	70	72	.....	.....	.....	.....	.....	.....	.....
Seymour	389	199	190	360.49	65	61	49	47	45	44	78	.....	.....	.....	.....	.....	.....	.....
Simon Fraser	561	280	281	523.00	.....	100	67	80	68	70	58	55	63	.....	.....	.....	.....	.....
Sir A. Mackenzie	673	362	311	624.74	.....	158	93	120	95	106	101	.....	.....	.....	.....	.....	.....	.....
Sir Guy Carleton	1,033	551	482	986.27	.....	211	142	164	186	179	151	.....	.....	.....	.....	.....	.....	.....
Sir James Douglas	1,001	508	493	801.03	.....	324	149	168	154	112	94	.....	.....	.....	.....	.....	.....	.....
Sir Matthew Begbie	838	409	429	776.98	54	155	134	133	120	121	121	.....	.....	.....	.....	.....	.....	.....
Sir Sandford Fleming	565	283	282	514.48	.....	134	86	84	94	87	80	.....	.....	.....	.....	.....	.....	.....
Sir Wilfrid Laurier	355	176	179	324.76	.....	99	42	61	57	49	47	.....	.....	.....	.....	.....	.....	.....
Sir William Dawson	675	351	324	594.03	71	82	69	62	70	77	68	87	72	1	7	3	1	5
Sir William Van Horne	745	375	370	704.85	.....	147	125	136	135	101	101	.....	.....	.....	.....	.....	.....	.....
Southlands	447	223	224	415.25	.....	80	90	77	86	65	49	.....	.....	.....	.....	.....	.....	.....
Strathcona	1,060	680	380	904.79	.....	116	74	80	92	106	134	123	335	.....	.....	.....	.....	.....
Tecumseh	811	421	390	755.79	.....	176	129	117	154	113	122	.....	.....	.....	.....	.....	.....	.....
Trafalgar	493	233	260	458.30	.....	104	88	93	85	67	56	.....	.....	.....	.....	.....	.....	.....
Walter Moberly	758	381	377	690.99	.....	165	133	123	137	112	88	.....	.....	.....	.....	.....	.....	.....
Woodland	319	168	151	304.98	.....	65	45	65	47	51	46	.....	.....	.....	.....	.....	.....	.....
Sub-totals	30,109	15,473	14,636	27,579.61	487	5903	4454	4593	4475	4143	3818	975	1155	22	39	23	12	10
Totals	45,310	23,071	22,239	40,272.01	487	5959	4507	4655	4525	4199	3868	3580	3694	3430	2679	1983	1565	179
District No. 40 (New Westminster)																		
Senior High—																		
Duke of Connaught	361	177	184	323.51	.....	.....	.....	.....	.....	.....	.....	.....	.....	.....	102	114	106	39
T. J. Trapp Technical	444	227	217	384.81	.....	.....	.....	.....	.....	.....	.....	.....	.....	.....	216	131	97	.....
Sub-totals	805	404	401	708.32	.....	.....	.....	.....	.....	.....	.....	.....	.....	.....	318	245	203	39
Junior High—New Westminster	1,156	566	590	1,075.16	.....	.....	.....	.....	.....	.....	.....	422	385	349	.....	.....	.....	.....
Elementary—																		
Herbert Spencer	494	243	251	459.44	.....	76	89	78	84	91	76	.....	.....	.....	.....	.....	.....	.....
John Robson	448	223	225	430.07	.....	60	60	88	86	85	69	.....	.....	.....	.....	.....	.....	.....
Lord Kelvin	505	256	249	481.96	.....	60	66	62	71	74	172	.....	.....	.....	.....	.....	.....	.....
Lord Tweedsmuir	476	246	230	444.10	.....	96	77	96	106	101	.....	.....	.....	.....	.....	.....	.....	.....
Queen Elizabeth	202	121	81	186.76	.....	29	46	31	27	37	32	.....	.....	.....	.....	.....	.....	.....
Sir R. McBride	618	313	305	573.45	.....	111	106	99	89	110	103	.....	.....	.....	.....	.....	.....	.....
Sub-totals	2,743	1,402	1,341	2,575.78	.....	432	444	454	463	498	452	.....	.....	.....	.....	.....	.....	.....
Totals	4,704	2,372	2,332	4,359.26	.....	432	444	454	463	498	452	422	385	349	318	245	203	39
District No. 41 (Burnaby)																		
Senior High—																		
Burnaby North	597	291	306	538.38	.....	.....	.....	.....	.....	.....	.....	.....	.....	107	199	159	132	.....
Burnaby South	850	429	421	737.16	.....	.....	.....	.....	.....	.....	.....	.....	.....	.....	365	258	186	41
Sub-totals	1,447	720	727	1,275.54	.....	.....	.....	.....	.....	.....	.....	.....	.....	107	564	417	318	41

SUMMARY OF ENROLMENT AND AVERAGE DAILY ATTENDANCE—*Continued*

District, Type, and School	Pupils Enrolled			Average Daily Attendance	Kinder-garten	Grade I	Grade II	Grade III	Grade IV	Grade V	Grade VI	Grade VII	Grade VIII	Grade IX	Grade X	Grade XI	Grade XII	Grade XIII
	Total	Boys	Girls															
District No. 41 (Burnaby)—Continued																		
Junior High—																		
Alpha	405	216	189	368.95	.....	.....	.....	.....	.....	.....	.....	162	112	131	.....	.....	.....	.....
McPherson Park	753	373	380	693.12	.....	.....	.....	.....	.....	.....	.....	255	244	254	.....	.....	.....	.....
Sub-totals	1,158	589	569	1,062.07	.....	.....	.....	.....	.....	.....	.....	417	356	385	.....	.....	.....	.....
Elementary-Senior High—																		
Douglas Road	431	218	213	397.87	.....	61	55	43	68	49	43	40	36	36	.....	.....	.....	.....
Edmonds Street	988	526	462	908.20	.....	121	99	107	99	91	95	134	117	125	.....	.....	.....	.....
Gilmore Avenue	759	383	376	714.17	.....	112	90	80	93	80	80	84	67	73	.....	.....	.....	.....
Sub-totals	2,178	1,127	1,051	2,020.24	.....	294	244	230	260	220	218	258	220	234	.....	.....	.....	.....
Elementary—																		
Armstrong Avenue	70	33	37	63.12	.....	16	15	14	15	10	.....	.....	.....	.....	.....	.....	.....	.....
Capitol Hill	531	277	254	487.49	.....	80	73	82	84	67	47	44	54	.....	.....	.....	.....	.....
Cascade Heights	179	100	79	160.22	.....	45	26	48	27	33	.....	.....	.....	.....	.....	.....	.....	.....
Clinton Street	476	252	224	447.40	.....	89	77	92	77	77	64	.....	.....	.....	.....	.....	.....	.....
Inman Avenue	264	133	131	248.62	.....	37	33	25	35	32	44	32	26	.....	.....	.....	.....	.....
Kingsway West	375	205	170	345.11	.....	59	65	65	59	56	71	.....	.....	.....	.....	.....	.....	.....
Kitchener Street	572	291	281	528.11	.....	127	92	87	103	86	77	.....	.....	.....	.....	.....	.....	.....
Lynd Hurst	67	38	29	62.70	.....	15	11	11	12	8	10	.....	.....	.....	.....	.....	.....	.....
Nelson Avenue	532	277	255	488.74	.....	108	88	90	82	91	73	.....	.....	.....	.....	.....	.....	.....
Rosser Avenue	382	200	182	351.92	.....	70	73	74	59	52	54	.....	.....	.....	.....	.....	.....	.....
Schou Street	151	67	84	132.94	.....	36	24	11	25	20	35	.....	.....	.....	.....	.....	.....	.....
Seaforth	27	15	12	22.90	.....	16	5	6	.....	.....	.....	.....	.....	.....	.....	.....	.....	.....
Second Street	196	100	96	182.26	.....	41	31	28	37	24	35	.....	.....	.....	.....	.....	.....	.....
Sperling Avenue	686	363	323	603.57	.....	111	108	94	85	103	75	58	52	.....	.....	.....	.....	.....
Stride Avenue	169	100	69	158.82	.....	42	26	25	27	27	22	.....	.....	.....	.....	.....	.....	.....
Suncrest	337	182	155	309.07	.....	91	54	57	61	40	34	.....	.....	.....	.....	.....	.....	.....
Windsor Street	409	206	203	382.28	.....	79	67	75	67	56	65	.....	.....	.....	.....	.....	.....	.....
Sub-totals	5,423	2,839	2,584	4,975.27	.....	1062	868	884	855	782	706	134	132	.....	.....	.....	.....	.....
Totals	10,206	5,275	4,931	9,333.12	.....	1356	1112	1114	1115	1002	924	809	708	726	564	417	318	41
District No. 42 (Maple Ridge)																		
Junior-Senior High—Maple Ridge	939	461	478	832.20	.....	.....	.....	.....	.....	.....	.....	234	216	197	152	79	61	.....
Elementary—																		
Albion	25	16	9	19.96	.....	7	8	10	.....	.....	.....	.....	.....	.....	.....	.....	.....	.....
Alexander Robinson	138	80	58	129.24	.....	26	19	31	18	21	23	.....	.....	.....	.....	.....	.....	.....
Hammond	242	125	117	221.53	.....	33	39	46	40	41	43	.....	.....	.....	.....	.....	.....	.....
Haney Central	371	199	172	335.75	.....	75	63	56	55	65	57	.....	.....	.....	.....	.....	.....	.....
Maple Ridge	73	38	35	70.32	.....	13	16	13	13	10	8	.....	.....	.....	.....	.....	.....	.....
Mount Crescent	77	38	39	68.76	.....	19	11	10	14	7	16	.....	.....	.....	.....	.....	.....	.....
Pitt Lake	8	5	3	7.69	.....	3	1	1	1	.....	1	1	.....	.....	.....	.....	.....	.....
Pitt Meadows	192	110	82	168.63	.....	38	34	30	23	37	30	.....	.....	.....	.....	.....	.....	.....

Ruskin	50	25	25	43.92	.....	9	5	6	9	10	11	.....	.....	.....	.....	.....	.....	.....
Webster's Corners	144	71	73	129.86	.....	27	23	21	26	29	18	.....	.....	.....	.....	.....	.....	.....
Whonnock	107	55	52	101.33	.....	15	15	18	23	15	21	.....	.....	.....	.....	.....	.....	.....
Yennadon	74	49	25	72.99	.....	15	7	15	14	10	13	.....	.....	.....	.....	.....	.....	.....
Sub-totals	1,501	811	690	1,369.98	.....	280	241	257	236	245	241	1	.....	.....	.....	.....	.....	.....
Totals	2,440	1,272	1,168	2,202.18	.....	280	241	257	236	245	241	235	216	197	152	79	61	.....
District No. 43 (Coquitlam)																		
Junior-Senior High—																		
Como Lake	590	319	271	533.65	.....	.....	.....	.....	.....	.....	.....	154	140	114	82	63	37	.....
Moody	404	189	215	335.59	.....	.....	.....	.....	.....	.....	.....	53	52	113	90	54	42	.....
Sub-totals	994	508	486	869.24	.....	.....	.....	.....	.....	.....	.....	207	192	227	172	117	79	.....
Elementary—																		
Alderson Avenue	157	81	76	151.04	.....	22	33	19	34	25	24	.....	.....	.....	.....	.....	.....	.....
Austin Heights	431	213	218	391.20	.....	99	75	63	68	56	70	.....	.....	.....	.....	.....	.....	.....
Glen	62	41	21	58.80	.....	21	27	14	.....	.....	.....	.....	.....	.....	.....	.....	.....	.....
Ioco	135	79	56	115.87	.....	28	18	23	24	17	25	.....	.....	.....	.....	.....	.....	.....
James Park	98	51	47	91.87	.....	11	26	30	31	.....	.....	.....	.....	.....	.....	.....	.....	.....
Millside	196	106	90	187.95	.....	30	36	41	29	39	21	.....	.....	.....	.....	.....	.....	.....
Moody	219	131	88	191.83	.....	40	42	39	35	39	24	.....	.....	.....	.....	.....	.....	.....
Mountain View	243	144	99	227.28	.....	35	35	42	52	44	35	.....	.....	.....	.....	.....	.....	.....
Mundy Road	59	31	28	60.21	.....	17	18	9	11	4	.....	.....	.....	.....	.....	.....	.....	.....
Port Coquitlam Central	191	97	94	175.12	.....	40	37	39	37	38	.....	.....	.....	.....	.....	.....	.....	.....
Victoria Drive	26	9	17	23.08	.....	9	9	8	.....	.....	.....	.....	.....	.....	.....	.....	.....	.....
Viscount Alexander	514	279	235	447.10	.....	43	31	13	38	78	102	101	108	.....	.....	.....	.....	.....
Sub-totals	2,331	1,262	1,069	2,121.35	.....	395	387	340	359	340	301	101	108	.....	.....	.....	.....	.....
Totals	3,325	1,770	1,555	2,990.59	.....	395	387	340	359	340	301	308	300	227	172	117	79	.....
District No. 44 (North Vancouver)																		
Senior High—North Vancouver	638	276	362	558.22	.....	.....	.....	.....	.....	.....	.....	.....	.....	.....	299	193	119	27
Junior High—Sutherland	878	469	409	795.02	.....	.....	.....	.....	.....	.....	.....	230	282	366	.....	.....	.....	.....
Elementary—																		
Burrard View	312	152	160	290.79	.....	47	40	46	49	40	30	28	32	.....	.....	.....	.....	.....
Capilano	365	212	153	326.60	.....	48	41	32	48	29	103	64	.....	.....	.....	.....	.....	.....
Highlands	395	182	213	353.66	.....	102	90	77	68	58	.....	.....	.....	.....	.....	.....	.....	.....
Keith Lynn	216	122	94	195.69	.....	44	36	41	33	35	27	.....	.....	.....	.....	.....	.....	.....
Lonsdale	475	229	246	438.72	.....	79	85	61	84	74	92	.....	.....	.....	.....	.....	.....	.....
Lynn Valley	308	168	140	283.50	.....	55	53	37	42	42	37	42	.....	.....	.....	.....	.....	.....
Norgate	255	122	133	226.22	.....	66	70	44	40	35	.....	.....	.....	.....	.....	.....	.....	.....
North Star	220	116	104	200.25	.....	53	38	41	48	40	.....	.....	.....	.....	.....	.....	.....	.....
Queen Mary	533	287	246	486.04	.....	74	75	72	85	65	61	56	45	.....	.....	.....	.....	.....
Ridgeway	765	405	360	723.58	.....	148	143	133	119	116	106	.....	.....	.....	.....	.....	.....	.....
Westview	395	207	188	366.81	.....	60	57	48	50	43	46	51	40	.....	.....	.....	.....	.....
Sub-totals	4,239	2,202	2,037	3,891.86	.....	776	728	632	666	577	502	241	117	.....	.....	.....	.....	.....
Totals	5,755	2,947	2,808	5,245.10	.....	776	728	632	666	577	502	471	399	366	299	193	119	27

SUMMARY OF ENROLMENT AND AVERAGE DAILY ATTENDANCE—*Continued*

District, Type, and School	Pupils Enrolled			Average Daily Attendance	Kinder-garten	Grade I	Grade II	Grade III	Grade IV	Grade V	Grade VI	Grade VII	Grade VIII	Grade IX	Grade X	Grade XI	Grade XII	Grade XIII
	Total	Boys	Girls															
District No. 45 (West Vancouver)																		
Senior High—West Vancouver	327	173	154	297.89	.....	.....	.....	.....	.....	.....	.....	.....	.....	.....	141	108	78	.....
Elementary-Junior High—Inglewood	617	306	311	576.91	.....	.....	.....	.....	.....	.....	113	197	164	143	.....	.....	.....	.....
Elementary—																		
Gleneagles	126	64	62	114.27	.....	34	12	22	12	27	19	.....	.....	.....	.....	.....	.....	.....
Hollyburn	362	183	179	337.80	.....	90	82	47	90	53	.....	.....	.....	.....	.....	.....	.....	.....
Pauline Johnson	640	315	325	583.34	.....	110	112	106	96	114	102	.....	.....	.....	.....	.....	.....	.....
Ridgeview	301	155	146	271.39	.....	68	51	60	57	65	.....	.....	.....	.....	.....	.....	.....	.....
West Bay	157	77	80	140.68	.....	42	34	46	35	.....	.....	.....	.....	.....	.....	.....	.....	.....
Sub-totals	1,586	794	792	1,447.48	.....	344	291	281	290	259	121	.....	.....	.....	.....	.....	.....	.....
Totals	2,530	1,273	1,257	2,322.28	.....	344	291	281	290	259	234	197	164	143	141	108	78	.....
District No. 46 (Sechelt)																		
Junior-Senior High—Elphinstone	236	107	129	207.84	.....	.....	.....	.....	.....	.....	.....	45	49	59	27	30	26	.....
Superior—Madeira Park	150	69	81	137.56	.....	21	20	13	12	28	14	15	13	10	4	.....	.....	.....
Elementary—																		
Bowen Island	22	14	8	19.42	.....	3	4	2	3	2	2	4	.....	.....	1	1	.....	.....
Britain River	9	7	2	8.85	.....	1	.....	2	1	2	1	.....	2	.....	.....	.....	.....	.....
Deserted Bay	11	8	3	8.77	.....	4	2	.....	4	.....	.....	.....	1	.....	.....	.....	.....	.....
Egmont	44	27	17	42.52	.....	2	5	6	9	9	2	6	4	1	.....	.....	.....	.....
Gibsons Landing	227	123	104	206.04	.....	41	33	41	45	27	40	.....	.....	.....	.....	.....	.....	.....
Halfmoon Bay	11	6	5	11.41	.....	4	5	2	.....	.....	.....	.....	.....	.....	.....	.....	.....	.....
Irvines Landing	13	5	8	14.17	.....	3	3	.....	1	5	1	.....	.....	.....	.....	.....	.....	.....
Nelson Island	12	7	5	12.12	.....	.....	1	4	3	.....	2	2	.....	.....	.....	.....	.....	.....
Port Mellon	46	23	23	42.37	.....	10	5	9	7	6	6	1	2	.....	.....	.....	.....	.....
Roberts Creek	57	29	28	49.89	.....	8	10	9	11	9	10	.....	.....	.....	.....	.....	.....	.....
Sechelt	125	53	72	120.08	.....	22	24	24	19	14	22	.....	.....	.....	.....	.....	.....	.....
Vancouver Bay	9	5	4	11.63	.....	1	1	1	1	1	1	1	2	.....	.....	.....	.....	.....
Sub-totals	586	307	279	547.27	.....	99	93	100	104	75	87	14	11	1	1	1	.....	.....
Totals	972	483	489	892.67	.....	120	113	113	116	103	101	74	73	70	32	31	26	.....
District No. 47 (Powell River)																		
Junior-Senior High—Brooks	653	330	323	589.97	.....	.....	.....	.....	.....	.....	.....	137	148	145	98	70	55	.....
Superior—Blubber Bay	41	22	19	42.74	.....	5	4	5	.....	4	3	3	11	4	2	.....	.....	.....
Elementary—																		
Anderson Bay	9	7	2	8.94	1	5	2	.....	.....	1	.....	.....	.....	.....	.....	.....	.....	.....
False Bay	39	23	16	32.68	.....	6	5	7	6	5	5	3	.....	2	.....	.....	.....	.....
Cranberry Lake	246	118	128	224.16	.....	62	36	39	36	47	26	.....	.....	.....	.....	.....	.....	.....
Gillies Bay	17	11	6	15.64	.....	6	3	4	3	1	.....	.....	.....	.....	.....	.....	.....	.....
J. P. Dallos	445	229	216	430.57	.....	92	70	74	73	72	64	.....	.....	.....	.....	.....	.....	.....
Lund	27	15	12	24.89	.....	6	6	4	7	.....	4	.....	.....	.....	.....	.....	.....	.....
Henderson	229	131	98	213.21	.....	48	40	35	38	39	29	.....	.....	.....	.....	.....	.....	.....

St. Vincent Bay	13	8	5	11.79	1	2	1	3	1	1	1	.....	1	1	.....	1	.....	.....
Stillwater	35	17	18	36.16	.....	7	3	6	6	4	9	.....	.....	.....	.....	.....	.....	.....
Vananda	68	40	28	65.45	.....	10	11	9	12	8	8	10	.....	.....	.....	.....	.....	.....
James Thomson	147	72	75	146.14	.....	26	30	22	26	14	29	.....	.....	.....	.....	.....	.....	.....
Sub-totals	1,275	671	604	1,209.63	2	270	207	203	208	192	175	13	1	3	.....	1	.....	.....
Totals	1,969	1,023	946	1,842.34	2	275	211	208	208	196	178	153	160	152	100	71	55	.....
District No. 48 (Howe Sound)																		
Superior—Pemberton	20	8	12	20.20	.....	2	1	3	2	.....	2	.....	1	4	5	.....	.....	.....
Elementary-Senior High—																		
Squamish	341	170	171	301.83	.....	34	28	32	28	29	27	49	33	27	25	16	13	.....
Woodfibre	110	59	51	105.24	.....	10	21	8	11	7	14	9	9	8	2	5	6	.....
Sub-totals	451	229	222	407.07	.....	44	49	40	39	36	41	58	42	35	27	21	19	.....
Elementary—																		
Alta Lake	14	10	4	10.80	.....	3	3	4	2	1	1	.....	.....	.....	.....	.....	.....	.....
Birken	8	6	2	9.29	.....	2	1	3	1	.....	.....	.....	1	.....	.....	.....	.....	.....
Britannia Beach	88	44	44	85.97	.....	17	9	16	15	20	11	.....	.....	.....	.....	.....	.....	.....
Britannia Mines	64	29	35	59.06	.....	7	13	13	10	11	10	.....	.....	.....	.....	.....	.....	.....
Creekside	7	3	4	6.51	.....	1	.....	1	.....	.....	3	.....	2	.....	.....	.....	.....	.....
Garibaldi	8	5	3	7.94	.....	.....	1	1	2	.....	2	1	1	.....	.....	.....	.....	.....
Pemberton Meadows	21	13	8	18.93	.....	3	2	3	4	2	1	3	3	.....	.....	.....	.....	.....
Sub-totals	210	110	100	198.50	.....	33	29	41	34	34	28	4	7	.....	.....	.....	.....	.....
Totals	681	347	334	625.77	.....	79	79	84	75	70	71	62	50	39	32	21	19	.....
District No. 49 (Ocean Falls)																		
Elementary-Senior High—																		
Charleson	488	253	235	411.09	135	43	35	44	36	37	32	32	24	31	18	15	6	.....
Sir A. Mackenzie	121	63	58	108.13	.....	17	5	11	11	13	11	15	11	8	8	5	6	.....
Sub-totals	609	316	293	519.22	135	60	40	55	47	50	43	47	35	39	26	20	12	.....
Elementary—																		
Bella Bella	14	6	8	12.10	.....	1	2	1	2	3	.....	3	2	.....	.....	.....	.....	.....
Bella Coola	16	9	7	15.93	.....	2	2	3	3	6	.....	.....	.....	.....	.....	.....	.....	.....
Firvale	13	8	5	11.15	.....	1	4	.....	3	1	.....	1	2	1	.....	.....	.....	.....
Namu	21	13	8	19.28	.....	6	3	2	1	2	1	5	1	.....	.....	.....	.....	.....
Shearwater	14	8	6	13.90	.....	1	2	1	3	1	2	2	2	.....	.....	.....	.....	.....
South Bentinck	16	6	10	15.84	.....	2	2	1	4	1	6	.....	.....	.....	.....	.....	.....	.....
Sub-totals	94	50	44	88.20	.....	13	15	8	16	14	9	11	7	1	.....	.....	.....	.....
Totals	703	366	337	607.42	135	73	55	63	63	64	52	58	42	40	26	20	12	.....
District No. 50 (Queen Charlotte)																		
Elementary-Senior High—Masset	99	44	55	83.49	.....	8	9	8	10	6	18	17	9	7	4	3	.....	.....
Elementary—																		
Port Clements	12	7	5	14.54	.....	2	.....	.....	3	3	2	1	1	.....	.....	.....	.....	.....
Sandspit	40	26	14	35.92	.....	9	8	10	3	5	1	3	.....	1	.....	.....	.....	.....
Skidegate Inlet	65	33	32	55.80	.....	9	7	9	3	2	7	7	9	12	.....	.....	.....	.....
Sub-totals	117	66	51	106.26	.....	20	15	19	9	10	10	11	10	13	.....	.....	.....	.....
Totals	216	110	106	189.75	.....	28	24	27	19	16	28	28	19	20	4	3	.....	.....

SUMMARY OF ENROLMENT AND AVERAGE DAILY ATTENDANCE—*Continued*

District, Type, and School	Pupils Enrolled			Average Daily Attendance	Kinder-garten	Grade I	Grade II	Grade III	Grade IV	Grade V	Grade VI	Grade VII	Grade VIII	Grade IX	Grade X	Grade XI	Grade XII	Grade XIII
	Total	Boys	Girls															
District No. 51 (Portland Canal)																		
Superior—Stewart	59	28	31	52.78	.....	4	9	5	8	8	2	7	3	9	.....	4	.....	.....
Elementary—Alice Arm	9	6	3	7.70	.....	4	1	.....	1	1	2	.....	.....	.....	.....	.....	.....	.....
Totals	68	34	34	60.48	.....	8	10	5	9	9	4	7	3	9	.....	4	.....	.....
District No. 52 (Prince Rupert)																		
Junior-Senior High—Booth Memorial	589	320	269	529.54	.....	.....	.....	.....	.....	.....	.....	144	138	95	94	56	52	10
Elementary—																		
Borden Street	292	167	125	283.32	.....	49	54	63	42	50	34	.....	.....	.....	.....	.....	.....	.....
Conrad Street	313	163	150	295.00	.....	76	62	65	51	59	.....	.....	.....	.....	.....	.....	.....	.....
Digby Island	13	5	8	13.22	.....	3	2	2	1	5	.....	.....	.....	.....	.....	.....	.....	.....
Essington	33	11	22	30.05	.....	6	3	2	5	5	4	3	5	.....	.....	.....	.....	.....
Inverness	15	8	7	13.31	.....	3	3	5	2	2	.....	.....	.....	.....	.....	.....	.....	.....
King Edward	401	190	211	368.23	.....	54	56	54	84	43	110	.....	.....	.....	.....	.....	.....	.....
Port Edward	77	37	40	58.00	.....	25	28	24	.....	.....	.....	.....	.....	.....	.....	.....	.....	.....
Sunnyside	24	14	10	23.29	.....	10	4	7	2	.....	.....	1	.....	.....	.....	.....	.....	.....
Sub-totals	1,168	595	573	1,084.42	.....	226	212	222	187	164	148	4	5	.....	.....	.....	.....	.....
Totals	1,757	915	842	1,613.96	.....	226	212	222	187	164	148	148	143	95	94	56	52	10
District No. 53 (Terrace)																		
Senior High—Terrace	107	45	62	95.22	.....	.....	.....	.....	.....	.....	.....	.....	.....	47	28	16	16	.....
Elementary-Senior High—Hazelton	183	96	87	148.84	.....	25	25	18	22	13	13	20	18	7	19	2	1	.....
Elementary—																		
Cedarvale	20	9	11	18.46	.....	3	3	2	2	5	1	3	1	.....	.....	.....	.....	.....
Dorreen	10	7	3	8.59	.....	.....	.....	1	2	1	2	1	3	.....	.....	.....	.....	.....
Four Mile	8	3	5	7.70	.....	1	.....	1	2	2	2	.....	.....	.....	.....	.....	.....	.....
Hazelton, New	57	26	31	52.58	.....	9	7	7	6	4	10	11	3	.....	.....	.....	.....	.....
Hazelton South	26	15	11	22.59	.....	6	8	4	.....	8	.....	.....	.....	.....	.....	.....	.....	.....
Kitwanga	34	16	18	113.59	.....	4	3	5	4	4	5	1	5	1	2	.....	.....	.....
Terrace	547	288	259	500.86	.....	96	64	73	74	64	69	56	51	.....	.....	.....	.....	.....
Usk	16	10	6	15.44	.....	2	3	4	.....	1	3	3	.....	.....	.....	.....	.....	.....
Western Uranium	6	1	5	9.42	.....	2	1	.....	.....	.....	1	2	.....	.....	.....	.....	.....	.....
Sub-totals	724	375	349	749.23	.....	123	89	97	90	89	93	77	63	1	2	.....	.....	.....
Totals	1,014	516	498	993.29	.....	148	114	115	112	102	106	97	81	55	49	18	17	.....
District No. 54 (Smithers)																		
Junior-Senior High—Smithers	121	65	56	107.98	.....	.....	.....	.....	.....	.....	.....	39	22	19	18	13	10	.....
Superior—																		
Houston	150	81	69	129.90	.....	26	9	24	20	16	21	15	6	6	6	1	.....	.....
Telkwa	155	70	85	142.63	.....	26	24	19	17	13	19	21	9	3	4	.....	.....	.....
Sub-totals	305	151	154	272.53	.....	52	33	43	37	29	40	36	15	9	10	1	.....	.....

Elementary—																		
Driftwood Creek	13	7	6	11.88	.....	2	.....	2	.....	1	2	5	1	.....	.....	.....	.....	.....
Glentanna	10	2	8	9.27	.....	2	.....	2	5	1	.....	.....	.....	.....	.....	.....	.....	.....
Quick	34	17	17	26.44	.....	8	4	5	4	2	7	.....	4	.....	.....	.....	.....	.....
Smithers	275	141	134	247.67	.....	63	55	40	47	33	37	.....	.....	.....	.....	.....	.....	.....
Walcott	14	8	6	10.79	.....	4	.....	3	3	1	2	.....	1	.....	.....	.....	.....	.....
Sub-totals	346	175	171	306.05	.....	79	59	52	59	38	48	5	6	.....	.....	.....	.....	.....
Totals	772	391	381	686.56	.....	131	92	95	96	67	88	80	43	28	28	14	10	.....
District No. 55 (Burns Lake)																		
Junior-Senior High—Burns Lake	95	44	51	78.55	.....	.....	.....	.....	.....	.....	.....	23	19	19	17	9	8	.....
Superior—Perow-Topley	28	16	12	27.86	.....	4	1	5	4	1	1	.....	5	6	1	.....	.....	.....
Elementary—																		
Burns Lake	223	127	96	195.53	.....	56	45	29	31	37	25	.....	.....	.....	.....	.....	.....	.....
Cheslatta	61	33	28	44.19	.....	25	4	6	10	5	7	1	3	.....	.....	.....	.....	.....
Decker Lake	53	23	30	63.47	.....	7	7	8	5	9	5	4	8	.....	.....	.....	.....	.....
Francois Lake	19	13	6	17.60	.....	4	3	3	2	3	4	.....	.....	.....	.....	.....	.....	.....
Grassy Plains	81	33	48	65.74	.....	14	14	13	12	13	8	3	4	.....	.....	.....	.....	.....
Noralee	24	11	13	20.39	.....	5	5	2	5	2	1	3	1	.....	.....	.....	.....	.....
Omineca	23	14	9	17.93	.....	4	3	2	1	3	3	3	4	.....	.....	.....	.....	.....
Pendleton Bay	35	14	21	24.55	.....	10	5	7	5	.....	3	2	3	.....	.....	.....	.....	.....
Perow	20	7	13	12.86	.....	4	1	4	8	3	.....	.....	.....	.....	.....	.....	.....	.....
Southbank	20	10	10	13.64	.....	8	7	5	.....	.....	.....	.....	.....	.....	.....	.....	.....	.....
Wistaria	11	8	3	33.00	.....	1	4	1	1	.....	3	.....	1	.....	.....	.....	.....	.....
Sub-totals	570	293	277	508.90	.....	138	98	80	80	75	59	16	24	.....	.....	.....	.....	.....
Totals	693	353	340	615.31	.....	142	99	85	84	76	60	39	48	25	18	9	8	.....
District No. 56 (Vanderhoof)																		
Superior—Fort St. James	95	51	44	78.86	.....	15	15	14	13	8	1	11	9	8	1	.....	.....	.....
Elementary-Senior High—Nechako Valley	341	162	179	286.84	.....	55	34	36	36	38	34	25	23	21	15	17	7	.....
Elementary—																		
Braeside	20	12	8	18.10	.....	3	3	1	3	4	2	3	1	.....	.....	.....	.....	.....
Endako	20	9	11	19.08	.....	2	3	4	2	2	3	2	2	.....	.....	.....	.....	.....
Fraser Lake	64	29	35	57.86	.....	10	10	4	6	4	10	6	6	5	3	.....	.....	.....
Fort Fraser	54	29	25	54.00	.....	7	9	6	4	3	5	13	7	.....	.....	.....	.....	.....
Mapes	49	29	20	39.95	.....	6	6	12	4	5	7	4	5	.....	.....	.....	.....	.....
Sub-totals	207	108	99	188.99	.....	28	31	27	19	18	27	28	21	5	3	.....	.....	.....
Totals	643	321	322	554.69	.....	98	80	77	68	64	62	64	53	34	19	17	7	.....
District No. 57 (Prince George)																		
Junior-Senior High—Prince George	738	329	409	622.78	.....	.....	.....	.....	.....	.....	.....	163	131	163	135	68	63	15
Elementary—																		
Airport, Prince George	24	9	15	24.04	.....	4	2	5	7	6	.....	.....	.....	.....	.....	.....	.....	.....
Aleza Lake	28	20	8	24.68	.....	4	2	11	4	2	3	1	1	.....	.....	.....	.....	.....
Bonnet Hill	24	11	13	22.81	.....	3	5	4	4	4	4	.....	.....	.....	.....	.....	.....	.....
Buckhorn	27	15	12	22.48	.....	3	4	5	6	5	4	.....	.....	.....	.....	.....	.....	.....
Bud Lake	12	6	6	11.04	.....	.....	2	2	2	3	3	.....	.....	.....	.....	.....	.....	.....
Hixon Creek	65	34	31	55.33	.....	9	15	5	10	10	7	5	4	.....	.....	.....	.....	.....
Chief Lake	38	19	19	36.57	.....	8	9	8	3	4	3	3	.....	.....	.....	.....	.....	.....

SUMMARY OF ENROLMENT AND AVERAGE DAILY ATTENDANCE—*Continued*

District, Type, and School	Pupils Enrolled			Average Daily Attendance	Kinder-garten	Grade I	Grade II	Grade III	Grade IV	Grade V	Grade VI	Grade VII	Grade VIII	Grade IX	Grade X	Grade XI	Grade XII	Grade XIII
	Total	Boys	Girls															
District No. 57 (Prince George)—Continued																		
Elementary—*Continued*																		
Connaught	310	153	157	273.56	.....	60	54	43	53	57	43	.....	.....	.....	.....	.....	.....	.....
Cranbrook Mills	15	8	7	13.70	.....	3	1	1	.....	2	2	6	.....	.....	.....	.....	.....	.....
Crescent Lake	16	4	12	20.60	.....	4	3	2	3	.....	3	.....	1	.....	.....	.....	.....	.....
Ferndale	14	8	6	14.68	.....	2	2	.....	4	1	3	2	.....	.....	.....	.....	.....	.....
Fort George Central	252	137	115	212.00	.....	37	53	51	35	40	36	.....	.....	.....	.....	.....	.....	.....
Fort George South	122	59	63	107.34	.....	32	29	22	23	16	.....	.....	.....	.....	.....	.....	.....	.....
Giscome	91	43	48	82.22	2	18	10	10	9	13	14	8	7	.....	.....	.....	.....	.....
Hansard	9	5	4	2.89	.....	3	1	1	1	1	.....	1	1	.....	.....	.....	.....	.....
Hart Highway	52	26	26	44.93	.....	14	8	5	7	10	8	.....	.....	.....	.....	.....	.....	.....
Isle Pierre	9	7	2	8.09	.....	1	1	4	.....	1	.....	.....	2	.....	.....	.....	.....	.....
King George V	447	243	204	396.46	.....	91	82	71	72	58	73	.....	.....	.....	.....	.....	.....	.....
Longworth	8	5	3	7.88	.....	.....	1	.....	3	1	1	2	.....	.....	.....	.....	.....	.....
Mile 4	17	8	9	26.78	.....	3	4	1	4	3	2	.....	.....	.....	.....	.....	.....	.....
Mud River	13	6	7	12.28	.....	3	1	2	3	1	1	1	1	.....	.....	.....	.....	.....
Newlands	11	8	3	13.04	.....	.....	1	4	2	1	2	.....	1	.....	.....	.....	.....	.....
Penny	41	17	24	38.69	.....	4	10	6	3	5	4	5	4	.....	.....	.....	.....	.....
Pylot Mountain	12	5	7	29.41	.....	2	2	2	.....	2	2	2	.....	.....	.....	.....	.....	.....
Reid Lake	23	15	8	20.72	.....	3	2	5	2	4	2	3	2	.....	.....	.....	.....	.....
Salmon River	14	6	8	12.18	.....	2	3	3	2	1	1	.....	2	.....	.....	.....	.....	.....
Shelley	22	14	8	33.46	.....	4	3	3	3	1	6	1	1	.....	.....	.....	.....	.....
Sinclair Mills	47	25	22	46.93	.....	5	7	4	7	5	4	9	6	.....	.....	.....	.....	.....
Stone Creek	33	19	14	19.80	.....	7	5	6	9	3	3	.....	.....	.....	.....	.....	.....	.....
Strathnaver	9	3	6	9.81	.....	2	2	.....	1	.....	2	1	1	.....	.....	.....	.....	.....
Summit Lake	30	19	11	24.19	.....	5	6	3	3	4	5	3	1	.....	.....	.....	.....	.....
Sylvan Glade	8	3	5	7.26	.....	1	1	.....	1	2	.....	1	2	.....	.....	.....	.....	.....
Tabor Creek	25	15	10	22.64	.....	2	7	3	2	1	3	7	.....	.....	.....	.....	.....	.....
Upper Fraser	22	14	8	17.87	.....	3	3	3	4	3	4	1	1	.....	.....	.....	.....	.....
West Lake	40	21	19	30.89	.....	6	5	6	6	3	3	5	6	.....	.....	.....	.....	.....
Willow River	62	34	28	49.21	.....	10	9	11	7	8	7	7	2	1	.....	.....	.....	.....
Sub-totals	1,992	1,044	948	1,796.46	2	358	355	312	305	281	258	74	46	1	.....	.....	.....	.....
Totals	2,730	1,373	1,357	2,419.24	2	358	355	312	305	281	258	237	177	164	135	68	63	15
District No. 58 (McBride)																		
Elementary-Senior High—McBride	231	121	110	207.23	.....	27	20	30	21	26	17	17	17	18	14	14	10	.....
Elementary—																		
Crescent Spur	20	12	8	18.11	.....	3	4	4	2	4	1	1	1	.....	.....	.....	.....	.....
Croydon	7	3	4	7.05	.....	1	2	1	.....	1	2	.....	.....	.....	.....	.....	.....	.....
Dome Creek	18	12	6	15.45	.....	4	1	6	2	1	2	2	.....	.....	.....	.....	.....	.....
Dunster	19	10	9	14.65	.....	6	3	.....	4	.....	1	2	3	.....	.....	.....	.....	.....
Lamming Mills	45	21	24	46.29	.....	6	9	7	5	5	5	1	7	.....	.....	.....	.....	.....

Loos	9	5	4	9.34	.....	2	1	1	1	2	.....	.....	2	.....	.....	.....	.....	.....
North Croydon	17	10	7	14.94	.....	2	7	.....	3	.....	3	2	.....	.....	.....	.....	.....	.....
Red Pass	11	7	4	8.33	.....	5	.....	.....	2	2	1	.....	1	.....	.....	.....	.....	.....
Tête Jaune South	23	8	15	15.45	.....	4	6	3	4	2	1	3	.....	.....	.....	.....	.....	.....
Valemount	24	10	14	22.55	.....	6	3	5	3	2	3	2	.....	.....	.....	.....	.....	.....
Sub-totals	193	98	95	172.16	.....	39	36	27	26	19	19	13	14	.....	.....	.....	.....	.....
Totals	424	219	205	379.39	.....	66	56	57	47	45	36	30	31	18	14	14	10	.....
District No. 59 (Peace River South)																		
Junior-Senior High—South Peace	587	263	324	441.52	.....	.....	.....	.....	.....	.....	.....	95	85	145	109	84	62	7
Elementary—																		
Arras	11	2	9	2.20	.....	1	1	3	2	1	1	1	1	.....	.....	.....	.....	.....
Coleman Creek	23	15	8	21.00	.....	5	2	3	4	3	2	3	1	.....	.....	.....	.....	.....
Cutbank Upper	11	7	4	10.81	.....	1	.....	1	3	1	2	2	1	.....	.....	.....	.....	.....
Dawson Creek	844	444	400	656.27	111	156	127	134	100	113	103	.....	.....	.....	.....	.....	.....	.....
Dawson South	11	7	4	9.94	.....	.....	1	.....	4	2	4	.....	.....	.....	.....	.....	.....	.....
Devereaux	30	19	11	25.50	.....	6	5	4	7	2	2	3	1	.....	.....	.....	.....	.....
Doe River	72	35	37	61.07	.....	8	13	6	7	10	10	9	8	.....	1	.....	.....	.....
East Pine	23	6	17	24.13	.....	6	5	1	5	2	1	3	.....	.....	.....	.....	.....	.....
Groundbirch	10	7	3	6.95	.....	.....	1	2	2	.....	.....	1	3	.....	1	.....	.....	.....
Hays	17	5	12	15.83	.....	1	2	1	4	2	4	3	.....	.....	.....	.....	.....	.....
Kelly Lake	47	21	26	42.55	.....	10	11	13	8	5	.....	.....	.....	.....	.....	.....	.....	.....
Little Prairie	21	12	9	16.59	.....	7	7	5	1	.....	.....	1	.....	.....	.....	.....	.....	.....
McLeod	6	3	3	11.54	.....	.....	2	.....	2	.....	.....	1	1	.....	.....	.....	.....	.....
Moberly Lake	30	15	15	27.33	.....	9	13	6	2	.....	.....	.....	.....	.....	.....	.....	.....	.....
Pouce Coupe	71	31	40	63.46	.....	9	9	14	8	10	10	11	.....	.....	.....	.....	.....	.....
Pouce Coupe East	14	6	8	10.86	.....	2	.....	3	3	3	1	.....	2	.....	.....	.....	.....	.....
Progress	20	9	11	15.51	.....	4	4	2	3	1	2	2	.....	2	.....	.....	.....	.....
Rolla North	14	9	5	13.06	.....	3	1	3	2	3	2	.....	.....	.....	.....	.....	.....	.....
Rolla	38	22	16	34.73	.....	6	7	5	8	3	9	.....	.....	.....	.....	.....	.....	.....
Sunnybrook	10	3	7	8.80	.....	.....	2	.....	2	2	1	3	.....	.....	.....	.....	.....	.....
Sunrise Valley	14	9	5	12.40	.....	.....	1	4	.....	3	5	.....	1	.....	.....	.....	.....	.....
Sunset Prairie	15	8	7	12.42	.....	4	1	1	2	2	3	.....	1	1	.....	.....	.....	.....
Swan Lake North	19	9	10	15.40	.....	3	3	1	3	2	2	.....	5	.....	.....	.....	.....	.....
Swan Lake South	27	15	12	24.67	.....	4	6	4	3	5	1	1	3	.....	.....	.....	.....	.....
Tomslake	32	13	19	29.31	.....	2	6	6	3	4	5	5	1	.....	.....	.....	.....	.....
Tuscolla Mountain	8	2	6	6.81	.....	2	.....	1	.....	1	.....	.....	4	.....	.....	.....	.....	.....
Willow Brook	19	10	9	12.11	.....	7	2	1	2	4	2	1	.....	.....	.....	.....	.....	.....
Willow Valley	10	5	5	7.60	.....	1	2	2	1	.....	1	1	2	.....	.....	.....	.....	.....
District employed	107	62	45	.....	.....	19	27	12	11	9	14	11	4	.....	.....	.....	.....	.....
Sub-totals	1,574	811	763	1,198.85	111	276	261	238	202	193	187	62	39	3	2	.....	.....	.....
Totals	2,161	1,074	1,087	1,640.37	111	276	261	238	202	193	187	157	124	148	111	84	62	7
District No. 60 (Peace River North)																		
Elementary-Senior High—Fort St. John	501	232	269	430.06	.....	75	49	36	45	36	37	59	35	50	33	23	23	.....
Elementary—																		
Baldonnel	11	5	6	10.78	.....	1	2	3	3	2	.....	.....	.....	.....	.....	.....	.....	.....
Cecil Lake	17	12	5	16.09	.....	3	1	2	3	3	3	2	.....	.....	.....	.....	.....	.....
Charlie Lake	27	17	10	18.02	.....	5	8	7	6	1	.....	.....	.....	.....	.....	.....	.....	.....
Chmelyk	9	4	5	6.40	.....	1	.....	2	1	1	1	.....	3	.....	.....	.....	.....	.....

SUMMARY OF ENROLMENT AND AVERAGE DAILY ATTENDANCE—*Continued*

District, Type, and School	Pupils Enrolled			Average Daily Attendance	Kinder-garten	Grade I	Grade II	Grade III	Grade IV	Grade V	Grade VI	Grade VII	Grade VIII	Grade IX	Grade X	Grade XI	Grade XII	Grade XIII
	Total	Boys	Girls															
District No. 60 (Peace River North)—Continued																		
Elementary—*Continued*																		
Clayhurst	20	10	10	17.72	.....	9	1	3	2	1	.....	2	2	.....	.....	.....	.....	.....
Hudson Hope	12	4	8	8.33	.....	2	2	2	1	1	4	.....	.....	.....	.....	.....	.....	.....
Camp 101	32	14	18	22.70	.....	3	8	5	5	4	3	.....	4	.....	.....	.....	.....	.....
Montney	44	28	16	34.79	.....	5	5	6	8	.....	9	3	7	1	.....	.....	.....	.....
Pine North	31	21	10	27.55	.....	2	3	2	4	3	5	6	6	.....	.....	.....	.....	.....
Pine, Upper	30	17	13	27.12	.....	8	4	5	4	2	6	.....	1	.....	.....	.....	.....	.....
Pine View	10	6	4	8.33	.....	3	.....	1	1	2	1	1	1	.....	.....	.....	.....	.....
Rose Prairie	22	13	9	18.60	.....	2	3	4	2	3	2	4	2	.....	.....	.....	.....	.....
Sunrise	23	11	12	18.75	.....	4	.....	5	5	2	3	1	3	.....	.....	.....	.....	.....
Taylor Flats	13	3	10	13.87	.....	2	.....	3	3	2	.....	2	.....	1	.....	.....	.....	.....
Transpine	33	17	16	29.48	.....	3	7	3	5	3	6	3	3	.....	.....	.....	.....	.....
Sub-totals	334	182	152	278.53	.....	53	44	53	53	30	43	24	32	2	.....	.....	.....	.....
Totals	835	414	421	708.59	.....	128	93	89	98	66	80	83	67	52	33	23	23	.....
District No. 61 (Greater Victoria)																		
Senior High—																		
Esquimalt	266	125	141	227.48	.....	.....	.....	.....	.....	.....	.....	.....	.....	100	83	52	31	.....
Mount Douglas	138	69	69	127.40	.....	.....	.....	.....	.....	.....	.....	.....	.....	47	41	30	20	.....
Mount View	398	204	194	344.74	.....	.....	.....	.....	.....	.....	.....	.....	.....	114	121	96	67	.....
Oak Bay	424	213	211	398.44	.....	.....	.....	.....	.....	.....	.....	.....	.....	125	118	103	78	.....
Victoria	1,028	485	543	956.23	.....	.....	.....	.....	.....	.....	.....	.....	.....	139	388	266	235	.....
Sub-totals	2,254	1,096	1,158	2,054.29	.....	.....	.....	.....	.....	.....	.....	.....	.....	525	751	547	431	.....
Junior High—																		
Central	517	281	236	462.27	.....	.....	.....	.....	.....	.....	.....	204	193	120	.....	.....	.....	.....
Oak Bay	275	151	124	252.46	.....	.....	.....	.....	.....	.....	.....	147	128	.....	.....	.....	.....	.....
S. J. Willis	722	343	379	658.42	.....	.....	.....	.....	.....	.....	.....	260	252	210	.....	.....	.....	.....
Sub-totals	1,514	775	739	1,373.15	.....	.....	.....	.....	.....	.....	.....	611	573	330	.....	.....	.....	.....
Elementary—																		
Bank Street	148	78	70	136.05	.....	57	52	39	.....	.....	.....	.....	.....	.....	.....	.....	.....	.....
Beacon Hill	148	92	56	133.75	.....	40	38	36	34	.....	.....	.....	.....	.....	.....	.....	.....	.....
Burnside	221	116	105	221.25	.....	43	38	43	31	34	32	.....	.....	.....	.....	.....	.....	.....
Cedar Hill	213	117	96	198.25	.....	37	35	41	35	32	33	.....	.....	.....	.....	.....	.....	.....
Cloverdale	364	174	190	329.14	.....	80	58	64	61	48	53	.....	.....	.....	.....	.....	.....	.....
Craigflower	203	105	98	196.62	.....	30	34	34	19	34	19	17	16	.....	.....	.....	.....	.....
Doncaster	422	220	202	395.34	.....	83	42	51	57	40	39	63	47	.....	.....	.....	.....	.....
Esquimalt	762	393	369	696.19	.....	124	94	100	108	97	83	78	78	.....	.....	.....	.....	.....
Frank Hobbs	119	59	60	104.72	.....	22	11	18	17	14	15	9	13	.....	.....	.....	.....	.....
George Jay	704	369	335	599.22	97	150	99	90	102	83	83	.....	.....	.....	.....	.....	.....	.....
Gordon Head	112	67	45	101.40	.....	20	16	19	14	15	12	8	8	.....	.....	.....	.....	.....

Kingston Street	234	137	97	196.65	63	62	57	52	.....	.....	.....	.....	.....	.....	.....	.....	.....	.....
Margaret Jenkins	504	270	234	412.01	95	75	55	70	95	64	50	.....	.....	.....	.....	.....	.....	.....
McKenzie Avenue	316	167	149	296.80	.....	44	48	52	44	30	28	35	35	.....	.....	.....	.....	.....
Monterey Avenue	386	202	184	352.30	.....	72	43	84	69	47	71	.....	.....	.....	.....	.....	.....	.....
North Ward	335	181	154	292.12	65	43	24	26	64	56	57	.....	.....	.....	.....	.....	.....	.....
Oaklands	842	437	405	724.64	135	149	105	107	129	112	105	.....	.....	.....	.....	.....	.....	.....
Quadra	373	185	188	348.79	.....	82	53	73	67	56	42	.....	.....	.....	.....	.....	.....	.....
Quadra Primary	128	72	56	120.01	.....	32	49	47	.....	.....	.....	.....	.....	.....	.....	.....	.....	.....
Sir James Douglas	607	303	304	518.43	106	77	90	85	92	78	79	.....	.....	.....	.....	.....	.....	.....
South Park	288	135	153	260.65	.....	.....	.....	.....	50	68	68	62	40	.....	.....	.....	.....	.....
Strawberry Vale	138	81	57	128.72	.....	31	17	12	28	16	17	17	.....	.....	.....	.....	.....	.....
Tillicum	420	214	206	391.68	.....	62	55	63	63	61	38	42	36	.....	.....	.....	.....	.....
Tolmie	416	209	207	391.20	.....	73	53	49	73	48	47	39	34	.....	.....	.....	.....	.....
Victoria West	473	236	237	375.39	122	63	56	56	47	38	31	26	34	.....	.....	.....	.....	.....
View Royal	223	113	110	212.15	.....	43	29	24	28	33	25	27	14	.....	.....	.....	.....	.....
Willows	708	350	358	573.55	120	94	101	112	98	114	69	.....	.....	.....	.....	.....	.....	.....
Sub-totals	9,807	5,082	4,725	8,707.02	803	1688	1352	447	1425	1218	1096	423	355	.....	.....	.....	.....	.....
Totals	13,575	6,953	6,622	12,134.46	803	1688	1352	447	1425	1218	1096	1034	928	855	751	547	431	.....
District No. 62 (Sooke)																		
Junior-Senior High—																		
Belmont	229	120	109	210.17	.....	.....	.....	.....	.....	.....	.....	57	46	46	42	25	13	.....
Milnes Landing	124	63	61	113.28	.....	.....	.....	.....	.....	.....	.....	30	29	18	20	15	12	.....
Sub-totals	353	183	170	323.45	.....	.....	.....	.....	.....	.....	.....	87	75	64	62	40	25	.....
Elementary—																		
Bear Creek	11	6	5	10.74	.....	.....	4	2	2	1	.....	1	1	.....	.....	.....	.....	.....
Colwood	115	63	52	114.70	.....	33	13	21	13	23	12	.....	.....	.....	.....	.....	.....	.....
Happy Valley	118	62	56	108.55	.....	32	19	14	19	13	21	.....	.....	.....	.....	.....	.....	.....
Harris Creek	12	6	6	12.91	.....	2	.....	2	2	3	.....	.....	2	1	.....	.....	.....	.....
Jordan River	22	10	12	24.24	.....	4	5	2	4	3	4	.....	.....	.....	.....	.....	.....	.....
Langford	266	154	112	238.72	.....	50	47	32	50	49	38	.....	.....	.....	.....	.....	.....	.....
Leechtown	22	10	12	20.22	.....	2	5	1	3	5	3	3	.....	.....	.....	.....	.....	.....
Metchosin	61	31	30	53.59	.....	11	9	14	7	12	8	.....	.....	.....	.....	.....	.....	.....
Muir Creek	14	6	8	14.08	.....	4	3	.....	1	5	1	.....	.....	.....	.....	.....	.....	.....
Port Renfrew	44	27	17	40.35	.....	6	5	8	6	6	3	3	4	3	.....	.....	.....	.....
Sooke	221	113	108	209.16	.....	31	45	42	32	35	36	.....	.....	.....	.....	.....	.....	.....
Sub-totals	906	488	418	847.26	.....	175	155	138	139	155	126	7	7	4	.....	.....	.....	.....
Totals	1,259	671	588	1,170.71	.....	175	155	138	139	155	126	94	82	68	62	40	25	.....
District No. 63 (Saanich)																		
Junior-Senior High—																		
Mount Newton	90	38	52	82.97	.....	.....	.....	.....	.....	.....	.....	41	25	24	.....	.....	.....	.....
Royal Oak	236	110	126	202.67	.....	.....	.....	.....	.....	.....	.....	52	43	42	41	42	16	.....
Saanich North	220	115	105	187.74	.....	.....	.....	.....	.....	.....	.....	53	45	25	34	34	29	.....
Sub-totals	546	263	283	473.38	.....	.....	.....	.....	.....	.....	.....	146	113	91	75	76	45	.....
Elementary—																		
Cordova Bay	166	87	79	148.79	.....	28	30	35	27	24	22	.....	.....	.....	.....	.....	.....	.....
Deep Cove	54	31	23	52.25	.....	7	13	8	9	7	10	.....	.....	.....	.....	.....	.....	.....
James Island	40	23	17	32.60	.....	5	8	7	7	3	4	4	2	.....	.....	.....	.....	.....

SUMMARY OF ENROLMENT AND AVERAGE DAILY ATTENDANCE—*Continued*

District, Type, and School	Pupils Enrolled			Average Daily Attendance	Kinder-garten	Grade I	Grade II	Grade III	Grade IV	Grade V	Grade VI	Grade VII	Grade VIII	Grade IX	Grade X	Grade XI	Grade XII	Grade XIII
	Total	Boys	Girls															
District No. 63 (Saanich)—Continued																		
Elementary—*Continued*																		
Keating	87	51	36	77.94	.....	16	14	12	15	13	17	.....	.....	.....	.....	.....	.....	.....
McTavish Road	24	11	13	20.83	.....	10	9	5	.....	.....	.....	.....	.....	.....	.....	.....	.....	.....
Patricia Bay	60	39	21	70.98	.....	5	10	7	11	19	8	.....	.....	.....	.....	.....	.....	.....
Prospect Lake	57	30	27	50.70	.....	12	7	11	10	9	8	.....	.....	.....	.....	.....	.....	.....
Royal Oak	148	78	70	128.23	.....	27	29	29	21	23	19	.....	.....	.....	.....	.....	.....	.....
Brentwood	144	75	69	130.67	.....	30	25	22	21	29	17	.....	.....	.....	.....	.....	.....	.....
Saanichton	64	38	26	57.70	.....	5	10	11	10	13	15	.....	.....	.....	.....	.....	.....	.....
Sansbury	26	18	8	22.82	.....	8	8	10	.....	.....	.....	.....	.....	.....	.....	.....	.....	.....
Sidney	212	119	93	199.25	.....	41	32	28	38	34	39	.....	.....	.....	.....	.....	.....	.....
Sub-totals	1,082	600	482	992.76	.....	194	195	185	169	174	159	4	2	.....	.....	.....	.....	.....
Totals	1,628	863	765	1,466.14	.....	194	195	185	169	174	159	150	115	91	75	76	45	.....
District No. 64 (Saltspring)																		
Elementary-Senior High—Saltspring	325	165	160	288.34	.....	32	33	14	35	34	29	29	28	28	27	25	11	.....
Elementary—																		
Galiano	29	15	14	32.44	.....	6	5	3	.....	6	4	3	2	.....	.....	.....	.....	.....
Galiano North	25	14	11	19.20	.....	6	3	5	.....	3	.....	2	6	.....	.....	.....	.....	.....
Mayne Island	23	14	9	17.95	.....	2	6	3	5	2	3	2	.....	.....	.....	.....	.....	.....
Pender Island	16	8	8	14.29	.....	2	2	2	1	1	2	4	2	.....	.....	.....	.....	.....
Saturna Island	8	3	5	7.94	.....	.....	.....	2	1	1	.....	2	2	.....	.....	.....	.....	.....
Sub-totals	101	54	47	91.82	.....	16	16	15	7	13	9	13	12	.....	.....	.....	.....	.....
Totals	426	219	207	380.16	.....	48	49	29	42	47	38	42	40	28	27	25	11	.....
District No. 65 (Cowichan)																		
Junior-Senior High—Cowichan	747	384	363	673.96	.....	.....	.....	.....	.....	.....	.....	198	168	127	99	95	60	.....
Elementary—																		
Bamberton	15	7	8	14.90	.....	2	2	2	4	2	3	.....	.....	.....	.....	.....	.....	.....
Bay View	27	14	13	27.01	.....	7	4	5	2	5	4	.....	.....	.....	.....	.....	.....	.....
Bench	47	21	26	42.17	.....	11	5	7	11	8	5	.....	.....	.....	.....	.....	.....	.....
Cobble Hill	29	9	20	26.22	.....	6	7	4	1	3	8	.....	.....	.....	.....	.....	.....	.....
Cowichan Station	50	30	20	45.32	.....	8	10	8	9	8	7	.....	.....	.....	.....	.....	.....	.....
Crofton	50	25	25	43.85	.....	13	8	7	8	4	10	.....	.....	.....	.....	.....	.....	.....
Duncan	613	332	281	585.86	.....	123	123	121	68	83	95	.....	.....	.....	.....	.....	.....	.....
Fairbridge	164	90	74	154.46	.....	8	8	8	38	49	53	.....	.....	.....	.....	.....	.....	.....
Glenora	26	15	11	26.37	.....	10	3	1	3	5	4	.....	.....	.....	.....	.....	.....	.....
Koksilah	24	7	17	22.97	.....	3	6	4	2	8	1	.....	.....	.....	.....	.....	.....	.....
Mill Bay	21	9	12	17.03	.....	7	6	.....	5	2	1	.....	.....	.....	.....	.....	.....	.....
Queen Alexandra Solarium	13	4	9	18.35	.....	1	4	1	4	2	1	.....	.....	.....	.....	.....	.....	.....
Sahtlam	28	19	9	24.71	.....	9	4	8	7	.....	.....	.....	.....	.....	.....	.....	.....	.....
Shawnigan Lake	72	39	33	68.86	.....	14	12	7	12	15	12	.....	.....	.....	.....	.....	.....	.....

Sylvania	17	9	8	15.44	.....	3	3	3	2	6	.....	.....	.....	.....	.....	.....	.....	.....
Westholme	29	14	15	25.00	.....	4	10	6	9	.....	.....	.....	.....	.....	.....	.....	.....	.....
Sub-totals	1,225	644	581	1,158.52	.....	229	215	192	185	200	204	.....	.....	.....	.....	.....	.....	.....
Totals	1,972	1,028	944	1,832.48	.....	229	215	192	185	200	204	198	168	127	99	95	60	.....
District No. 66 (Lake Cowichan)																		
Junior-Senior High—Lake Cowichan	377	178	199	339.26	.....	.....	.....	.....	.....	.....	.....	78	83	74	65	50	27	.....
Elementary—																		
Caycuse	57	31	26	53.25	.....	13	3	8	8	8	7	10	.....	.....	.....	.....	.....	.....
Gordon River	17	8	9	17.09	.....	2	4	1	5	1	4	.....	.....	.....	.....	.....	.....	.....
Lake Cowichan	506	257	249	442.02	80	83	61	72	66	83	61	.....	.....	.....	.....	.....	.....	.....
Mayo	23	10	13	18.84	.....	5	5	6	7	.....	.....	.....	.....	.....	.....	.....	.....	.....
Nitinat	20	8	12	19.18	.....	6	3	2	4	.....	4	1	.....	.....	.....	.....	.....	.....
Yount	178	88	90	157.71	26	23	25	31	30	24	19	.....	.....	.....	.....	.....	.....	.....
Sub-totals	801	402	399	708.09	106	132	101	120	120	116	95	11	.....	.....	.....	.....	.....	.....
Totals	1,178	580	598	1,047.35	106	132	101	120	120	116	95	89	83	74	65	50	27	.....
District No. 67 (Ladysmith)																		
Junior-Senior High—Ladysmith	355	142	213	325.57	.....	.....	.....	.....	.....	.....	.....	68	58	54	68	61	46	.....
Elementary-Junior High—Chemainus	395	208	187	358.19	.....	62	36	42	37	59	46	38	42	33	.....	.....	.....	.....
Elementary—																		
Diamond	43	25	18	39.35	.....	6	7	7	10	7	6	.....	.....	.....	.....	.....	.....	.....
Ladysmith	272	135	137	254.93	.....	56	59	40	42	38	37	.....	.....	.....	.....	.....	.....	.....
Mount Brenton	139	70	69	128.36	.....	36	28	17	25	14	19	.....	.....	.....	.....	.....	.....	.....
Oyster North	57	25	32	48.43	.....	8	12	7	10	14	6	.....	.....	.....	.....	.....	.....	.....
Thetis Island	16	7	9	12.84	.....	5	1	3	4	2	.....	.....	1	.....	.....	.....	.....	.....
Sub-totals	527	262	265	483.91	.....	111	107	74	91	75	68	.....	1	.....	.....	.....	.....	.....
Totals	1,277	612	665	1,167.67	.....	173	143	116	128	134	114	106	101	87	68	61	46	.....
District No. 68 (Nanaimo)																		
Senior High—John Shaw	481	188	293	423.20	.....	.....	.....	.....	.....	.....	.....	.....	.....	61	189	129	85	17
Junior High—John Shaw	761	410	351	699.26	.....	.....	.....	.....	.....	.....	.....	311	302	148	.....	.....	.....	.....
Elementary—																		
Bay View	275	150	125	253.47	.....	70	44	45	41	45	30	.....	.....	.....	.....	.....	.....	.....
Brechin	212	104	108	205.23	.....	40	32	43	34	28	35	.....	.....	.....	.....	.....	.....	.....
Cedar North	107	59	48	101.22	.....	20	21	21	15	15	15	.....	.....	.....	.....	.....	.....	.....
Chase River	42	19	23	40.53	.....	7	9	10	5	6	5	.....	.....	.....	.....	.....	.....	.....
Departure Bay	89	50	39	90.70	.....	16	17	8	16	20	12	.....	.....	.....	.....	.....	.....	.....
Extension	32	21	11	30.91	.....	7	8	5	3	7	2	.....	.....	.....	.....	.....	.....	.....
Fairview	92	52	40	89.29	.....	16	13	17	9	25	12	.....	.....	.....	.....	.....	.....	.....
Gabriola South	26	14	12	19.05	.....	7	5	5	.....	6	3	.....	.....	.....	.....	.....	.....	.....
Harewood	280	143	137	264.65	.....	55	55	44	50	31	45	.....	.....	.....	.....	.....	.....	.....
Lantzville	61	39	22	61.39	.....	11	11	11	6	11	11	.....	.....	.....	.....	.....	.....	.....
Mountain	45	29	16	43.19	.....	11	7	8	8	4	7	.....	.....	.....	.....	.....	.....	.....
Mount Benson	106	64	42	103.08	.....	24	21	19	11	19	12	.....	.....	.....	.....	.....	.....	.....
Northfield	85	41	44	81.99	.....	14	16	18	15	10	12	.....	.....	.....	.....	.....	.....	.....
Paulice Haarer	217	108	109	196.12	.....	38	37	38	34	35	35	.....	.....	.....	.....	.....	.....	.....
Princess Anne	197	114	83	183.35	.....	29	43	36	38	21	30	.....	.....	.....	.....	.....	.....	.....
Princess Royal	211	117	94	201.01	.....	40	37	38	37	32	27	.....	.....	.....	.....	.....	.....	.....

SUMMARY OF ENROLMENT AND AVERAGE DAILY ATTENDANCE—*Continued*

District, Type, and School	Pupils Enrolled			Average Daily Attendance	Kinder-garten	Grade I	Grade II	Grade III	Grade IV	Grade V	Grade VI	Grade VII	Grade VIII	Grade IX	Grade X	Grade XI	Grade XII	Grade XIII
	Total	Boys	Girls															
District No. 68 (Nanaimo)—Continued																		
Elementary—																		
Waterloo	59	31	28	52.02	.....	12	14	5	10	7	11	.....	.....	.....	.....	.....	.....	.....
Wellington South	47	21	26	39.37	.....	11	7	8	7	5	9	.....	.....	.....	.....	.....	.....	.....
Sub-totals	2,183	1,176	1,007	2,056.57	.....	428	397	379	339	327	313	.....	.....	.....	.....	.....	.....	.....
Totals	3,425	1,774	1,651	3,179.03	.....	428	397	379	339	327	313	311	302	209	189	129	85	17
District No. 69 (Qualicum)																		
Elementary-Senior High—																		
Parksville	328	161	167	312.39	.....	40	26	25	33	28	43	60	39	34	.....	.....	.....	.....
Qualicum Beach	327	172	155	303.87	.....	22	15	15	12	21	22	46	44	35	48	25	22	.....
Sub-totals	655	333	322	616.26	.....	62	41	40	45	49	65	106	83	69	48	25	22	.....
Elementary—																		
Bowser	19	10	9	19.52	.....	5	5	3	6	.....	.....	.....	.....	.....	.....	.....	.....	.....
Errington	45	19	26	42.12	.....	7	6	7	9	11	5	.....	.....	.....	.....	.....	.....	.....
French Creek	67	30	37	59.51	.....	10	14	10	.....	17	16	.....	.....	.....	.....	.....	.....	.....
Hillier	32	13	19	31.00	.....	10	3	3	16	.....	.....	.....	.....	.....	.....	.....	.....	.....
Little Qualicum	51	24	27	46.05	.....	7	10	14	7	13	.....	.....	.....	.....	.....	.....	.....	.....
Nanoose	73	36	37	65.92	.....	14	20	13	15	11	.....	.....	.....	.....	.....	.....	.....	.....
Sub-totals	287	132	155	264.12	.....	53	58	50	53	52	21	.....	.....	.....	.....	.....	.....	.....
Totals	942	465	477	880.38	.....	115	99	90	98	101	86	106	83	69	48	25	22	.....
District No. 70 (Alberni)																		
Junior-Senior High—Alberni District	981	474	507	900.27	.....	.....	.....	.....	.....	.....	.....	273	191	209	146	105	57	.....
Elementary—																		
Alberni	618	328	290	568.07	.....	138	100	105	90	121	64	.....	.....	.....	.....	.....	.....	.....
Beaver Creek	89	47	42	88.97	.....	20	13	20	14	11	11	.....	.....	.....	.....	.....	.....	.....
Cherry Creek	33	22	11	30.31	.....	20	13	.....	.....	.....	.....	.....	.....	.....	.....	.....	.....	.....
Eighth Avenue	560	289	271	499.79	.....	98	102	88	94	94	84	.....	.....	.....	.....	.....	.....	.....
Franklin River	36	15	21	33.36	.....	6	3	9	5	7	3	3	.....	.....	.....	.....	.....	.....
Gill	319	178	141	292.98	.....	66	37	67	41	63	45	.....	.....	.....	.....	.....	.....	.....
Great Central	28	14	14	35.11	.....	7	6	4	4	3	4	.....	.....	.....	.....	.....	.....	.....
Redford	203	102	101	195.59	.....	46	31	31	34	29	32	.....	.....	.....	.....	.....	.....	.....
Sub-totals	1,886	995	891	1,744.18	.....	401	305	324	282	328	243	3	.....	.....	.....	.....	.....	.....
Totals	2,867	1,469	1,398	2,644.45	.....	401	305	324	282	328	243	276	191	209	146	105	57	.....
District No. 71 (Courtenay)																		
Senior High—Courtenay	270	126	144	242.88	.....	.....	.....	.....	.....	.....	.....	.....	.....	101	68	55	27	19
Junior-Senior High—Cumberland	195	95	100	182.34	.....	.....	.....	.....	.....	.....	.....	52	53	32	30	16	12	.....
Elementary-Senior High—Tsolum	335	158	177	310.25	.....	23	22	25	23	24	45	41	41	31	26	16	18	.....

Elementary—																		
Bevan	76	35	41	70.81	.....	16	15	15	11	13	6	.....	.....	.....	.....	.....	.....	.....
Black Creek	48	31	17	46.09	.....	12	11	8	8	9	.....	.....	.....	.....	.....	.....	.....	.....
Comox	316	162	154	291.31	.....	48	51	45	36	37	37	27	35	.....	.....	.....	.....	.....
Courtenay	585	282	303	549.05	.....	79	77	82	63	67	79	83	55	.....	.....	.....	.....	.....
Cumberland	341	179	162	312.67	52	54	30	58	42	58	47	.....	.....	.....	.....	.....	.....	.....
Denman Island	30	16	14	28.17	.....	4	7	2	3	8	2	2	2	.....	.....	.....	.....	.....
Dove Creek	10	5	5	10.15	.....	2	3	2	3	.....	.....	.....	.....	.....	.....	.....	.....	.....
Fanny Bay	49	32	17	44.13	.....	11	5	8	9	5	11	.....	.....	.....	.....	.....	.....	.....
Headquarters	24	13	11	23.42	.....	7	11	6	.....	.....	.....	.....	.....	.....	.....	.....	.....	.....
Hornby Island	15	9	6	14.38	.....	.....	4	.....	2	.....	1	6	2	.....	.....	.....	.....	.....
Lewis Park	58	31	27	35.99	.....	18	15	11	5	6	3	.....	.....	.....	.....	.....	.....	.....
Minto	54	28	26	52.09	.....	6	8	3	23	8	6	.....	.....	.....	.....	.....	.....	.....
Royston	27	14	13	22.61	.....	4	15	8	.....	.....	.....	.....	.....	.....	.....	.....	.....	.....
Sandwick	19	10	9	17.69	.....	6	5	2	6	.....	.....	.....	.....	.....	.....	.....	.....	.....
Union Bay	116	70	46	112.54	.....	14	9	25	11	14	12	10	21	.....	.....	.....	.....	.....
Sub-totals	1,768	917	851	1,631.10	52	281	266	275	222	225	204	128	115	.....	.....	.....	.....	.....
Totals	2,568	1,296	1,272	2,366.57	52	304	288	300	245	249	249	221	209	164	124	87	57	19
District No. 72 (Campbell River)																		
Superior—Mansons Landing	61	31	30	55.95	.....	4	5	5	5	7	4	6	7	6	4	7	1	.....
Elementary-Senior High—Campbell River	1,005	533	472	914.33	.....	131	99	109	118	95	105	81	84	71	42	43	27	.....
Elementary—																		
Bendickson	16	8	8	15.65	.....	4	.....	2	1	6	3	.....	.....	.....	.....	.....	.....	.....
Boughey Bay	8	2	6	7.76	.....	2	1	1	.....	.....	1	1	2	.....	.....	.....	.....	.....
Campbell Falls	27	15	12	26.94	.....	2	5	3	5	.....	3	6	3	.....	.....	.....	.....	.....
Granite Bay	12	5	7	10.37	.....	.....	2	2	2	3	.....	1	2	.....	.....	.....	.....	.....
Hayden Bay	7	6	1	6.55	.....	1	.....	.....	1	.....	3	.....	2	.....	.....	.....	.....	.....
Owen Bay	9	3	6	8.21	.....	1	1	1	2	2	1	.....	1	.....	.....	.....	.....	.....
Port Neville	9	4	5	8.90	.....	1	2	1	.....	.....	2	1	1	1	.....	.....	.....	.....
Port Neville Camp 1	8	4	4	8.34	.....	4	2	1	.....	1	.....	.....	.....	.....	.....	.....	.....	.....
Quadra Island	112	61	51	100.28	.....	10	18	7	14	23	15	15	10	.....	.....	.....	.....	.....
Ramsay Arm	11	4	7	9.46	.....	3	1	2	1	1	2	.....	.....	1	.....	.....	.....	.....
Redonda Bay	20	12	8	20.82	.....	3	1	3	3	5	2	3	.....	.....	.....	.....	.....	.....
Refuge Cove	11	6	5	10.63	.....	1	1	.....	2	4	1	1	1	.....	.....	.....	.....	.....
Rock Bay	6	3	3	10.35	.....	.....	2	.....	2	1	1	.....	.....	.....	.....	.....	.....	.....
Salmon River	12	7	5	8.29	.....	3	1	1	3	1	.....	1	2	.....	.....	.....	.....	.....
Sayward	91	51	40	84.51	.....	12	15	8	12	17	12	10	3	1	1	.....	.....	.....
Squirrel Cove	16	7	9	12.94	.....	2	2	3	1	1	4	2	1	.....	.....	.....	.....	.....
Stuart Island	15	6	9	12.96	.....	3	2	4	1	1	3	.....	1	.....	.....	.....	.....	.....
Surge Narrows	18	9	9	20.05	.....	3	1	4	1	1	3	1	4	.....	.....	.....	.....	.....
Whaletown	14	8	6	13.06	.....	2	3	2	5	1	1	.....	.....	.....	.....	.....	.....	.....
Sub-totals	422	221	201	396.07	.....	57	60	45	56	68	57	42	33	3	1	.....	.....	.....
Totals	1,488	785	703	1,366.35	.....	192	164	159	179	170	166	129	124	80	47	50	28	.....
District No. 73 (Alert Bay)																		
Superior—																		
Malcolm Island	96	53	43	85.21	.....	13	7	11	12	12	7	10	5	8	6	5	.....	.....
Port McNeill	67	37	30	67.52	.....	9	8	6	7	4	9	2	7	5	5	4	1	.....
Sub-totals	163	90	73	152.73	.....	22	15	17	19	16	16	12	12	13	11	9	1	.....

SUMMARY OF ENROLMENT AND AVERAGE DAILY ATTENDANCE—*Continued*

District, Type, and School	Pupils Enrolled			Average Daily Attendance	Kinder-garten	Grade I	Grade II	Grade III	Grade IV	Grade V	Grade VI	Grade VII	Grade VIII	Grade IX	Grade X	Grade XI	Grade XII	Grade XIII
	Total	Boys	Girls															
District No. 73 (Alert Bay)—Continued																		
Elementary-Senior High—Alert Bay	131	61	70	124.35	.....	11	16	19	11	12	11	13	10	14	14	.....	.....	.....
Elementary—																		
Anutz Lake	11	6	5	10.82	.....	2	2	3	2	1	1	.....	.....	.....	.....	.....	.....	.....
Beaver Cove	21	10	11	16.89	.....	4	2	3	5	1	1	3	2	.....	.....	.....	.....	.....
Englewood	10	6	4	9.80	.....	2	2	.....	1	3	.....	2	.....	.....	.....	.....	.....	.....
Minstrel Island	14	8	6	12.13	.....	.....	3	2	1	2	3	2	1	.....	.....	.....	.....	.....
Mitchell Bay	8	3	5	7.07	.....	.....	.....	.....	2	1	3	.....	2	.....	.....	.....	.....	.....
Nimpkish Lake	8	6	2	7.83	.....	1	1	1	3	1	1	.....	.....	.....	.....	.....	.....	.....
Telegraph Cove	7	2	5	7.90	.....	1	1	3	.....	.....	2	.....	.....	.....	.....	.....	.....	.....
Woss Lake	37	23	14	35.44	.....	4	3	2	.....	5	3	4	5	8	3	.....	.....	.....
Sub-totals	116	64	52	107.88	.....	14	14	14	14	14	14	11	10	8	3	.....	.....	.....
Totals	410	215	195	384.96	.....	47	45	50	44	42	41	36	32	35	28	9	1	.....
District No. 74 (Quatsino)																		
Elementary-Senior High—																		
Port Alice	132	72	60	123.60	.....	19	13	15	15	16	8	17	8	8	6	7	.....	.....
Port Hardy	111	60	51	95.77	.....	24	14	10	10	7	10	9	8	8	4	6	1	.....
Sub-totals	243	132	111	219.37	.....	43	27	25	25	23	18	26	16	16	10	13	1	.....
Elementary—																		
Coal Harbour	19	6	13	14.28	.....	3	1	3	3	1	1	4	3	.....	.....	.....	.....	.....
Holberg	22	9	13	32.50	.....	4	3	2	6	1	3	3	.....	.....	.....	.....	.....	.....
Jeune Landing	13	5	8	13.14	.....	2	3	2	1	1	1	2	1	.....	.....	.....	.....	.....
Quatsino	22	14	8	16.32	.....	5	4	5	2	.....	1	1	3	1	.....	.....	.....	.....
Winter Harbour	22	16	6	9.29	1	2	5	3	2	2	2	1	2	1	.....	1	.....	.....
Sub-totals	98	50	48	85.53	1	16	16	15	14	5	8	11	9	2	.....	1	.....	.....
Totals	341	182	159	304.90	1	59	43	40	39	28	26	37	25	18	10	14	1	.....
District No. 75 (Mission)																		
Junior-Senior High—Mission	728	349	379	665.89	.....	.....	.....	.....	.....	.....	.....	166	155	135	123	80	69	.....
Elementary—																		
Cedar Valley	68	41	27	64.96	.....	32	23	13	.....	.....	.....	.....	.....	.....	.....	.....	.....	.....
Deroche	58	32	26	51.79	.....	11	11	9	15	6	6	.....	.....	.....	.....	.....	.....	.....
Dewdney	137	76	61	128.04	.....	19	17	13	27	29	32	.....	.....	.....	.....	.....	.....	.....
Edwin S. Richards	174	95	79	165.19	.....	18	9	17	40	44	46	.....	.....	.....	.....	.....	.....	.....
Ferndale	23	10	13	20.15	.....	9	7	7	.....	.....	.....	.....	.....	.....	.....	.....	.....	.....
Hatzic	80	48	32	70.06	.....	15	19	17	11	18	.....	.....	.....	.....	.....	.....	.....	.....
Hatzic Prairie	22	10	12	19.30	.....	9	6	7	.....	.....	.....	.....	.....	.....	.....	.....	.....	.....
McConnell Creek	16	9	7	14.93	.....	5	4	2	5	.....	.....	.....	.....	.....	.....	.....	.....	.....
Mission Central	453	226	227	424.63	.....	84	70	70	72	79	78	.....	.....	.....	.....	.....	.....	.....
Nicomen Island	16	7	9	15.52	.....	4	4	3	5	.....	.....	.....	.....	.....	.....	.....	.....	.....
Silverdale	26	13	13	22.94	.....	12	5	9	.....	.....	.....	.....	.....	.....	.....	.....	.....	.....

Silverhill	31	17	14	28.78	.....	.....	.....	.....	22	9	.....	.....	.....	.....	.....	.....	.....	.....
Stave Falls	20	8	12	18.80	.....	10	5	5	.....	.....	.....	.....	.....	.....	.....	.....	.....	.....
Stave Gardens	28	14	14	26.13	.....	.....	.....	.....	7	15	6	.....	.....	.....	.....	.....	.....	.....
Steelhead	14	6	8	13.60	.....	2	5	3	4	.....	.....	.....	.....	.....	.....	.....	.....	.....
Sub-totals	1,166	612	554	1,084.82	.....	230	185	175	208	200	168	.....	.....	.....	.....	.....	.....	.....
Totals	1,894	961	933	1,750.71	.....	230	185	175	208	200	168	166	155	135	123	80	69	.....
District No. 76 (Agassiz)																		
Junior-Senior High—Agassiz	172	91	81	152.53	.....	.....	.....	.....	.....	.....	.....	35	38	34	36	16	13	.....
Elementary—																		
Agassiz Central	219	110	109	207.64	.....	41	38	39	25	33	43	.....	.....	.....	.....	.....	.....	.....
Harrison Hot Springs	39	22	17	34.87	.....	10	9	8	12	.....	.....	.....	.....	.....	.....	.....	.....	.....
Harrison River	48	20	28	41.01	.....	10	10	7	12	3	6	.....	.....	.....	.....	.....	.....	.....
Sub-totals	306	152	154	283.52	.....	61	57	54	49	36	49	.....	.....	.....	.....	.....	.....	.....
Totals	478	243	235	436.05	.....	61	57	54	49	36	49	35	38	34	36	16	13	.....
District No. 77 (Summerland)																		
Junior-Senior High—Summerland	322	152	170	291.24	.....	.....	.....	.....	.....	.....	.....	80	61	62	41	55	23	.....
Elementary—MacDonald	486	250	236	448.95	.....	95	61	78	88	88	76	.....	.....	.....	.....	.....	.....	.....
Totals	808	402	406	740.19	.....	95	61	78	88	88	76	80	61	62	41	55	23	.....
District No. 78 (Enderby)																		
Elementary-Senior High—Enderby	394	198	196	352.99	.....	38	28	31	27	33	33	42	43	43	43	18	15	.....
Elementary—																		
Ashton Creek	29	17	12	34.27	.....	2	5	5	4	7	.....	4	2	.....	.....	.....	.....	.....
Grandview Bench	19	11	8	19.10	.....	2	2	4	.....	2	6	1	2	.....	.....	.....	.....	.....
Grindrod	45	24	21	42.53	.....	9	8	5	8	10	5	.....	.....	.....	.....	.....	.....	.....
Kingfisher	22	16	6	17.39	.....	3	2	1	2	4	8	.....	2	.....	.....	.....	.....	.....
Mara	47	28	19	46.02	.....	8	6	4	6	7	8	4	4	.....	.....	.....	.....	.....
Trinity Creek	19	8	11	18.21	.....	2	3	3	.....	5	3	2	1	.....	.....	.....	.....	.....
Sub-totals	181	104	77	177.52	.....	26	26	22	20	35	30	11	11	.....	.....	.....	.....	.....
Totals	575	302	273	530.51	.....	64	64	53	47	68	63	53	54	43	43	18	15	.....
District No. 79 (Ucluelet-Tofino)																		
Elementary-Senior High—Ucluelet	134	76	58	122.57	.....	20	12	19	17	18	11	6	10	10	4	7	.....	.....
Superior—Tofino	49	30	19	43.60	.....	11	10	5	2	6	2	4	3	3	3	.....	.....	.....
Elementary—																		
Ucluelet East	10	3	7	10.05	.....	.....	2	5	1	1	.....	.....	.....	1	.....	.....	.....	.....
Kildonan	11	9	2	7.19	.....	3	1	1	1	1	2	2	.....	.....	.....	.....	.....	.....
Sub-totals	21	12	9	17.24	.....	3	3	6	2	2	2	2	.....	1	.....	.....	.....	.....
Totals	204	118	86	183.41	.....	34	25	30	21	26	15	12	13	14	7	.....	.....	.....
Unattached Districts																		
Superior—Bamfield (Eric Godson Memorial)	63	36	27	58.35	.....	6	9	12	8	5	5	3	3	3	7	2	.....	.....
Elementary-Senior High—University Hill	340	158	182	319.48	.....	46	34	39	34	39	30	23	20	20	20	17	18	.....
Elementary—																		
Atlin	28	13	15	20.81	.....	1	7	3	4	7	3	2	1	.....	.....	.....	.....	.....
Belmont Park (John Stubbs Memorial)	522	278	244	404.22	127	121	70	49	52	46	21	24	12	.....	.....	.....	.....	.....
Butedale	17	13	4	14.48	.....	9	3	1	.....	2	2	.....	.....	.....	.....	.....	.....	.....

SUMMARY OF ENROLMENT AND AVERAGE DAILY ATTENDANCE—*Continued*

District, Type, and School	Pupils Enrolled			Average Daily Attendance	Kinder-garten	Grade I	Grade II	Grade III	Grade IV	Grade V	Grade VI	Grade VII	Grade VIII	Grade IX	Grade X	Grade XI	Grade XII	Grade XIII
	Total	Boys	Girls															
Unattached Districts—Continued																		
Elementary—*Continued*																		
Camp Mile 163	10	5	5	10.59	.....	1	3	.....	1	2	2	1	.....	.....	.....	.....	.....	.....
Camp Mile 300	80	44	36	62.55	.....	20	9	10	9	5	7	8	7	5	.....	.....	.....	.....
Camp Mile 456	15	7	8	15.40	.....	2	3	4	2	.....	1	2	1	.....	.....	.....	.....	.....
Chezacut	14	8	6	12.74	.....	.....	5	4	2	3	.....	.....	.....	.....	.....	.....	.....	.....
Esperanza	19	6	13	10.80	.....	5	1	2	2	2	3	1	3	.....	.....	.....	.....	.....
Fort Nelson	33	14	19	29.93	.....	12	4	4	4	3	3	.....	3	.....	.....	.....	.....	.....
Fort Nelson Airport	54	27	27	41.00	.....	13	6	7	7	10	7	.....	4	.....	.....	.....	.....	.....
Kyuquot	16	9	7	14.58	.....	6	2	4	.....	1	.....	3	.....	.....	.....	.....	.....	.....
Lower Post	36	17	19	25.56	.....	8	5	8	4	5	2	.....	3	1	.....	.....	.....	.....
Sarita River	15	8	7	12.04	.....	1	3	.....	6	3	1	.....	.....	1	.....	.....	.....	.....
Sydney Inlet	16	10	6	8.78	.....	2	1	3	3	.....	4	.....	1	2	.....	.....	.....	.....
Tahsis River	64	34	30	58.74	.....	10	14	10	8	8	4	5	4	1	.....	.....	.....	.....
Tatlayoko	16	8	8	13.97	.....	2	6	2	1	.....	1	3	.....	.....	1	.....	.....	.....
Telegraph Creek	88	47	41	77.51	.....	13	11	10	17	7	13	7	5	3	2	.....	.....	.....
Tulsequah	17	11	6	12.59	.....	4	6	2	1	2	.....	.....	.....	2	.....	.....	.....	.....
Zeballos	31	15	16	31.49	.....	6	6	1	4	7	1	.....	5	1	.....	.....	.....	.....
Sub-totals	1,091	574	517	877.78	127	236	165	124	127	113	75	56	49	16	3	.....	.....	.....
Totals	1,494	768	726	1,255.61	127	288	208	175	169	157	110	82	72	39	30	19	18	.....

RECAPITULATION OF ENROLMENT BY SEX AND GRADES

Type of School	Net Enrolment	Boys	Girls	Primary or Kindergarten	Grade I	Grade II	Grade III	Grade IV	Grade V	Grade VI	Grade VII	Grade VIII	Grade IX	Grade X	Grade XI	Grade XII	Grade XIII	Average Daily Attendance
Senior high schools—																		
Boys	.....	7,027	.....	.....	.....	.....	.....	.....	.....	.....	.....	.....	1,120	2,450	1,750	1,400	307	.....
Girls	.....	.....	7,398	.....	.....	.....	.....	.....	.....	.....	.....	.....	1,144	2,587	2,034	1,490	143	.....
Totals	14,425	7,027	7,398	.....	.....	.....	.....	.....	.....	.....	.....	.....	2,264	5,037	3,784	2,890	450	11,661.26
Junior-senior high schools—																		
Boys	.....	14,476	.....	.....	.....	.....	.....	.....	.....	.....	3,371	3,087	2,782	2,315	1,642	1,133	146	.....
Girls	.....	.....	14,994	.....	.....	.....	.....	.....	.....	.....	3,069	3,053	3,067	2,532	1,862	1,323	88	.....
Totals	29,470	14,476	14,994	.....	.....	.....	.....	.....	.....	.....	6,440	6,140	5,849	4,847	3,504	2,456	234	26,301.60
Junior high schools—																		
Boys	.....	6,509	.....	.....	.....	.....	.....	.....	.....	.....	2,399	2,229	1,881	.....	.....	.....	.....	.....
Girls	.....	.....	6,274	.....	.....	.....	.....	.....	.....	.....	2,313	2,168	1,793	.....	.....	.....	.....	.....
Totals	12,783	6,509	6,274	.....	.....	.....	.....	.....	.....	.....	4,712	4,397	3,674	.....	.....	.....	.....	11,728.70
Superior schools—																		
Boys	.....	1,002	.....	.....	132	104	134	116	129	97	89	77	71	41	10[1]	2[1]	.....	.....
Girls	.....	.....	925	.....	136	121	94	83	84	92	84	76	68	59	23[1]	5[1]	.....	.....
Totals	1,927	1,002	925	.....	268	225	228	199	213	189	173	153	139	100	33[1]	7[1]	.....	1,749.18
Elementary-senior high schools—																		
Boys	.....	6,429	.....	55	736	604	647	635	595	614	656	535	518	360	255	208	11	.....
Girls	.....	.....	6,196	80	679	570	549	587	551	551	572	510	540	436	345	218	8	.....
Totals	12,625	6,429	6,196	135	1,415	1,174	1,196	1,222	1,146	1,165	1,228	1,045	1,058	796	600	426	19	11,313.55
Elementary-junior high schools—																		
Boys	.....	1,928	.....	.....	221	199	185	203	207	225	259	212	217	.....	.....	.....	.....	.....
Girls	.....	.....	1,831	.....	200	166	170	185	205	264	234	214	193	.....	.....	.....	.....	.....
Totals	3,759	1,928	1,831	.....	421	365	355	388	412	489	493	426	410	.....	.....	.....	.....	3,476.21
Elementary schools—																		
Boys	.....	62,523	.....	890	11,830	9,944	9,825	9,314	8,830	8,119	2,019	1,605	80[2]	36[2]	19[2]	5[2]	7[2]	.....
Girls	.....	.....	57,778	809	10,730	8,897	8,986	8,885	8,452	7,676	1,801	1,400	86[2]	32[2]	11[2]	10[2]	3[2]	.....
Totals	120,301	62,523	57,778	1,699	22,560	18,841	18,811	18,199	17,282	15,795	3,820	3,005	166[2]	68[2]	30[2]	15[2]	10[2]	109,907.58
Grand totals—																		
Boys	.....	99,894	.....	945	12,919	10,851	10,791	10,268	9,761	9,055	8,793	7,745	6,669	5,202	3,676	2,748	471	.....
Girls	.....	.....	95,396	889	11,745	9,754	9,799	9,740	9,292	8,583	8,073	7,421	6,891	5,646	4,275	3,046	242	.....
Totals	195,290	99,894	95,396	1,834	24,664	20,605	20,590	20,008	19,053	17,638	16,866	15,166	13,560	10,848	7,951	5,794	713	176,138.08

[1] Ten superior schools show enrolment of pupils in grades higher than Grade X.
[2] Sixty elementary schools show enrolment of pupils in grades higher than Grade VIII.