DEPARTMENT OF HEALTH AND WELFARE

VITAL STATISTICS

OF THE PROVINCE OF BRITISH COLUMBIA

SEVENTY-SIXTH REPORT

FOR THE YEAR

1947

VICTORIA, B.C.:
Printed by DON MCDIARMID, Printer to the King's Most Excellent Majesty.
1949.

VICTORIA, B.C., May 16th, 1949.

To His Honour CHARLES A. BANKS,
Lieutenant-Governor of the Province of British Columbia.

MAY IT PLEASE YOUR HONOUR:

The undersigned has the honour to present the Report on Vital Statistics in the Province of British Columbia for the year 1947.

GEO. S. PEARSON,
Minister of Health and Welfare.

DEPARTMENT OF HEALTH AND WELFARE,
VICTORIA, B.C., May 16th, 1949.

The Honourable G. S. Pearson,
Minister of Health and Welfare, Victoria, B.C.

SIR,—I have the honour to submit the Seventy-sixth Report on Vital Statistics in the Province of British Columbia.

I have the honour to be,
Sir,
Your obedient servant,

G. F. AMYOT,
Deputy Minister of Health and
Provincial Health Officer.

DIVISION OF VITAL STATISTICS,
VICTORIA, B.C., May 16th, 1949.

G. F. Amyot, Esq., M.D., D.P.H.,
Deputy Minister of Health, Victoria, B.C.

SIR,—I have the honour to submit the Seventy-sixth Report on Vital Statistics in the Province of British Columbia for the year ended December 31st, 1947.

I have the honour to be,
Sir,
Your obedient servant,

J. D. B. SCOTT,
Director of Vital Statistics.

TABLE OF CONTENTS.

PAGE.

Introduction 11

PART I.

GENERAL STATISTICAL SUMMARY BY PLACE OF RESIDENCE.

General Summary 13
Table 1.—Estimated Total Population of British Columbia, by Sex and Age-groups, 1921–47 13
Table 2.—Estimated Population of Census Areas, Cities and District Municipalities, British Columbia, 1947 14
Table 3.—Crude Birth, Death, and Marriage Rates for British Columbia, 1911–47 15
Table 4.—Natural Increase 16
Table 5.—Illegitimate Births 17
Table 6.—Births and Deaths in Institutions 18
Mortality—Principal Causative Factors in British Columbia 18
Table 7.—Age and Sex Mortality:
(A) Including Indians 20
(B) Excluding Indians 20
Table 8.—Ten Leading Causes of Death in British Columbia:
(A) Including Indians 24
(B) Excluding Indians 25
Table 9.—Four Chief Causes of Death in the Different Age-groups:
(A) Including Indians 26
(B) Excluding Indians 27
Table 10.—Mortality from Notifiable Diseases 28
Table 11.—Infant Mortality 29
Table 12.—Neo-natal, Infant, and Maternal Mortality Rates 29
Table 13.—Maternal Mortality 31
Table 14.—Mortality from Tuberculosis 31
Table 15.—Mortality from Cancer 32
Table 16.—Special Classification of Accidental Deaths 33
Table 17.—Still-births 34
Table 18.—Marriages by Conjugal Condition of Contracting Parties 34
Table 19.—Marriages by Months, 1938–47 36

LIST OF GRAPHS AND MAP.

Graph A.—Crude Birth, Death, and Marriage Rates for British Columbia, 1911–47 16
Graph B.—Illegitimate Birth-rates in British Columbia, 1938–47 17
Graph C.—The First Ten Causes of Death (including Indians), British Columbia, 1938–47 22
Graph D.—The First Ten Causes of Death (excluding Indians), British Columbia, 1938–47 23
Graph E.—Infant and Maternal Mortality Rates, British Columbia, 1938–47 30
Graph F.—Marriages in British Columbia, 1938–47 35
Graph G.—Marriages by Months in British Columbia, 1943–47 36
Graph H.—Summary of Registrations of Births, Deaths, and Marriages in British Columbia, 1938–47 38
Graph I.—Adoptions in British Columbia, 1938–47 39
Graph J.—Divorces in British Columbia, 1938–47 40
Map 1.—Map of British Columbia, showing Statistical Publication Areas 12

PART II.

ADMINISTRATION AND DIVISIONAL ACTIVITIES.

PAGE.

Summary of Registration 37
Table 1.—Summary of Registration, 1938–47 37
Table 2.—Total Number of Registrations in British Columbia, distributed according to Statistical Areas 41
Summary of Registration among the Oriental Races 41
Summary of Registration among the Indians 41
Doukhobor Registration of Births 42
Table 3.—Doukhobor Births registered during 1947 and the Cumulative Total from 1937 to 1947 by Actual Year of Birth and Sex of Child 42
Table 4.—Doukhobor Births registered during 1947 and the Cumulative Total from 1937 to 1947 by Place of Birth 43
Table 5.—Doukhobor Births registered during 1947 and the Cumulative Total from 1937 to 1947 by Birthplace of Parents 44
Completeness of Registration 44
Registration of Births 45
Effect of Family Allowance 45
Registration of Deaths 46
Registration of Marriages 46
Delayed Registrations of Births 46
Fraudulent Registration of Births 47
Legitimation of Births 47
Statutory Notations entered 47
School-teachers' Returns under the "Vital Statistics Act" 47
Table 6.—School-teachers' Returns under the "Vital Statistics Act" 47
Change of Name 47
Adoption Orders 48
Decrees of Dissolution and Nullity of Marriage 48
Notice of Filing of a Will 48
Administration of the "Marriage Act" 48
Registration of Ministers and Clergymen 49
Table 7.—Registration of Ministers and Clergymen 49
Table 8.—Registration of Ministers and Clergymen according to Denominations, 1946 and 1947 50
Preservation of Records 51
District Registrars' Offices, etc. 51
Mechanical Tabulation 52
Vital Statistics Council for Canada 52
Model Marriage Act 53
The International List of Diseases, Injuries, and Causes of Death 53
Model Vital Statistics Act 53
National Register of Vital Statistics 53
Legislation 54
Plasticized Birth Certificates 54
General Office Routine 54

PART III.

DETAILED TABLES OF BIRTHS, DEATHS, MARRIAGES, ADOPTIONS, AND DIVORCES IN BRITISH COLUMBIA, 1947 (CLASSIFIED BY PLACE OF RESIDENCE).

PAGE.

Table 1.—General Summary of Births, Deaths, and Marriages in British Columbia, by Census Divisions, Cities and Villages of 1,000 Population and over, by Place of Residence, 1947 55

*Table 1A.—General Summary of Births, Deaths, and Marriages in British Columbia by Census Divisions, including Cities and Villages of 1,000 Population and over, by Place of Occurrence, 1947 56

BIRTHS.

*Table 2.—Births (exclusive of Still-births) by Months, classified as Rural and Urban in each Census Division, by Place of Residence of Mothers, British Columbia, 1947 56

Table 3.—Total Live Births and Live Births in Institutions, by Place of Occurrence and Place of Residence of Mothers, British Columbia, 1947 56

Table 4.—Total Live Births and Live Births in Institutions, in Cities of 5,000 Population and over, by Place of Occurrence and Place of Residence of Mothers, British Columbia, 1947 57

Table 5.—Legitimate and Illegitimate Births (exclusive of Still-births) for the Province and Cities of 5,000 Population and over, by Place of Residence of Mothers, British Columbia, 1947 57

Table 6.—Multiple Births classified to show Number of Children born Alive and Still-born by Sex, by Place of Residence of Mothers, British Columbia, 1947 58

Table 7.—Births (exclusive of Still-births) classified according to Ages of Parents, by Place of Residence of Mothers, British Columbia, 1947 59

Table 8.—Births (exclusive of Still-births) classified according to Racial Origin of Parents, by Place of Residence of Mothers, British Columbia, 1947 60

Table 9.—Births (exclusive of Still-births) classified according to Birthplaces of Parents, by Place of Residence of Mothers, British Columbia, 1947 61

INFANT MORTALITY.

*Table 10.—Deaths of Children under One Year (exclusive of Still-births) by Months, classified as Rural and Urban, in each Census Division, by Place of Residence, British Columbia, 1947 62

Table 11.—Total Deaths (exclusive of Still-births) and Deaths in Institutions of Children under One Year, by Place of Occurrence and Place of Residence, British Columbia, 1947 62

Table 12.—Total Deaths (exclusive of Still-births) and Deaths in Institutions of Children under One Year, in Cities of 5,000 Population and over, by Place of Occurrence and Place of Residence, British Columbia, 1947 62

Table 13.—Deaths of Children under One Year (exclusive of Still-births) by Age at Death, by Place of Residence, British Columbia, 1947 63

Table 14.—Deaths of Children under One Year (exclusive of Still-births) classified according to Racial Origin, by Place of Residence, British Columbia, 1947 63

Table 15.—Deaths of Children under One Year (exclusive of Still-births) classified according to Birthplaces of Parents, by Place of Residence, British Columbia, 1947 64

* Detailed information under these headings may be secured on request, if reason is sufficiently urgent.

PAGE.

Table 16.—Deaths of Children under One Year (exclusive of Still-births) from certain Specified Causes, by Sex and Calendar Month of Death, by Place of Residence, British Columbia, 1947 65
Table 17.—Deaths of Children under One Year (exclusive of Still-births) from certain Specified Causes, by Sex and Age at Death, by Place of Residence, British Columbia, 1947 66

GENERAL MORTALITY.

Table 18.—Total Deaths (exclusive of Still-births) and Deaths in Institutions, by Place of Occurrence and Place of Residence, British Columbia, 1947 67
Table 19.—Total Deaths (exclusive of Still-births) and Deaths in Institutions, in Cities of 5,000 Population and over, by Place of Occurrence and Place of Residence, British Columbia, 1947 67
Table 20.—Deaths (exclusive of Still-births) by Single Years of Age and Age-groups, by Place of Residence, British Columbia, 1947 68
Table 21.—Deaths (exclusive of Still-births) classified according to Racial Origin and by Place of Residence, British Columbia, 1947 71
Table 22.—Deaths (exclusive of Still-births) classified according to Birthplace and by Place of Residence, British Columbia, 1947 72
*Table 23.—Deaths (exclusive of Still-births) classified according to Birthplace of Parents of Decedents, British Columbia, 1947 72
Table 24.—Causes of Death by Sex and Age, by Place of Residence, British Columbia, 1947 73
Table 25.—Causes of Death by Sex, Marital Status, Birthplace, and Month of Death, British Columbia, 1947 87
*Table 26.—Causes of Death by Sex and Age, Vancouver, 1947 103
*Table 27.—Causes of Death by Sex, Marital Status, Birthplace, and Month of Death, Vancouver, 1947 103
*Table 28.—Causes of Death by Sex and Age, Victoria, 1947 103
*Table 29.—Causes of Death for each Sex by Marital Status, Birthplace, and Month of Death, Victoria, 1947 103
Table 30.—Causes of Death by Sex in Census Divisions, by Place of Residence, British Columbia, 1947 104
Table 31.—Causes of Death by Sex in Cities and Villages of 1,000 Population and over, by Place of Residence, British Columbia, 1947 126

MARRIAGES.

Table 32.—Marriages by Months, British Columbia, 1947 139
Table 33.—Marriages—Marital Status of Bridegrooms and Brides, British Columbia, 1947 139
Table 34.—Marriages—Ages of Bridegrooms and Brides, British Columbia, 1947 .. 140
Table 35.—Marriages—Religious Denominations of Bridegrooms and Brides, British Columbia, 1947 141
Table 36.—Marriages—Birthplaces of Bridegrooms and Brides, British Columbia, 1947 142

BIRTH AND DEATH TABLES FOR INDIANS.

Table 37.—Births of Indians (exclusive of Still-births) by Months, by Place of Residence of Mothers, British Columbia, 1947 143

* Detailed information under these headings may be secured on request, if reason is sufficiently urgent.

PAGE.

Table 38.—Legitimate and Illegitimate Births of Indians (exclusive of Still-births), by Place of Residence of Mothers, British Columbia, 1947 143
Table 39.—Births of Indians (exclusive of Still-births) classified according to Ages of Parents, by Place of Residence of Mothers, British Columbia, 1947 144
Table 40.—Deaths of Indian Children under One Year (exclusive of Still-births) by Months, by Place of Residence, British Columbia, 1947 145
Table 41.—Deaths of Indian Children under One Year (exclusive of Still-births) by Age at Death, by Place of Residence, British Columbia, 1947 145
Table 42.—Deaths of Indian Children under One Year (exclusive of Still-births) from certain Specified Causes, by Sex, by Place of Residence, British Columbia, 1947 146
Table 43.—Total Deaths of Indians (exclusive of Still-births) by Months, by Place of Residence, British Columbia, 1947 146
Table 44.—Deaths of Indians (exclusive of Still-births) by Single Years of Age and Age-groups, by Place of Residence, British Columbia, 1947 147
Table 45.—Causes of Death of Indians by Sex, Age, and by Place of Residence, British Columbia, 1947 148
Table 46.—Deaths of Half-breeds from certain Causes of Death, by Place of Residence, British Columbia, 1947 154

ADOPTIONS.

Table 47.—Adoption Orders filed in the Court Registry, British Columbia, during each Month of 1947, and the Monthly Totals from May, 1920, to December 31st, 1946, and December 31st, 1947 155
Table 48.—Adoptions by Year of Court Order and Sex of Children, and adopted by Man and Wife, by Man only, and by Woman only, British Columbia, 1947 155
Table 49.—Adoptions by Year of Court Order and by Sex and Legitimacy of Children, British Columbia, 1947 155
Table 50.—Adoptions by Birthplace of Children, British Columbia, 1947, and as at December 31st, 1946, and December 31st, 1947 156

DIVORCES.

Table 51.—Decrees of Dissolution and Nullity of Marriage and Judicial Separation by the Time elapsed between the Marriage and the Obtaining of the Decree (in Years only), British Columbia, 1943–47 156
Table 52.—Decrees of Dissolution and Nullity of Marriage and Judicial Separation, showing the Number of Children affected by the Award of Custody and by Sex, British Columbia, 1943–47 156
Table 53.—Decrees of Dissolution and Nullity of Marriage and Judicial Separation by Sex of Petitioner, British Columbia, 1943–47 157
Table 54.—Decrees of Dissolution and Nullity of Marriage and Judicial Separation by Month filed in Court Registry, British Columbia, 1943–47 157

Vital Statistics Report, 1947.

INTRODUCTION.

This is the Seventy-sixth Report on the Vital Statistics of British Columbia, and covers the calendar year January 1st to December 31st, 1947.

For facility of reference the Report is divided into three sections. The first section is a summary of vital statistics data, showing not only pertinent facts from the current year's Report, but also time trends over a period of years. Where possible, tables are accompanied by graphs to afford the reader a more ready appreciation of the information presented and its relationship by years. Where the purpose of the graph is to show absolute magnitudes, the arithmetic scale is used, but where the interest lies in relative rates and in rates of change, the semi-logarithmic scale is employed.

The second section deals with administration, associated legislation, and general functions of the Division. Reference has also been made to the completeness of registration and the problems relating thereto. A summary of the most important results of the Vital Statistics Council of Canada is included. It will be seen that the volume of registrations accepted has increased by 12 per cent.; a slight decline in correspondence occurred, and this applies also to the amount of revenue collected under the Vital Statistics, Marriage, Change of Name, and Wills Acts.

The third section contains detailed tables of births, deaths, marriages, adoptions, and divorces in British Columbia for 1947. Included in this section are separate tables dealing with the Indian population of the Province.

Attention is directed to the procedure which was inaugurated in the 1944 Annual Report, whereby the detailed statistical data tabulated by the Dominion Bureau of Statistics is presented on the basis of residence rather than by place of occurrence. This method of tabulation has proved to be most practical and useful for the majority of requirements.

Generally speaking, the work of the Division increased over the previous year. As in other years, Indian and Doukhobor registrations still are among the most difficult of the problems to be met by the Division. Definite progress has been made on the former, but the latter is still virtually unsolved.

A definite advance was made in the redefining of the boundaries of the vital statistics registration districts. These were drafted in such a way as to coincide as much as possible with the school-district boundaries.

The Division has expanded its statistical services to provide the Department of Health with a greater range of information on matters pertaining to health. The Division of Vital Statistics is expected to compile various types of data, to standardize forms and record systems generally throughout the other divisions of the Health Branch, and to assist them in the preparation of the statistics and format of their reports.

Additional guidance on statistical matters will have to be given to health units, as their number increases each year. Also, the greater interest in medical economics provides an indication of what may be expected of the responsibilities of the Division in the future.

MAP 1.—MAP OF BRITISH COLUMBIA, SHOWING STATISTICAL PUBLICATION AREAS.

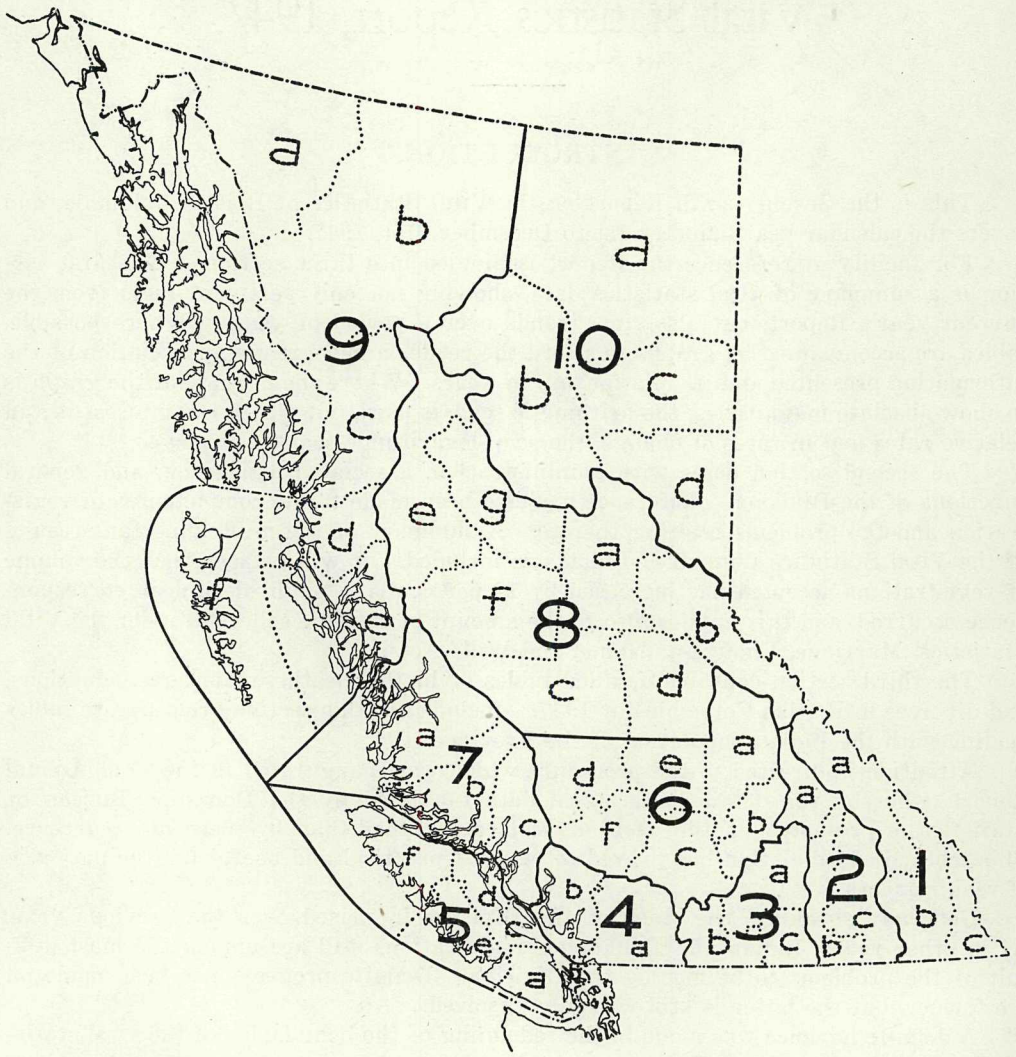

PART I.—GENERAL STATISTICAL SUMMARY OF BIRTHS, DEATHS, AND MARRIAGES.

(By Place of Residence.)

GENERAL SUMMARY.

The births during 1947 numbered 26,286, showing a considerable increase over last year's total of 22,609. Accordingly, the birth-rate rose to 25.18, as against the 1946 rate of 22.54. Marriages have been increasing steadily each year since 1945, although the corresponding rates have not shown a continuous increase. In 1947 there were 11,852 marriages, giving a rate of 11.35 per 1,000 population, a rate slightly lower than in 1946. Deaths totalling 10,613 in 1947 exceeded last year's total by 476, and the death-rate (10.17) remained very close to that of 1946.

TABLE 1.—ESTIMATED TOTAL POPULATION OF BRITISH COLUMBIA, BY SEX AND AGE-GROUPS, 1921–47.

(In thousands.)

Year.		Age-group.										
		Total.	0–4 Years.	5–9 Years.	10–14 Years.	15–19 Years.	20–29 Years.	30–39 Years.	40–49 Years.	50–59 Years.	60–69 Years.	70 and over.
1921	T.	524.6	49.8	54.3	45.3	37.6	76.4	114.5	103.8	100.0	64.8	34.1
	M.	293.4	25.0	27.4	22.8	19.1	39.6	62.4	57.3	59.2	38.8	19.3
	F.	231.2	24.8	26.9	22.5	18.5	36.8	52.1	46.5	40.8	26.0	14.8
1931	T.	694.3	52.0	59.2	59.9	62.4	107.5	98.8	112.5	79.2	41.8	21.0
	M.	385.2	26.2	30.1	30.2	31.9	58.1	54.1	68.1	49.0	25.6	11.9
	F.	309.1	25.8	29.1	29.7	30.5	49.4	44.7	44.4	30.2	16.2	9.1
1941	T.	817.8	59.5	54.8	60.7	66.6	141.3	117.8	100.6	106.0	72.0	38.5
	M.	435.0	30.1	27.9	30.6	33.7	70.1	63.3	53.8	61.5	42.4	21.6
	F.	382.8	29.4	26.9	30.1	32.9	71.2	54.5	46.8	44.5	29.6	16.9
1942	T.	870.0	67.6	58.2	63.0	68.1	154.2	128.6	104.6	108.2	76.5	41.0
	M.	458.5	34.4	29.5	31.7	34.1	74.8	68.2	56.0	62.1	44.8	22.9
	F.	411.5	33.2	28.7	31.3	34.0	79.4	60.4	48.6	46.1	31.7	18.1
1943	T.	900.0	74.7	60.5	63.7	68.1	159.0	135.5	106.9	108.2	79.9	43.5
	M.	471.8	38.1	30.6	32.1	33.9	76.4	71.1	57.4	61.4	46.6	24.2
	F.	428.2	36.6	29.9	31.6	34.2	82.6	64.4	49.5	46.8	33.3	19.3
1944	T.	932.0	82.1	64.3	63.4	69.1	163.5	142.7	109.9	108.0	83.3	45.7
	M.	486.1	41.9	32.5	32.1	34.0	77.9	74.0	59.3	60.6	48.4	25.4
	F.	445.9	40.2	31.8	31.3	35.1	85.6	68.7	50.6	47.4	34.9	20.3
1945	T.	949.0	90.2	65.8	62.1	69.2	162.9	146.7	111.6	106.6	85.7	47.2
	M.	491.5	45.9	33.3	31.9	34.0	76.4	75.0	60.3	59.0	49.7	26.0
	F.	457.5	44.3	32.5	31.2	35.2	86.5	71.7	51.3	47.6	36.0	21.2
1946	T.	1,003.0	91.6	73.6	67.1	71.5	175.0	159.2	118.5	107.6	88.0	50.9
	M.	521.7	46.7	37.3	34.0	35.5	85.1	81.4	64.1	58.8	50.7	28.1
	F.	481.3	44.9	36.3	33.1	36.0	89.9	77.8	54.4	48.8	37.3	22.8
1947	T.	1,044.0	98.7	79.0	70.2	72.2	179.1	166.4	124.2	107.6	91.2	55.4
	M.	542.4	51.0	40.0	35.7	35.8	86.5	84.7	67.3	58.2	52.3	30.9
	F.	501.6	47.7	39.0	34.5	36.4	92.6	81.7	56.9	49.4	38.9	24.5

Sources:—

Census of Canada, 1921.

Dominion Bureau of Statistics Analytical Report No. 1 (Second Edition).

TABLE 2.—ESTIMATED POPULATION OF CENSUS AREAS, CITIES AND DISTRICT MUNICIPALITIES, BRITISH COLUMBIA, 1947.

Area.	Population.	Area.	Population.
Census Area 1	25,265	Census Area 4—*Continued.*	
Cranbrook	3,000	Langley District Municipality	12,000
Fernie	3,000	Maple Ridge District Municipality	8,500
Kimberley	5,700	Matsqui District Municipality	8,000
Census Area 2	53,244	Mission District Municipality	4,000
Kaslo	1,100	North Vancouver District Municipality	8,500
Nelson	6,500	Pitt Meadows District Municipality	1,250
Revelstoke	3,000	Richmond District Municipality	20,000
Rossland	4,250	Sumas District Municipality	3,000
Slocan	500	Surrey District Municipality	28,000
Trail	10,500	West Vancouver District Municipality	11,000
Tadanac District Municipality	600	Census Area 5	187,920
Census Area 3	70,992	Alberni	2,300
Armstrong	1,150	Courtenay	2,200
Enderby	1,000	Cumberland	1,000
Grand Forks	1,550	Duncan	3,000
Greenwood	1,200	Ladysmith	1,998
Kelowna	9,500	Nanaimo	7,200
Vernon	10,800	Port Alberni	7,400
Coldstream District Municipality	1,000	Victoria	61,400
Glenmore District Municipality	800	Esquimalt District Municipality	4,500
Peachland District Municipality	550	North Cowichan District Municipality	6,000
Penticton District Municipality	9,500	Oak Bay District Municipality	11,500
Spallumcheen District Municipality	2,100	Saanich District Municipality	26,000
Summerland District Municipality	3,500	Census Area 6	34,974
Census Area 4	593,723	Kamloops	8,000
Chilliwack	4,500	Merritt	1,250
New Westminster	33,000	Salmon Arm	950
North Vancouver	13,000	Salmon Arm District Municipality	2,150
Port Coquitlam	2,200	Census Area 7	14,616
Port Moody	2,500	Census Area 8	30,276
Vancouver	354,150	Prince George	6,000
Burnaby District Municipality	43,000	Census Area 9	21,924
Chilliwhack District Municipality	12,500	Prince Rupert	8,500
Coquitlam District Municipality	12,000	Census Area 10	11,066
Delta District Municipality	5,100		
Fraser Mills District Municipality	449	Total, Province	1,044,000
Kent District Municipality	1,500		

Sources:—

Estimates of Populations of Census Areas by Division of Vital Statistics.

Estimates of Populations of Cities and District Municipalities by the Municipalities.

TABLE 3.—CRUDE BIRTH, DEATH, AND MARRIAGE RATES FOR BRITISH COLUMBIA, 1911–47.

Year.	Population.	Births.		Deaths.		Marriages.	
		No.	Rate.	No.	Rate.	No.	Rate.
1911	393,000	5,841	14.86	3,660	9.31	4,509	11.47
1912	407,000	8,008	19.67	4,313	10.59	5,235	12.86
1913	424,000	9,199	21.69	4,619	11.89	5,012	11.82
1914	442,000	10,418	23.57	3,974	8.99	4,296	9.71
1915	450,000	10,516	23.36	3,832	8.51	3,393	7.54
1916	456,000	9,841	21.58	3,887	8.52	3,169	6.94
1917	464,000	9,450	20.36	3,896	8.39	2,861	6.16
1918	474,000	9,445	19.92	5,394	11.37	2,858	6.02
1919	488,000	9,506	19.47	5,792	11.86	3,740	7.66
1920	507,000	10,492	20.69	4,739	9.34	4,690	9.25
1921	525,000	10,653	20.29	4,208	8.01	3,889	7.40
1922	541,000	10,166	18.79	4,907	9.07	3,763	6.95
1923	555,000	10,001	18.01	4,997	9.00	3,943	7.10
1924	571,000	10,119	17.72	5,004	8.76	4,038	7.07
1925	588,000	10,342	17.58	4,945	8.40	4,223	7.18
1926	606,000	10,063	16.60	5,474	9.03	4,418	7.29
1927	623,000	10,084	16.18	5,750	9.22	4,720	7.57
1928	641,000	10,385	16.20	5,910	9.21	4,942	7.70
1929	659,000	10,378	15.74	6,397	9.70	5,155	7.82
1930	676,000	10,867	16.07	6,400	9.46	4,697	6.94
1931	694,000	10,404	14.99	6,114	8.80	3,879	5.58
1932	707,000	10,214	14.44	6,150	8.69	3,604	5.09
1933	717,000	9,583	13.36	6,221	8.67	4,048	5.64
1934	727,000	9,813	13.49	6,378	8.77	4,771	6.56
1935	736,000	10,013	13.60	6,857	9.31	5,034	6.83
1936	745,000	10,571	14.18	7,222	9.69	5,451	7.31
1937	759,000	11,279	14.86	7,973	10.50	6,191	8.15
1938	775,000	12,476	16.09	7,460	9.62	6,135	7.91
1939	792,000	12,373	15.62	7,517	9.49	7,862	9.92
1940	805,000	13,830	17.18	8,315	10.32	9,624	11.95
1941	818,000	15,038	18.38	8,505	10.39	9,769	11.94
1942	870,000	16,808	19.31	8,869	10.19	10,877	12.50
1943	900,000	18,802	20.89	10,012	11.12	9,385	10.42
1944	932,000	18,999	20.39	9,697	10.40	8,434	9.05
1945	949,000	18,877	19.89	9,756	10.28	9,262	9.76
1946	1,003,000	22,609	22.54	10,137	10.11	11,762	11.73
1947	1,044,000	26,286	25.18	10,613	10.17	11,852	11.35

GRAPH A.—CRUDE BIRTH, DEATH, AND MARRIAGE RATES FOR BRITISH COLUMBIA, 1911–47.

(Rates per 1,000 population.)

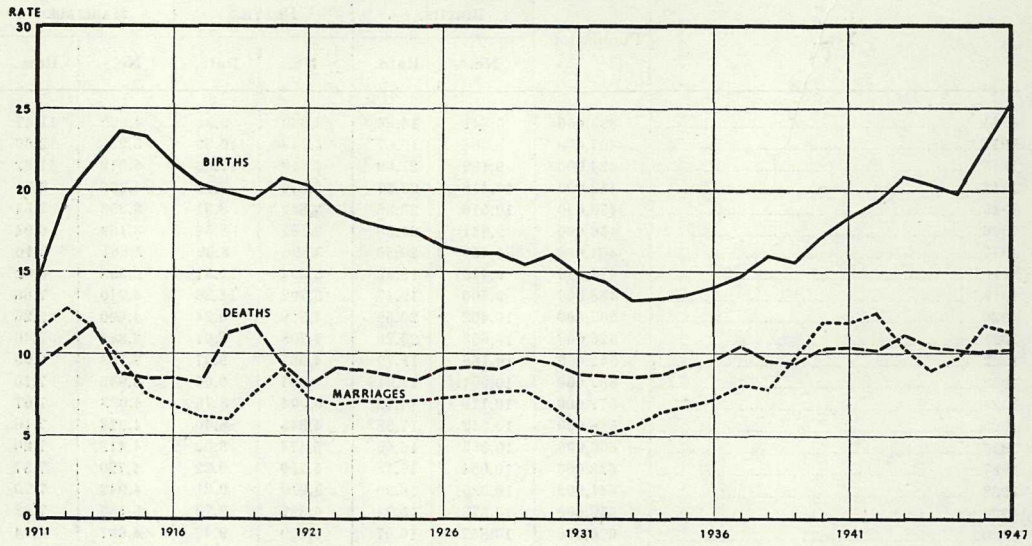

NATURAL INCREASE.

The rate of natural increase again rose this year, surpassing the preceding record of 12.43 per 1,000 population by 2.58. Thus the 1947 figure of 15.01 becomes the highest rate recorded. Table 4 shows the rate of natural increase for the five-year period 1943–47.

TABLE 4.—NATURAL INCREASE, 1943–47, BY YEAR.

Year.	MALE.			FEMALE.			BOTH SEXES.	Population (estimated).	Rate of Natural Increase per 1,000 Population.
	Births.	Deaths.	Excess of Births over Deaths.	Births.	Deaths.	Excess of Births over Deaths.	Excess of Births over Deaths.		
1943	9,583	6,177	3,406	9,219	3,835	5,384	8,790	900,000	9.77
1944	9,725	6,003	3,722	9,274	3,694	5,580	9,302	932,000	9.98
1945	9,727	6,057	3,670	9,150	3,699	5,451	9,121	949,000	9.61
1946	11,489	6,245	5,244	11,120	3,892	7,228	12,472	1,003,000	12.43
1947	13,405	6,626	6,779	12,881	3,987	8,894	15,673	1,044,000	15.01

ILLEGITIMATE BIRTHS.

The number of illegitimate births in British Columbia has been mounting steadily for over a period of ten years, and in 1947 totalled 1,502. This figure exceeded that of 1946 by 240. Accordingly, the rate per 1,000 live births increased to 57.1 over last year's figure of 55.8.

The number of illegitimate births and the rate per 1,000 live births for the period 1938–47 is given in Table 5.

GRAPH B.—ILLEGITIMATE BIRTH RATES IN BRITISH COLUMBIA, 1938–47.

(Rates per 1,000 live births.)

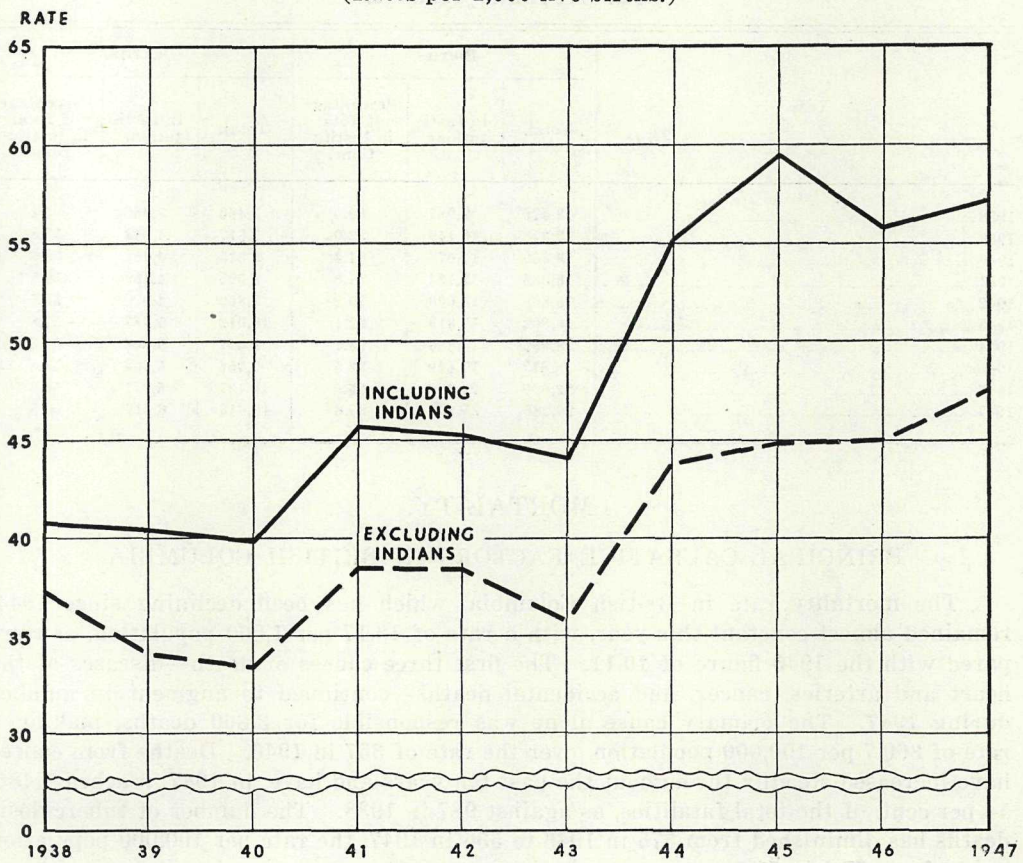

TABLE 5.—ILLEGITIMATE BIRTHS, 1938–47.

Year.	Including Indians.		Excluding Indians.	
	No.	Rate per 1,000 Live Births.	No.	Rate per 1,000 Live Births.
1938	510	40.9	432	37.3
1939	501	40.5	392	34.1
1940	551	39.8	432	33.5
1941	688	45.8	545	38.5
1942	759	45.2	606	38.4
1943	827	44.0	633	35.8
1944	1,048	55.2	777	43.7
1945	1,121	59.4	847	44.9
1946	1,262	55.8	958	45.0
1947	1,502	57.1	1,183	47.5

BIRTHS AND DEATHS IN INSTITUTIONS.

Births in institutions continued on an upward trend as maintained during the past ten years, recording 25,134 births—a percentage of 95.6 of the total in the Province.

From 1938 to 1944, excepting the year 1941, successive increases were revealed also in the percentage of deaths hospitalized. However, in 1945 the figure decreased slightly, remaining fairly constant for one year, and in 1947 the highest percentage (60.5) of deaths occurring in institutions was recorded.

TABLE 6.—NUMBER AND PERCENTAGE OF TOTAL BIRTHS AND DEATHS IN INSTITUTIONS, 1938–47.

Year.	Births.			Deaths.		
	Total.	In Institutions.	Percentage of Total in Institutions.	Total.	In Institutions.	Percentage of Total in Institutions.
1938	12,476	9,987	80.0	7,460	3,968	53.2
1939	12,373	10,149	82.0	7,517	4,043	53.8
1940	13,830	11,676	84.4	8,315	4,482	53.9
1941	15,038	13,134	87.3	8,505	4,469	52.5
1942	16,808	15,000	89.2	8,869	4,920	55.5
1943	18,802	17,319	92.1	10,012	5,783	57.8
1944	18,999	17,686	93.1	9,697	5,846	60.3
1945	18,877	17,649	93.5	9,756	5,734	58.8
1946	22,609	21,470	95.0	10,137	5,911	58.3
1947	26,286	25,134	95.6	10,613	6,419	60.5

MORTALITY.

PRINCIPAL CAUSATIVE FACTORS IN BRITISH COLUMBIA.

The mortality rate in British Columbia, which has been declining since 1944, remained almost constant this year, with a rate of 10.17 per 1,000 population, as compared with the 1946 figure of 10.11. The first three causes of death—diseases of the heart and arteries, cancer, and accidental deaths—continued to augment in number during 1947. The primary cause alone was responsible for 3,860 deaths, making a rate of 369.7 per 100,000 population, over the rate of 357 in 1946. Deaths from cancer have increased steadily throughout the past ten years and have, in 1947, reached 1,486, 14 per cent. of the total fatalities, as against 987 in 1938. The number of tuberculosis deaths has diminished from 576 in 1946 to 536 in 1947, the rate per 100,000 population going from 57.4 to 51.3.

Deaths in the group aged 50 years and over again represented nearly three-quarters (73.15 per cent.) of the total deaths; ages 1–49 years, 17.82 per cent; and under 1 year of age, 9.03 per cent. Excluding Indians, mortality in the group 50 years and over accounted for 76.62 per cent. of the total, while that in the 1–49 group dropped to 15.99 per cent., and in the group under 1 year was 7.39 per cent.

Since the Indian population does not come under the jurisdiction of the Provincial Department of Health and Welfare, but is one of the responsibilities of the Federal Government, it is necessary that Indian and other-than-Indian statistics be considered separately.

In the other-than-Indian group there were 734 deaths of infants under 1 year of age, 7.39 per cent. of all deaths, and 70.31 per cent. of fatalities under 20, within this category. Prematurity was the greatest single cause of infant mortality, with 255 deaths—34.7 per cent. of all infant deaths.

For the total population the infant mortality rate of 36.5 per 1,000 live births decreased slightly from the rate of 37.7 as set by the previous year. When the Indian population is excluded, the rate diminishes considerably to 29.5 per 1,000 live births.

An encouraging note is the continued drop in the rate of maternal mortality. This year the figure stood at 1.2 per 1,000 live births for both the entire population and that excluding Indians.

In order to obtain a better perspective regarding the causes of death and their relative importance, it is necessary to study their incidence in specific age-groups. The following discussion deals with causes of death solely within the category " excluding Indians."

Diseases of the heart and arteries maintained the position of leading cause for all groups over 40 years of age, forming 45.5 per cent. of the deaths in these age-groups, whereas, in the earlier age-groupings, accidental deaths caused the majority of the fatalities.

The greatest number of cancer deaths occurred among those falling in the categories over 40 years of age. In each of these particular groupings, this disease ranked second in rate of incidence to diseases of the heart and arteries. Cancer comprised 3.3 per cent. of all deaths within the group 5–9 years, inclusive, 12.9 per cent. of those in the 30–39-year age-group, 18.2 per cent. of those in the 40–49-year age-group, and was accountable for 16.9 per cent. of all deaths over 50 years of age in 1947.

Accidents were responsible for the majority of deaths in the younger age-groups, accounting for 32.6 per cent. of all fatalities within these particular groups. In all the groups from 1 to 39 years of age, accidental deaths ranked first as a cause.

Tuberculosis, again the fifth leading cause of death, accounted for more deaths in the age-group 20–29 years than in any other, being responsible for a percentage of 21.9 of the deaths in this group. If the Indian figures were included, this disease would rank in fourth place. It stood second in the age-groups 10–19, 20–29, and 30–39 years. However, in the age-group 40–49 years it dropped to fourth in position. Of the 883 deaths that occurred between the years 5 to 39, inclusive, 16.3 per cent. were due to tuberculosis.

Nephritis fell in sixth place this year among the causes of death, appearing third, along with pneumonia, in the group 10–19 years.

Pneumonia was also a principal cause of death among the younger population, accounting for twelve fatalities in the group 1–19 years, or 3.9 per cent. of the deaths within this group.

This year, as in previous years, the ten leading causes of death among the Indian population differed distinctly from those among the rest of the population. In the other-than-Indian categories the foremost causes of death are due chiefly to non-communicable diseases, but among the Indians the greatest number of deaths are caused from virus diseases affecting the respiratory system and those which are communicable.

Tuberculosis was once more the foremost cause of Indian deaths with a total of 174 fatalities, and pneumonia followed in second place with 80 deaths, followed by diseases peculiar to the first year of life with 64 deaths. Diseases of the heart and arteries came fourth this year, deaths from this cause numbering 157. Accidental deaths accounted for 52 fatalities. Diarrhœa and enteritis recorded 29 deaths, a slight increase over the 25 fatalities from this cause recorded in 1946. The number of influenza deaths decreased by two for this year, totalling 23. Cancer accounted for 17 deaths among the Indian population. Fatalities from syphilis, amounting to 7, followed in ninth place, while deaths from congenital malformations and from cerebral hæmorrhage tied for tenth place, each with a total of 5 deaths.

The tuberculosis mortality rate for the Oriental population is still notably higher than that of the white population; the rate for the Japanese is 171.4 per 100,000 population, and for the Chinese 266.2.

AGE AND SEX MORTALITY.

Deaths, including and excluding Indians, are shown according to age-groups and sex, for the five-year period 1943–47, by Tables 7A and 7B respectively.

TABLE 7A.—AGE AND SEX MORTALITY (INCLUDING INDIANS).

Year and Sex.	Under 1 Year.	1 Year.	2 Years.	3 Years.	4 Years.	5 to 9 Years.	10 to 19 Years.	20 to 29 Years.	30 to 39 Years.	40 to 49 Years.	50 to 59 Years.	60 to 69 Years.	70 to 79 Years.	80 to 89 Years.	90 to 99 Years.	100 and over.	Not stated.	Totals.
1943.																		
Male	394	44	27	17	21	48	150	254	269	359	900	1,394	1,443	754	94	2	7	6,177
Female	317	35	20	14	11	48	95	171	162	245	458	687	871	608	89	3	1	3,835
1944.																		
Male	445	43	34	21	10	49	108	188	183	329	862	1,518	1,464	663	82	5	1	6,003
Female	322	34	26	12	14	38	81	137	171	194	420	721	863	558	97	7	.....	3,694
1945.																		
Male	450	39	26	17	18	57	117	167	212	347	838	1,505	1,485	696	71	3	9	6,057
Female	342	31	15	12	13	39	79	136	154	207	429	717	850	561	110	4	.....	3,699
1946.																		
Male	496	27	30	14	13	60	111	170	196	356	758	1,611	1,549	735	106	4	9	6,245
Female	356	29	17	20	13	48	79	154	175	241	404	742	887	611	111	5	.....	3,892
1947.																		
Male	565	49	25	22	24	54	125	221	251	390	801	1,644	1,533	813	102	.....	7	6,626
Female	394	37	20	12	15	37	70	151	165	223	421	776	913	625	117	8	3	3,987

TABLE 7B.—AGE AND SEX MORTALITY (EXCLUDING INDIANS).

Year and Sex.	Under 1 Year.	1 Year.	2 Years.	3 Years.	4 Years.	5 to 9 Years.	10 to 19 Years.	20 to 29 Years.	30 to 39 Years.	40 to 49 Years.	50 to 59 Years.	60 to 69 Years.	70 to 79 Years.	80 to 89 Years.	90 to 99 Years.	100 and over.	Not stated.	Totals.
1943.																		
Male	309	23	18	9	14	30	110	221	253	337	893	1,369	1,425	734	87	2	7	5,841
Female	253	20	10	6	2	22	55	132	143	223	436	668	848	590	86	2	1	3,497
1944.																		
Male	344	22	20	16	8	36	86	165	173	319	850	1,497	1,444	651	79	2	.....	5,711
Female	239	20	15	8	10	21	41	113	152	187	405	702	850	542	91	5	.....	3,401
1945.																		
Male	347	16	16	11	11	38	87	142	204	332	833	1,483	1,457	678	70	3	8	5,736
Female	259	17	10	4	7	22	37	111	141	194	414	698	826	545	101	3	.....	3,389
1946.																		
Male	375	17	22	10	11	44	77	152	181	332	745	1,592	1,505	723	100	1	9	5,896
Female	256	16	14	15	6	25	39	113	147	218	393	720	860	593	102	2	.....	3,519
1947.																		
Male	435	30	12	14	16	40	93	196	238	380	787	1,619	1,516	797	97	.....	6	6,276
Female	299	21	11	7	7	21	38	110	147	207	408	766	888	606	110	6	2	3,654

THE TEN LEADING CAUSES OF DEATH.

The ten leading causes of death in 1947 remained constant, although their order differed from that of 1946. In 1947 diseases of the heart and arteries, cancer, accidental deaths, and tuberculosis remained in first, second, third, and fourth places respectively. Diseases of early infancy and pneumonia ranked fifth and sixth this year, followed by nephritis, cerebral hæmorrhage, diabetes, and congenital malformations.

When Indians are excluded, tuberculosis dropped back to fifth place and nephritis moved up to sixth. Cerebral hæmorrhage, which was the eighth leading cause, became seventh when the Indian figures were excluded, and pneumonia occupied eighth place. The mortality rate dropped considerably when the Indian figures were excluded.

GRAPH C.—THE FIRST TEN CAUSES OF DEATH (INCLUDING INDIANS), BRITISH COLUMBIA, 1938–47.

(Rates per 100,000 population.)

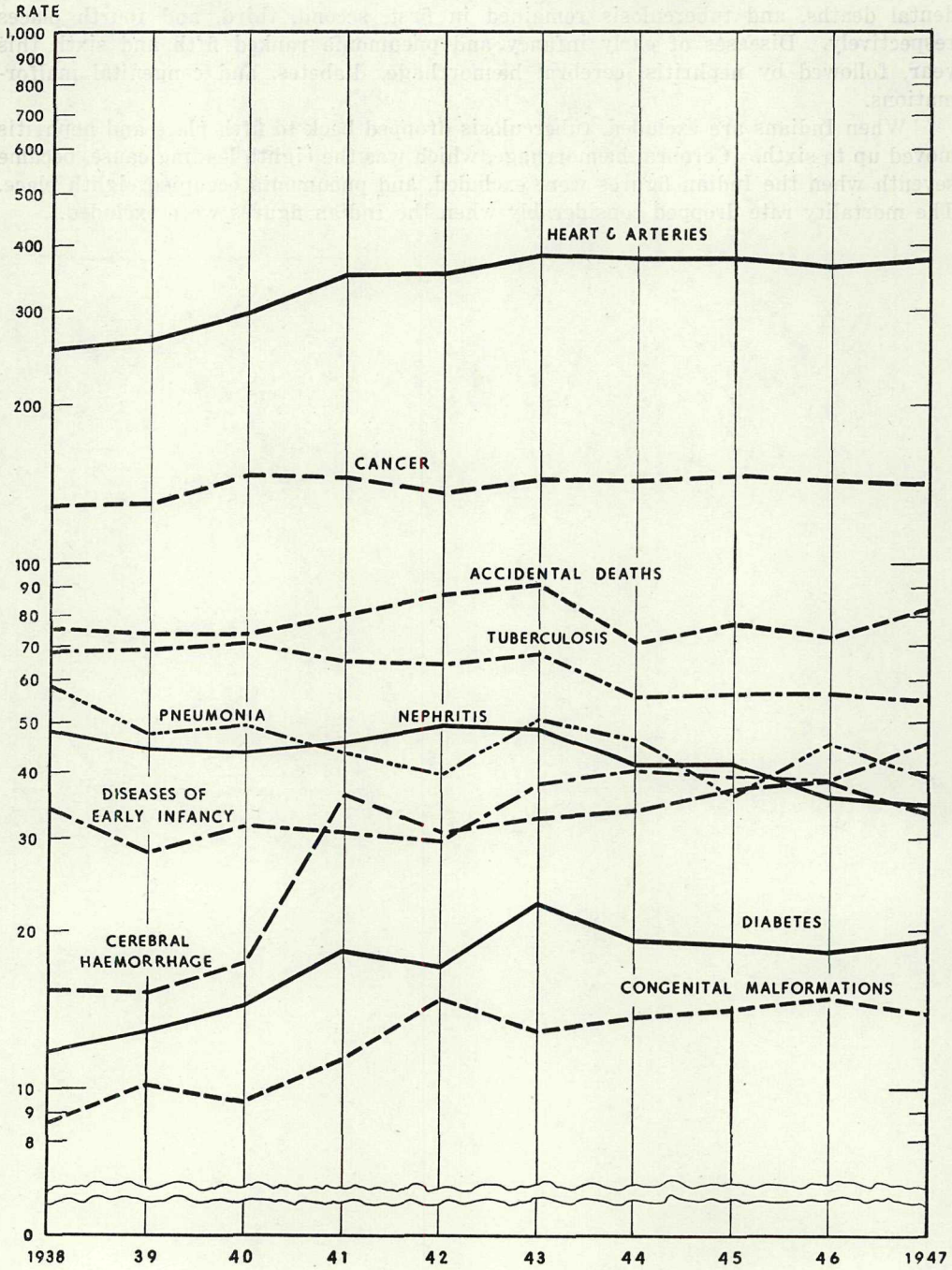

GRAPH D.—THE FIRST TEN CAUSES OF DEATH (EXCLUDING INDIANS), BRITISH COLUMBIA, 1938–47.

(Rates per 100,000 population.)

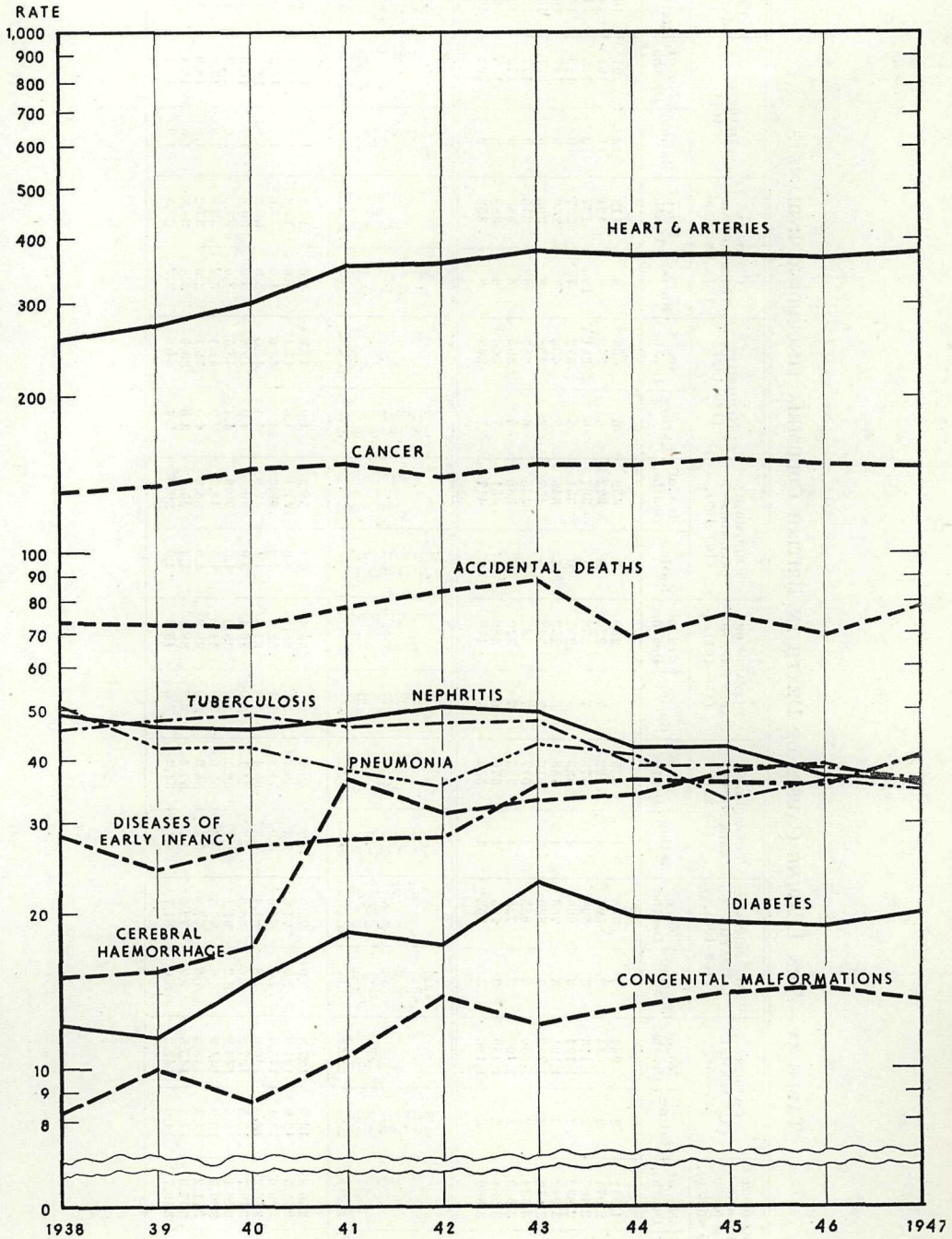

TABLE 8A.—TEN LEADING CAUSES OF DEATH IN BRITISH COLUMBIA (INCLUDING INDIANS).

Year.	Diseases of the Heart and Arteries (90–95, 97, 99, and 83E).		Cancer (all forms) (45–55).		Accidental Deaths (169–195).		Tuberculosis (all forms) (13–22).		Diseases of Early Infancy (158–161).		Pneumonia (all forms) (107–109).		Nephritis (130–132).		Cerebral Hæmorrhage (83A and 83B).		Diabetes (61).		Congenital Malformations (157).	
	Rating.	No. of Deaths.	Rating.	No. of Deaths.	Rating.	No. of Deaths.	Rating.	No. of Deaths.	Rating.	No. of Deaths.	Rating.	No. of Deaths.	Rating.	No. of Deaths.	Rating.	No. of Deaths.	Rating.	No. of Deaths.	Rating.	No. of Deaths.
1938	1	1,941	2	987	3	588	4	535	7	259	5	452	6	369	8	118	12	91	16	67
1939	1	2,071	2	1,044	3	591	4	552	7	223	5	373	6	349	9	121	11	101	14	81
1940	1	2,407	2	1,173	3	598	4	578	7	258	5	397	6	351	10	137	12	115	14	75
1941	1	2,832	2	1,194	3	666	4	533	8	255	6	351	5	372	7	297	9	149	13	94
1942	1	3,042	2	1,194	3	766	4	558	8	262	6	346	5	432	7	266	9	147	10	129
1943	1	3,412	2	1,299	3	820	4	613	7	342	5	457	6	438	8	300	9	201	10	114
1944	1	3,444	2	1,350	3	655	4	517	7	382	5	435	6	383	8	315	9	177	10	127
1945	1	3,523	2	1,407	3	738	4	525	7	379	6	388	5	390	8	353	9	179	10	132
1946	1	3,581	2	1,459	3	725	4	576	6	389	5	451	7	360	6	389	8	185	9	146
1947	1	3,860	2	1,486	3	853	4	536	5	479	6	417	7	363	8	353	9	203	10	140

Year.	Per Cent. of Total Deaths.	Rate per 100,000 Population.	Per Cent. of Total Deaths.	Rate per 100,000 Population.	Per Cent. of Total Deaths.	Rate per 100,000 Population.	Per Cent. of Total Deaths.	Rate per 100,000 Population.	Per Cent. of Total Deaths.	Rate per 100,000 Population.	Per Cent. of Total Deaths.	Rate per 100,000 Population.	Per Cent. of Total Deaths.	Rate per 100,000 Population.	Per Cent. of Total Deaths.	Rate per 100,000 Population.	Per Cent. of Total Deaths.	Rate per 100,000 Population.	Per Cent. of Total Deaths.	Rate per 100,000 Population.
1938	26.0	250.5	13.2	127.3	7.9	75.9	7.2	69.0	3.5	33.4	6.1	58.3	4.9	47.6	1.6	15.2	1.2	11.7	0.9	8.6
1939	27.6	261.5	13.9	131.8	7.9	74.6	7.3	69.7	3.0	28.2	5.0	47.1	4.6	44.1	1.6	15.3	1.3	12.8	1.1	10.2
1940	28.9	299.0	14.1	145.7	7.2	74.3	7.0	71.8	3.1	32.0	4.8	49.3	4.2	43.6	1.6	17.0	1.4	14.3	0.9	9.3
1941	33.3	346.2	14.0	146.0	7.8	81.4	6.3	65.1	3.0	31.1	4.1	42.9	4.4	45.5	3.5	36.3	1.8	18.2	1.1	11.5
1942	34.3	349.7	13.5	137.2	8.6	88.0	6.3	64.1	3.0	30.1	3.9	39.8	4.9	49.7	3.0	30.6	1.7	16.9	1.5	14.8
1943	34.1	379.1	13.0	144.3	8.2	91.1	6.1	68.1	3.4	38.0	4.6	50.8	4.4	48.7	3.0	33.3	2.0	22.3	1.1	12.7
1944	35.5	369.5	13.9	144.8	6.8	70.3	5.3	55.5	3.9	41.0	4.5	46.7	3.9	41.1	3.2	33.8	1.9	19.0	1.3	13.6
1945	36.1	371.2	14.4	148.3	7.6	77.8	5.4	55.3	3.9	39.9	4.0	35.6	4.0	41.1	3.6	37.2	1.8	18.9	1.4	13.9
1946	35.3	357.0	14.4	145.5	7.2	72.3	5.7	57.4	3.8	38.8	4.4	45.0	3.6	35.9	3.8	38.8	1.8	18.4	1.4	14.6
1947	36.4	369.7	14.0	142.3	8.0	81.7	5.1	51.3	4.5	45.9	3.9	39.9	3.4	34.8	3.3	33.8	1.9	19.4	1.3	13.4

TABLE 8B.—TEN LEADING CAUSES OF DEATH IN BRITISH COLUMBIA (EXCLUDING INDIANS).

Year.	Diseases of the Heart and Arteries (90–95, 97, 99, and 83E).		Cancer (all forms) (45–55).		Accidental Deaths (169–195).		Diseases of Early Infancy (158–161).		Tuberculosis (all forms) (13–22).		Nephritis (130–132).		Cerebral Hæmorrhage (83A and 83B).		Pneumonia (all forms) (107–109).		Diabetes (61).		Congenital Malformations (157).	
	Rating.	No. of Deaths.	Rating.	No. of Deaths.	Rating.	No. of Deaths.	Rating.	No. of Deaths.	Rating.	No. of Deaths.	Rating.	No. of Deaths.	Rating.	No. of Deaths.	Rating.	No. of Deaths.	Rating.	No. of Deaths.	Rating.	No. of Deaths.
1938	1	1,913	2	973	3	554	7	212	6	332	5	362	9	110	4	381	12	91	16	62
1939	1	2,036	2	1,029	3	557	7	182	4	353	5	345	9	119	6	318	11	100	14	77
1940	1	2,373	2	1,143	3	558	7	207	4	375	5	345	10	132	6	325	12	115	14	67
1941	1	2,790	2	1,181	3	620	8	216	5	359	4	368	7	292	6	297	9	147	13	86
1942	1	3,007	2	1,177	3	706	8	233	5	388	4	423	7	260	6	295	9	147	10	118
1943	1	3,370	2	1,290	3	775	7	306	5	405	4	432	8	291	6	367	9	201	10	106
1944	1	3,415	2	1,334	3	620	7	330	6	346	4	378	8	308	5	365	9	177	10	118
1945	1	3,480	2	1,389	3	691	7	327	5	352	4	387	6	345	8	302	9	176	10	128
1946	1	3,532	2	1,441	3	680	8	342	5	369	6	354	4	377	7	348	9	185	10	139
1947	1	3,803	2	1,469	3	801	4	415	5	362	6	359	7	348	8	337	9	203	10	135

Year.	Per Cent. of Total Deaths.	Rate per 100,000 Population.	Per Cent. of Total Deaths.	Rate per 100,000 Population.	Per Cent. of Total Deaths.	Rate per 100,000 Population.	Per Cent. of Total Deaths.	Rate per 100,000 Population.	Per Cent. of Total Deaths.	Rate per 100,000 Population.	Per Cent. of Total Deaths.	Rate per 100,000 Population.	Per Cent. of Total Deaths.	Rate per 100,000 Population.	Per Cent. of Total Deaths.	Rate per 100,000 Population.	Per Cent. of Total Deaths.	Rate per 100,000 Population.	Per Cent. of Total Deaths.	Rate per 100,000 Population.
1938	27.9	255.0	14.2	129.7	8.1	73.8	3.1	28.3	4.8	44.3	5.3	48.3	1.6	14.7	5.6	50.8	1.3	12.1	0.9	8.3
1939	29.3	265.4	14.8	134.1	8.0	72.6	2.6	23.7	5.1	46.0	5.0	45.0	1.7	15.5	4.6	41.5	1.4	11.3	1.1	10.0
1940	30.9	304.2	14.9	146.5	7.3	71.5	2.7	26.5	4.9	48.1	4.5	44.2	1.7	16.9	4.2	41.7	1.5	14.7	0.9	8.6
1941	35.1	351.8	14.9	148.9	7.8	78.2	2.7	27.2	4.5	45.3	4.6	46.4	3.7	36.8	3.7	37.5	1.8	18.5	1.1	10.8
1942	36.2	355.8	14.2	139.3	8.5	83.5	2.8	27.6	4.7	45.9	5.1	50.1	3.1	30.8	3.6	34.9	1.8	17.4	1.5	14.0
1943	36.1	385.1	13.8	147.4	8.3	88.6	3.3	35.0	4.3	46.3	4.6	49.4	3.1	33.2	3.9	41.9	2.2	23.0	1.1	12.1
1944	37.5	376.5	14.6	141.1	6.8	68.4	3.6	36.4	3.8	38.1	4.1	41.7	3.4	34.0	4.0	40.2	1.9	19.5	1.3	13.0
1945	38.1	376.9	15.2	150.4	7.6	74.8	3.6	35.4	3.9	38.1	4.3	41.9	3.8	37.4	3.3	32.7	1.9	19.1	1.4	13.9
1946	37.5	361.7	15.3	147.6	7.2	69.6	3.6	35.0	3.9	37.8	3.8	36.2	4.0	38.6	3.7	35.6	2.0	18.9	1.5	14.2
1947	38.3	373.9	14.8	144.4	8.1	78.8	4.2	40.8	3.6	35.6	3.6	35.3	3.5	34.2	3.4	33.1	2.0	20.0	1.4	13.3

TABLE 9A.—FOUR CHIEF CAUSES OF DEATH IN THE DIFFERENT AGE-GROUPS (INCLUDING INDIANS), 1947.

Int. List No.	Cause of Death.	Deaths in Age-groups by Cause of Death.	Per Cent. of Deaths in Age-groups due to Specified Causes.	Age Specific Death-rate.	Deaths from Specified Causes at all Ages.
	Under 1 Year—Deaths, 959.				
159	1. Premature birth	300	31.3	11.85	300
157	2. Congenital malformations	119	12.4	4.70	140
107–109	3. Pneumonia	105	10.9	4.15	417
160	4. Injury at birth	85	8.9	3.36	85
	1–4 Years—Deaths, 204.				
169–195	1. Accidental deaths	64	31.4	0.87	853
13–22	2. Tuberculosis	33	16.2	0.45	536
107–109	3. Pneumonia	16	7.8	0.22	417
119, 120	4. Diarrhœa and enteritis	8	3.9	0.11	73
33	4. Influenza	8	3.9	0.11	46
	5–9 Years—Deaths, 91.				
169–195	1. Accidental deaths	29	31.9	0.37	853
13–22	2. Tuberculosis	19	20.9	0.24	536
107–109	3. Pneumonia	7	7.7	0.09	417
157	4. Congenital malformations	3	3.3	0.04	140
	10–19 Years—Deaths, 195.				
169–195	1. Accidental deaths	63	32.3	0.44	853
13–22	2. Tuberculosis	60	30.8	0.42	536
90–95, 97, 99, and 83E	3. Diseases of the heart and arteries	6	3.1	0.04	3,860
107–109	4. Pneumonia	5	2.6	0.04	417
121	4. Appendicitis	5	2.6	0.04	38
	20–29 Years—Deaths, 372.				
169–195	1. Accidental deaths	116	31.2	0.65	853
13–22	2. Tuberculosis	104	28.0	0.58	536
90–95, 97, 99, and 83E	3. Diseases of the heart and arteries	22	5.9	0.12	3,860
163, 164	4. Suicides	20	5.4	0.11	141
	30–39 Years—Deaths, 416.				
169–195	1. Accidental deaths	87	20.9	0.52	853
13–22	2. Tuberculosis	75	18.0	0.51	536
45–55	3. Cancer and other malignant tumours	52	12.5	0.31	1,486
90–95, 97, 99, and 83E	4. Diseases of the heart and arteries	47	11.3	0.28	3,860
	40–49 Years—Deaths, 613.				
90–95, 97, 99, and 83E	1. Diseases of the heart and arteries	174	28.4	1.40	3,860
45–55	2. Cancer and other malignant tumours	109	17.8	0.88	1,486
169–195	3. Accidental deaths	85	13.9	0.68	853
13–22	4. Tuberculosis	64	10.4	0.52	536
	50–59 Years—Deaths, 1,222.				
90–95, 97, 99, and 83E	1. Diseases of the heart and arteries	416	34.0	3.87	3,860
45–55	2. Cancer and other malignant tumours	262	21.4	2.43	1,486
169–195	3. Accidental deaths	82	6.7	0.76	853
13–22	4. Tuberculosis	57	4.7	0.53	536
	60–69 Years—Deaths, 2,420.				
90–95, 97, 99, and 83E	1. Diseases of the heart and arteries	1,028	42.5	11.27	3,860
45–55	2. Cancer and other malignant tumours	507	21.0	5.56	1,486
83A–D	3. Intracranial lesions of vascular origin	118	4.9	1.29	376
169–195	4. Accidental deaths	112	4.6	1.23	853
	70–79 Years—Deaths, 2,446.				
90–95, 97, 99, and 83E	1. Diseases of the heart and arteries	1,225	50.1	28.03	3,860
45–55	2. Cancer and other malignant tumours	380	15.5	8.70	1,486
83A–D	3. Intracranial lesions of vascular origin	115	4.7	2.63	376
131	4. Chronic nephritis	98	4.0	2.24	342
	80 Years and over—Deaths, 1,675.				
90–95, 97, 99, and 83E	1. Diseases of the heart and arteries	939	56.1	80.26	3,860
45–55	2. Cancer and other malignant tumours	154	9.2	13.16	1,486
169–195	3. Accidental deaths	87	5.2	7.44	853
107–109	4. Pneumonia	76	4.5	6.50	417

TABLE 9B.—FOUR CHIEF CAUSES OF DEATH IN THE DIFFERENT AGE-GROUPS (EXCLUDING INDIANS), 1947.

Int. List No.	Cause of Death.	Deaths in Age-groups by Cause of Death.	Per Cent. of Deaths in Age-groups due to Specified Causes.	Age Specific Death-rate.	Deaths *from* Specified Causes at all Ages.
	Under 1 Year—Deaths, 734.				
159	1. Premature birth	255	34.7	10.53	255
157	2. Congenital malformations	115	15.7	4.75	135
160	3. Injury at birth	85	11.6	3.51	85
107–109	4. Pneumonia	55	7.5	2.27	337
	1–4 Years—Deaths, 118.				
169–195	1. Accidental deaths	52	44.1	0.74	801
157	2. Congenital malformations	7	5.9	0.10	135
119	3. Diarrhœa and enteritis	6	5.1	0.09	49
107–109	3. Pneumonia	6	5.1	0.09	337
121	3. Appendicitis	6	5.1	0.09	44
45–55	4. Cancer and other malignant tumours	5	4.2	0.07	1,469
	5–9 Years—Deaths, 61.				
169–195	1. Accidental deaths	26	42.6	0.34	801
157	2. Congenital malformations	3	4.9	0.04	135
107–109	3. Pneumonia	2	3.3	0.03	337
13–22	3. Tuberculosis	2	3.3	0.03	362
45–55	3. Cancer and other malignant tumours	2	3.3	0.03	1,469
121	3. Appendicitis	2	3.3	0.03	44
	10–19 Years—Deaths, 131.				
169–195	1. Accidental deaths	58	44.3	0.48	801
13–22	2. Tuberculosis	16	12.2	0.13	362
107–109	3. Pneumonia	4	3.1	0.03	337
130–132	3. Nephritis	4	3.1	0.03	359
163, 164	3. Suicides	4	3.1	0.03	134
	20–29 Years—Deaths, 306.				
169–195	1. Accidental deaths	107	35.0	0.65	801
13–22	2. Tuberculosis	67	21.9	0.41	362
90–95, 97, 99, and 83E	3. Diseases of the heart and arteries	19	6.2	0.12	3,803
163, 164	4. Suicides	16	5.2	0.10	134
	30–39 Years—Deaths, 385.				
169–195	1. Accidental deaths	83	21.6	0.53	801
13–22	2. Tuberculosis	59	15.3	0.38	362
45–55	3. Cancer and other malignant tumours	49	12.7	0.31	1,469
90–95, 97, 99, and 83E	4. Diseases of the heart and arteries	47	12.2	0.30	3,803
	40–49 Years—Deaths, 587.				
90–95, 97, 99, and 83E	1. Diseases of the heart and arteries	171	29.1	1.47	3,803
45–55	2. Cancer and other malignant tumours	107	18.2	0.92	1,469
169–195	3. Accidental deaths	81	13.8	0.70	801
13–22	4. Tuberculosis	57	9.7	0.49	362
	50–59 Years—Deaths, 1,195.				
90–95, 97, 99, and 83E	1. Diseases of the heart and arteries	410	34.3	4.02	3,803
45–55	2. Cancer and other malignant tumours	255	21.3	2.50	1,469
169–195	3. Accidental deaths	77	6.4	0.75	801
13–22	4. Tuberculosis	55	4.6	0.54	362
	60–69 Years—Deaths, 2,385.				
90–95, 97, 99, and 83E	1. Diseases of the heart and arteries	1,019	42.7	11.96	3,803
45–55	2. Cancer and other malignant tumours	506	21.2	5.94	1,469
83A–D	3. Intracranial lesions of vascular origin	115	4.8	1.35	370
169–195	4. Accidental deaths	110	4.6	1.29	801
	70–79 Years—Deaths, 2,404.				
90–95, 97, 99, and 83E	1. Diseases of the heart and arteries	1,214	50.5	36.27	3,803
45–55	2. Cancer and other malignant tumours	376	15.6	11.23	1,469
83A–D	3. Intracranial lesions of vascular origin	114	4.7	3.41	370
130–132	4. Nephritis	101	4.2	3.02	359
	80 Years and over—Deaths, 1,624.				
90–95, 97, 99, and 83E	1. Diseases of the heart and arteries	918	56.5	102.44	3,803
45–55	2. Cancer and other malignant tumours	154	9.5	17.19	1,469
169–195	3. Accidental deaths	85	5.2	9.49	801
107–109	4. Pneumonia	72	4.4	8.03	337

MORTALITY FROM NOTIFIABLE DISEASES.

The deaths from notifiable diseases for both the including and excluding Indian groups during the period 1943–47 are shown below in Table 10. This is the required list as stipulated by the Dominion Council of Health.

Increases are again apparent in the total number of deaths from cancer and from bronchial pneumonia, whereas decreases are noted in the number of deaths from tuberculosis, paratyphoid fever, influenza, and syphilis.

TABLE 10.—MORTALITY FROM NOTIFIABLE DISEASES, 1943–47.

Int. List No.	Cause of Death.	Including Indians.					Excluding Indians.				
		1943.	1944.	1945.	1946.	1947.	1943.	1944.	1945.	1946.	1947.
43A	Actinomycosis	1	1	.....	3	.....	1	1	.....	3	.....
7	Anthrax	.....	.....	.....	.....	.....	.....	.....	.....	.....	.....
177A	Botulism	.....	3	.....	.....	.....	.....	3	.....	.....	.....
45–55	Cancer	1,290	1,350	1,407	1,459	1,486	1,281	1,334	1,389	1,441	1,469
6	Cerebrospinal meningitis (epidemic)	10	8	2	3	7	8	7	2	3	7
38E	Chicken-pox	1	1	.....	4	3	1	1	.....	2	2
4	Cholera, Asiatic	.....	.....	.....	.....	.....	.....	.....	.....	.....	.....
88B	Conjunctivitis, acute	.....	.....	.....	.....	.....	.....	.....	.....	.....	.....
10	Diphtheria	5	1	2	5	4	3	1	1	4	4
27A, B	Dysentery (amœbic and bacillary)	11	1	.....	2	.....	10	1	.....	1	.....
37	Encephalitis	11	2	2	2	3	11	2	2	2	3
11	Erysipelas	3	.....	2	1	.....	3	.....	2	1	.....
38D	German measles	.....	.....	.....	.....	.....	.....	.....	.....	.....	.....
26B	Glanders	.....	.....	.....	.....	.....	.....	.....	.....	.....	.....
33	Influenza	189	138	48	72	46	134	114	38	47	23
23	Leprosy	2	.....	.....	.....	.....	2	.....	.....	.....	.....
28	Malaria	1	1	.....	.....	1	1	1	.....	.....	1
24C	Malignant œdema	.....	.....	.....	.....	.....	.....	.....	.....	.....	.....
35	Measles	22	4	21	2	17	11	2	9	1	4
44C	Mumps	2	8	1	.....	.....	2	8	1	.....	.....
25A	Ophthalmia neonatorum	1	.....	.....	1	.....	1	.....	.....	.....	.....
2	Paratyphoid fever	.....	1	3	12	3	.....	.....	3	12	3
69	Pellagra	1	.....	1	.....	1	1	.....	1	.....	1
3	Plague	.....	.....	.....	.....	.....	.....	.....	.....	.....	.....
	Pneumonia—										
107	Bronchial	154	219	180	211	244	127	194	147	164	212
108	Lobar	215	132	120	146	100	202	108	108	128	87
36	Poliomyelitis	1	2	1	1	12	1	1	1	1	12
38G	Psittacosis	.....	.....	.....	.....	.....	.....	.....	.....	.....	.....
147B	Puerperal septicæmia	11	3	7	3	.....	10	2	7	3	.....
38B	Rabies	.....	.....	.....	.....	.....	.....	.....	.....	.....	.....
38C	Rocky Mountain spotted fever	.....	.....	.....	.....	1	.....	.....	.....	.....	1
8	Scarlet fever	2	2	2	.....	2	2	2	1	.....	2
115B	Septic sore throat	4	10	8	2	.....	2	10	8	2	.....
34	Smallpox	.....	.....	.....	.....	.....	.....	.....	.....	.....	.....
12	Tetanus	1	.....	1	1	1	1	.....	1	1	1
29A	Tick paralysis	.....	.....	.....	.....	.....	.....	.....	.....	.....	.....
88A	Trachoma	.....	.....	.....	.....	.....	.....	.....	.....	.....	.....
42A	Trichinosis	.....	.....	.....	.....	.....	.....	.....	.....	.....	.....
13–22	Tuberculosis	613	517	525	576	536	405	346	352	369	362
26A	Tularæmia	.....	1	.....	.....	.....	.....	1	.....	.....	.....
1	Typhoid fever	3	4	.....	3	3	3	3	.....	2	2
39A–C	Typhus fever	.....	.....	.....	.....	.....	.....	.....	.....	.....	.....
5	Undulant fever	.....	.....	1	.....	.....	.....	.....	1	.....	.....
	Venereal diseases—										
44A, 25B	Gonorrhœa	3	.....	.....	1	.....	3	.....	.....	1	.....
30	Syphilis	94	78	85	84	67	89	70	80	75	60
9	Whooping-cough	16	10	8	5	17	12	9	4	.....	6
38A	Yellow fever	.....	.....	.....	.....	.....	.....	.....	.....	.....	.....

INFANT MORTALITY.

Infant mortality rates, for both including and excluding Indians, maintained the downward trend for 1947, as set by the previous year. There was a decrease in number of deaths from influenza in the groups including Indians, but in the excluding-Indian group there were no fatalities from this disease at all. There was a considerable increase in deaths from tuberculosis, whooping-cough, and injury at birth for both groups. Prematurity, the leading cause of death among children under 1 year, accounted for 31.3 per cent. of the 1947 infant deaths.

The leading causes of death among children under 1 year of age are given for both including and excluding Indians in Table 11.

TABLE 11.—INFANT MORTALITY, 1943–47.

Int. List No.	Cause of Death.	Including Indians.					Excluding Indians.				
		1943.	1944.	1945.	1946.	1947.	1943.	1944.	1945.	1946.	1947.
161A	Atelectasis	23	38	25	29	41	22	37	23	27	36
106	Bronchitis	6	3	5	4	5	.....	.....	4	2	3
107	Bronchopneumonia	39	56	51	57	57	25	35	27	22	35
158	Congenital debility	13	23	19	17	25	2	8	5	8	12
86	Convulsions	8	2	.....	6	2	2	1	.....	.....	.....
119	Diarrhœa and enteritis	27	39	60	69	53	19	20	39	50	31
64	Diseases of the thymus gland	37	28	35	24	40	35	26	34	21	38
33	Influenza	20	22	10	16	9	10	11	4	5	.....
160	Injury at birth	69	67	61	75	85	67	61	57	71	85
157	Malformations	96	95	114	124	119	90	88	110	117	115
35	Measles	7	1	10	2	11	4	.....	4	1	1
108–109	Pneumonia (other than bronchopneumonia)	45	52	43	53	48	15	26	13	16	20
159	Premature birth	218	221	244	239	300	202	196	217	212	255
13–22	Tuberculosis	8	10	13	7	15	.....	5	4	1	3
9	Whooping-cough	8	8	5	2	17	6	7	3	.....	6
	Other causes	87	102	97	128	132	63	62	62	78	94
	Totals	711	767	792	852	959	562	583	606	631	734
	Living births	18,802	18,999	18,877	22,609	26,286	17,666	17,797	17,646	21,296	24,906
	Rate per 1,000 living births	37.8	40.4	42.0	37.7	36.5	31.8	32.8	34.3	29.6	29.5

TABLE 12.—NEO-NATAL, INFANT, AND MATERNAL MORTALITY RATES FOR BRITISH COLUMBIA, 1938–47.

	1938.	1939.	1940.	1941.	1942.	1943.	1944.	1945.	1946.	1947.
Neo-natal mortality rates per 1,000 live births—										
Including Indians	22.6	22.1	21.4	21.1	20.0	23.3	23.7	24.1	22.1	22.4
Excluding Indians	21.9	19.8	18.9	19.2	19.1	22.2	22.0	23.1	19.7	20.8
Indians	43.2	52.2	55.8	50.2	35.3	41.4	49.1	39.0	47.2	52.9
Infant mortality rates per 1,000 live births—										
Including Indians	44.6	39.0	38.0	36.7	35.5	37.8	40.4	42.0	37.7	36.5
Excluding Indians	34.7	30.7	28.6	30.0	29.5	31.8	32.8	34.3	29.6	29.5
Indians	175.0	147.4	166.5	142.9	127.5	131.2	153.1	151.1	168.3	163.0
Maternal mortality rates per 1,000 live births—										
Including Indians	3.8	3.1	3.1	2.7	2.7	2.5	2.6	2.6	1.7	1.2
Excluding Indians	3.6	2.3	2.8	2.2	2.5	2.3	2.4	2.4	1.4	1.2
Indians	6.8	13.6	7.4	10.0	4.9	6.2	5.8	5.7	6.1	7.2

GRAPH E.—INFANT AND MATERNAL MORTALITY RATES, BRITISH COLUMBIA, 1938–47.
(Rates per 1,000 live births.)

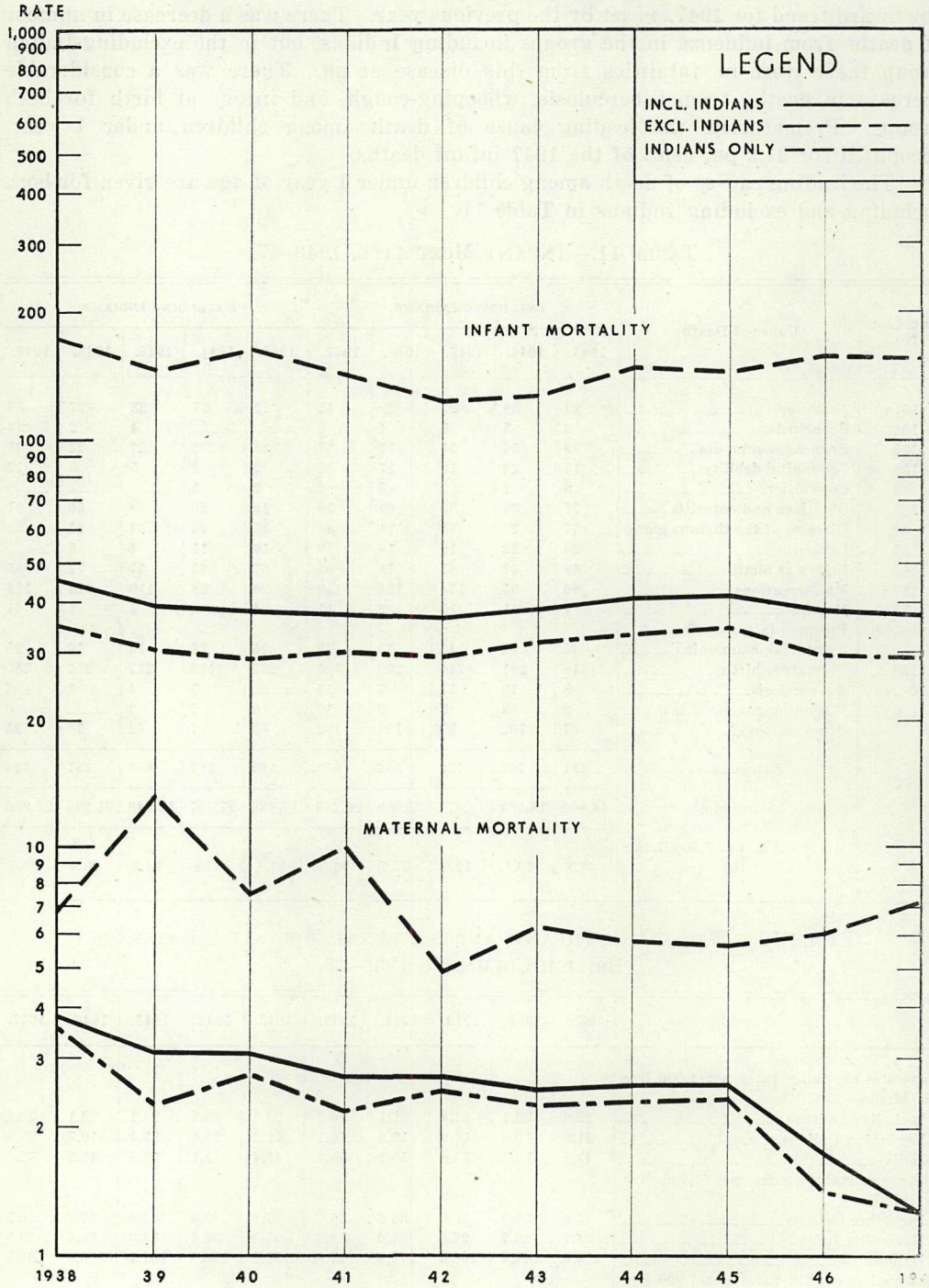

MATERNAL MORTALITY.

The maternal mortality rates, including and excluding Indians, dropped to 1.2 for 1947. There were only 32 maternal deaths including Indians and 31 when Indians were excluded. The causes of maternal deaths for the period 1943–47 are given in Table 13.

TABLE 13.—MATERNAL MORTALITY, 1943–47.

Int. List No.	Cause of Death.	Including Indians.					Excluding Indians.				
		1943.	1944.	1945.	1946.	1947.	1943.	1944.	1945.	1946.	1947.
140	Abortion with mention of infection	7	8	7	1	3	7	7	7	1	3
141	Abortion without mention of infection	4	1	3	.....	.....	4	1	2	.....	.....
142	Ectopic gestation	3	6	5	1	2	3	6	5	1	2
143	Hæmorrhage of pregnancy	.....	.....	.....	.....	.....	.....	.....	.....	.....	.....
144	Toxæmias of pregnancy	.....	3	1	4	4	.....	3	1	4	4
145	Other diseases and accidents of pregnancy	2	.....	.....	2	2	1	.....	.....	2	2
146	Hæmorrhage of childbirth and puerperium	16	6	7	6	5	14	5	5	4	5
147	Infection during childbirth and puerperium	6	12	14	14	6	5	10	12	13	6
148	Puerperal toxæmias	5	6	6	5	5	5	6	6	4	5
149	Other accidents and specified conditions of childbirth	2	4	5	2	3	1	4	5	1	2
150	Other and unspecified conditions of childbirth and puerperium	2	4	2	3	2	.....	1	.....	.....	2
	Totals	47	50	50	38	32	40	43	43	30	31
	Rate per 1,000 living births	2.5	2.6	2.6	1.7	1.2	2.3	2.4	2.4	1.4	1.2

MORTALITY FROM TUBERCULOSIS.

Tuberculosis was responsible for 536 deaths in 1947, a death-rate of 0.51 per 1,000 population, a slight decrease from the 1946 figure of 0.57. When Indians are excluded, the rate becomes considerably lower and stands at 0.36 per 1,000 population. The distribution of deaths from tuberculosis by the sites and organs affected is shown in Table 14.

TABLE 14.—MORTALITY FROM TUBERCULOSIS, 1943–47.

Int. List No.	Organ or Site affected.	Including Indians.					Excluding Indians.				
		1943.	1944.	1945.	1946.	1947.	1943.	1944.	1945.	1946.	1947.
13	Respiratory system	537	443	437	492	457	368	307	300	323	316
14	Meninges, central nervous system	36	31	44	40	36	12	16	19	19	13
15	Intestines and peritoneum	8	13	6	9	6	5	8	6	4	4
16	Vertebral column	11	5	6	5	11	6	3	3	2	9
17	Bones and joints	3	3	1	3	2	2	2	.....	2	1
18–21	Other organs and unspecified	11	7	13	9	12	7	4	11	7	12
22	Disseminated tuberculosis	7	15	18	18	12	5	8	13	12	7
	Totals	613	517	525	576	536	405	348	352	369	362
	Per cent. of all deaths	6.12	5.33	5.38	5.68	5.05	4.34	3.82	3.86	3.92	3.65
	Rate per 1,000 population	0.68	0.55	0.55	0.57	0.51	0.46	0.38	0.38	0.38	0.36

MORTALITY FROM CANCER (INCLUDING INDIANS).

This year the number of cancer deaths totalled 1,486, of which 852 were males and 634 females. Although this is an apparent increase over last year's figures in the number of fatalities from this disease, the death-rate has again decreased slightly.

The distribution of deaths from cancer by the various organs and sites affected for the five-year period 1943–47 is shown in Table 15.

TABLE 15.—MORTALITY FROM CANCER, 1943–47.

Int. List No.	Organ or Site affected.	1943.	1944.	1945.	1946.	1947.
45	Buccal cavity	41	41	50	34	41
46	Digestive tract and peritoneum	627	694	704	706	695
47	Respiratory	107	120	104	132	147
48–49	Female genital organs	126	123	129	128	143
50	Breast	119	133	125	164	127
53	Skin	16	14	20	15	18
51, 52, 54, 55	Other sites and not specified	254	225	275	280	315
	Totals	1,290	1,350	1,407	1,459	1,486
	Per cent. of all deaths	12.88	13.92	14.42	14.39	14.00
	Rate per 1,000 population	1.43	1.45	1.48	1.45	1.42

SPECIAL CLASSIFICATION OF ACCIDENTAL DEATHS.

All accidental deaths are included within the International List of Causes of Death, Nos. 169–195. However, accidental deaths described by International List Nos. 169–176, 180, and 187 are classified under those titles without regard to the nature of the injury. In order that the nature of the injury may be tabulated, a supplementary code for nature of injury has been used.

Table 16 shows special classes of accidental deaths in British Columbia, classified according to nature of injury in 1947. Included also are International List numbers. It will be noted that these include only the numbers 169–176, 178, 180–183, 185–187, and 193.

TABLE 16.—SPECIAL CLASSIFICATION OF ACCIDENTAL DEATHS.

Int. List No.	Cause of Death.	Male.	Female.	Total.
	Accidental absorption of poisonous gas	33	5	38
172	Water transport accidents	1	.....	1
174	Accidents in mines and quarries	2	.....	2
178	Accidental absorption of poisonous gas	20	3	23
180	Conflagration	10	2	12
	Accidental burns	30	16	46
169	Railway accidents (excluding motor-vehicles)	2	.....	2
170C	Automobile accidents (excluding trains or street-cars)	5	1	6
172	Water transport accidents	1	.....	1
176	Other accidents involving machinery	1	.....	1
180	Conflagration	13	7	20
181	Accidental burns (conflagration excepted)	8	8	16
	Accidental mechanical suffocation	12	5	17
174	Accidents in mines and quarries	2	.....	2
182	Accidental mechanical suffocation	10	5	15
	Accidental drowning	116	28	144
170C	Automobile accidents (excluding trains or street-cars)	4	2	6
172	Water transport accidents	25	5	30
173	Air transport accidents	1	.....	1
175A	Accidents involving agricultural machinery and vehicles	1	.....	1
175E	Other forestry accidents	3	.....	3
176	Other accidents involving machinery	1	.....	1
183	Accidental drowning	81	21	102
	Accidental injury by cutting or piercing instruments	11	.....	11
173	Air transport accidents	1	.....	1
174	Accidents in mines and quarries	1	.....	1
176	Other accidents involving machinery	7	.....	7
185	Accidental injury by cutting or piercing instruments	2	.....	2
	Accidental injury by fall	104	88	192
169	Railway accidents (excluding motor-vehicles)	3	.....	3
170C	Automobile accidents (excluding trains or street-cars)	4	1	5
171A	Street-car accidents (excluding trains and motor-vehicles)	.....	1	1
171B	Other road transport accidents (excluding street-cars, trains, and motor-vehicles)	.....	1	1
174	Accidents in mines and quarries	2	.....	2
175A	Accidents involving agricultural machinery and vehicles	2	.....	2
175B	Injury by animals, in agriculture	1	.....	1
175C	Other agricultural accidents	2	.....	2
175E	Other forestry accidents	1	.....	1
186A	Accidental injury by fall	89	85	174
	Accidental injury by crushing	269	37	306
169	Railway accidents (excluding motor-vehicles)	16	.....	16
170A	Collisions with trains	7	1	8
170B	Collisions with street-cars	4	1	5
170C	Automobile accidents (excluding trains or street-cars)	136	31	167
170D	Motor-cycle accidents (excluding automobiles)	5	.....	5
171A	Street-car accidents (excluding trains and motor-vehicles)	7	3	10
171B	Other road transport accidents (excluding street-cars, trains, and motor-vehicles)	3	.....	3
172	Water transport accidents	2	.....	2
173	Air transport accidents	3	1	4
174	Accidents in mines and quarries	6	.....	6
175B	Injury by animals, in agriculture	2	.....	2
175C	Other agricultural accidents	1	.....	1
175D	Accidents involving forestry machinery and vehicles	8	.....	8
175E	Other forestry accidents	45	.....	45
176	Other accidents involving machinery	12	.....	12
186B	Accidental injury by crushing	12	.....	12
	Accidents due to electric currents	2	.....	2
193	Accidents due to electric currents	2	.....	2
	Total special classification of accidental deaths (listed above)	577	179	756
169–195	Total accidental deaths	653	200	853

STILL-BIRTHS.

Still-births in 1947 numbered 340, making a rate of 12.9 per 1,000 live births, the lowest rate recorded in the ten-year period shown below.

Table 17 shows the number of still-births and the rate per 1,000 living births, including and excluding Indians, for the period 1938–47.

TABLE 17.—STILL-BIRTHS, 1938–47.

Year.	Including Indians.			Excluding Indians.		
	Number of Still-births.	Number of Living Births.	Rate per 1,000 Living Births.	Number of Still-births.	Number of Living Births.	Rate per 1,000 Living Births.
1938	256	12,476	20.5	248	11,596	21.4
1939	239	12,373	19.3	230	11,491	20.0
1940	274	13,830	19.8	260	12,881	20.2
1941	287	15,038	19.1	273	14,142	19.3
1942	304	16,808	18.1	292	15,788	18.5
1943	317	18,802	16.9	302	17,666	17.1
1944	298	18,999	15.7	291	17,797	16.4
1945	328	18,877	17.4	316	17,646	17.9
1946	321	22,609	14.2	305	21,296	14.3
1947	340	26,286	12.9	317	24,906	12.7

MARRIAGES.

The upward trend of marriages in British Columbia, as was set in the year 1944, was maintained this year, with a total of 11,852 marriages, a rate of 11.4 per 1,000 population.

Table 18 shows the number of marriages performed, by the conjugal condition of the contracting parties, and the rate per 1,000 population during the ten-year period, 1938–47.

TABLE 18.—MARRIAGES BY CONJUGAL CONDITION OF CONTRACTING PARTIES, 1938–47.

Year.	Conjugal Condition of Contracting Parties.						Total Number of Marriages.	Marriage Rate per 1,000 Population.
	Single.		Widowed.		Divorced.			
	Male.	Female.	Male.	Female.	Male.	Female.		
1938	5,438	5,486	392	344	305	305	6,135	7.9
1939	7,149	7,128	391	360	322	374	7,862	9.9
1940	8,678	8,596	503	528	443	500	9,624	12.0
1941	8,745	8,649	525	583	499	537	9,769	11.9
1942	9,643	9,538	598	613	586	676	10,827	13.1
1943	8,203	8,077	585	668	597	640	9,385	10.4
1944	7,176	7,116	669	657	589	661	8,434	9.0
1945	7,811	7,733	619	751	832	778	9,262	9.8
1946	9,957	9,723	652	838	1,153	1,201	11,762	11.7
1947	9,835	9,676	684	827	1,333	1,349	11,852	11.4

GRAPH F.—MARRIAGES IN BRITISH COLUMBIA, 1938–47.

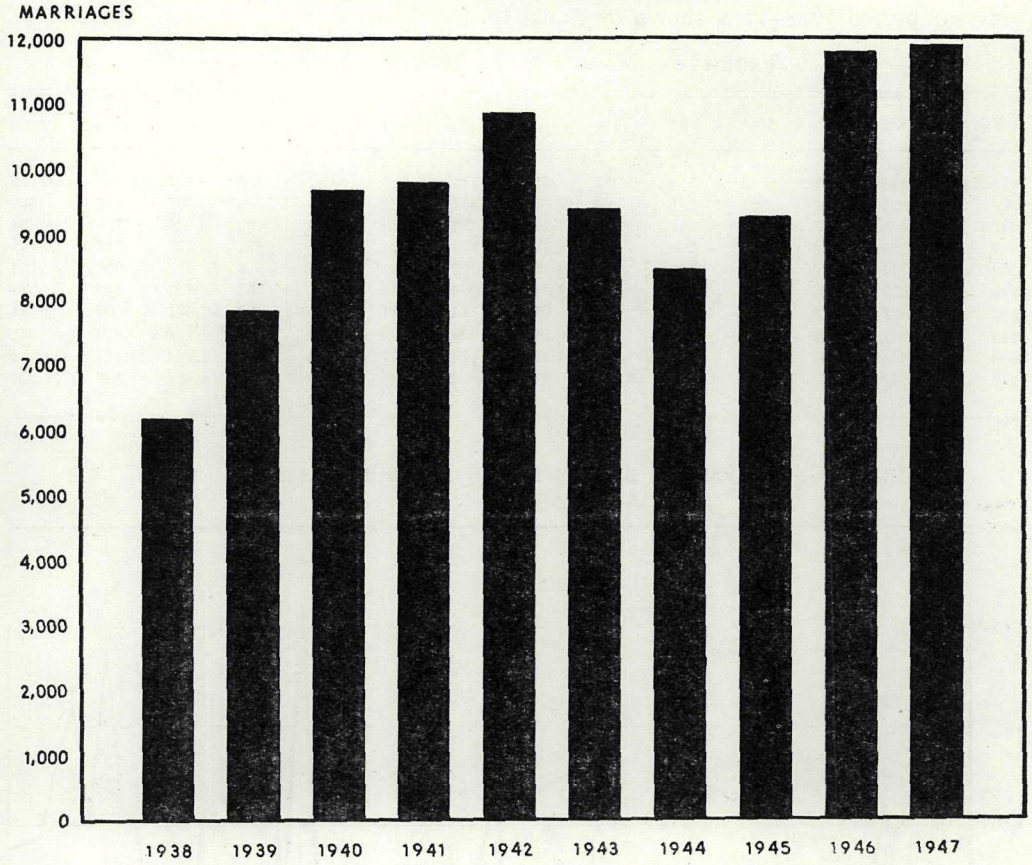

The number of marriages solemnized by months in British Columbia during the ten-year period 1938–47 is shown by Table 19.

TABLE 19.—MARRIAGES BY MONTHS, 1938–47.

Year.	Jan.	Feb.	Mar.	Apr.	May.	June.	July.	Aug.	Sept.	Oct.	Nov.	Dec.	Total.
1938.....	348	319	313	514	379	755	546	518	652	652	580	559	6,135
1939.....	329	387	321	551	464	732	612	623	1,276	968	796	803	7,862
1940.....	454	457	578	588	600	1,124	1,283	1,328	878	798	766	770	9,624
1941.....	505	604	635	760	760	1,129	878	994	885	871	831	917	9,769
1942.....	702	716	729	930	898	1,105	927	1,052	948	1,012	858	950	10,827
1943.....	659	703	686	723	741	1,044	906	826	781	752	720	844	9,385
1944.....	552	526	555	784	642	992	735	711	785	693	651	808	8,434
1945.....	532	539	571	643	657	1,096	928	900	932	804	786	874	9,262
1946.....	632	697	845	900	886	1,444	879	1,177	1,214	1,007	1,064	1,017	11,762
1947.....	650	754	749	995	1,034	1,361	1,022	1,241	1,140	980	968	958	11,852

GRAPH G.—MARRIAGES BY MONTHS IN BRITISH COLUMBIA, 1943–47.

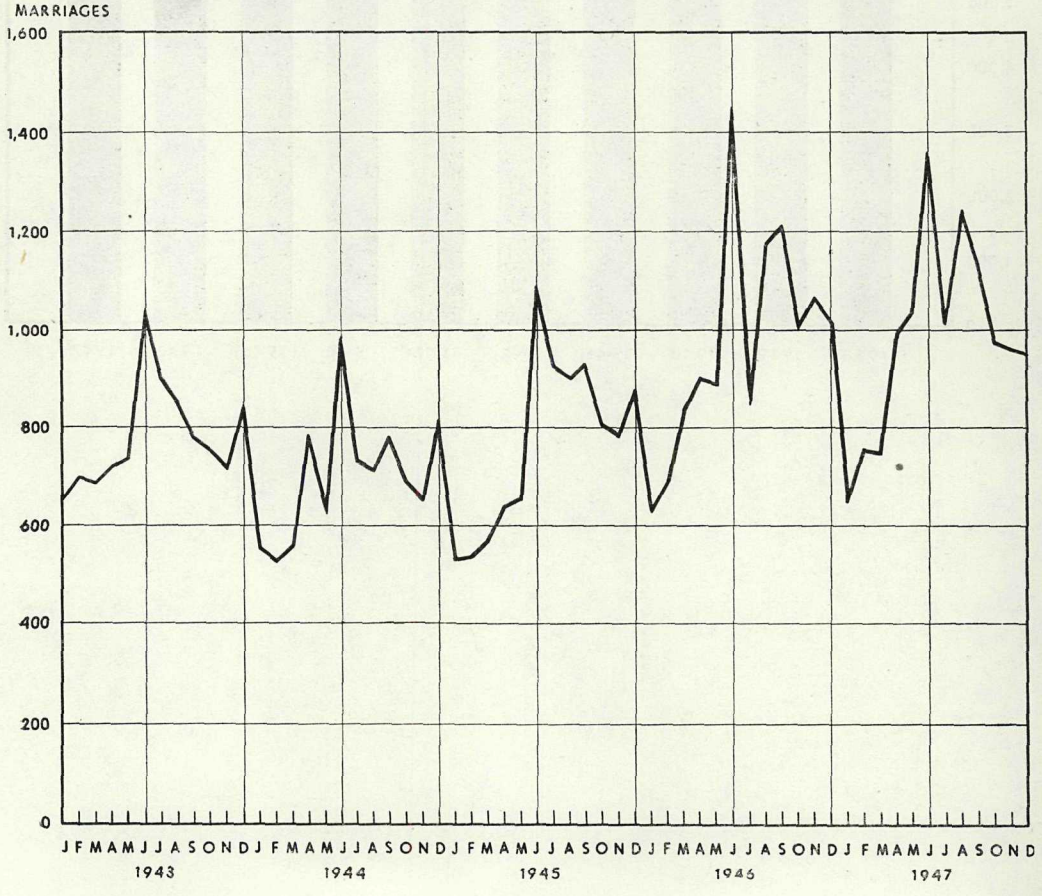

PART II.—ADMINISTRATION AND DIVISIONAL ACTIVITIES.

SUMMARY OF REGISTRATION.

Registration.—One of the principal functions of the Division of Vital Statistics is to effect accurate registration of every birth, death, still-birth, and marriage occurring in the Province. The Division is especially vigilant in ensuring that such registration is complete. To this end a number of checks have been instituted, such as the physician's notice of birth, hospital returns, school returns of children enrolling for the first time, periodic checks of marriage registers, coroners' reports, motor-vehicle accident reports, cemetery returns, and others. In order to assist the public in connection with delayed registration, the Division has, over a period of years, done everything possible to obtain early records of baptisms, burials, doctors' personal records, and other pertinent documents.

Volume of Registration.—There was again an increase in the volume of registrations handled by the Division, the total exceeding by 12 per cent. the previous all-time high of the year 1946. The following table shows the number of registrations accepted over the ten-year period from 1938 to 1947:—

TABLE 1.—SUMMARY OF REGISTRATION, 1938–47.

Year.	Live Births.	Deaths.	Marriages.	Still-births.	Adoptions.	Divorces.	Total.
1938	13,812	7,455	6,158	259	134	652	28,470
1939	13,176	7,626	7,897	279	150	608	29,736
1940	15,616	8,386	9,694	280	163	687	34,826
1941	17,025	8,617	9,828	308	191	563	36,532
1942	18,346	8,916	10,905	313	157	847	39,484
1943	20,068	9,918	9,476	338	249	886	40,935
1944	19,962	9,833	8,549	321	303	1,031	39,999
1945	20,229	9,848	9,317	340	330	1,366	41,430
1946	23,870	10,212	11,875	331	402	2,052	48,742
1947	26,758	10,768	11,892	355	509	1,880	52,162

GRAPH H.—SUMMARY OF REGISTRATIONS OF BIRTHS, DEATHS, AND MARRIAGES IN BRITISH COLUMBIA, 1938–47.

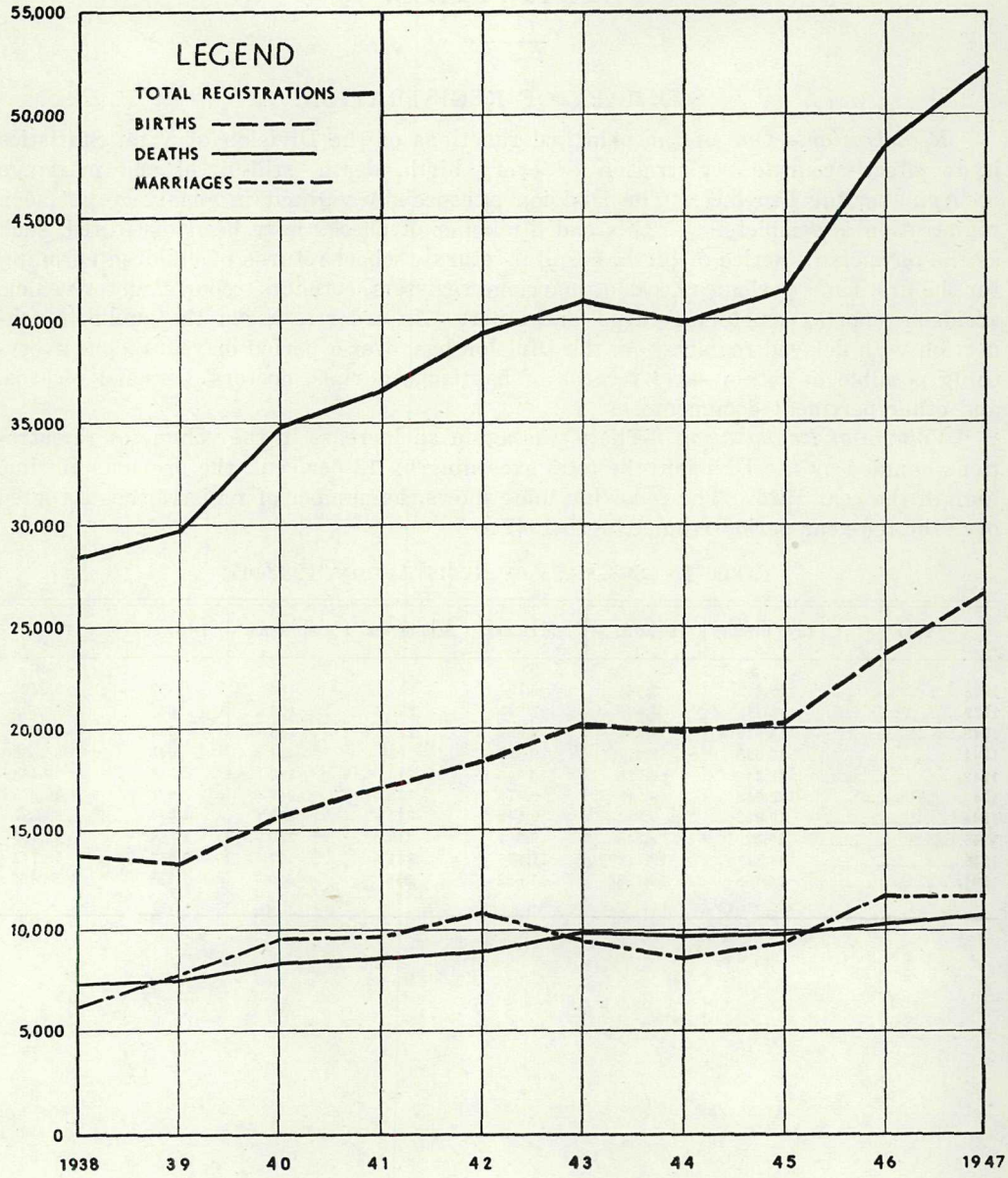

GRAPH I.—ADOPTIONS IN BRITISH COLUMBIA, 1938–47.

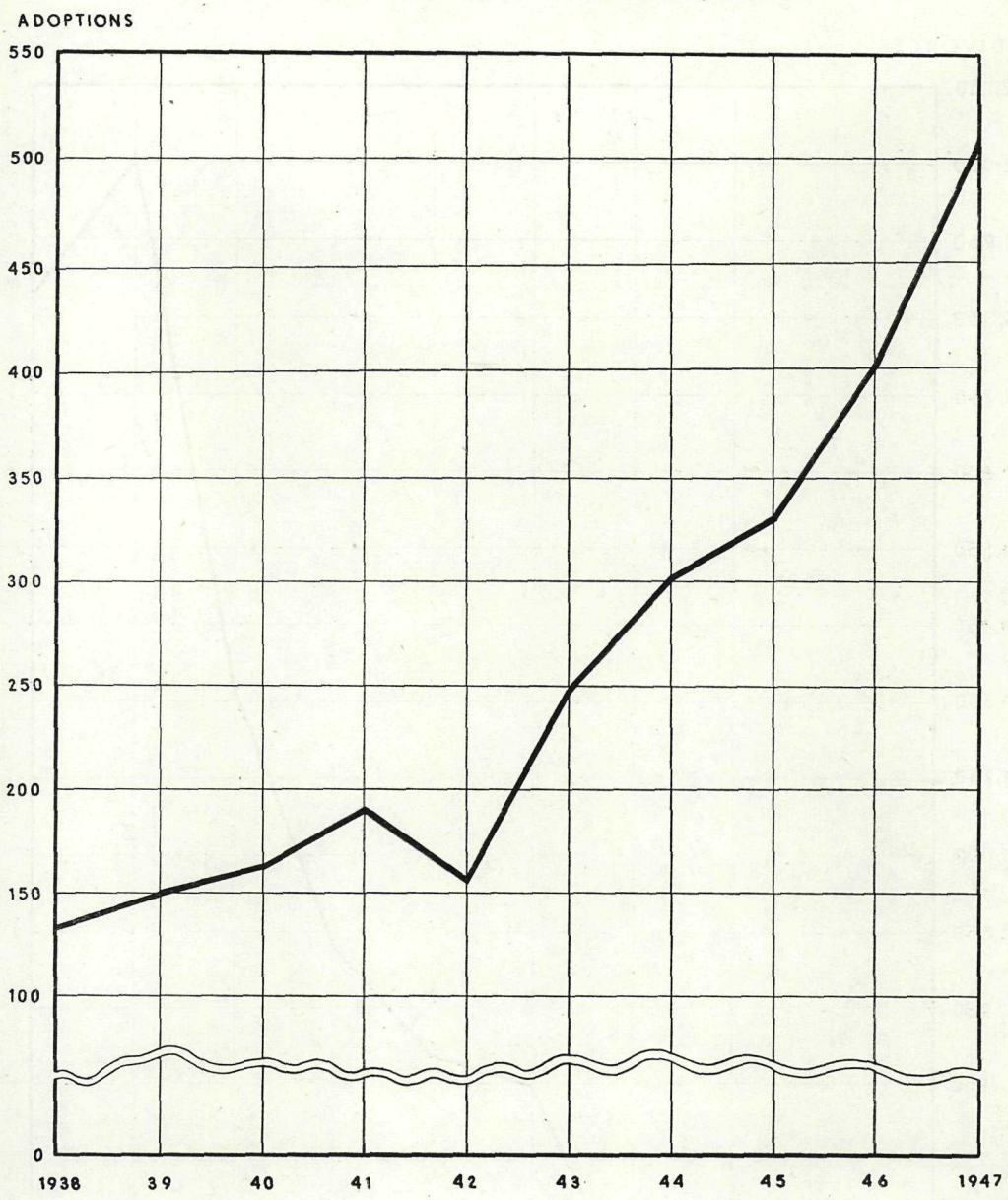

GRAPH J.—DIVORCES IN BRITISH COLUMBIA, 1938–47.

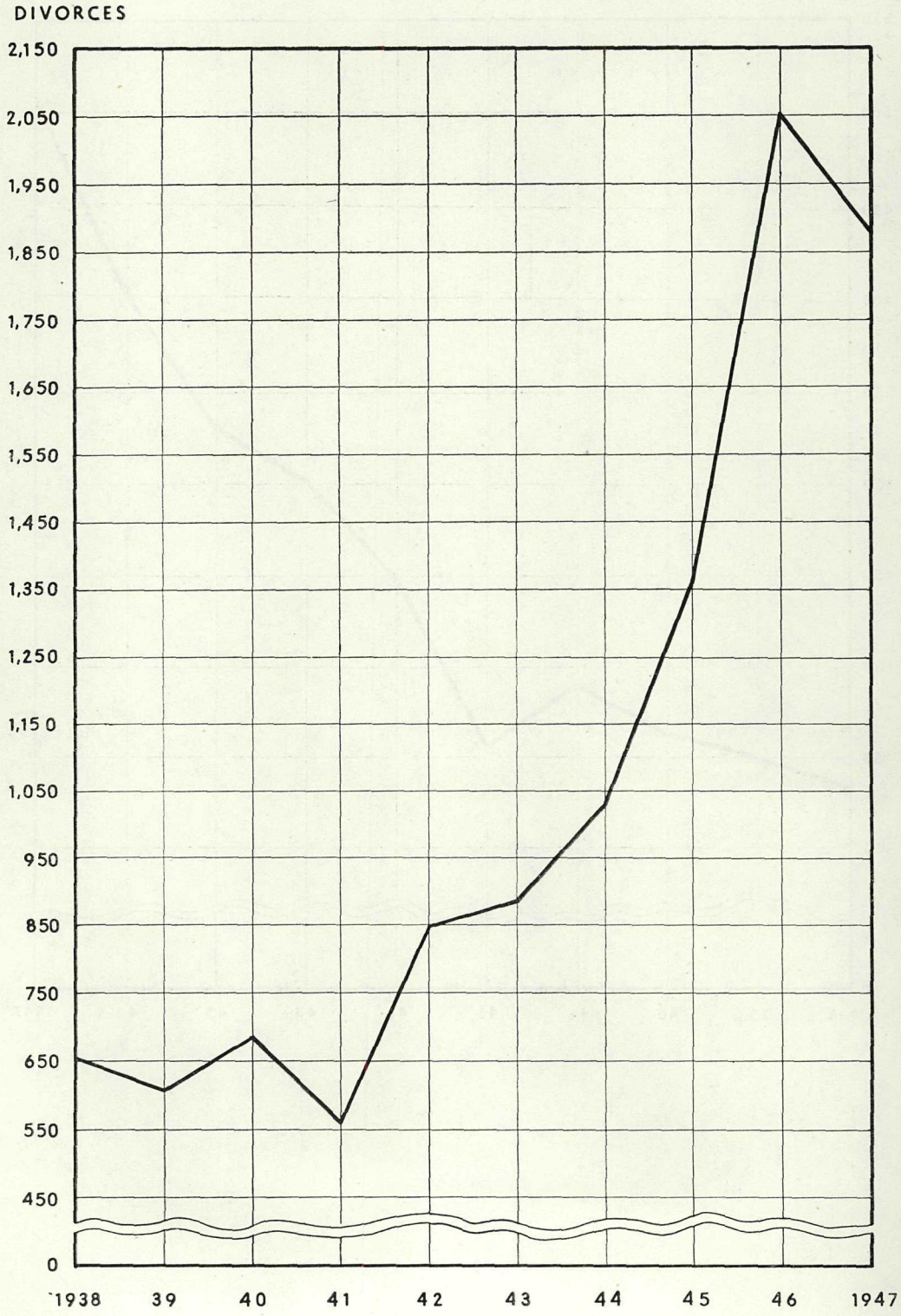

Table 2 shows the total number of current registrations, including Indians, filed with the Division of Vital Statistics during the year ended December 31st, 1947, distributed according to statistical areas.

TABLE 2.—TOTAL NUMBER OF REGISTRATIONS, 1947.

Area.	Living Births.	Deaths.	Marriages.	Area.	Living Births.	Deaths.	Marriages.
1a	67	32	32	7a	108	23	27
1b	420	98	34	7b	3	11	1
1c	161	56	41	7c	241	58	64
2a	106	40	41	8a	285	77	109
2b	735	156	222	8b	47	13	8
2c	596	258	186	8c	5	3	.....
3a	1,141	317	461	8d	205	45	86
3b	640	142	218	8e	113	29	26
3c	133	39	37	8f	156	29	38
4a	3,352	1,390	1,437	8g	2	1	4
4b	10,584	4,709	6,147	9a	.....	6	1
5a	3,279	1,613	1,563	9b	6	5	4
5b	36	38	11	9c	8	3	.....
5c	382	122	149	9d	273	114	110
5d	383	115	100	9e	2	1	.....
5e	19	16	1	9f	19	11	2
5f	98	32	18	10a	5	2	5
6a	5	7	4	10b	.....	1	.....
6b	112	54	71	10c	124	14	37
6c	618	277	178	10d	282	57	95
6d	2	2	.....	Indian reserves	1,666	678	170
6e	2	9	2				
6f	68	22	24	Totals	26,489	10,725	11,863

SUMMARY OF REGISTRATION AMONG THE ORIENTAL RACES.

CHINESE.

A total of 148 Chinese live births, 81 males and 67 females, were registered during the year ended December 31st, 1947. Of these 127 births, 71 males and 56 females actually occurred within the year 1947. The remaining 21 registrations were for births which had occurred in years prior to 1947. There were 2 still-births. Chinese deaths registered in 1947 numbered 333—312 males and 21 females. Tuberculosis accounted for 41 deaths, 37 of which were males and the remaining 4 females. Cancer was responsible for 34 deaths—31 males and 3 females. Deaths of Chinese children under 1 year of age numbered 11. Of these, 5 were males and 6 were females.

JAPANESE.

There were 65 male and 105 female, making a total of 170, Japanese live births registered during the year ended December 31st, 1947. Of these, 152—56 males and 96 females—were registrations of births which had actually occurred within 1947. The remaining 18 were registrations of births which had occurred in previous years. In addition, there were 3 still-births. A total of 50 deaths—39 males and 11 females—were registered during 1947. Tuberculosis deaths totalled 12—9 males and 3 females. Cancer accounted for 9 deaths—7 males and 2 females. There were 3 deaths of children under 1 year—1 male and 2 females.

SUMMARY OF REGISTRATION AMONG INDIANS.

During the year ended December 31st, 1947, there were 1,666 Indian live births registered. Male births totalled 865 and female births totalled 801. Included in these

figures were 6 males and 5 females who were born outside the Province. Still-births numbered 11. A total of 678 deaths—349 males and 329 females—were registered during 1947. Of these, 1 male and 1 female died outside the Province. Tuberculosis was responsible for 176 deaths—72 males and 104 females. A total of 206 children under 1 year died, 121 being males and 85 females. There were 170 marriages.

DOUKHOBOR REGISTRATION OF BIRTHS.

Since instructions were given in May, 1937, the Division, in co-operation with the Provincial Police, has continued the registration of Doukhobor births. Since then there have been 3,875 registrations filed.

Table 3 shows the registration of Doukhobor births during 1947 and the cumulative total from 1937 to 1947 by actual year of birth and sex of child.

TABLE 3.—DOUKHOBOR BIRTHS BY YEAR AND SEX.

Year of Birth.	1947.			Cumulative Total, 1937–47.	Year of Birth.	1947.			Cumulative Total, 1937–47.
	M.	F.	T.			M.	F.	T.	
1907				2	1929				145
1908					1930				104
1909				9	1931				119
1910				24	1932	1	1	2	144
1911				35	1933	1		1	128
1912				46	1934				125
1913				71	1935	1		1	124
1914				86	1936				119
1915				44	1937				163
1916				73	1938				131
1917				74	1939				136
1918				109	1940	1		1	146
1919				110	1941	1		1	129
1920				96	1942				129
1921				81	1943	2	1	3	111
1922				66	1944		1	1	89
1923				74	1945	2	2	4	86
1924				104	1946	1		1	73
1925				76	1947	68	65	133	133
1926				114					
1927				114	Totals	78	70	148	3,875
1928				133					

Table 4 shows Doukhobor births registered during 1947 and the cumulative total from 1937 to 1947, by place of birth.

TABLE 4.—DOUKHOBOR BIRTHS BY PLACE OF BIRTH.

Place of Birth.	1947.			Cumulative Total, 1937–47.
	Home.	Institution.	Total.	
Area 1b—				
Unorganized	.....	.....	.....	1
Area 2—				
Creston	.....	1	1	10
Nelson	.....	45	45	351
New Denver	.....	3	3	13
Revelstoke	.....	.....	.....	1
Rossland	.....	1	1	26
Slocan City	.....	.....	.....	2
Trail	.....	17	17	105
Unorganized	10	3	13	2,391
Area 3—				
Grand Forks	2	25	27	72
Greenwood	.....	.....	.....	2
Kelowna	.....	2	2	4
Oliver	.....	6	6	7
Penticton	.....	2	2	3
Spallumcheen	.....	.....	.....	1
Summerland	.....	.....	.....	1
Unorganized	5	.....	5	848
Area 4a—				
Matsqui	.....	.....	.....	1
Mission City	.....	4	4	4
New Westminster	.....	7	7	7
Surrey	1	.....	1	1
Area 4b—				
Vancouver	.....	13	13	19
Area 5a—				
Nanaimo	.....	1	1	1
Victoria	.....	.....	.....	1
Area 6a—				
Kamloops	.....	.....	.....	1
Area 8a—				
Prince George	.....	.....	.....	1
Area 8b—				
Smithers	.....	.....	.....	1
Totals	18	130	148	3,875

Table 5 shows Doukhobor births registered during 1947 and the cumulative total from 1937 to 1947, by birthplace of parents.

TABLE 5.—DOUKHOBOR BIRTHS BY BIRTHPLACE OF PARENTS.

Part A.

Birthplace of Father.	1947.	Cumulative Total, 1937–47.	Birthplace of Father.	1947.	Cumulative Total, 1937–47.
Alberta	4	10	China	.....	1
British Columbia	57	533	Germany	.....	1
Manitoba	2	41	Greece	.....	1
Nova Scotia	.....	1	Poland	.....	2
Ontario	.....	1	Russia	.....	1,355
Quebec	.....	2	Sicily	.....	1
Saskatchewan	71	1,839	United States	1	3
Prince Edward Island	.....	1	Yugoslavia	.....	8
Canada	.....	20	Manchuria	1	1
Austria	.....	1	Ukrainia	7	7
Galicia	.....	1	Not stated	5	41
Armenia	.....	4	Totals	148	3,875

Part B.

Birthplace of Mother.	1947.	Cumulative Total, 1937–47.	Birthplace of Mother.	1947.	Cumulative Total, 1937–47.
Alberta	.....	3	Russia	.....	1,173
British Columbia	79	803	Switzerland	.....	1
Manitoba	3	35	Scotland	1	1
Nova Scotia	1	2	United States	1	1
Ontario	.....	1	Poland	2	2
Saskatchewan	58	1,812	Ukrainia	2	2
Canada	.....	35	Manchuria	1	1
England	.....	1	Totals	148	3,875
Armenia	.....	2			

COMPLETENESS OF REGISTRATION.

INDIANS.

Current Registration.

The marked improvement in the number and quality of registrations of Indian births, still-births, marriages, and deaths noted in the latter part of 1946 continued throughout 1947. This condition appears to be largely due to the payment of family allowance to Indians, the increased vigilance regarding vital statistics matters stressed by the administrative officers of the Indian Affairs Branch, and the payment of a commission by the Division to the Indian Agents for each statutory return filed. Due to the increased volume of work being undertaken by the Dominion Government to improve conditions generally for the Indian population, there is every reason to assume that the proper recording of vital statistics will continue to be given priority attention by the Indian Agents. Vital statistics records are so closely related to the other records of every agency that the importance of complete and accurate registration cannot be overlooked.

An excellent liaison exists between the office of the Indian Commissioner for British Columbia and the Division. Results of inspections by officials of both departments are compared and efforts can be made to remedy many undesirable situations,

thus exercising a much better control than heretofore. Inspections were made by the Division in eight of the eighteen agencies during the year.

Many difficulties still confront the Indian Agents in all their efforts to secure completeness of registration, but it is felt that an improvement in transportation and educational facilities will go far to reduce these problems in the future. The nomadic nature of the Indians and their lack of understanding of registration appear to be the basis of the difficulties presently existing.

Documentary Revision.

It had become apparent to the Division that due to a lack of the realization of the importance of Indian registration in the years gone by, many inaccuracies existed in the records, and the only practical way to overcome this awkward situation would be to compare agency copies of registrations with the originals on file in the Division and then to make whatever notations would be necessary to bring the records up to date. This work, which was commenced in January, 1947, involves a tremendous amount of checking, typing, reindexing, and similar procedures. Owing to the nature of the undertaking, only birth records are being called in at present, thereby reducing to a minimum the time that the agency copies of registrations are required at the central office. Every effort is made to reduce the amount of work as much as possible for the Indian Agents by completing forms for corrections, making notations, and preparing up-to-date indexes at the central office.

DOUKHOBORS.

Current Registration.

A special field representative of the Division, after completing a two months' course in the central office, commenced work in January, 1947, gathering registrations of Doukhobor vital statistics.

Owing to the religious beliefs of the Doukhobors, it has not been possible to achieve more than a small measure of success. The year was marked by an extraordinary number of outbreaks of violence which led to a full inquiry by a Royal Commission, beginning in October and continuing through November and December. These events had a definite effect in increasing the difficulties in securing registrations.

This remains the most serious problem in accomplishing completeness of registration in the Province. It appears that much depends on the results of the Royal Commission report as to whether or not a solution can be found.

REGISTRATION OF BIRTHS.

Except in the instances mentioned under the headings of " Indians " and " Doukhobors " and in a very small number of other isolated cases, there is no lack of proper birth registration. Though food rationing has ceased, the stimulus of family allowance has proven sufficient to ensure promptness and completeness of registration.

Much appreciation is again extended to the medical practitioners for their co-operation in forwarding notifications of births and still-births to the appropriate District Registrars, thus assisting all concerned to file registrations with a minimum of delay. Likewise, the hospitals have performed a valuable service to the Division in the submission of their monthly returns of births. Gratitude is hereby expressed to the hospital officials for the assistance they have rendered in this connection.

EFFECT OF FAMILY ALLOWANCE.

Since the inception of family allowances a most effective check on completeness of birth registration has been automatically in existence due to the desire of parents

to obtain the allowance, combined with the vigilance of the officials of the Family Allowance Branch in insisting upon prompt verification of particulars of birth. An excellent liaision exists between the Family Allowance Branch and the Division, thus bringing to light numerous inaccuracies in registration, such as fraudulent records, misspelling of names, and incorrect dates of event, in such a manner that those responsible for filing the registrations can be contacted and the errors amended. Gratitude is here expressed for the spirit of co-operation shown at all times by the Family Allowance Branch.

REGISTRATION OF DEATHS.

No difficulty is encountered in obtaining completeness of death registration, except amongst Indians and Doukhobors. However, some improvement has been noted among the former people during the past year, as Indian Agents have been made more aware of the importance of death registration. Due to expansion in the medical services of the Indian Affairs Branch and the need for statistics on cause of death, a considerable improvement may be expected in the forthcoming year.

Further improvements in a revised form of burial permit were made, and the new form was taken into general use in May, 1947. Some of the advantages of the form are as follows:—

(*a*) It reduces the amount of work required of the District Registrar.
(*b*) It is of a size and shape which make it very easy to handle.
(*c*) Each form contains complete instructions as to its own disposition.
(*d*) It provides the cemetery official with proof that registration of death has has been made, which service was not heretofore provided.
(*e*) It provides an acknowledgment to the funeral director, clergyman, and cemetery official that registration has been made, in addition to providing an excellent cemetery return; all this is accomplished in one operation.
(*f*) It provides an up-to-date record of all cemeteries in use in the Province.
(*g*) The saving in clerical time far offsets the additional cost of printing, as contrasted to that of the previous form used.

REGISTRATION OF MARRIAGES.

Registration of marriages has not presented any new problems in 1947. A certain amount of difficulty is encountered in obtaining completeness of registration of marriage of Indians, but steady improvement is being made to rectify the situation. Doukhobors most usually persist in marrying according to their own customs; consequently, in such cases, no record of the event is made. There appears to be no delinquency where the marriage is performed by a clergyman.

Completed marriage registers are checked routinely at the time of issuance of each new register. A number of old registers were located during the year, but there are still some which were issued many years ago and which cannot be located. Efforts will continue to be made to locate as many as possible.

DELAYED REGISTRATIONS OF BIRTHS.

Delayed registrations of births, totalling 960, were investigated and subsequently ordered in 1947. This was a considerable decrease from 1,209 ordered in 1946. Of the 960 registrations made in 1947, 628 were completed upon payment of a $2 fee, thus realizing a revenue of $1,256. In accordance with the Order in Council covering certificates for persons in destitute circumstances and delayed registrations for military purposes, there were 332 registrations accepted free of charge.

FRAUDULENT REGISTRATION OF BIRTHS.

Under section 13 of the "Vital Statistics Act" there were eighteen cases of fraudulent or improper registration of births disposed of in 1947, as compared to forty-seven cases that were looked into and cleared in 1946.

LEGITIMATION OF BIRTHS.

Following the marriage of the natural parents, legitimations were completed for 104 children who were born out of wedlock. After complete investigation by the Division, a substitution showing the child as legitimate from birth was filed for each case.

STATUTORY NOTATIONS ENTERED.

According to provisions made in the "Vital Statistics Act," 486 notations were entered upon registrations in 1947. Alteration of Christian or given names accounted for 110 notations, while proven errors of spelling, dates, and incomplete information constituted the remainder.

SCHOOL-TEACHERS' RETURNS UNDER THE "VITAL STATISTICS ACT."

Reports from 756 schools, including private schools, were received for the year 1946–47. The total number of children in elementary grades covered by these reports was 15,905. Of these, 11,240 were born in British Columbia, and the remaining 4,665 were born outside the Province.

A conscientious attempt was made to locate a birth registration for each child. If the registration of birth was not found under the year of birth reported by the teacher, records for preceding and following years were searched before the child was listed as unregistered.

The following table shows the results:—

TABLE 6.—SCHOOL-TEACHERS' RETURNS UNDER "VITAL STATISTICS ACT."

Born in British Columbia	11,240
Born outside British Columbia	4,665
Number registered	10,871
Number apparently not registered	369

Notices were sent to the parents of the 369 children who appeared to be unregistered. Of these, 10 were found never to have been registered, 68 were born outside the Province, 28 were registered on dates other than those reported by the school, 120 were attending school under different surnames, 8 were attending school under different Christian names, 13 were found to be Indian registrations, 96 were not heard from, and 26 were not registered for other reasons.

Further checking is being carried out by the Division by means of follow-up letters, in an attempt to increase the number of delayed registrations effected.

CHANGE OF NAME.

During the year 330 applications for change of name were granted, making a corrected total of 1,705 names so dealt with since the "Change of Name Act" was assented to on December 6th, 1940. All applicants must be British subjects, 21 years or over, and domiciled in the Province.

Section 14 of the "Change of Name Act" specifies that notice had to be filed with the Division within three months after the Act was proclaimed of any changes of name in the twenty years prior to the passing of the Act, of persons resident in the Province. Since that date 2,799 notices have been filed. In many instances,

certificates have been issued which have proved useful to people in helping to provide proof and explanation of their change of name at some date prior to December 6th, 1940.

The Division has continued to receive such notices of change of name because the Act does not limit it from receiving such notices, although it is mandatory for persons who had changed their name to file notice within a three-month period.

ADOPTION ORDERS.

Notations of adoption were made on 420 of the original birth registrations for the 509 adoptions ordered by the Supreme Court during the year. A notation of adoption is made on each original registration, showing the name of the adopted child and its parents, the date of adoption, and place of adoption. Any certificate which is subsequently issued from the document is issued under the name by adoption of the child and does not give any indication of previous status. The statistics in Tables 47 to 50 cover adoptions filed in the British Columbia Supreme Court only.

Notices of adoption and of change of name ordered in British Columbia are forwarded to other Provinces concerned, and to certain States and countries, so that suitable notations of the event may be made on the registrations of that Province, State, or country.

DECREES OF DISSOLUTION AND NULLITY OF MARRIAGE.

For the first time in some years, divorces have shown a decline during the year. Copies of decrees of dissolution and nullity of marriage filed with the Division by the Registrars of the Supreme Court in British Columbia totalled 1,880, of which 1,826 were divorces, 50 were nullities, 2 judicial separations, and 2 dismissals.

A notation of divorce is made on each original marriage registration, showing also the date and place of dissolution. Any certificate which is subsequently issued from the document contains a copy of this notation. Details of divorces pertaining to ex-Province marriages are sent to the Province of marriage, in order that the necessary notations may be made on the original marriage registration.

NOTICE OF FILING OF A WILL.

Greatly increased use has been made by the public of the provisions of the "Wills Act Amendment Act, 1945," whereby notice of the filing of a will may be made to the Division of Vital Statistics. Such notices state the date and location of the will, and a search of the notices on file can be made by the Division upon proper application. From the date of assent to the amendment, March 28th, 1945, to the end of 1946, a total of 441 such notices were filed. During 1947 more than five times as many were filed, the actual number being 2,254.

ADMINISTRATION OF THE "MARRIAGE ACT."

Administration of the "Marriage Act" is one of the primary duties of the Division. Such matters as the qualifications of persons for marriage, caveats, adequate proof of divorce, proof of age and consent of parents for minors, presumption of death, and orders for remarriage are all included in the responsibilities of the Division.

The "Marriage Act" provides that ministers and clergymen must be duly registered with the Division to be eligible to perform marriages in the Province. The recognition of a religious denomination previously unregistered under the Act often involves considerable investigation into the background of the organization, its present status, and its possible continuance. Denominations of a "mushroom" type of growth are not registered. Once a denomination is recognized, any number of applications for registration of ministers and clergymen may be made by its governing authority.

Every marriage registration is checked to ascertain if the marriage has been performed by a duly registered clergyman.

REGISTRATION OF MINISTERS AND CLERGYMEN.

The Registrar granted 252 applications for registration in 1947, an increase of 7 over the preceding year, while the number of cancellations was 149, as compared to 215 in 1946. The number on register at the end of the year was 1,500, an increase of 202 from last year's figure.

TABLE 7.—REGISTRATION OF MINISTERS AND CLERGYMEN.

	Permanent.	Temporary.	Total.
Total authorized during 1947	199	53	252
Total authorized from September 1st, 1930, to December 31st, 1947	3,149	700	3,849
Total cancelled during 1947	85	64	149
Total cancelled from September 1st, 1930, to December 31st, 1947	1,653	696	2,349
Number on register, December 31st, 1947	1,496	4	1,500

The registration of ministers and clergymen according to religious denomination at the end of 1946 and 1947 is given by Table 8.

TABLE 8.—REGISTRATION OF MINISTERS AND CLERGYMEN BY DENOMINATION.

Denomination.	1946.	1947.	Increase or Decrease.
Aspostolic Church of the Pentecost	8	9	+1
Baptist Churches	81	81	.....
British Columbia Evangelical Mission	1	2	+1
Buddhist Churches of North America	5	5	.....
Catholic Apostolic Church	2	2	.....
Chaplaincy Service	3	4	+1
Christadelphians	3	3	.....
Christian Missionary Alliance	11	10	−1
Christian Reformed Church	2	2	.....
Church of Christ	4	3	−1
Church of England in Canada	232	248	+16
Church of God	8	9	+1
Church of Jesus Christ of Latter-day Saints	3	7	+4
Church of the Nazarene	13	19	+6
Church of the New Jerusalem	1	1	.....
Covenant Kingdom Ministry	1	1	.....
Dr. Clem Davies' Ministry	2	2	.....
Doukhobor Sect	1	1	.....
Evangelical Free Church of North America	3	3	.....
Evangelical Church, North-west Canada Conference	3	3	.....
Evangelical Mission Covenant Church of North America	4	4	.....
First Christian Church, Vancouver (Shelton Memorial)	2	2	.....
Free Church of England	7	7	.....
Free Church of Scotland	1	.....	−1
Free Methodist Church of North America	13	13	.....
Full Gospel Mission	11	10	−1
Greek Orthodox Church	1	2	+1
Holiness Movement	4	5	+1
International Foursquare Gospel Lighthouse	19	20	+1
Jewish	6	7	+1
Khalsa Diwan Society	4	4	.....
Liberal Catholic Church	5	5	.....
Lutheran Churches	38	44	+6
Mennonite Churches	56	63	+7
Methodist Episcopal Church (African)	1	1	.....
Moravian Church	3	3	.....
New Presbyterian Church	2	2	.....
Open Door Evangelistic Church	1	1	.....
Pentecostal Assemblies of Canada	60	67	+7
Pentecostal Holiness Church	12	10	−2
Peoples Fellowship	1	1	.....
Plymouth Brethren	11	11	.....
Presbyterian Churches	62	75	+13
Reorganized Church of Jesus Christ of Latter-day Saints	18	20	+2
Roman Catholic Church	273	311	+38
Russian Orthodox Greek Catholic Church	2	2	.....
Salvation Army	36	39	+3
Seventh-day Adventists	11	12	+1
Shantymen's Christian Association	2	2	.....
Society of Friends	2	2	.....
Spiritualists (National and British Columbia Associations)	21	23	+2
Standard Church of America, Inc.	4	4	.....
Ukrainian (or Ruthenian) Greek Catholic Church	3	3	.....
Ukrainian Greek Orthodox Church of Canada	2	2	.....
Ukrainian Orthodox Church of America	1	1	.....
Unitarian Churches	1	.....	−1
United Church of Canada	289	299	+10
Unity Metaphysical Centre	1	1	.....
Victoria Truth Centre	1	1	.....
Zion Tabernacle	4	4	.....
Totals	1,382*	1,498†	+116

* In addition there were 16 temporaries (2 Church of England, 4 Baptist, 3 United Church, 3 Roman Catholic, 1 Lutheran, 1 Free Methodist, 2 Chaplaincy Service).

† In addition there were 4 temporaries (1 Church of England, 2 Roman Catholic, 1 Latter-day Saints).

PRESERVATION OF RECORDS.

Microfilm.—The microfilming of some 175,000 Physician's Notice of Birth cards was undertaken during the year. These physicians' notifications, which date back to 1920, have been filmed chronologically under each physician's name. The new microfilm record will facilitate reference to these notifications and will reduce storage-space required.

Current registrations are now microfilmed, and the film dispatched to Ottawa weekly for use in compiling the National Register of Vital Records, under the terms of the agreement outlined in the Report for 1945.

A start has been made on the plan to issue positive enlargements from the microfilm to replace typed certificates. A shortage of photographic paper suitable for the enlargements has delayed the inauguration of this scheme, but the supply situation has improved somewhat.

Filming of all old indexes of the Division was commenced during the year, and only the new punch-card indexes remained to be filmed at the end of the year.

DISTRICT REGISTRARS' OFFICES, ETC.

During the year the boundaries of all districts which were not reviewed in the previous year were given consideration, and, as a result, certain alterations and consolidations were made to facilitate the handling of registrations. In most cases the boundaries of the vital statistics registration districts now coincide with those of the school districts, which ultimately will be common to the health districts; in the majority of cases where the boundaries differ from those of the school districts, the variations are not sufficiently great to cause difficulty in compiling statistics for any given district.

An amended map of his own district, indicating the districts immediately surrounding it, was supplied to every District Registrar in the Province and to the office of the Deputy District Registrars.

Due to the changes involved in the redefinition of boundaries, it was necessary to prepare a revised "Guide to Cities, Villages, and Municipalities in British Columbia." This publication has yet to be printed and distributed to the various persons concerned.

At the close of the year there were seventy-three registration districts under the supervision of a District Registrar, and in addition there were twenty-three sub-offices within these districts. Forty of the District Registrars were Government Agents, thirty-five District Registrars and Deputy District Registrars were members of the British Columbia Police, and the remainder were Mining Recorders, Gold Commissioners, notaries, etc. In addition, there are eighteen Indian Agents acting as District Registrars for Indians.

Twenty-six district offices and sub-offices were inspected during the year, plus the offices of eight Indian Agencies. Although this represents a decrease over last year in the number of offices inspected, this year's programme included many isolated areas, such as the west coast of Vancouver Island, the coastal area north to Prince Rupert, the Queen Charlotte Islands, and Peace River District northward to the British Columbia-Yukon Boundary.

This was the first occasion on which an inspection had been made in any of the offices of the Peace River District and northward. As has been found in other cases at the time of a first inspection, a few details of procedure in handling registrations required correction, and these matters have received attention. The only offices in the Province which have not yet been inspected are Stewart, Telegraph Creek, and Atlin.

Inspections have proven to be very valuable from several points of view. In the first place, records are checked for completeness, and the method of procedure used in

securing registrations is reviewed in order to suggest any alterations which may be necessary. In the second place, there are usually various matters which the District Registrars wish to discuss with the Inspector but about which they are reluctant to write to the Division. Many helpful suggestions as to amendments in legislation and in procedure have been implemented as a result of conversations with the District Registrars. Inspections have likewise served to improve the *esprit de corps* between the District Registrars and the central office. Invariably it has been found that where inspections have been made without an excessive lapse of time between them, the work is well handled and its importance is realized.

During the year all index registers, covering the period 1872–99, inclusive, were recalled to the central office for checking in order to assure agreement between central-office records and district-office records. Registration of births, deaths, and marriages commenced on September 1st, 1872, but in hardly any instances were copies of records kept in district offices until July, 1899. At the inception of registration a memorandum entry was made by the District Registrar in an index-book, but as returns were only made to the central office after lengthy intervals, it was found in checking the old index-books that a number of original registrations were not on file. All such registrations have now been properly recorded.

Following inspections, a considerable amount of binding of District Registrars' copies of registrations was undertaken, as experience has shown that where copies are preserved in permanent binding there has been no loss, except through fire, of any records. Practically all outstanding work in this connection has now been completed, so that future work will consist of binding current records only. It has been found preferable to have all registrations sent to the central office for checking prior to binding, as many original registrations, which were not on file in the central office, have been discovered in this manner.

MECHANICAL TABULATION.

Continuous use was made of the mechanical equipment of the Division during the year, both for routine monthly tabulations and indexes and for special assignments. The work of retabulating all the birth indexes of the Division by year of occurrence was concluded, and the new indexes placed in service. Revision of the death indexes in a like manner was commenced and carried back to 1925. Preliminary work on revision of the marriage indexes was also begun. Considerable use was made of the equipment in connection with the work done for the National Register of Vital Statistics referred to above.

Alphabetical and numerical indexes of known cases of tuberculosis and indexes of tuberculosis dead cases are now revised and retabulated annually for the central office of the Division of Tuberculosis Control. A special index of known cases of tuberculosis amongst the Indian population was prepared for the Department of Indian Affairs, Coqualeetza. Additional requirements of the Division of Tuberculosis Control were met by virtue of the mechanical processing of records. The punch-card method was instituted during the year for the follow-up reports of tuberculosis cases discharged from sanatoria, and statistical analyses will thus be available for this phase of the tuberculosis programme.

VITAL STATISTICS COUNCIL FOR CANADA.

In May the Vital Statistics Council for Canada met in Ottawa for the third time. British Columbia was not represented because of the sudden illness of the Director while *en route* to attend the Council meeting. The Council is proving to be very worth while, as it permits an opportunity to discuss many matters and tends to keep its members up to date. Definite advances in all aspects of registration of vital statistics have resulted since creation of the Council.

MODEL MARRIAGE ACT.

Considerable discussion followed a report by a committee to study the Marriage Acts of the various Provinces. As a result, the committee was instructed to continue its work, with the intention of submitting a proposed draft model Act to the next meeting of the Council.

THE INTERNATIONAL LIST OF DISEASES, INJURIES, AND CAUSES OF DEATH.

The International Committee for the preparation of the sixth decennial revision of the International List of Diseases, Injuries, and Causes of Death made very definite progress in its recommendations to the Interim Commission of the World Health Organization.

It is expected that the sixth decennial conference will be held in Paris in the spring of 1948. The list, together with an alphabetic index and tabular list of inclusion terms, will be available shortly thereafter.

An excerpt from the report to the Council indicates what the new International List will mean to the Provincial Bureaus of Vital Statistics: " In the first place, those engaged in public health statistics programmes will be able to use one classification list for coding causes of death, causes of illness, causes of still-birth, hospital admission by cause, orthopædic impairments, and other factors such as prophylactic inoculations, blindness, and deafness. Others will find it possible to obtain mortality statistics of greater public health significance, which will have greater comparability with morbidity statistics than was possible in the past. On the other hand, those using the classification for mortality statistics only will find quite a few categories which are important as causes of illness but not of death."

MODEL VITAL STATISTICS ACT.

Discussion indicated that the Provinces of Saskatchewan, Ontario, New Brunswick, Nova Scotia, and Prince Edward Island were contemplating new legislation with regard to vital statistics. For this reason the Council passed a resolution requesting that the Minister of Trade and Commerce be requested to call a joint conference of the Council and the Legislative Counsels of the Provinces in the fall of 1947 for the purpose of studying the provisions of a uniform Vital Statistics Act for the nine Provinces. On December 1st a conference was held in Ottawa. A submission was prepared by the Division and forwarded to be read at the conference. To date the verbatim report has not been received, and hence no comments can be made regarding the principles adopted by the conference.

NATIONAL REGISTER OF VITAL STATISTICS.

Details of the plan for the establishment of the National Register of Vital Statistics, and terms of the agreements between this Province and the Dominion Bureau of Statistics effecting this important undertaking, were outlined in the report of the Provincial Board of Health for 1945. The passing of Federal legislation implementing payment of family allowances in Canada from July 1st, 1945, has made the early operation of the proposed National Register of paramount importance. The Register has been functioning during the year for all current registrations received. It is compiled in Ottawa from microfilm copies of the registrations, which are forwarded regularly from the Provinces.

For family-allowance purposes it was necessary that the Register include all births and deaths from 1925 onward. One of the major problems that had to be solved concerned the system of allotting to each vital statistics registration filed in the Province since that date a standardized ten-digit identity number, which would be mutually exclusive, yet which would provide an immediate reference to the location of the registration. By the end of 1947 all the difficulties of the numbering sequence had

been satisfactorily dealt with, and the entire backlog of birth registrations to 1925 had been microfilmed and sent to Ottawa.

The second phase of the National Register project required that the birth identity number be put on death registrations for all decedents born since 1925. For such persons born in British Columbia this involved searching the birth records and establishing positive identification of the decedent with the associated birth. For persons born outside the Province it was necessary to request the birth information from the Province concerned or from Ottawa. When this searching was completed and the birth identity numbers entered on the death registrations, it was necessary to punch the required birth information on the Dominion Bureau of Statistics death index-cards, which had been reproduced from the existing British Columbia cards. By the end of the year all the searching was completed and the first four years of completed death index-cards forwarded to Ottawa.

The ultimate aim of the National Register is that it should become in effect the "book of life" for each person enumerated thereon, bringing together the facts of all the vital events of his life. Such a co-ordinated record will be of great value in demographic studies and will provide information essential both to efficient social-security measures and to the individual himself.

LEGISLATION.

The Election Act.

This Act was amended to provide for the setting-up of a master file containing a record of all persons registered as voters, the file to be maintained in an office called the "Central Registry of Voters." Under this amendment the Director of Vital Statistics is required each month to submit a list bearing the name of each person of whose death he has received notice during the period, or who has changed his name under the provisions of the "Change of Name Act," or, in the case of females, who has changed her name by reason of marriage or of a decree of divorce or nullity.

PLASTICIZED BIRTH CERTIFICATES.

Early in the year laminating equipment was installed and the issuance of plastic birth certificates was commenced. This new service offers the public a plastic certificate in a wallet-sized card which is tamper-proof, durable, and, in particular, very convenient. The new certificates contain a minimum of information sufficient to establish proof of age, which meets all normal requirements for birth certificates. The old-type certificates, showing details of parentage, are still available on request.

Plastic birth certificates are issued routinely by the central office of the Division at Victoria but, due to the amount of equipment required, are not available from any of the District Registrars' offices. The fee is the same as for the old-type certificates.

GENERAL OFFICE ROUTINE.

In 1947 the volume of correspondence remained close to that of the previous year. Letters received by the Division totalled 46,137, compared with 46,732 in 1946. Letters sent out numbered 50,344, compared with 50,823 in 1946.

In 1947 there were 22,682 ordinary revenue-producing searches costing 50 cents, while the total Province-wide searches costing $2 were 83. Revenue collected in the central office of the Division in Victoria under the "Vital Statistics Act" amounted to $30,051.76, as against $31,166.29 in 1946. In addition, $4,842.50 was collected under the "Marriage Act," compared with $5,155 in the previous year. The total revenue for the central office was $34,894.26. The comparable figure for 1946 was $36,321.29.

The total revenue collected for the whole Province for the calendar year 1947 amounted to $92,240.50, compared with $93,397.25 in 1946. The amount collected under the "Vital Statistics Act" totalled $41,385.50, as against $42,250 in 1946. Under the "Marriage Act" $50,855 was taken in, compared with $51,147 in the previous year.

PART III.—DETAILED TABLES OF BIRTHS, DEATHS, MARRIAGES, ADOPTIONS, AND DIVORCES IN BRITISH COLUMBIA, 1947.

(Classified by Place of Residence.)

TABLE 1.—GENERAL SUMMARY OF BIRTHS, DEATHS, AND MARRIAGES IN BRITISH COLUMBIA, BY CENSUS DIVISIONS, CITIES, AND VILLAGES OF 1,000 POPULATION AND OVER, BY PLACE OF RESIDENCE, 1947.

DIVISIONS, CITIES, AND VILLAGES.	BIRTHS (Exclusive of Still-births).			DEATHS.							NEO-NATAL DEATHS (Deaths under 1 Month).		STILL-BIRTHS.	MARRIAGES.
				All Ages.			Under 1 Year.		1–4 Years.					
	Total.	M.	F.	Total.	M.	F.	M.	F.	M.	F.	M.	F.		
Total for the Province	26,286	13,405	12,881	10,613	6,626	3,987	565	394	120	84	352	238	340	11,852
Division No. 1a	121	65	56	40	32	8	8			1	4		2	34
Division No. 1b	420	227	193	108	71	37	5	9	1		3	7	2	133
Division No. 1c	164	84	80	66	45	21	1	4	1			2	4	42
Division No. 2a	104	51	53	48	35	13	2			1	2		2	42
Division No. 2b	795	399	396	191	116	75	16	9	1	3	14	8	12	221
Division No. 2c	540	260	280	243	164	79	9	10	2	1	7	7	8	187
Division No. 3a	1,154	574	580	343	226	117	21	19	11	5	13	14	14	464
Division No. 3b	646	310	336	167	110	57	11	10	3	1	8	7	6	228
Division No. 3c	163	79	84	60	38	22	6	2	1		5	1	1	36
Division No. 4a	3,546	1,774	1,772	1,305	822	483	58	49	11	11	39	28	54	1,453
Division No. 4b	10,496	5,421	5,075	4,662	2,870	1,792	177	117	25	13	131	78	122	6,159
Division No. 5a	3,224	1,654	1,570	1,637	927	710	57	43	7	12	39	31	42	1,569
Division No. 5b	82	43	39	51	34	17	3	2	2	1		2	2	12
Division No. 5c	564	309	255	161	116	45	15	9	1	1	11	6	4	143
Division No. 5d	416	204	212	125	86	39	7	6	2		5	4	5	96
Division No. 5e	113	49	64	31	21	10	5	3	2		1	2	4	3
Division No. 5f	179	91	88	61	39	22	13	6	4	2	3	1	5	29
Division No. 6a	90	48	42	19	17	2	3	1	2		2	1		5
Division No. 6b	244	122	122	90	53	37	4	4		1	2	1	4	73
Division No. 6c	516	262	254	242	172	70	22	9	4	3	11	4	6	190
Division No. 6d	12	6	6	10	8	2	2	1		1	2			
Division No. 6e	77	43	34	30	20	10	5		2	1	1		3	6
Division No. 6f	136	70	66	48	30	18	4	8	1		3	6	1	31
Division No. 7a	154	86	68	47	25	22	6	2	2	5	4	1	8	34
Division No. 7b	45	27	18	21	14	7	3	1					2	2
Division No. 7c	246	128	118	57	40	17	6	4	2	1	3	1	4	71
Division No. 8a	257	131	126	95	67	28	9	5	1		6	2	2	117
Division No. 8b	96	39	57	21	16	5		1				1	1	7
Division No. 8c	48	24	24	17	9	8	5	1		1	2			4
Division No. 8d	204	113	91	52	41	11	4	2	1	1	4	1	5	87
Division No. 8e	210	110	100	112	59	53	16	12	5	8	5	1	3	35
Division No. 8f	171	90	81	45	27	18	7	5	1	4	1	2		46
Division No. 8g	58	29	29	32	21	11	6	4	9		1		2	7
Division No. 9a	3	2	1	9	7	2	1	1						1
Division No. 9b	29	13	16	17	10	7	3	3				2		8
Division No. 9c	48	20	28	28	19	9	3	5	2			1	1	1
Division No. 9d	361	171	190	169	120	49	17	13	9	5	9	7	3	126
Division No. 9e	45	23	22	26	14	12	5	1		1				
Division No. 9f	52	26	26	25	21	4	2	2			1	2	1	8
Division No. 10a	32	15	17	6	3	3			2					7
Division No. 10b	16	6	10	9	6	3	2	2			1	2		
Division No. 10c	126	66	60	24	15	9	3	2	2		1	1	2	37
Division No. 10d	283	141	142	63	40	23	13	7	1		8	4	3	98
Cities—														
Alberni	115	68	47	30	16	14	4	1	1	1	3	1	1	47
Chilliwack	151	73	78	73	44	29		3		1		3	2	154
Courtenay	74	41	33	27	19	8	1				1		2	42
Cranbrook	130	73	57	39	27	12	2	2	1		2	2	1	78
Duncan	120	63	57	31	22	9				1				86
Fernie	68	37	31	32	21	11		2				2	1	29
Grand Forks	66	35	31	20	12	8	2				2		1	18
Kamloops	227	104	123	120	94	26	4	3			1	1	3	152
Kelowna	270	143	127	86	60	26	11	4	1	2	9	2	3	165
Ladysmith	63	32	31	34	19	15	1	4			1	3	1	30
Nanaimo	166	81	85	112	62	50	3	3			3	2	1	163
Nelson	217	117	100	107	69	38	6	4	1	1	5	2	4	116
New Westminster	612	312	300	261	145	116	9	7	2	1	9	4	11	599
North Vancouver	482	253	229	168	94	74	4	5	2		4	3	6	157
Port Alberni	210	106	104	48	35	13	5	4			3	3	1	66
Port Coquitlam	65	27	38	16	13	3	1							24

TABLE 1.—GENERAL SUMMARY OF BIRTHS, DEATHS, AND MARRIAGES IN BRITISH COLUMBIA, BY CENSUS DIVISIONS, CITIES, AND VILLAGES OF 1,000 POPULATION AND OVER, BY PLACE OF RESIDENCE, 1947—*Continued.*

DIVISIONS, CITIES, AND VILLAGES.	BIRTHS (Exclusive of Still-births).			DEATHS.							NEO-NATAL DEATHS (Deaths under 1 Month).		STILL-BIRTHS.	MARRIAGES.
				All Ages.			Under 1 Year.		1–4 Years.					
	Total.	M.	F.	Total.	M.	F.	M.	F.	M.	F.	M.	F.		
Cities—*Continued.*														
Port Moody	40	20	20	18	12	6	.....	.....	.....	.....	.....	.....	1	15
Prince George	188	99	89	63	46	17	7	3	.....	.....	6	2	2	114
Prince Rupert	224	101	123	87	69	18	6	6	.....	.....	5	3	.....	112
Revelstoke	86	40	46	36	26	10	.....	.....	.....	.....	.....	.....	.....	39
Rossland	157	77	80	34	23	11	4	1	1	1	3	1	.....	25
Trail	374	196	178	72	43	29	5	3	.....	2	5	2	5	168
Vancouver	7,811	4,015	3,796	3,768	2,335	1,433	129	89	17	11	93	57	88	5,471
Vernon	221	113	108	78	55	23	3	6	2	.....	1	5	4	170
Victoria	1,213	641	572	748	422	326	19	7	1	5	11	7	17	906
Villages—														
Creston	64	29	35	20	13	7	1	1	.....	.....	.....	1	.....	42
Mission	85	50	35	30	19	11	1	1	.....	.....	1	1	1	66

TABLE 1A.—GENERAL SUMMARY OF BIRTHS, DEATHS, AND MARRIAGES IN BRITISH COLUMBIA BY CENSUS DIVISIONS, INCLUDING CITIES AND VILLAGES OF 1,000 POPULATION AND OVER, BY PLACE OF OCCURRENCE, 1947.

Detailed information under this heading may be secured on request, if reason is sufficiently urgent.

TABLE 2.—BIRTHS (EXCLUSIVE OF STILL-BIRTHS) BY MONTHS, CLASSIFIED AS RURAL AND URBAN IN EACH CENSUS DIVISION, BRITISH COLUMBIA, 1947.

Detailed information under this heading may be secured on request, if reason is sufficiently urgent.

TABLE 3.—TOTAL LIVE BIRTHS AND LIVE BIRTHS IN INSTITUTIONS, BY PLACE OF OCCURRENCE AND PLACE OF RESIDENCE OF MOTHERS, IN BRITISH COLUMBIA, 1947.

ALL LIVE BIRTHS.

PROVINCE.	Place of Occurrence.	Mothers' Residence elsewhere.		Births to Resident Mothers occurring elsewhere.		Place of Residence.
		In Canada.	In United States.	In Canada.	In United States.	
Total for British Columbia	26,284	128	53	148	35	26,286
BIRTHS IN INSTITUTIONS.						
Total for British Columbia	25,150	126	53	140	23	25,134

TABLE 4.—TOTAL LIVE BIRTHS AND LIVE BIRTHS IN INSTITUTIONS IN CITIES OF 5,000 POPULATION AND OVER, BY PLACE OF OCCURRENCE AND PLACE OF RESIDENCE OF MOTHERS, IN BRITISH COLUMBIA, 1947.

ALL LIVE BIRTHS.

CITIES.	Place of Occurrence.	Mothers' Residence elsewhere.		Births to Resident Mothers occurring elsewhere.		Place of Residence.
		In Canada.	In United States.	In Canada.	In United States.	
Kamloops	530	307	....	4	....	227
Kelowna	539	273	....	4	....	270
Nanaimo	426	262	....	2	....	166
Nelson	358	146	2	7	....	217
New Westminster	2,184	1,646	5	77	2	612
North Vancouver	572	207	....	117	....	482
Prince Rupert	311	93	2	8	....	224
Trail	512	148	....	10	....	374
Vancouver	10,097	2,402	18	131	3	7,811
Vernon	396	180	....	5	....	221
Victoria	2,346	1,154	3	22	2	1,213

BIRTHS IN INSTITUTIONS.

Kamloops	529	307	....	4	....	226
Kelowna	535	273	....	4	....	266
Nanaimo	421	261	....	1	....	161
Nelson	356	146	2	7	....	215
New Westminster	2,180	1,646	5	77	2	608
North Vancouver	566	207	....	117	....	476
Prince Rupert	306	92	2	7	....	219
Trail	511	148	....	10	....	373
Vancouver	10,046	2,396	18	130	2	7,764
Vernon	395	180	....	5	....	220
Victoria	2,340	1,153	3	18	2	1,204

TABLE 5.—LEGITIMATE AND ILLEGITIMATE BIRTHS (EXCLUSIVE OF STILL-BIRTHS) FOR THE PROVINCE AND CITIES OF 5,000 POPULATION AND OVER, IN BRITISH COLUMBIA, BY PLACE OF RESIDENCE OF MOTHERS, 1947.

PROVINCE AND CITIES.	TOTAL BIRTHS.			LEGITIMATE.			ILLEGITIMATE.		
	Total.	M.	F.	Total.	M.	F.	Total.	M.	F.
Total for British Columbia.	26,286	13,405	12,881	24,784	12,641	12,143	1,502	764	738
Cities—									
Kamloops	227	104	123	218	103	115	9	1	8
Kelowna	270	143	127	256	135	121	14	8	6
Nanaimo	166	81	85	161	78	83	5	3	2
Nelson	217	117	100	209	110	99	8	7	1
New Westminster	612	312	300	589	298	291	23	14	9
North Vancouver	482	253	229	469	250	219	13	3	10
Prince Rupert	224	101	123	209	94	115	15	7	8
Trail	374	196	178	361	190	171	13	6	7
Vancouver	7,811	4,015	3,796	7,346	3,780	3,566	465	235	230
Vernon	221	113	108	213	108	105	8	5	3
Victoria	1,213	641	572	1,151	604	547	62	37	25

TABLE 6.—MULTIPLE BIRTHS CLASSIFIED TO SHOW NUMBER OF CHILDREN BORN ALIVE AND STILL-BORN BY SEX, BY PLACE OF RESIDENCE OF MOTHERS, BRITISH COLUMBIA, 1947.

CLASSIFICATION OF BIRTHS.		Total.
Twin births		303
Two males (both living)		94
One male and one female (both living)		95
Two females (both living)		99
One male living and one male still-born		3
One male living and one female still-born		3
One male still-born and one female living		3
One female living and one female still-born		4
Two males (both still-born)		1
Two females (both still-born)		1
Triplet births		2
Two males and one female (all living)		1
One male and two females (all living)		1
Total multiple births	No.	305
,,	M.	300
,,	F.	312
Total single live births	No.	25,691
,,	M.	13,113
,,	F.	12,578
Total single still-births	No.	323
,,	M.	174
,,	F.	149
Total confinements		26,319

TABLE 7.—BIRTHS (EXCLUSIVE OF STILL-BIRTHS) CLASSIFIED ACCORDING TO AGES OF PARENTS, BY PLACE OF RESIDENCE OF MOTHERS, BRITISH COLUMBIA, 1947.

AGE OF FATHER.	TOTAL FATHERS.	AGE OF MOTHER.																																							
		12	13	14	15	16	17	18	19	20	21	22	23	24	25	26	27	28	29	30	31	32	33	34	35	36	37	38	39	40	41	42	43	44	45	46	47	48	49	50 and over.	Not stated.
Under 16 years																																									
16 years																																									
17 ,,	7					2	3	1		1																															
18 ,,	33				1	2	10	10	4	2	1	1	1		1																										
19 ,,	129					3	20	36	29	22	8	4	3	2	1		1																								
20 ,,	259				1	8	27	45	60	48	31	14	11	2	6	3	3																								
21 ,,	510					6	14	49	101	106	89	55	31	21	15	10	6	3	1		1			1	1																
22 ,,	788				1	6	15	53	95	133	160	121	83	44	30	18	12	5	6	4				1	1																
23 ,,	1,036					4	18	44	93	136	186	182	146	99	53	29	22	10	7		3	1	1			1		1													
24 ,,	1,259				3	3	9	34	73	109	170	194	238	181	113	57	30	25	6	6	2	1	1	1	1	1							1								
25 ,,	1,443			1		3	9	32	72	104	144	194	214	199	186	130	71	34	17	17	4	2	2	2	4	1															1
26 ,,	1,568					2	5	23	50	96	107	164	210	200	221	212	104	68	44	20	16	11	7	2	2	1	1	1												1	
27 ,,	1,589					2	5	14	32	71	93	148	188	210	215	215	168	78	62	34	18	11	9	7	3	3	1	1		1											
28 ,,	1,426				1		4	11	25	55	68	90	119	157	169	189	184	138	75	53	39	20	13	4	2	3	3	3	1												
29 ,,	1,373					1	5	6	18	40	50	83	100	115	179	166	149	125	129	72	47	34	20	14	10	4	2	1	1	1	1										
30 ,,	1,372						1	4	16	26	47	42	91	107	157	154	164	141	113	111	77	55	29	15	8	6	6	1			1										
31 ,,	1,329						2	3	6	20	37	47	67	108	123	132	135	119	123	119	112	79	32	28	13	11	8	2	2	1											
32 ,,	1,381						1	1	8	15	24	38	62	69	96	139	123	117	131	152	119	122	74	36	17	11	12	7	3			1		1						1	1
33 ,,	1,216							4	8	11	22	20	56	62	69	88	91	107	112	109	119	123	102	56	21	8	13	11	4												
34 ,,	1,090					1	2	2	7	5	19	17	18	47	63	85	86	59	92	100	91	89	99	86	41	34	23	10	6	4	2	1	1								
35 ,,	914							1	4	6	12	15	21	36	42	47	59	53	63	77	90	86	83	74	65	28	17	17	8	6	3										1
36 ,,	883							3	6	2	9	15	19	17	35	49	45	55	58	73	84	98	82	54	44	63	25	18	14	5	4	3	2		1						
37 ,,	810					1		1	2	3	10	10	17	24	27	42	63	40	46	50	69	72	67	61	64	52	45	18	9	11	2	1	1	1		1					
38 ,,	665						1	1	3	2	6	7	8	17	16	35	35	35	41	34	37	54	69	54	45	39	40	41	18	11	9	5							1		1
39 ,,	634							2	3	3	4	4	9	11	24	15	27	29	41	40	34	47	69	42	52	41	42	34	36	14	6	3	1	1							
40 ,,	488						2	1	1		3	3	7	11	14	22	17	25	28	34	25	32	31	41	33	36	35	33	19	26	4	2	3								
41 ,,	445								3	1	4	4	3	13	10	13	16	19	19	20	26	34	25	40	42	32	31	18	20	20	17	10	4			1					
42 ,,	370								1	1	1	2	5	6	3	14	12	25	22	20	27	29	29	19	27	20	19	25	20	20	7	11	3	2							
43 ,,	319							2	3	1	2	4	5	8	6	5	13	15	7	8	15	24	32	25	20	24	29	16	15	16	10	8	3	3							
44 ,,	226										2		5	4	1	6	7	4	12	11	14	17	14	21	15	21	17	18	6	11	6	9	2	2		1					
45 ,,	214								2	1	1		4	3	7	1	8	6	3	11	5	10	18	14	18	21	14	9	15	8	6	11	7	6	2	3					
46 ,,	205						1	1		1	1	1	3	2	2	3	3	7	8	8	15	10	18	16	10	15	15	10	15	7	15	9	4	3	1	1					
47 ,,	176						1					3	4	3	4	6	7	3	7	6	7	5	9	12	12	15	15	10	8	12	8	9	3	5	1	1					
48 ,,	112									1	1	1		1		2			3	3	7	7	6	6	7	10	11	10	12	8	7	3	2	2		2					
49 ,,	99									1				1	2	1		1	5	2	2	5	2	6	3	3	6	5	15	10	6	6	7	5	1		3	1			
50 ,,	74														1	2	3	1	6	3	1	1	5	2	5	5	4	5	12	6	2	4	3		1		1	1			
51 ,,	50										1		1	1	1				1	3	3	5	2	3	4	3	3	1	5	3	1	3	1	2	1				1	1	
52 ,,	54											1		1		1	1	3	2	1	2	7	1	5	2	2	5	5	4		3	4	2	1	1						
53 ,,	44								1		1	1	1		1			1		1	3	2	2	1	3	4	3	2	2	2		2	3	3	2	2					1
54 ,,	29														1			1		1	1	3	1	2		1		5	4	3	2	1	1			1	1				
55 ,,	37													1	1	3				2	1	3	4	2	1	1	2	1	3	2	1	3	2	1	3						
56 ,,	19										1	1	1		1				1	1			2		3	1	3				2	1	1								
57 ,,	25															2	2				1		1	1	2	2	4	1		3		2	3	1							
58 ,,	16															1				1		2	1	1	1		3		2		1		1		2						
59 ,,	16																							1	1	3		1	3	4				2				1			
60 ,,	9																	2		1	1					1		1	1			1					1				
61 ,,	12																		1		2	1			2	1	1		1			1		2							
62 ,,	5																	1							1		1		1						1						
63 ,,	5																									1		1	2								1				
64 ,,																																									
65 years and over	16											1							1	1				1	1		1	1	1	2	3	1		2							
Not stated	5							1			1						1			1																					1
Children born to—																																									
Married mothers	24,784			1	7	44	155	385	726	1023	1316	1487	1751	1783	1896	1897	1668	1355	1293	1210	1120	1102	962	757	607	529	460	344	288	217	129	115	61	45	17	13	7	3	2	3	6
Unmarried mothers	1,502		1	4	14	46	73	106	125	126	127	111	96	97	81	75	49	59	35	42	27	31	38	30	28	21	17	5	8	5	8	5	2	2	3	1	2				2
All mothers	26,286		1	5	21	90	228	491	851	1149	1443	1598	1847	1880	1977	1972	1717	1414	1328	1252	1147	1133	1000	787	635	550	477	349	296	222	137	120	63	47	20	14	9	3	2	3	8

TABLE 8.—BIRTHS (EXCLUSIVE OF STILL-BIRTHS) CLASSIFIED ACCORDING TO RACIAL ORIGIN OF PARENTS, BY PLACE OF RESIDENCE OF MOTHERS, BRITISH COLUMBIA, 1947.

RACIAL ORIGIN OF FATHER.	TOTAL FATHERS.	RACIAL ORIGIN OF MOTHER.																																				
		English.	Irish.	Scottish.	Other British.	Austrian.	Belgian.	Bulgarian.	Czech-Slovak.	Danish.	Finnish.	French.	German.	Greek.	Hungarian.	Icelandic.	Italian.	Lithuanian.	Netherland.	Norwegian.	Polish.	Romanian.	Russian.*	Swedish.	Ukrainian.†	Yugoslavic.	Other Europe.	Chinese.	Hindu.‡	Japanese.	Syrian.	Other Asiatic.	Indian.	Jewish.	Negro.	Other Races.	Unspecified.
British	16,972	7,745	2,189	3,579	312	76	40	1	50	77	36	520	476	11	35	44	142	6	347	342	144	27	181	271	185	24	33	.....	2	4	4	1	49	8	1	2	8
English	9,000	4,726	977	1,647	134	48	16	....	23	35	16	226	216	3	17	21	68	4	175	173	65	14	108	146	86	13	17	.....	1	1	2	....	14	3	....	....	5
Irish	3,012	1,083	554	617	66	14	12	1	9	12	10	147	104	3	10	8	25	....	74	64	37	2	34	56	39	6	5	.....	....	1	1	....	12	1	1	2	2
Scottish	4,578	1,788	616	1,232	87	14	11	....	16	28	9	134	147	4	7	12	47	2	90	95	38	10	35	61	54	5	11	.....	1	2	1	....	17	3	....	....	1
Other	382	148	42	83	25	.....	1	....	2	2	1	13	9	1	1	3	2	....	8	10	4	1	4	8	6	.....	.....	.....	.....	.....	.....	1	6	1	.....	.....	.....
European	6,365	1,663	655	790	66	48	35	1	58	45	49	444	539	13	60	23	133	4	424	208	167	27	308	166	348	39	14	.....	.....	.....	1	....	27	8	....	....	2
Austrian	157	49	15	29	2	16	1	....	1	.....	.....	7	7	1	1	....	3	1	3	3	1	....	12	.....	3	2	.....	.....	.....	.....	.....	.....	.....	.....	.....	.....	.....	.....
Belgian	72	26	10	6	3	.....	7	....	.....	1	1	4	1	1	1	....	.....	....	2	1	1	....	1	.....	5	.....	.....	.....	.....	.....	.....	1	.....	.....	.....	.....	.....
Bulgarian	4	1	.....	.....	.....	.....	.....	1	.....	.....	.....	.....	.....	.....	.....	.....	.....	.....	.....	.....	2	.....	.....	.....	.....	.....	.....	.....	.....	.....	.....	.....	.....	.....	.....	.....	.....	.....
Czech and Slovak	116	27	15	7	1	.....	2	....	23	.....	.....	8	6	....	1	....	5	....	4	4	3	....	1	5	4	.....	.....	.....	.....	.....	.....	.....	.....	.....	.....	.....	.....	.....
Danish	188	71	18	31	3	1	2	....	.....	11	1	6	12	....	.....	2	3	....	4	5	2	1	4	4	7	.....	.....	.....	.....	.....	.....	.....	.....	.....	.....	.....	.....	.....
Finnish	100	25	11	17	4	.....	.....	.....	.....	.....	24	6	4	.....	.....	.....	1	....	1	1	1	1	.....	3	1	.....	.....	.....	.....	.....	.....	.....	.....	.....	.....	.....	.....	.....
French	1,004	277	143	122	12	4	6	....	5	7	2	242	45	1	3	2	14	....	31	21	11	1	12	19	15	1	1	.....	.....	.....	.....	.....	6	1	.....	.....	.....
German	962	262	93	105	7	10	2	....	.....	4	2	40	280	1	7	2	11	....	28	24	21	2	17	18	20	2	1	.....	.....	.....	.....	.....	2	1	.....	.....	.....
Greek	24	4	3	5	.....	.....	.....	.....	.....	1	....	1	1	7	.....	.....	.....	....	.....	1	.....	.....	.....	.....	1	.....	.....	.....	.....	.....	.....	.....	.....	.....	.....	.....	.....	.....
Hungarian	108	21	7	9	1	4	1	....	5	.....	.....	4	7	....	33	....	1	....	2	1	.....	2	5	.....	4	1	.....	.....	.....	.....	.....	.....	.....	.....	.....	.....	.....	.....
Icelandic	77	17	15	12	2	1	.....	.....	.....	1	1	3	1	.....	.....	9	1	.....	.....	6	.....	.....	2	2	2	1	.....	.....	.....	.....	.....	.....	1	.....	.....	.....	.....	.....
Italian	326	96	36	43	5	.....	.....	.....	4	1	1	14	11	1	1	....	69	....	9	6	5	3	5	6	5	1	1	.....	.....	.....	.....	.....	2	1	.....	.....	.....
Lithuanian	25	8	.....	2	1	.....	.....	.....	1	1	.....	.....	1	.....	1	.....	.....	1	2	1	1	1	1	.....	3	.....	.....	.....	.....	.....	.....	.....	.....	.....	.....	.....	.....	.....
Netherland	705	143	64	85	9	2	3	....	1	3	1	26	31	.....	.....	3	3	1	280	12	5	4	6	9	9	1	2	.....	.....	.....	.....	.....	1	1	.....	.....	.....
Norwegian	573	185	60	95	3	2	3	....	.....	5	2	18	41	.....	2	3	3	....	17	76	6	....	7	28	10	1	1	.....	.....	.....	.....	.....	4	1	.....	.....	.....
Polish	297	84	24	36	.....	1	1	....	3	.....	.....	14	13	....	1	....	10	....	2	5	58	2	10	4	28	.....	.....	.....	.....	.....	.....	.....	.....	1	.....	.....	.....	.....
Romanian	58	15	5	5	1	2	1	....	.....	.....	.....	1	8	....	2	....	.....	....	3	1	3	5	2	.....	2	.....	.....	.....	.....	.....	.....	.....	.....	2	.....	.....	.....
Russian*	484	97	29	37	4	2	1	....	2	3	2	12	23	....	1	....	4	1	12	11	15	2	199	5	20	.....	.....	.....	.....	.....	.....	.....	.....	1	.....	.....	.....	1
Swedish	505	146	67	91	3	2	1	....	2	4	9	19	29	....	5	1	3	....	10	24	8	....	5	58	9	2	4	.....	.....	.....	.....	.....	.....	2	.....	.....	.....	1
Ukrainian†	458	75	30	37	4	1	3	....	7	2	3	14	17	....	1	....	2	....	12	2	24	2	15	4	196	3	.....	.....	.....	.....	.....	.....	.....	3	1	.....	.....	.....
Yugoslavic	75	19	4	8	.....	.....	.....	.....	4	1	.....	3	1	1	.....	.....	.....	.....	.....	3	.....	1	2	.....	4	24	.....	.....	.....	.....	.....	.....	.....	.....	.....	.....	.....	.....
Other	47	15	6	8	1	.....	1	....	.....	.....	.....	2	.....	.....	.....	1	.....	.....	2	.....	.....	.....	2	1	.....	.....	4	.....	.....	.....	.....	.....	4	.....	.....	.....	.....	.....
Asiatic	323	11	4	6	.....	1	.....	....	1	.....	.....	3	3	.....	.....	.....	1	.....	.....	.....	1	.....	1	1	.....	.....	.....	107	19	159	.....	.....	5	.....	.....	.....	.....	.....
Chinese	125	2	1	1	.....	1	.....	....	1	.....	.....	3	3	.....	.....	.....	.....	.....	.....	.....	1	.....	.....	.....	.....	.....	.....	107	1	.....	.....	.....	4	.....	.....	.....	.....	.....
Hindu (East Indian)	25	3	1	1	.....	.....	.....	.....	.....	.....	.....	.....	.....	.....	.....	.....	.....	.....	.....	.....	.....	.....	1	.....	.....	.....	.....	.....	19	.....	.....	.....	.....	.....	.....	.....	.....	.....
Japanese	161	1	1	.....	.....	.....	.....	.....	.....	.....	.....	.....	.....	.....	.....	.....	.....	.....	.....	.....	.....	.....	.....	.....	.....	.....	.....	.....	.....	158	.....	.....	1	.....	.....	.....	.....	.....
Syrian	11	5	1	3	.....	.....	.....	.....	.....	.....	.....	.....	.....	.....	.....	.....	1	.....	.....	.....	.....	.....	.....	1	.....	.....	.....	.....	.....	.....	.....	.....	.....	.....	.....	.....	.....	.....
Other	1	.....	.....	1	.....	.....	.....	.....	.....	.....	.....	.....	.....	.....	.....	.....	.....	.....	.....	.....	.....	.....	.....	.....	.....	.....	.....	.....	.....	.....	.....	.....	.....	.....	.....	.....	.....	.....
Indian	980	1	1	1	.....	1	.....	.....	.....	.....	.....	2	.....	.....	.....	.....	1	.....	1	.....	.....	.....	1	.....	.....	.....	.....	.....	.....	.....	.....	.....	971	.....	.....	.....	.....	.....
Jewish	108	6	5	3	.....	.....	.....	.....	.....	.....	.....	1	1	.....	.....	.....	.....	.....	.....	.....	1	1	1	.....	.....	.....	.....	.....	.....	.....	.....	.....	.....	89	.....	.....	.....	.....
Negro	15	1	.....	.....	.....	.....	.....	.....	.....	.....	.....	1	.....	.....	.....	.....	.....	.....	1	.....	.....	.....	.....	1	.....	.....	.....	.....	.....	.....	.....	.....	.....	.....	11	.....	.....	.....
Other races	5	2	.....	1	.....	.....	.....	.....	.....	.....	.....	.....	1	.....	.....	.....	.....	.....	.....	.....	1	.....	.....	.....	.....	.....	.....	.....	.....	.....	.....	.....	.....	.....	.....	.....	.....	.....
Unspecified	16	5	.....	3	.....	.....	.....	.....	.....	.....	.....	.....	.....	.....	.....	.....	1	.....	.....	1	.....	.....	2	1	.....	.....	.....	.....	.....	.....	.....	.....	.....	.....	.....	.....	.....	3
Children born to married mothers ....T.	24,784	9,434	2,854	4,383	378	126	75	2	109	122	85	971	1,020	24	95	67	278	10	773	551	314	55	494	440	533	63	47	107	21	163	5	1	1,052	105	12	2	13
,, ,, ,, ...M.	12,641	4,843	1,472	2,209	225	65	39	1	58	71	40	523	490	16	46	33	133	5	374	292	155	30	251	222	265	30	24	59	9	61	2	1	534	48	8	1	6
,, ,, ,, ...F.	12,143	4,591	1,382	2,174	153	61	36	1	51	51	45	448	530	8	49	34	145	5	399	259	159	25	243	218	268	33	23	48	12	102	3	....	518	57	4	1	7
Children born to unmarried mothers T.	1,502	317	155	181	26	8	2	....	6	6	7	76	64	1	9	5	12	....	34	38	31	1	102	36	37	3	8	6	....	3	1	1	319	.....	2	....	5
,, ,, ,, ...M.	764	169	78	95	16	5	....	....	2	2	4	41	30	....	4	2	8	....	15	16	14	1	47	18	20	1	6	2	....	1	1	....	162	.....	1	....	3
,, ,, ,, ...F.	738	148	77	86	10	3	2	....	4	4	3	35	34	1	5	3	4	....	19	22	17	....	55	18	17	2	2	4	....	2	....	1	157	.....	1	....	2
Children born to all mothers .....T.	26,286	9,751	3,009	4,564	404	134	77	2	115	128	92	1,047	1,084	25	104	72	290	10	807	589	345	56	596	476	570	66	55	113	21	166	6	2	1,371	105	14	2	18
,, ,, ,, ...M.	13,405	5,012	1,550	2,304	241	70	39	1	60	73	44	564	520	16	50	35	141	5	389	308	169	31	298	240	285	31	30	61	9	62	3	1	696	48	9	1	9
,, ,, ,, ...F.	12,881	4,739	1,459	2,260	163	64	38	1	55	55	48	483	564	9	54	37	149	5	418	281	176	25	298	236	285	35	25	52	12	104	3	1	675	57	5	1	9

* Including races of U.S.S.R. † Including all Ruthenian Russians. ‡ East Indian.

TABLE 9.—BIRTHS (EXCLUSIVE OF STILL-BIRTHS) CLASSIFIED ACCORDING TO BIRTHPLACES OF PARENTS, BY PLACE OF RESIDENCE OF MOTHERS, BRITISH COLUMBIA, 1947.

BIRTHPLACE OF MOTHER.

Birthplace of Father.	Total Fathers.	Canada: Prince Ed. Isl.	Nova Scotia.	New Brunswick.	Quebec.	Ontario.	Manitoba.	Saskatchewan.	Alberta.	British Columbia.	Prov. unspec.	British Isles: England.	Ireland.	Scotland.	Wales.	Other.	British Poss.: Newfoundland.	Other.
Canada	19,596	27	219	81	222	846	1478	3442	2378	7490	21	1532	125	506	89	4	44	58
Prince Edward Island	49	2	1	1		1	4	6	10	13		6						
Nova Scotia	215		25	2	2	13	12	29	27	68		22	1	6	1		1	
New Brunswick	142		4	11	3	6	8	23	16	45		11		5			1	
Quebec	312		3	6	41	16	27	47	29	82		22	5	12	4			2
Ontario	1325	4	18	13	28	197	98	209	156	385	1	95	8	29	4		2	4
Manitoba	1970	2	11	7	14	88	498	327	187	483	3	156	14	47	10		5	5
Saskatchewan	3985	8	47	13	31	134	256	1437	396	946	5	322	36	107	16	1	8	5
Alberta	2752	5	25	11	30	95	147	395	736	765	3	229	11	75	17	1	4	7
British Columbia	8825	6	85	17	73	295	427	966	819	4695	7	666	50	225	37	2	23	35
Province unspecified	21					1	1	3	2	8	2	3						
British Isles	2515		32	8	33	111	199	320	277	817	7	353	29	148	29	1	5	14
England	1587		19	2	21	75	119	203	171	518	5	269	11	67	14	1	3	7
Ireland	169		3	2	5	10	19	24	24	40		15	5	7	1		1	1
Scotland	655		8	4	7	19	50	78	70	222	2	60	13	72	7		1	4
Wales	94		2			7	8	14	11	34		7		2	7			2
Other	10						3	1	1	3		2						
British Possessions	149		2		3	7	12	15	16	41		16	1	6	2		6	14
Newfoundland	37				3		4	4	3	8		4		3			5	1
Other	112		2			7	8	11	13	33		12	1	3	2		1	13
Europe	1489	3	8	3	3	42	87	296	184	303	4	61	6	22	3		2	3
Austria	38				1	2	2	11	1	7	1	1		1				
Belgium	11					1	2	1	3	3								
Czechoslovakia	45						1	8	1	10		1						
Denmark	77	1	1			1	5	10	10	27		6		2				
Finland	44		1	1		3	1	4	5	15		1		1	2			
France	11					1			2	5		1		1				
Germany	102					4	7	23	21	19		5		1				
Hungary	49					1	1	10	5	9		3						1
Italy	65		1			1	1	4	4	30		2	1				1	
Netherlands	52		1	1		2	3	6	6	11		4	2	1				
Norway	184	1	2			10	7	39	27	55	1	7	1	3	1			
Poland	171					3	14	45	26	17		7	1	5				1
Romania	37					1	2	10	7	5	1	1		1				
Russia (U.S.S.R.)	353		1	1	1	6	26	80	27	23		12		3			1	1
Sweden	119	1				2	6	28	25	31	1	5		1				
Yugoslavia	65		1			1	3	5	8	22		2						
Other	66				1	3	6	12	6	14		3	1	2				
Asia	156			1	4	1	3	4	5	88	1	3						2
China	75			1	3	1	2	3	5	42	1	3						2
Japan	76				1			1		44								
Other	5						1			2								
United States	858	1	6	3	11	32	64	137	145	276	1	56	5	13	3		1	2
Other American countries	16		1			1	1	4		5		1						
Other countries	1																	
Unspecified	4								2	1				1				
Children born to—																		
Married mothers	24,784	31	268	96	276	1040	1844	4218	3007	9021	34	2022	166	696	126	5	58	93
Unmarried mothers	1502	1	10	4	14	38	90	248	202	755	3	38	6	11	4		2	1
All mothers	26,286	32	278	100	290	1078	1934	4466	3209	9776	37	2060	172	707	130	5	60	94

Birthplace of Father.	Europe: Austria.	Belgium.	Czechoslovakia.	Denmark.	Finland.	France.	Germany.	Hungary.	Italy.	Netherlands.	Norway.	Poland.	Romania.	Russia (U.S.S.R.).	Sweden.	Yugoslavia.	Other.	Asia: China.	Japan.	Other.	United States.	Other American Countries.	Other Countries.	Unspecified.
Canada	6	25	19	10	10	11	25	7	16	80	39	66	15	77	25	11	14	16	14	2	531	9	5	1
Prince Edward Island										1											4			
Nova Scotia												1						1			4			
New Brunswick													1					1			7			
Quebec		1				1	1				1	1		1							9	1		
Ontario	1	1	2	2	1		2	2	1	2	2	4	1	5	1	1	1	2			40		3	
Manitoba	2	3	1	2					1	6	1	12	2	22	2		1		1		55	1	1	
Saskatchewan	1	6	5	1	2	2	7	3	2	18	11	16	3	27	4	4	2			2	99	2		
Alberta		9	4	2	4	3	9		1	20	5	14	4	7	4	1	4	1	1		102	1		
British Columbia	2	5	7	3	3	5	6	2	11	33	19	18	4	15	14	5	6	11	12		210	4	1	1
Province unspecified																					1			
British Isles		2	3	1	2		1	4		12	7	2	2	4	2		3	4	1	1	80	1		
England		2		1	1			1		8	5	1	2	4	1		2	4	1		48	1		
Ireland			1							2	1	1									7			
Scotland			2		1		1	3		2	1				1		1			1	25			
Wales																								
Other																								
British Possessions							1							1					1		5			
Newfoundland														1							1			
Other							1												1		4			
Europe	9	3	21	9	14		19	14	20	17	19	53	12	157	11	22	13	1			44	1		
Austria	4						1	1								2	1				2			
Belgium														1										
Czechoslovakia			19				1	2	1	1														
Denmark				8	1					1					1						3			
Finland					8																2			
France							1																	
Germany							10	1		1	1	2		3							3	1		
Hungary	2		1				1	9			1		2			1					2			
Italy									18												2			
Netherlands		3					1			7			1	1							2			
Norway				1						1	15			1	1			1			10			
Poland							2			2		37	1	3	2	1					4			
Romania												2	4	2							1			
Russia (U.S.S.R.)	3						2		1	1	1	9	1	144		1	1				7			
Sweden					5					2	1	1			7						3			
Yugoslavia			1									1	2	1		17					1			
Other								1		1		1	1	1			11				2			
Asia			1				2							1				9	29	2				
China			1				2							1				8						
Japan																		1	29					
Other																				2				
United States	4	1	2				2		1	3	5	1		7			1				74		1	
Other American countries			1																		1	1		
Other countries																					1			
Unspecified																								
Children born to—																								
Married mothers	19	31	47	20	26	11	50	25	37	112	70	122	29	247	38	33	31	30	45	5	736	12	6	1
Unmarried mothers	1	1	2	2	2	1	3	2		1	5	10		4	4			1			33			3
All mothers	20	32	49	22	28	12	53	27	37	113	75	132	29	251	42	33	31	31	45	5	769	12	6	4

TABLE 10.—DEATHS OF CHILDREN UNDER ONE YEAR (EXCLUSIVE OF STILL-BIRTHS) BY MONTHS, CLASSIFIED AS RURAL AND URBAN IN EACH CENSUS DIVISION, BRITISH COLUMBIA, 1947.

Detailed information under this heading may be secured on request, if reason is sufficiently urgent.

TABLE 11.—TOTAL DEATHS (EXCLUSIVE OF STILL-BIRTHS) AND DEATHS IN INSTITUTIONS OF CHILDREN UNDER ONE YEAR, BY PLACE OF OCCURRENCE AND PLACE OF RESIDENCE, BRITISH COLUMBIA, 1947.

ALL DEATHS UNDER ONE YEAR.

PROVINCE.	Place of Occurrence.	Residence elsewhere.		Deaths of Residents occurring elsewhere.		Place of Residence.
		In Canada.	In United States.	In Canada.	In United States.	
British Columbia	953	2	1	4	5	959
DEATHS IN INSTITUTIONS.						
British Columbia	734	2	1	4	2	737

TABLE 12.—TOTAL DEATHS (EXCLUSIVE OF STILL-BIRTHS) AND DEATHS IN INSTITUTIONS OF CHILDREN UNDER ONE YEAR, IN CITIES OF 5,000 POPULATION AND OVER, BY PLACE OF OCCURRENCE AND PLACE OF RESIDENCE, BRITISH COLUMBIA, 1947.

ALL DEATHS UNDER ONE YEAR.

CITIES.	Place of Occurrence.	Residence elsewhere.		Deaths of Residents occurring elsewhere.		Place of Residence.
		In Canada.	In United States.	In Canada.	In United States.	
Kamloops	26	20	....	1	....	7
Kelowna	18	6	....	3	....	15
Nanaimo	17	11	....	....	....	6
Nelson	16	6	1	1	....	10
New Westminster	62	48	....	2	....	16
North Vancouver	9	2	....	1	1	9
Prince Rupert	23	12	....	1	....	12
Trail	12	4	....	....	....	8
Vancouver	283	69	....	3	1	218
Vernon	12	3	....	....	....	9
Victoria	59	33	....	....	....	26
DEATHS IN INSTITUTIONS.						
Kamloops	26	20	....	1	....	7
Kelowna	17	5	....	3	....	15
Nanaimo	16	10	....	....	....	6
Nelson	15	6	1	1	....	9
New Westminster	61	47	....	2	....	16
North Vancouver	9	2	....	1	....	8
Prince Rupert	19	9	....	1	....	11
Trail	12	4	....	....	....	8
Vancouver	255	68	....	3	1	191
Vernon	12	3	....	....	....	9
Victoria	57	33	....	....	....	24

TABLE 13.—DEATHS OF CHILDREN UNDER ONE YEAR (EXCLUSIVE OF STILL-BIRTHS) BY AGE AT DEATH, BY PLACE OF RESIDENCE, BRITISH COLUMBIA, 1947.

AGES.		No.
All infants	Total	959
,,	M.	565
,,	F.	394
Under 1 day	Total	268
,,	M.	157
,,	F.	111
1 day	Total	85
,,	M.	50
,,	F.	35
2 days	Total	57
,,	M.	36
,,	F.	21
3 days	Total	30
,,	M.	18
,,	F.	12
4 days	Total	24
,,	M.	12
,,	F.	12
5 days	Total	14
,,	M.	7
,,	F.	7
6 days	Total	12
,,	M.	6
,,	F.	6
Under 1 week	Total	490
,,	M.	286
,,	F.	204
1 week and under 2 weeks	Total	38
,, ,,	M.	24
,, ,,	F.	14
2 weeks and under 3 weeks	Total	29
,, ,,	M.	21
,, ,,	F.	8
3 weeks and under 1 month	Total	33
,, ,,	M.	21
,, ,,	F.	12

AGES.		No.
Under 1 month	Total	590
,,	M.	352
,,	F.	238
1 month and under 2 months	Total	78
,, ,,	M.	49
,, ,,	F.	29
2 months and under 3 months	Total	70
,, ,,	M.	48
,, ,,	F.	22
3 months and under 4 months	Total	42
,, ,,	M.	21
,, ,,	F.	21
4 months and under 5 months	Total	41
,, ,,	M.	24
,, ,,	F.	17
5 months and under 6 months	Total	34
,, ,,	M.	17
,, ,,	F.	17
6 months and under 7 months	Total	14
,, ,,	M.	6
,, ,,	F.	8
7 months and under 8 months	Total	21
,, ,,	M.	15
,, ,,	F.	6
8 months and under 9 months	Total	22
,, ,,	M.	13
,, ,,	F.	9
9 months and under 10 months	Total	13
,, ,,	M.	4
,, ,,	F.	9
10 months and under 11 months	Total	16
,, ,,	M.	9
,, ,,	F.	7
11 months and under 12 months	Total	18
,, ,,	M.	7
,, ,,	F.	11

TABLE 14.—DEATHS OF CHILDREN UNDER ONE YEAR (EXCLUSIVE OF STILL-BIRTHS) CLASSIFIED ACCORDING TO RACIAL ORIGIN, BY PLACE OF RESIDENCE, BRITISH COLUMBIA, 1947.

RACIAL ORIGIN.	No.
British	487
English	265
Irish	85
Scottish	127
Other	10
European	205
Austrian	6
Belgian	1
Bulgarian	.....
Czech and Slovak	3
Danish	3
Finnish	5
French	36
German	29
Greek	1
Hungarian	2
Icelandic	2
Italian	5
Lithuanian	1
Netherland	11
Norwegian	22

RACIAL ORIGIN.	No.
European—*Continued.*	
Polish	13
Romanian	2
Russian (races of U.S.S.R.)	22
Swedish	24
Ukrainian*	11
Yugoslavic	5
Other	1
Asiatic	18
Chinese	12
Hindu (East Indian)	2
Japanese	3
Syrian	1
Other	.....
Indian	225
Jewish	3
Negro	.....
Other races	.....
Unspecified	21
All origins	959

* Including all Ruthenian Russians.

TABLE 15.—DEATHS OF CHILDREN UNDER ONE YEAR (EXCLUSIVE OF STILL-BIRTHS) CLASSIFIED ACCORDING TO BIRTHPLACES OF PARENTS, BY PLACE OF RESIDENCE, BRITISH COLUMBIA, 1947.

BIRTHPLACE OF FATHER.	TOTAL FATHERS.	BIRTHPLACE OF MOTHER.																																							
		CANADA.									BRITISH ISLES.					BRITISH POSS.		EUROPE.																	ASIA.					
		Prince Edward Island.	Nova Scotia.	New Brunswick.	Quebec.	Ontario.	Manitoba.	Saskatchewan.	Alberta.	British Columbia.	Prov. unspec.	England.	Ireland.	Scotland.	Wales.	Other.	Newfoundland.	Other.	Austria.	Belgium.	Czechoslovakia.	Denmark.	Finland.	France.	Germany.	Hungary.	Italy.	Netherlands.	Norway.	Poland.	Romania.	Russia (U.S.S.R.).	Sweden.	Yugoslavia.	Other.	China.	Japan.	Other.	United States.	Other American Countries.	Other Countries.	Unspecified.
Canada	712	2	8		13	17	30	93	65	382	11	39	2	13	2		2	1				2			1		1	1	3	4		1				1	1		15			2
Prince Edward Island	2							1		1																																
Nova Scotia	10							3	1	6																																	
New Brunswick	1								1																																		
Quebec	12				3			2		5		1			1																												
Ontario	44		1		1	3	1	8	10	11		5							1									1	1												1			
Manitoba	53	1	1		2	4	16	7	3	10	1	2		2																	1								1		2			
Saskatchewan	93	1	2		1	1	3	31	8	24	1	13	1	4																											2			1
Alberta	85				3	1	5	16	22	25		5		3			1														2										2			
British Columbia	398		4		3	8	4	24	20	299		12	1	4	1		1					2			1				3			1				1			8			1
Province unspecified	14						1	1		1	9	1																				1												
British Isles	59			1		3	3	7	5	17	2	9		2															1								1			8			
England	36					1	2	6	2	10	1	7																										1			6			
Ireland	5					1			1	1	1																	1														
Scotland	17			1		1		1	2	6		2		2																											2			
Wales	1						1																																		
Other																																									
British Possessions	1																	1																								
Newfoundland																																									
Other	1																	1																								
Europe	52					1	1	12	8	14	3	3												1		2	1			1			2		2						1			
Austria																																									
Belgium																																									
Czechoslovakia	1									1																																
Denmark	2							1		1																																
Finland	1							1																																		
France																																									
Germany	8							1	3	2															2																	
Hungary	1																										1																
Italy	2								1	1																																
Netherlands	1								1																																	
Norway	8					1		2	1	1		1																	1											1			
Poland	3							1	1	1																																
Romania	3									1																						2											
Russia (U.S.S.R.)	7						1	3	1		2																															
Sweden	7							1		4	1											1																			
Yugoslavia	6							1		2		1																							2							
Other	2							1				1																														
Asia	8								1	6																												1					
China	6								1	5																																
Japan	2									1																												1					
Other																																									
United States	36					1	3	8	8	8		2																	1											5			
Other American countries	1																					1																				
Other countries																																									
Unspecified	90					1	5	16	10	48	1	1		1																				1								1			5
Total mothers	959	2	8	1	13	23	42	136	97	475	17	54	2	16	2		2	2			1	2	1		3	1	1	2	5	4		4		2		2	2		30			7

TABLE 16.—DEATHS OF CHILDREN UNDER ONE YEAR (EXCLUSIVE OF STILL-BIRTHS) FROM CERTAIN SPECIFIED CAUSES, BY SEX AND CALENDAR MONTH OF DEATH, BY PLACE OF RESIDENCE, BRITISH COLUMBIA, 1947.

Int. List No.	CAUSES OF DEATH.	TOTAL UNDER 1 YEAR.			MONTH OF DEATH.																							
					Jan.		Feb.		Mar.		Apr.		May.		June.		July.		Aug.		Sept.		Oct.		Nov.		Dec.	
		Total.	M.	F.	M.	F.	M.	F.	M.	F.	M.	F.	M.	F.	M.	F.	M.	F.	M.	F.	M.	F.	M.	F.	M.	F.	M.	F.
	All causes	959	565	394	41	42	50	24	59	43	40	38	56	26	50	25	40	28	41	38	45	35	44	26	49	38	50	31
6	Cerebrospinal meningitis	2	1	1																					1	1		
9	Whooping-cough	17	9	8	1		1						1				1	1		1	1	1	1		1	3	2	2
10	Diphtheria	1		1																		1						
13	Tuberculosis of the respiratory system	9	3	6					1		1			1				5									1	
14–22	Tuberculosis, other organs	6	5	1	1						1						1					1					2	
27	Dysentery	7	5	2			1		1						1				1	1				1			1	
30	Syphilis	3	1	2										1					1							1		
33	Influenza	9	8	1	2		1				1		1		1							1	2					
35	Measles	11	8	3			3	1	3	2	1																1	
64	Diseases of the thymus gland	40	28	12	3		3	2	3	1	1	1	3	2	2			1	2	1	1	1	6		3	2	1	1
81	Meningitis (non-meningococcal)	8	1	7						1				1		1	1			3						1		
86	Convulsions	2	1	1											1					1								
89	Diseases of the ear and of the mastoid process	2	1	1						1																	1	
105	Diseases of the larynx	2	1	1									1										1					
106	Bronchitis	5	3	2			1		1														1		1			1
107	Bronchopneumonia	57	36	21	3	4	3	1	7	4	4	1	1	4		1	2	1	3	1	2	1	1		4		6	3
108, 109	Pneumonia	48	32	16	3		1	1	4	3	3	1	2		3			1	2	2	3	2	4	2	1	1	6	3
119	Diarrhœa and enteritis	53	31	22	2	2	4	1	4	2	4	1	3	2	2	1	2		1	1	4	3	1	2	3	3	1	4
157	Congenital malformations	119	55	64	1	8	5	4	5	6	2	8	11	4	5	4		4	4	10	7	6	4	3	5	4	6	3
	(a) Congenital hydrocephalus	12	2	10				1		1		3		1						2		1			2			1
	(d) Congenital malformations of the heart	52	29	23		1		1	3	2	2	1	7	1	3	2		3	1	5	5	1	4	1	1	4	3	1
	(b, c, e) Others under this title	55	24	31	1	7	5	2	2	3		4	4	2	2	2		1	3	3	2	4		2	2		3	1
158	Congenital debility	25	15	10	2	3	2		2	1	1	2	2	1	2	1	1		1	1	1			1			1	
159	Premature birth	300	176	124	14	17	14	8	17	13	12	16	20	9	20	10	15	9	13	5	11	10	10	9	18	10	12	8
160	Injury at birth	85	54	31	4	4	2	2	5	5	6	2	5		7	4	3	2	2	1	6	3	5	2	6	5	3	1
161	Other diseases peculiar to the first year of life	69	46	23	2	1	2		2	1		2	4		4	1	10	2	7	5	4	3	5	2	4	2	2	4
166–168	Homicides	1		1																				1				
169–195, 197	Other violent deaths	35	23	12	1	1	4	2	2		1		1	1	1	1	1	1	1	1	3	2	3		2	3	3	
	Other specified causes	18	9	9		2	1		2	2	1	1	1				2		1	2			1	1		1		
199, 200	Ill-defined and unknown causes	25	13	12	2		2	2		1	1	3			1	1	1	1	2	2	2		1			1	1	1

TABLE 17.—DEATHS OF CHILDREN UNDER ONE YEAR (EXCLUSIVE OF STILL-BIRTHS) FROM CERTAIN SPECIFIED CAUSES, BY SEX AND AGE AT DEATH, BY PLACE OF RESIDENCE, BRITISH COLUMBIA, 1947.

Int. List No.	CAUSES OF DEATH.	TOTAL UNDER 1 YEAR.			AGE AT DEATH.																													
					Under 1 Day.		1 Day and under 1 Week.		1 Week and under 2 Weeks.		2 Weeks and under 3 Weeks.		3 Weeks and under 1 Month.		1 Month and under 2 Months.		2 Months and under 3 Months.		3 Months and under 4 Months.		4 Months and under 5 Months.		5 Months and under 6 Months.		6 Months and under 7 Months.		7 Months and under 8 Months.		8 Months and under 9 Months.		9 Months and under 10 Months.		10 Months and under 11 Months.		11 Months and under 12 Months.	
		T'l.	M.	F.	M.	F.	M.	F.	M.	F.	M.	F.	M.	F.	M.	F.	M.	F.	M.	F.	M.	F.	M.	F.	M.	F.	M.	F.	M.	F.	M.	F.	M.	F.	M.	F.
	All causes	959	565	394	157	111	129	93	24	14	21	8	21	12	49	29	48	22	21	21	24	17	17	17	6	8	15	6	13	9	4	9	9	7	7	11
6	Cerebrospinal meningitis	2	1	1																														1	1	
9	Whooping-cough	17	9	8									1		1	1	2	2		1	1	2	1	1			1		1				1			1
10	Diphtheria	1		1																								1							
13	Tuberculosis of the respiratory system	9	3	6																					1	1		1	2	1				3		
14–21																																				
22	Tuberculosis, other organs	6	5	1													1				1	1	1						2							
27	Dysentery	7	5	2															1		2	1			1				1	1						
30	Syphilis	3	1	2				1							1									1											
33	Influenza	9	8	1											1		1				2		2			1			1					1		
35	Measles	11	8	3																1	1						1		1		1	2	2		2	
64	Diseases of the thymus gland	40	28	12	2	1	2				1		4	1	2	3	8	3	5	3	3		1	1												
81	Meningitis (non-meningococcal)	8	1	7								1				2	1	1				1						1							1	
86	Convulsions	2	1	1															1																1	
89	Diseases of the ear and of the mastoid process	2	1	1													1													1					
105	Diseases of the larynx	2	1	1															1																1	
106	Bronchitis	5	3	2									1			1	1																	1	1	
107	Bronchopneumonia	57	36	21			1	2	2	1	2	1			8	5	9	2	2	3	3		3	4	1	1	1		1		1		2	1		1
108, 109	Pneumonia	48	32	16			1	1			5		1		8	2	3	2	2			3	4	2	1	1	2	1	3	1		1	1	2	1	
119	Diarrhœa and enteritis	53	31	22					1	1			1	2	8	4	3	2	1	2	6	2	1	3	1	2	7			1		2	1		1	1
157	Congenital malformations	119	55	64	7	10	15	15	7	6	3	2	4	4	7	6	4	5	3	6	1	3	1	3	1			1		2	1	1	1			
	(a) Congenital hydrocephalus	12	2	10		2				1		1	1		1	1		3				2														
	(d) Congenital malformations of the heart	52	29	23	5	4	6	8	4	1	1		3	2	3	4	2		2	2			1	1	1			1				1				
	(b, c, e) Others under this title	55	24	31	2	4	9	7	3	4	2	1		2	3	1	2	2	1	4	1	1		2						2	1	1				
158	Congenital debility	25	15	10	4	2	4	3					1	1	2	1			2	1	1								1							2
159	Premature birth	300	176	124	98	66	57	45	10	6	6	2		3	3	1	2																			1
160	Injury at birth	85	54	31	27	18	23	12	1		2	1			1																					
161	Other diseases peculiar to the first year of life	69	46	23	18	11	19	10	1		2		2		1		3	1						1												
166–168	Homicides	1		1		1																														
169–195, 197	Other violent deaths	35	23	12			2	1	2				3		2		5	2	3	1	3	3	1	1		2	1				1	1	1			
	Other specified causes	18	9	9			1								3	2	3	2		2							1			3	1				
199, 200	Ill-defined and unknown causes	25	13	12	1	2	4	3				1	3	1	1	1	1			1		1	2				1	1				1				

TABLE 18.—TOTAL DEATHS (EXCLUSIVE OF STILL-BIRTHS) AND DEATHS IN INSTITUTIONS, BY PLACE OF OCCURRENCE AND PLACE OF RESIDENCE, BRITISH COLUMBIA, 1947.

ALL DEATHS.

PROVINCE.	Place of Occurrence.	Residence elsewhere.		Deaths of Residents occurring elsewhere.		Place of Residence.
		In Canada.	In United States.	In Canada.	In United States.	
Total for British Columbia	10,670	119	47	61	48	10,613
DEATHS IN INSTITUTIONS.						
Total for British Columbia	6,443	60	23	41	18	6,419

TABLE 19.—TOTAL DEATHS (EXCLUSIVE OF STILL-BIRTHS) AND DEATHS IN INSTITUTIONS, IN CITIES OF 5,000 POPULATION AND OVER, BY PLACE OF OCCURRENCE AND PLACE OF RESIDENCE, BRITISH COLUMBIA, 1947.

ALL DEATHS.

CITIES.	Place of Occurrence.	Residence elsewhere.		Deaths of Residents occurring elsewhere.		Place of Residence.
		In Canada.	In United States.	In Canada.	In United States.	
Kamloops	180	81	....	21	....	120
Kelowna	106	38	....	18	....	86
Nanaimo	178	76	....	10	....	112
Nelson	128	38	1	18	....	107
New Westminster	534	335	3	64	1	261
North Vancouver	179	57	1	46	1	168
Prince Rupert	127	56	2	18	....	87
Trail	81	22	1	12	2	72
Vancouver	4,140	682	19	311	18	3,768
Vernon	95	24	....	7	....	78
Victoria	1,048	373	6	75	4	748
DEATHS IN INSTITUTIONS.						
Kamloops	151	77	....	15	....	89
Kelowna	78	35	....	16	....	59
Nanaimo	149	70	....	6	....	85
Nelson	95	36	1	13	....	71
New Westminster	441	320	3	48	....	166
North Vancouver	115	50	....	40	....	105
Prince Rupert	86	39	1	10	....	56
Trail	61	20	....	5	....	46
Vancouver	2,737	621	11	201	6	2,312
Vernon	65	21	....	7	....	51
Victoria	805	358	4	51	1	495

TABLE 20.—DEATHS (EXCLUSIVE OF STILL-BIRTHS) BY SINGLE YEARS OF AGE AND AGE-GROUPS, BY PLACE OF RESIDENCE, BRITISH COLUMBIA, 1947.

AGES.	Province.			Vancouver City.			Victoria City.			New Westminster City.			Remainder of Province.		
	Total.	M.	F.	Total.	M.	F.	Total.	M.	F.	Total.	M.	F.	Total.	M.	F.
All ages	10,613	6,626	3,987	3,768	2,335	1,433	748	422	326	261	145	116	5,836	3,724	2,112
Under 1 year	959	565	394	218	129	89	26	19	7	16	9	7	699	408	291
1 year	86	49	37	14	6	8	1	1	.....	1	1	.....	70	41	29
2 years	45	25	20	8	6	2	1	.....	1	.....	.....	.....	36	19	17
3 „	34	22	12	1	.....	1	1	.....	1	2	1	1	30	21	9
4 „	39	24	15	5	5	.....	3	.....	3	.....	.....	.....	31	19	12
Total under 5 years	1,163	685	478	246	146	100	32	20	12	19	11	8	866	508	358
5 years	21	15	6	1	.....	1	1	.....	1	.....	.....	.....	19	15	4
6 „	18	9	9	3	2	1	1	1	.....	.....	.....	.....	14	6	8
7 „	21	15	6	4	3	1	.....	.....	.....	.....	.....	.....	17	12	5
8 „	15	7	8	5	2	3	1	.....	1	.....	.....	.....	9	5	4
9 „	16	8	8	.....	.....	.....	.....	.....	.....	.....	.....	.....	16	8	8
Total 5–9 years	91	54	37	13	7	6	3	1	2	.....	.....	.....	75	46	29
10 years	10	8	2	.....	.....	.....	1	1	.....	.....	.....	.....	9	7	2
11 „	8	5	3	.....	.....	.....	.....	.....	.....	.....	.....	.....	8	5	3
12 „	10	5	5	.....	.....	.....	.....	.....	.....	.....	.....	.....	10	5	5
13 „	14	9	5	1	1	.....	.....	.....	.....	.....	.....	.....	13	8	5
14 „	15	8	7	3	2	1	1	1	.....	.....	.....	.....	11	5	6
Total 10–14 years	57	35	22	4	3	1	2	2	.....	.....	.....	.....	51	30	21
15 years	15	9	6	1	1	.....	.....	.....	.....	1	.....	1	13	8	5
16 „	33	22	11	2	2	.....	.....	.....	.....	.....	.....	.....	31	20	11
17 „	24	15	9	5	3	2	1	1	.....	.....	.....	.....	18	11	7
18 „	31	22	9	9	4	5	.....	.....	.....	2	1	1	20	17	3
19 „	35	22	13	10	6	4	1	1	.....	1	.....	1	23	15	8
Total 15–19 years	138	90	48	27	16	11	2	2	.....	4	1	3	105	71	34
20 years	28	16	12	6	3	3	.....	.....	.....	1	1	.....	21	12	9
21 „	38	24	14	8	4	4	1	.....	1	.....	.....	.....	29	20	9
22 „	36	19	17	5	2	3	2	.....	2	.....	.....	.....	29	17	12
23 „	37	19	18	16	9	7	1	1	.....	.....	.....	.....	20	9	11
24 „	34	26	8	10	9	1	2	2	.....	2	1	1	20	14	6
Total 20–24 years	173	104	69	45	27	18	6	3	3	3	2	1	119	72	47
25 years	38	23	15	12	9	3	.....	.....	.....	1	1	.....	25	13	12
26 „	43	27	16	12	9	3	4	2	2	1	1	.....	26	15	11
27 „	43	28	15	12	7	5	5	4	1	3	1	2	23	16	7
28 „	44	25	19	16	10	6	2	2	.....	.....	.....	.....	26	13	13
29 „	31	14	17	8	3	5	.....	.....	.....	.....	.....	.....	23	11	12
Total 25–29 years	199	117	82	60	38	22	11	8	3	5	3	2	123	68	55
30 years	34	18	16	7	3	4	.....	.....	.....	2	1	1	25	14	11
31 „	38	23	15	15	8	7	2	.....	2	2	1	1	19	14	5
32 „	45	25	20	13	5	8	2	1	1	1	1	.....	29	18	11
33 „	42	22	20	14	8	6	5	3	2	.....	.....	.....	23	11	12
34 „	39	23	16	12	7	5	2	2	.....	1	1	.....	24	13	11
Total 30–34 years	198	111	87	61	31	30	11	6	5	6	4	2	120	70	50

35 years	39	26	13	16	12	4	2	1	1	1	1	.....	20	12	8
36 „	41	30	11	14	10	4	1	1	.....	1	1	.....	25	18	7
37 „	46	27	19	13	7	6	3	2	1	1	1	.....	29	17	12
38 „	47	29	18	18	12	6	.....	.....	.....	.....	.....	.....	29	17	12
39 „	45	28	17	14	11	3	1	.....	1	.....	.....	.....	30	17	13
Total 35–39 years	218	140	78	75	52	23	7	4	3	3	3	.....	133	81	52
40 years	48	34	14	20	14	6	2	1	1	.....	.....	.....	26	19	7
41 „	46	25	21	20	12	8	5	3	2	.....	.....	.....	21	10	11
42 „	55	38	17	20	15	5	1	1	.....	4	3	1	30	19	11
43 „	56	37	19	22	13	9	3	3	.....	1	1	.....	30	20	10
44 „	57	40	17	20	14	6	5	2	3	1	.....	1	31	24	7
Total 40–44 years	262	174	88	102	68	34	16	10	6	6	4	2	138	92	46
45 years	69	50	19	28	21	7	2	2	.....	1	1	.....	38	26	12
46 „	82	48	34	33	18	15	4	2	2	.....	.....	.....	45	28	17
47 „	57	30	27	20	13	7	1	.....	1	.....	.....	.....	36	17	19
48 „	68	45	23	28	19	9	4	2	2	2	1	1	34	23	11
49 „	75	43	32	34	19	15	4	4	.....	2	.....	2	35	20	15
Total 45–49 years	351	216	135	143	90	53	15	10	5	5	2	3	188	114	74
50 years	82	53	29	33	25	8	4	3	1	2	1	1	43	24	19
51 „	100	67	33	47	31	16	3	2	1	2	1	1	48	33	15
52 „	98	62	36	39	26	13	7	6	1	1	.....	1	51	30	21
53 „	86	57	29	29	20	9	6	3	3	5	3	2	46	31	15
54 „	103	67	36	43	31	12	3	3	.....	4	2	2	53	31	22
Total 50–54 years	469	306	163	191	133	58	23	17	6	14	7	7	241	149	92
55 years	147	95	52	67	44	23	12	7	5	4	1	3	64	43	21
56 „	115	67	48	43	27	16	6	3	3	2	1	1	64	36	28
57 „	131	87	44	47	32	15	7	6	1	5	3	2	72	46	26
58 „	160	106	54	74	52	22	9	7	2	5	3	2	72	44	28
59 „	200	140	60	88	59	29	15	8	7	7	4	3	90	69	21
Total 55–59 years	753	495	258	319	214	105	49	31	18	23	12	11	362	238	124
60 years	196	126	70	81	48	33	12	7	5	4	3	1	99	68	31
61 „	188	123	65	71	45	26	11	9	2	10	8	2	96	61	35
62 „	220	142	78	95	57	38	11	9	2	6	4	2	108	72	36
63 „	245	169	76	100	70	30	21	15	6	4	2	2	120	82	38
64 „	263	180	83	108	75	33	20	13	7	8	2	6	127	90	37
Total 60–64 years	1,112	740	372	455	295	160	75	53	22	32	19	13	550	373	177
65 years	276	197	79	101	73	28	18	10	8	7	5	2	150	109	41
66 „	236	167	69	92	65	27	21	13	8	10	5	5	113	84	29
67 „	279	184	95	119	74	45	33	22	11	5	3	2	122	85	37
68 „	251	176	75	102	71	31	26	18	8	7	4	3	116	83	33
69 „	266	180	86	104	67	37	23	14	9	6	4	2	133	95	38
Total 65–69 years	1,308	904	404	518	350	168	121	77	44	35	21	14	634	456	178
70 years	266	164	102	99	68	31	26	15	11	5	1	4	136	80	56
71 „	252	173	79	88	56	32	16	10	6	6	4	2	142	103	39
72 „	275	182	93	111	69	42	23	13	10	2	.....	2	139	100	39
73 „	248	155	93	89	53	36	20	11	9	3	1	2	136	90	46
74 „	255	155	100	106	61	45	20	13	7	8	5	3	121	76	45
Total 70–74 years	1,296	829	467	493	307	186	105	62	43	24	11	13	674	449	225

TABLE 20.—DEATHS (EXCLUSIVE OF STILL-BIRTHS) BY SINGLE YEARS OF AGE AND AGE-GROUPS, BY PLACE OF RESIDENCE, BRITISH COLUMBIA, 1947—*Continued.*

AGES.	Province.			Vancouver City.			Victoria City.			New Westminster City.			Remainder of Province.		
	Total.	M.	F.	Total.	M.	F.	Total.	M.	F.	Total.	M.	F.	Total.	M.	F.
75 years	263	183	80	104	73	31	20	14	6	5	4	1	134	92	42
76 ,,	250	137	113	86	46	40	20	12	8	7	2	5	137	77	60
77 ,,	215	130	85	79	46	33	15	10	5	.....	.....	.....	121	74	47
78 ,,	215	127	88	82	46	36	17	6	11	6	4	2	110	71	39
79 ,,	207	127	80	72	41	31	12	9	3	8	3	5	115	74	41
Total 75–79 years	1,150	704	446	423	252	171	84	51	33	26	13	13	617	388	229
80 years	205	116	89	82	44	38	20	8	12	5	3	2	98	61	37
81 ,,	180	102	78	78	44	34	20	9	11	1	1	.....	81	48	33
82 ,,	198	121	77	72	39	33	15	5	10	10	7	3	101	70	31
83 ,,	157	91	66	59	32	27	18	4	14	6	4	2	74	51	23
84 ,,	170	99	71	57	30	27	21	7	14	3	3	.....	89	59	30
Total 80–84 years	910	529	381	348	189	159	94	33	61	25	18	7	443	289	154
85 years	134	73	61	49	25	24	18	8	10	7	4	3	60	36	24
86 ,,	137	73	64	43	23	20	15	3	12	7	3	4	72	44	28
87 ,,	112	64	48	35	17	18	11	5	6	3	1	2	63	41	22
88 ,,	85	44	41	25	14	11	14	4	10	5	2	3	41	24	17
89 ,,	60	30	30	16	7	9	8	2	6	4	2	2	32	19	13
Total 85–89 years	528	284	244	168	86	82	66	22	44	26	12	14	268	164	104
90 years	70	29	41	24	9	15	10	5	5	1	.....	1	35	15	20
91 ,,	36	12	24	16	4	12	3	.....	3	1	.....	1	16	8	8
92 ,,	26	11	15	8	4	4	4	2	2	1	.....	1	13	5	8
93 ,,	28	17	11	8	4	4	4	1	3	1	1	.....	15	11	4
94 ,,	17	11	6	5	4	1	1	.....	1	1	1	.....	10	6	4
Total 90–94 years	177	80	97	61	25	36	22	8	14	5	2	3	89	45	44
95 years	16	10	6	4	2	2	1	1	.....	.....	.....	.....	11	7	4
96 ,,	15	7	8	5	1	4	.....	.....	.....	.....	.....	.....	10	6	4
97 ,,	5	3	2	2	2	.....	.....	.....	.....	.....	.....	.....	3	1	2
98 ,,	2	.....	2	.....	.....	.....	.....	.....	.....	.....	.....	.....	2	.....	2
99 ,,	4	2	2	1	.....	1	1	.....	1	.....	.....	.....	2	2	.....
Total 95–99 years	42	22	20	12	5	7	2	1	1	.....	.....	.....	28	16	12
100 years and over	8	.....	8	3	.....	3	1	.....	1	.....	.....	.....	4	.....	4
Not stated	10	7	3	1	1	.....	1	1	.....	.....	.....	.....	8	5	3

TABLE 21.—DEATHS (EXCLUSIVE OF STILL-BIRTHS) CLASSIFIED ACCORDING TO RACIAL ORIGIN AND BY PLACE OF RESIDENCE, BRITISH COLUMBIA, 1947.

RACIAL ORIGIN.	Province.			Vancouver City.			Victoria City.			New Westminster City.			Remainder of Province.		
	Total.	M.	F.	Total.	M.	F.	Total.	M.	F.	Total.	M.	F.	Total.	M.	F.
British	7,282	4,377	2,905	2,834	1,667	1,167	621	331	290	206	109	97	3,621	2,270	1,351
English	3,990	2,375	1,615	1,449	848	601	396	214	182	100	51	49	2,045	1,262	783
Irish	1,148	702	446	472	262	210	64	29	35	44	25	19	568	386	182
Scottish	1,979	1,193	786	850	513	337	143	81	62	60	31	29	926	568	358
Other	165	107	58	63	44	19	18	7	11	2	2	.....	82	54	28
European	1,895	1,292	603	539	365	174	61	36	25	47	30	17	1,248	861	387
Austrian	56	36	20	13	8	5	1	1	.....	2	1	1	40	26	14
Belgian	24	16	8	8	7	1	.....	.....	.....	1	.....	1	15	9	6
Bulgarian	.....	.....	.....	.....	.....	.....	.....	.....	.....	.....	.....	.....	.....	.....	.....
Czech and Slovak	37	25	12	9	4	5	.....	.....	.....	2	2	.....	26	19	7
Danish	62	51	11	18	14	4	2	1	1	.....	.....	.....	42	36	6
Finnish	80	60	20	27	24	3	2	1	1	2	2	.....	49	33	16
French	265	165	100	75	38	37	18	12	6	8	7	1	164	108	56
German	230	144	86	63	43	20	8	5	3	3	2	1	156	94	62
Greek	11	10	1	5	4	1	.....	.....	.....	1	1	.....	5	5	.....
Hungarian	23	17	6	4	2	2	.....	.....	.....	2	2	.....	17	13	4
Icelandic	22	11	11	10	6	4	2	1	1	1	.....	1	9	4	5
Italian	102	72	30	33	21	12	3	1	2	2	1	1	64	49	15
Lithuanian	6	2	4	.....	.....	.....	.....	.....	.....	.....	.....	.....	6	2	4
Netherland	131	86	45	26	17	9	5	3	2	3	2	1	97	64	33
Norwegian	206	147	59	67	44	23	7	3	4	8	5	3	124	95	29
Polish	118	82	36	41	26	15	3	1	2	1	1	.....	73	54	19
Romanian	12	7	5	2	1	1	.....	.....	.....	.....	.....	.....	10	6	4
Russian (races of U.S.S.R.)	162	108	54	29	21	8	2	2	.....	2	2	.....	129	83	46
Swedish	239	174	65	72	58	14	5	3	2	7	2	5	155	111	44
Ukrainian*	62	42	20	21	15	6	2	1	1	2	.....	2	37	26	11
Yugoslavic	35	28	7	14	11	3	.....	.....	.....	.....	.....	.....	21	17	4
Other	12	9	3	2	1	1	1	1	.....	.....	.....	.....	9	7	2
Asiatic	417	381	36	190	175	15	48	45	3	4	3	1	175	158	17
Chinese	337	315	22	180	167	13	46	43	3	2	2	.....	109	103	6
Hindu (East Indian)	23	22	1	5	5	.....	1	1	.....	2	1	1	15	15	.....
Japanese	49	39	10	1	1	.....	.....	.....	.....	.....	.....	.....	48	38	10
Syrian	5	3	2	3	1	2	.....	.....	.....	.....	.....	.....	2	2	.....
Other	3	2	1	1	1	.....	1	1	.....	.....	.....	.....	1	.....	1
Indian	683	350	333	8	2	6	1	.....	1	.....	.....	.....	674	348	326
Jewish	43	26	17	40	24	16	1	1	.....	1	.....	1	1	1	.....
Negro	16	9	7	12	6	6	.....	.....	.....	.....	.....	.....	4	3	1
Other races	2	2	.....	.....	.....	.....	.....	.....	.....	.....	.....	.....	2	2	.....
Unspecified	275	189	86	145	96	49	16	9	7	3	3	.....	111	81	30
All origins	10,613	6,626	3,987	3,768	2,335	1,433	748	422	326	261	145	116	5,836	3,724	2,112

* Including all Ruthenian Russians.

TABLE 22.—DEATHS (EXCLUSIVE OF STILL-BIRTHS) CLASSIFIED ACCORDING TO BIRTHPLACE AND BY PLACE OF RESIDENCE, BRITISH COLUMBIA, 1947.

BIRTHPLACE OF DECEDENTS.	PROVINCE AND CITIES.														
	Province.			Vancouver City.			Victoria City.			New Westminster City.			Remainder of Province.		
	Total.	Male.	Female.	Total.	Male.	Female.	Total.	Male.	Female.	Total.	Male.	Female.	Total.	Male.	Female.
Total deaths by sex	10,613	6,626	3,987	3,768	2,335	1,433	748	422	326	261	145	116	5,836	3,724	2,112
Canada—															
Prince Edward Island	70	40	30	33	18	15	7	1	6	1	1	.....	29	20	9
Nova Scotia	220	148	72	92	60	32	17	9	8	6	5	1	105	74	31
New Brunswick	125	82	43	55	34	21	7	3	4	5	3	2	58	42	16
Quebec	227	148	79	89	56	33	20	9	11	4	4	.....	114	79	35
Ontario	1,396	838	558	600	340	260	91	49	42	47	17	30	658	432	226
Manitoba	195	122	73	81	51	30	12	8	4	6	4	2	96	59	37
Saskatchewan	177	108	69	54	33	21	8	6	2	1	1	.....	114	68	46
Alberta	155	89	66	49	21	28	8	5	3	5	4	1	93	59	34
British Columbia	2,179	1,259	920	438	265	173	87	51	36	37	19	18	1,617	924	693
Province unspecified	41	26	15	11	5	6	1	1	.....	.....	.....	.....	29	20	9
British Isles—															
England	2,344	1,399	945	885	529	356	254	137	117	70	39	31	1,135	694	441
Ireland	291	173	118	121	66	55	29	14	15	13	8	5	128	85	43
Scotland	859	525	334	423	267	156	74	40	34	15	8	7	347	210	137
Wales	107	65	42	47	30	17	13	6	7	.....	.....	.....	47	29	18
Other	30	24	6	13	10	3	1	1	.....	3	2	1	13	11	2
British possessions—															
Newfoundland	46	26	20	24	15	9	9	3	6	2	2	.....	11	6	5
Other	103	67	36	36	24	12	7	3	4	3	2	1	57	38	19
Europe—															
Austria	49	33	16	14	5	9	1	1	.....	2	1	1	32	26	6
Belgium	19	13	6	6	5	1	.....	.....	.....	1	.....	1	12	8	4
Czechoslovakia	27	18	9	7	3	4	.....	.....	.....	1	1	.....	19	14	5
Denmark	46	41	5	13	11	2	1	1	.....	.....	.....	.....	32	29	3
Finland	60	42	18	22	19	3	.....	.....	.....	2	1	1	36	22	14
France	30	15	15	10	2	8	4	2	2	.....	.....	.....	16	11	5
Germany	56	37	19	24	15	9	3	2	1	1	1	.....	28	19	9
Hungary	16	11	5	4	2	2	.....	.....	.....	.....	.....	.....	12	9	3
Italy	78	56	22	26	16	10	2	1	1	.....	.....	.....	50	39	11
Netherlands	25	18	7	7	6	1	3	2	1	1	.....	1	14	10	4
Norway	142	106	36	47	33	14	5	2	3	7	4	3	83	67	16
Poland	92	67	25	33	23	10	1	1	.....	1	1	.....	57	42	15
Romania	14	10	4	4	3	1	1	1	.....	1	.....	1	8	6	2
Russia (U.S.S.R.)	174	116	58	46	32	14	1	1	.....	2	2	.....	125	81	44
Sweden	178	135	43	54	44	10	2	2	.....	4	2	2	118	87	31
Yugoslavia	28	23	5	13	10	3	.....	.....	.....	.....	.....	.....	15	13	2
Other	47	33	14	13	10	3	2	1	1	2	1	1	30	21	9
Asia—															
China	316	303	13	164	158	6	46	43	3	2	2	.....	104	100	4
Japan	32	27	5	.....	.....	.....	.....	.....	.....	.....	.....	.....	32	27	5
Other	5	4	1	2	1	1	.....	.....	.....	.....	.....	.....	3	3	.....
United States	522	303	219	167	81	86	24	11	13	16	10	6	315	201	114
Other American countries	4	2	2	1	.....	1	1	.....	1	.....	.....	.....	2	2	.....
Other countries	3	1	2	1	.....	1	1	1	.....	.....	.....	.....	1	.....	1
Unspecified	85	73	12	39	32	7	5	4	1	.....	.....	.....	41	37	4

TABLE 23.—DEATHS (EXCLUSIVE OF STILL-BIRTHS) CLASSIFIED ACCORDING TO BIRTHPLACE OF PARENTS OF DECEDENTS, BRITISH COLUMBIA, 1947.

Detailed information under this heading may be secured on request, if reason is sufficiently urgent.

TABLE 24.—CAUSES OF DEATH BY SEX AND AGE, BY PLACE OF RESIDENCE, BRITISH COLUMBIA, 1947.

Int. List No.	CAUSES OF DEATH.		TOTAL.	AGES. Under 1 Year.	1 Year.	2 Years.	3 Years.	4 Years.	5–9 Yrs.	10–14 Yrs.	15–19 Yrs.	20–24 Yrs.	25–29 Yrs.	30–34 Yrs.	35–39 Yrs.	40–44 Yrs.	45–49 Yrs.	50–54 Yrs.	55–59 Yrs.	60–64 Yrs.	65–69 Yrs.	70–74 Yrs.	75–79 Yrs.	80–84 Yrs.	85–89 Yrs.	90–94 Yrs.	95–99 Yrs.	100 Years and over.	Not stated.
	Deaths, all causes	Total	10613	959	86	45	34	39	91	57	138	173	199	198	218	262	351	469	753	1112	1308	1296	1150	910	528	177	42	8	10
	,,	M.	6626	565	49	25	22	24	54	35	90	104	117	111	140	174	216	306	495	740	904	829	704	529	284	80	22	.....	7
	,,	F.	3987	394	37	20	12	15	37	22	48	69	82	87	78	88	135	163	258	372	404	467	446	381	244	97	20	8	3
	Class 1. Infectious and parasitic diseases	Total	754	68	17	13	8	11	25	23	46	55	56	51	35	38	41	42	50	61	39	38	21	10	5	.....	1	.....	.....
	,,	M.	486	42	11	8	4	5	12	11	19	22	28	25	19	25	28	35	44	55	35	32	15	8	3	.....	.....	.....	.....
	,,	F.	268	26	6	5	4	6	13	12	27	33	28	26	16	13	13	7	6	6	4	6	6	2	2	.....	1	.....	.....
1	Typhoid fever	M.	1	.....	.....	.....	.....	.....	.....	1	.....	.....	.....	.....	.....	.....	.....	.....	.....	.....	.....	.....	.....	.....	.....	.....	.....	.....	.....
	,,	F.	2	.....	.....	1	.....	.....	.....	.....	.....	.....	.....	.....	.....	.....	.....	.....	.....	.....	1	.....	.....	.....	.....	.....	.....	.....	.....
2	Paratyphoid fever	M.	2	.....	.....	.....	.....	.....	.....	.....	.....	.....	.....	.....	.....	.....	.....	.....	.....	.....	1	1	.....	.....	.....	.....	.....	.....	.....
	,,	F.	1	.....	.....	.....	.....	.....	.....	.....	.....	.....	.....	.....	.....	.....	.....	.....	1	.....	.....	.....	.....	.....	.....	.....	.....	.....	.....
6	Cerebrospinal meningitis	M.	5	1	1	.....	.....	.....	.....	.....	.....	.....	.....	.....	1	.....	.....	1	.....	.....	.....	1	.....	.....	.....	.....	.....	.....	.....
	,,	F.	2	1	.....	1	.....	.....	.....	.....	.....	.....	.....	.....	.....	.....	.....	.....	.....	.....	.....	.....	.....	.....	.....	.....	.....	.....	.....
8	Scarlet fever	F.	2	.....	.....	.....	.....	.....	.....	.....	1	.....	.....	.....	.....	.....	.....	1	.....	.....	.....	.....	.....	.....	.....	.....	.....	.....	.....
9	Whooping-cough	M.	9	9	.....	.....	.....	.....	.....	.....	.....	.....	.....	.....	.....	.....	.....	.....	.....	.....	.....	.....	.....	.....	.....	.....	.....	.....	.....
	,,	F.	8	8	.....	.....	.....	.....	.....	.....	.....	.....	.....	.....	.....	.....	.....	.....	.....	.....	.....	.....	.....	.....	.....	.....	.....	.....	.....
10	Diphtheria	M.	1	.....	.....	.....	.....	.....	.....	.....	.....	1	.....	.....	.....	.....	.....	.....	.....	.....	.....	.....	.....	.....	.....	.....	.....	.....	.....
	,,	F.	3	1	.....	.....	.....	.....	2	.....	.....	.....	.....	.....	.....	.....	.....	.....	.....	.....	.....	.....	.....	.....	.....	.....	.....	.....	.....
12	Tetanus	M.	1	.....	.....	.....	.....	.....	.....	1	.....	.....	.....	.....	.....	.....	.....	.....	.....	.....	.....	.....	.....	.....	.....	.....	.....	.....	.....
13–	Tuberculosis	M.	332	8	6	6	3	4	10	7	16	21	27	20	18	21	24	22	28	38	24	18	8	2	1	.....	.....	.....	.....
22	,,	F.	204	7	3	3	2	6	9	11	26	31	25	24	13	12	7	4	3	4	3	5	4	1	1	.....	.....	.....	.....
13	Tuberculosis of the respiratory system	M.	285	3	3	3	1	2	5	4	16	20	23	18	17	20	19	21	25	35	21	18	8	2	1	.....	.....	.....	.....
	,,	F.	172	6	1	2	2	4	5	7	24	28	21	23	13	9	6	3	2	4	3	5	3	1	.....	.....	.....	.....	.....
	(a) With mention of occupational diseases of lungs	M.	19	.....	.....	.....	.....	.....	.....	.....	.....	.....	.....	.....	.....	3	3	4	2	4	1	2	.....	.....	.....	.....	.....	.....	.....	.....
	(b) Without mention of occupational diseases of lungs	M.	244	2	2	2	1	2	4	3	16	19	22	15	14	14	15	17	22	30	19	16	6	2	1	.....	.....	.....	.....
	Ditto	F.	151	4	1	2	2	2	5	6	19	25	19	23	13	8	5	3	2	4	2	5	1	.....	.....	.....	.....	.....	.....
	(c) Unspecified site	M.	12	1	1	1	.....	.....	1	1	.....	1	1	1	1	1	.....	.....	.....	1	.....	.....	1	.....	.....	.....	.....	.....	.....
	,,	F.	18	2	.....	.....	.....	2	.....	1	5	3	2	.....	.....	1	.....	.....	.....	.....	.....	.....	1	1	.....	.....	.....	.....	.....
	(d) With mention of dementia præcox	M.	10	.....	.....	.....	.....	.....	.....	.....	.....	.....	.....	2	2	2	1	.....	1	.....	.....	1	.....	.....	.....	.....	.....	.....	.....
	,,	F.	3	.....	.....	.....	.....	.....	.....	.....	.....	.....	.....	.....	.....	.....	1	.....	.....	.....	1	.....	1	.....	.....	.....	.....	.....	.....
14	Tuberculosis of the meninges and central nervous system	M.	20	5	3	3	2	2	3	.....	.....	.....	.....	.....	.....	.....	1	.....	.....	1	.....	.....	.....	.....	.....	.....	.....	.....	.....
	Ditto	F.	16	1	1	1	.....	2	4	3	1	.....	2	.....	.....	.....	.....	.....	1	.....	.....	.....	.....	.....	.....	.....	.....	.....	.....
15	Tuberculosis of the intestines and peritoneum	M.	2	.....	.....	.....	.....	.....	.....	.....	.....	1	.....	.....	.....	.....	.....	.....	1	.....	.....	.....	.....	.....	.....	.....	.....	.....	.....
	,,	F.	4	.....	.....	.....	.....	.....	.....	.....	.....	2	.....	1	.....	.....	1	.....	.....	.....	.....	.....	.....	.....	.....	.....	.....	.....	.....
16	Tuberculosis of the vertebral column	M.	9	.....	.....	.....	.....	.....	.....	2	.....	.....	1	.....	1	.....	2	1	1	1	.....	.....	.....	.....	.....	.....	.....	.....	.....
	,,	F.	2	.....	.....	.....	.....	.....	.....	.....	1	.....	.....	.....	.....	.....	.....	.....	.....	.....	.....	.....	.....	.....	1	.....	.....	.....	.....
17	Tuberculosis of other bones and joints	M.	1	.....	.....	.....	.....	.....	.....	.....	.....	.....	1	.....	.....	.....	.....	.....	.....	.....	.....	.....	.....	.....	.....	.....	.....	.....	.....
	,,	F.	1	.....	.....	.....	.....	.....	.....	.....	.....	.....	.....	.....	.....	.....	.....	1	.....	.....	.....	.....	.....	.....	.....	.....	.....	.....	.....
	(b) Joints	M.	1	.....	.....	.....	.....	.....	.....	.....	.....	.....	1	.....	.....	.....	.....	.....	.....	.....	.....	.....	.....	.....	.....	.....	.....	.....	.....
	,,	F.	1	.....	.....	.....	.....	.....	.....	.....	.....	.....	.....	.....	.....	.....	.....	1	.....	.....	.....	.....	.....	.....	.....	.....	.....	.....	.....
19	Tuberculosis of the lymphatic system (bronchial, mesenteric, mediastinal, and retroperitoneal glands excepted)	M.	1	.....	.....	.....	.....	.....	.....	.....	.....	.....	.....	.....	.....	.....	.....	.....	.....	1	.....	.....	.....	.....	.....	.....	.....	.....	.....
	Ditto	F.	1	.....	.....	.....	.....	.....	.....	.....	.....	.....	.....	.....	.....	1	.....	.....	.....	.....	.....	.....	.....	.....	.....	.....	.....	.....	.....
20	Tuberculosis of the genito-urinary system	M.	7	.....	.....	.....	.....	.....	.....	.....	.....	.....	1	1	.....	1	2	.....	1	.....	1	.....	.....	.....	.....	.....	.....	.....	.....	.....
	,,	F.	1	.....	.....	.....	.....	.....	.....	.....	.....	.....	.....	.....	.....	1	.....	.....	.....	.....	.....	.....	.....	.....	.....	.....	.....	.....	.....

TABLE 24.—CAUSES OF DEATH BY SEX AND AGE, BY PLACE OF RESIDENCE, BRITISH COLUMBIA, 1947—*Continued.*

Int. List No.	CAUSES OF DEATH.		TOTAL.	AGES. Under 1 Year.	1 Year.	2 Years.	3 Years.	4 Years.	5–9 Yrs.	10–14 Yrs.	15–19 Yrs.	20–24 Yrs.	25–29 Yrs.	30–34 Yrs.	35–39 Yrs.	40–44 Yrs.	45–49 Yrs.	50–54 Yrs.	55–59 Yrs.	60–64 Yrs.	65–69 Yrs.	70–74 Yrs.	75–79 Yrs.	80–84 Yrs.	85–89 Yrs.	90–94 Yrs	95–99 Yrs.	100 Years and over.	Not stated.
	Tuberculosis—*Continued.*																												
21	Tuberculosis of other organs	M.	2											1							1								
22	Disseminated tuberculosis	M.	5						2	1			1								1								
	,,	F.	7		1					1		1	2			1							1						
	(a) Acute generalized miliary	M.	5						2	1			1								1								
	,,	F.	6		1					1		1	2										1						
	(b) Other and unspecified generalized	F.	1													1													
24	Purulent infection and septicæmia	M.	1																			1							
27	Dysentery	M.	6	5																			1						
	,,	F.	2	2																									
28	Malaria	M.	1																					1					
30	Syphilis	M.	52	1	1											2	3	7	15	8	5	5	1	3	1				
	,,	F.	15	2									1	2	2		4	2	2										
	(b) General paralysis of the insane	M.	26													1	2	4	9	3	3	2		2					
	,,	F.	1														1												
	(c) Other syphilis of the central nervous system	M.	2															1		1									
	,,	F.	3												2			1											
	(d) Others under this title	M.	24	1	1											1	1	2	6	4	2	3	1	1	1				
	,,	F.	11	2									1	2			3	1	2										
32	Other diseases due to spirochætes	M.	1	1																									
	,,	F.	1						1																				
33	Influenza	M.	33	8	2	2	1		1	1						1				4	3	3	4	2	1				
	,,	F.	13	1	1		2		1			1								1		1	2	1	1		1		
	(a) With respiratory complications	M.	13	3					1											3	1	2	2	1					
	,,	F.	4		1							1											1	1					
	(b) Without respiratory complications	M.	20	5	2	2	1			1						1				1	2	1	2	1	1				
	,,	F.	9	1			2		1											1		1	1		1		1		
35	Measles	M.	11	8	1						1								1										
	,,	F.	6	3	2					1																			
36	Acute poliomyelitis and polioencephalitis	M.	9					1	1		2		1	3			1												
	,,	F.	3									1	1				1												
37	Acute infectious encephalitis	M.	3																	2			1						
38	Other diseases due to filterable viruses	M.	2	1														1											
	,,	F.	1	1																									
	(c) Chicken-pox	M.	2	1														1											
	,,	F.	1	1																									
39	Typhus fever and typhus-like diseases	M.	1							1																			
44	Other infectious and parasitic diseases	M.	15											2		1		4		3	2	3							
	,,	F.	5										1		1	1	1			1									
	(b) Lymphogranulomatosis (Hodgkin's disease)	M.	15											2		1		4		3	2	3							
	,,	F.	5										1		1	1	1			1									
	Class II. Cancer and other tumours	Total	1,522		1	2	1	2	3	1	3	7	8	18	41	47	69	96	172	242	267	237	150	98	45	10	1	1	
	,,	M.	871		1			2	3		3	5	4	7	23	20	28	48	92	134	174	152	97	53	21	4			
	,,	F.	651			2	1			1		2	4	11	18	27	41	48	80	108	93	85	53	45	24	6	1	1	
45–55	Cancer and other malignant tumours	M.	852		1			1	2		2	5	2	6	21	18	27	46	91	134	174	149	95	53	21	4			
	,,	F.	634			2	1			1		2	3	9	16	27	37	46	79	107	92	84	52	44	24	6	1	1	

45	Cancer of the buccal cavity and pharynx	M.	28													1	1		3	2	6	7	3	3	1	1			
	”	F.	13													1			1	4	1	2	2	1	1				
46	Cancer of the digestive organs and peritoneum	M.	447											3	8	5	16	21	50	66	99	88	55	20	15	1			
	”	F.	248										2	2	2	3	9	12	24	41	43	42	27	24	12	4	1		
	(a) Œsophagus	M.	29														1	1	2	5	7	6	2	2	3				
	”	F.	12																3	2	2	2	1	1	1				
	(b) Stomach	M.	186											2	4	2	9	6	23	20	49	33	24	9	4	1			
	”	F.	77										1			1	2	2	5	10	17	15	9	7	5	2	1		
	(c) Duodenum	F.	4														1		1		1		1						
	(d) Rectum and anus	M.	51												1	1	2	2	5	10	9	13	7	1					
	”	F.	38										1		1		1	3	4	5	6	10	1	4	2				
	(e) Intestines	M.	82											1		2	1	4	9	10	17	18	10	5	5				
	”	F.	65											2		2	4	5	8	12	8	6	8	6	2	2			
	(f) Liver and biliary passages	M.	43												1		1	5	3	13	6	6	5	2	1				
	”	F.	23														1	1	1	6	4	4	3	2	1				
	(g) Pancreas	M.	49												1		2	3	5	7	11	11	6	1	2				
	”	F.	25												1			1	2	5	3	5	4	4					
	(h) Mesentery and peritoneum	M.	4												1				2	1									
	”	F.	4																	1	2				1				
	(m) Other and unspecified sites	M.	3																1			1	1						
47	Cancer of the respiratory system	M.	124									1			4	6	4	8	19	33	21	15	9	4					
	”	F.	23												1			1	3	4	7	4	2	1					
	(a) Larynx	M.	6															1		2	1	1	1						
	”	F.	1																		1								
	(b) Lung	M.	39												3	1	2	2	4	8	7	6	4	2					
	”	F.	13																2	4	4	2		1					
	(c) Mediastinum and other sites	M.	79									1			1	5	2	5	15	23	13	8	4	2					
	”	F.	9												1			1	1		2	2	2						
48	Cancer of the uterus	F.	95										1		6	7	11	9	21	9	10	13	3	5					
	(a) Cervix	F.	44										1		3	4	4	5	10	5	4	5	2	1					
	(b) Other and unspecified sites	F.	51												3	3	7	4	11	4	6	8	1	4					
49	Cancer of other female organs	F.	48									1			1	6	3	4	8	5	9	5	3	2	1				
50	Cancer of the breast	M.	1												1														
	”	F.	126											1	5	6	11	12	18	24	13	12	8	10	5	1			
51	Cancer of the male genital organs	M.	82										2	1		1			2	6	16	18	15	17	4				
52	Cancer of the urinary organs	M.	75													1	1	7	4	17	20	11	8	6					
	”	F.	19			1								2	1			2		3	3	2	1		4				
	(a) Kidney	M.	27													1		2	2	9	7	4	1	1					
	”	F.	11			1								2	1			1		1	2		1		2				
	(b) Bladder	M.	48														1	5	2	8	13	7	7	5					
	”	F.	8															1		2	1	2			2				
53	Cancer of the skin	M.	13									3			2				2	1	1	2		1	1				
	”	F.	5											1						1	1				1			1	
54	Cancer of the brain	M.	28		1			1	1		1	1		1	4	3	2	2	3	3	3		2						
	”	F.	16							1		1		2		1	2	3	1	3	1	1							
55	Cancer of other and unspecified organs	M.	54						1		1			1	2	1	3	8	8	6	8	8	3	2		2			
	”	F.	41			1	1							1		3	1	3	3	13	4	3	6	1		1			
56	Non-malignant tumours	M.	10					1			1		1	1	1	1		2				2							
	”	F.	14										1	2	2		3	2	1		1	1		1					
	(a) Ovary	F.	4											1	1				1			1							
	(b) Uterus	F.	4											1			2	1											
	(c) Other female genital organs	F.	1												1														
	(d) Brain and other parts of the central nervous system	M.	8								1		1	1		1		2				2							
	”	F.	4										1				1	1			1								
	(e) Other and unspecified organs	M.	2					1							1														
	”	F.	1																					1					
57	Tumours of undetermined nature	M.	9						1				1		1	1	1		1			1	2						
	”	F.	3														1			1			1						
	(d) Brain and other parts of the central nervous system	M.	5						1				1		1	1	1												
	”	F.	2														1			1									

TABLE 24.—CAUSES OF DEATH BY SEX AND AGE, BY PL ACE OF RESIDENCE, BRITISH COLUMBIA, 1947—*Continued.*

Int. List No.	CAUSES OF DEATH.	TOTAL.	AGES.																									
			Under 1 Year.	1 Year.	2 Years.	3 Years.	4 Years.	5–9 Yrs.	10–14 Yrs.	15–19 Yrs.	20–24 Yrs.	25–29 Yrs.	30–34 Yrs.	35–39 Yrs.	40–44 Yrs.	45–49 Yrs.	50–54 Yrs.	55–59 Yrs.	60–64 Yrs.	65–69 Yrs.	70–74 Yrs.	75–79 Yrs.	80–84 Yrs.	85–89 Yrs.	90–94 Yrs.	95–99 Yrs.	100 Years and over.	Not stated.
	Tumours of undetermined nature—*Continued.*																											
	(e) Other and unspecified organs ..... M.	4															1			1	2							
	" ..... F.	1																			1							
	Class III. Rheumatism, diseases of nutrition and of the endocrine glands, other general and vitamin deficiency diseases ..... Total	312	40	1	1		1	3	2	5	5	7	5	7	4	8	16	28	26	45	42	46	12	6	2			
	Ditto ..... M.	145	28	1	1			3	1	4	1	4	1	3	2	1	7	15	15	19	17	17	3	2				
	" ..... F.	167	12				1		1	1	4	3	4	4	2	7	9	13	11	26	25	29	9	4	2			
58	Acute rheumatic fever ..... M.	13						2	1	3		1	1		1		2	1	1									
	" ..... F.	5							1		1	1	1	1														
	(a) Acute rheumatic heart conditions ..... M.	10						1	1	2		1	1		1		1	1	1									
	" ..... F.	4							1		1	1	1															
	(b) Others under this title ..... M.	3						1		1							1											
	" ..... F.	1												1														
59	Chronic rheumatism and other rheumatic diseases ..... M.	2																		1		1						
	" ..... F.	4															1					2	1					
61	Diabetes mellitus ..... M.	91			1			1		1	1	2		3	1	1	4	11	12	17	16	15	3	2				
	" ..... F.	112								1	2	2	1	2	1	6	7	8	9	18	22	22	7	4				
62	Diseases of the pituitary gland ..... F.	1									1																	
63	Diseases of the thyroid and parathyroid glands ..... M.	9															1	3	2	1	1	1						
	" ..... F.	28												1	1	1	1	5	1	8	3	5	1		1			
	(a) Simple goitre ..... F.	2																	1	1								
	(b) Exophthalmic goitre ..... M.	8															1	3	2		1	1						
	" ..... F.	21												1	1	1	1	3		6	3	3	1		1			
	(c) Myxœdema and cretinism ..... M.	1																		1								
	" ..... F.	3																1				2						
	(d) Others under this title ..... F.	2																1		1								
64	Diseases of the thymus gland ..... M.	29	28	1																								
	" ..... F.	13	12				1																					
65	Diseases of the adrenal glands (Addison's disease) ..... F.	3											2						1									
66	Other general diseases ..... M.	1										1																
	(b) Others under this title ..... M.	1										1																
69	Pellagra ..... F.	1																							1			
	Class IV. Diseases of the blood and blood-forming organs ..... Total	79	1		2	1	4	5	1	4	1	3	1	3	3	2	8	3	4	10	5	8	6	2	2			
	Ditto ..... M.	50	1		1	1	2	2	1	3	1		1	1	3	2	5	3	2	6	4	3	5	2	1			
	" ..... F.	29			1		2	3		1		3		2			3		2	4	1	5	1		1			
72	Hæmorrhagic conditions ..... M.	1								1																		
	" ..... F.	4								1							2			1								
	(a) Primary purpura ..... F.	4								1							2			1								
	(b) Hæmophilia ..... M.	1								1																		
73	Anæmias ..... M.	11																1		2		2	3	2	1			
	" ..... F.	4															1					2			1			
	(a) Pernicious anæmia ..... M.	9																1		1		1	3	2	1			
	" ..... F.	4															1					2			1			
	(b) Others under this title ..... M.	2																		1		1						

74	Leukæmias and aleukæmias	M.	35	1		1	1	2	2	1	2			1	1	3	2	5	1	2	4	3	1	2					
	"	F.	17					2	3				3		2					2	2	1	2					
	(a) Leukæmias	M.	32	1		1		2	2	1	2			1		3	2	5	1	2	4	2	1	2					
	"	F.	16					2	3				2		2					2	2	1	2					
	(b) Aleukæmias (Hodgkin's disease excepted)	M.	3				1								1							1						
	"	F.	1										1															
75	Diseases of the spleen	M.	3									1							1			1						
	"	F.	4			1															1		1	1				
	Class V. Chronic poisoning and intoxication	Total	11										1		1	1	1		2	2	2							1
	"	M.	10												1	1	1		2	2	2							1
	"	F.	1										1															
77	Alcoholism	M.	8												1	1	1		2	1	1							1
	"	F.	1										1															
	(a) Acute alcoholism	M.	2													1					1							
	"	F.	1										1															
	(b) Chronic alcoholism	M.	5												1		1		1	1								1
	(c) Others under this title	M.	1																1									
79	Chronic poisoning by other mineral and organic substances	M.	2																	1	1							
	(b) Non-occupational	M.	2																	1	1							
	Class VI. Diseases of the nervous system and sense organs	Total	904	15	6	2	3	1	4	1	6	1	6	8	10	9	18	32	67	102	131	151	126	119	58	22	5	1	
	Ditto	M.	480	4	4	2	2	1	3	1	6		4	3	6	5	10	12	32	57	80	81	68	51	33	11	4		
	"	F.	424	11	2		1		1			1	2	5	4	4	8	20	35	45	51	70	58	68	25	11	1	1	
80	Encephalitis (non-epidemic)	M.	8							1	1		1		2				2	1								
	"	F.	2		1											1												
	(a) Intracranial abscess	M.	7								1		1		2				2	1								
	"	F.	2		1											1												
	(b) Others under this title	M.	1							1																		
81	Meningitis (non-meningococcal)	M.	6	1	2	1		1												1								
	"	F.	8	7															1									
	(a) Simple meningitis	M.	5	1	1	1		1												1								
	"	F.	8	7															1									
	(b) Acute cerebrospinal meningitis	M.	1		1																							
82	Diseases of the medulla and spinal cord	M.	20				1				1					1		2	5	1	4	4	1					
	"	F.	8									1				1			3			1		1	1			
83	Intracranial lesions of vascular origin	M.	398						1		2		1		4	3	7	8	21	50	71	72	65	47	31	11	4		
	"	F.	369										2	1	4	2	7	19	27	41	50	62	56	62	23	11	1	1	
	(a) Cerebral hæmorrhage or effusion	M.	152						1		2		1		4	3	4	5	9	24	27	20	26	17	7	2			
	"	F.	156											1	4	2	4	10	16	25	19	24	25	17	5	4			
	(b) Cerebral embolism and thrombosis	M.	24															1	2	2	6	3	2	3	1	3	1		
	"	F.	21										1						1	3	5	4	3	1	2	1			
	(c) Cerebral softening	M.	1																		1								
	(d) Hemiplegia and other paralysis of unspecified origin	M.	12																1	2	3	2	1	2		1			
	Ditto	F.	10																1	1		3	2	3					
	(e) With mention of arteriosclerosis	M.	209														3	2	9	22	34	47	36	25	23	5	3		
	"	F.	182										1				3	9	9	12	26	31	26	41	16	6	1	1	
84	Mental disorders and deficiency (general paralysis of the insane excepted)	M.	3														2	1										
	Ditto	F.	3	2			1																					
	(a) Schizophrenia (dementia præcox)	M.	1														1											
	(b) Others under this title	M.	2														1	1										
	"	F.	3	2			1																					

TABLE 24.—CAUSES OF DEATH BY SEX AND AGE, BY PLACE OF RESIDENCE, BRITISH COLUMBIA, 1947—*Continued.*

Int. List No.	CAUSES OF DEATH.		TOTAL.	AGES. Under 1 Year.	1 Year.	2 Years.	3 Years.	4 Years.	5–9 Yrs.	10–14 Yrs.	15–19 Yrs.	20–24 Yrs.	25–29 Yrs.	30–34 Yrs.	35–39 Yrs.	40–44 Yrs.	45–49 Yrs.	50–54 Yrs.	55–59 Yrs.	60–64 Yrs.	65–69 Yrs.	70–74 Yrs.	75–79 Yrs.	80–84 Yrs.	85–89 Yrs.	90–94 Yrs.	95–99 Yrs.	100 Years and over.	Not stated.
85	Epilepsy	M.	8				1				2			3		1			1										
	,,	F.	6		1									2			1		1			1							
86	Convulsions (under 5 years of age)	M.	2	1		1																							
	,,	F.	1	1																									
87	Other diseases of the nervous system	M.	29	1	2				2								1	1	2	4	4	5	2	3	2				
	,,	F.	23											2				1	2	4	1	5	2	5	1				
	(c) Paralysis agitans	M.	8																		2	2	1	2	1				
	,,	F.	8																1	1		2	1	3					
	(d) Disseminated sclerosis	M.	15														1	1	2	4	1	3	1	1	1				
	,,	F.	14											2				1	1	2	1	3	1	2	1				
	(e) Others under this title	M.	6	1	2				2												1								
	,,	F.	1																	1									
88	Diseases of organs of vision	M.	3										1								1			1					
	,,	F.	1						1																				
89	Diseases of the ear and of the mastoid process	M.	3	1									1						1										
	,,	F.	3	1															1			1							
	(a) Otitis and other diseases of the ear	M.	1										1																
	,,	F.	2	1																		1							
	(b) Diseases of the mastoid process	M.	2	1															1										
	,,	F.	1																1										
	Class VII. Diseases of the circulatory system	Total	3556		2	1		1		2	4	6	17	21	32	71	106	153	250	425	528	562	545	446	269	90	23	2	
	,,	M.	2294		1			1		2	4	3	7	11	25	55	75	109	178	288	364	367	344	256	151	41	12		
	,,	F.	1262		1	1						3	10	10	7	16	31	44	72	137	164	195	201	190	118	49	11	2	
90–95	Diseases of the heart	M.	2176		1			1		2	4	3	6	10	23	53	71	104	169	275	354	349	326	244	135	34	12		
	,,	F.	1193			1						2	8	8	6	14	29	41	72	128	158	189	193	179	105	47	11	2	
90	Pericarditis (acute rheumatic excluded)	M.	1															1											
	,,	F.	1										1																
	(b) Others under this title	M.	1															1											
	,,	F.	1										1																
91	Acute endocarditis (non-rheumatic)	M.	4							1			1			2													
	,,	F.	3									2								1									
	(a) Bacterial endocarditis (acute, subacute, or unspecified)	M.	4							1			1			2													
	Ditto	F.	3									2								1									
92	Chronic affections of the valves and endocardium	M.	128								3	1		4	4	7	5	5	8	16	20	17	17	16	5				
	,,	F.	103										5	1	3	9	5	5	5	20	10	14	14	5	4	2	1		
	(a) Specified valvular diseases (rheumatic)	M.	54								3			3		3	2	2	3	8	10	9	6	3	2				
	,,	F.	56										5	1	3	8	3	3	4	12	5	4	6		1		1		
	(b) Other specified valvular diseases (non-rheumatic)	M.	62									1		1	4	3	3	3	3	7	7	7	8	13	2				
	Ditto	F.	39													1		1	1	7	5	9	7	5	2	1			
	(c) Unspecified valvular lesions and endocarditis	M.	12													1			2	1	3	1	3		1				
	,,	F.	8														2	1		1		1	1		1	1			
93	Diseases of the myocardium	M.	1233		1			1		1		1	1	1	4	20	22	44	88	127	199	192	217	172	107	28	7		
	,,	F.	786			1								4	2	2	16	24	51	75	95	121	132	138	80	36	8	1	
	(a) Acute myocarditis	M.	7		1			1										1	2			1				1			
	,,	F.	2			1													1										

	(b) Myocarditis (not specified under 45 years)	M.	2											1		1													
	,,	F.	1												1														
	(c) Chronic myocarditis and myocardial degeneration (rheumatic)	M.	21									1					2	1	2	3	1	1	4	6					
	Ditto	F.	45											1	1		2	2	2	3	1	12	12	5	2	2			
	(d) Chronic myocarditis (non-rheumatic)	M.	1047							1			1		4	19	19	33	71	103	166	164	190	152	96	23	5		
	,,	F.	680											3		2	14	20	42	65	81	98	115	127	74	33	5	1	
	(e) Other myocarditis (not specified)	M.	156														1	9	13	21	32	26	23	14	11	4	2		
	,,	F.	58															2	6	7	13	11	5	6	4	1	3		
94	Diseases of the coronary arteries and angina pectoris	M.	740										3	4	12	21	41	53	69	122	125	128	85	46	22	6	3		
	,,	F.	245										1		1	1	6	8	12	28	46	45	40	29	21	5	1	1	
	(a) Diseases of the coronary arteries	M.	731										3	4	12	21	41	51	68	122	125	126	83	44	22	6	3		
	,,	F.	243										1		1	1	6	7	12	28	46	45	40	28	21	5	1	1	
	(b) Angina pectoris	M.	9															2	1			2	2	2					
	,,	F.	2															1						1					
95	Other diseases of the heart	M.	70								1	1	1	1	3	3	3	1	4	10	10	12	7	10	1		2		
	,,	F.	55										1	3		2	2	4	4	4	7	9	7	7		4	1		
	(a) Functional diseases of the heart (no organic lesion)	M.	6																	1	1	1	1	1	1				
	Ditto	F.	6															1			1		1	2		1			
	(b) Other diseases of the heart (rheumatic)	M.	10								1				2		3	1		1	1	1							
	,,	F.	13										1	3		1	2	1	1	1	2	1							
	(c) Other diseases of the heart (non-rheumatic)	M.	54									1	1	1	1	3			4	8	8	10	6	9			2		
	,,	F.	36													1		2	3	3	4	8	6	5		3	1		
96	Aneurism (heart and aorta excepted)	M.	45												1	2	2	3	6	8	4	7	6	5		1			
	,,	F.	15		1								1	2		2		2		2	1	1	1		2				
97	Arteriosclerosis (coronary or renal sclerosis or cerebral hæmorrhage excepted)	M.	48																1	2	3	5	9	7	16	5			
	Ditto	F.	38																	2	4	4	7	11	9	1			
98	Gangrene	M.	2																				1			1			
99	Other diseases of the arteries	M.	7										1							2	1	1	2						
	,,	F.	7									1					1			4	1								
100	Diseases of the veins	M.	9														1	2	1	1		4							
	,,	F.	2															1				1							
101	Diseases of the lymphatic system	M.	1																			1							
	,,	F.	1																	1									
102	High blood-pressure (idiopathic)	M.	6											1	1		1		1		2								
	,,	F.	5												1		1								2	1			
103	Other diseases of the circulatory system	F.	1										1																
	Class VIII. Diseases of the respiratory system	Total	508	115	11	8		1	7	3	4	5	5	6	7	9	7	14	28	41	49	46	54	45	26	14	3		
	,,	M.	338	72	5	6		1	2	1	1	3	3	5	4	5	5	11	17	32	38	32	39	30	16	8	2		
	,,	F.	170	43	6	2			5	2	3	2	2	1	3	4	2	3	11	9	11	14	15	15	10	6	1		
104	Diseases of the nasal fossæ and accessory sinuses	M.	3										1								1					1			
	,,	F.	1								1																		
105	Diseases of the larynx	M.	2	1	1																								
	,,	F.	2	1								1																	
106	Bronchitis	M.	19	3	1	1							1	1		1		1	1	2	1	2	2		2				
	,,	F.	9	2							1									2		1	1	1	1				
	(a) Acute	M.	6	2		1																1	1		1				
	,,	F.	1	1																									
	(b) Chronic	F.	12	1									1	1		1		1	1	2	1	1	1		1				
	,,	F.	7	1							1									2		1	1	1					
	(c) Unspecified	M.	1		1																								
	,,	F.	1																						1				
107	Bronchopneumonia	M.	163	36	1	3			2	1		1	1	1	1	2	1	4	6	10	15	20	19	21	10	6	2		
	,,	F.	81	21	2	1			2		1		1		1		1	2	4	3	4	8	9	11	6	4			
108	Lobar pneumonia	M.	63	6	2						1	1		1	1	2		2	5	10	6	8	11	6	1				
	,,	F.	37	7	1					1			1	1	1	2	1		3	2	6	3	3	2	2	1			

TABLE 24.—CAUSES OF DEATH BY SEX AND AGE, BY PLACE OF RESIDENCE, BRITISH COLUMBIA, 1947—*Continued.*

Int. List No.	CAUSES OF DEATH.	TOTAL.	AGES.																									
			Under 1 Year.	1 Year.	2 Years.	3 Years.	4 Years.	5–9 Yrs.	10–14 Yrs.	15–19 Yrs.	20–24 Yrs.	25–29 Yrs.	30–34 Yrs.	35–39 Yrs.	40–44 Yrs.	45–49 Yrs.	50–54 Yrs.	55–59 Yrs.	60–64 Yrs.	65–69 Yrs.	70–74 Yrs.	75–79 Yrs.	80–84 Yrs.	85–89 Yrs.	90–94 Yrs.	95–99 Yrs.	100 Years and over.	Not stated.
109	Pneumonia (unspecified) ..... M.	49	26		2		1				1		1	1		1	2	2	4	5			1	2				
	,, ... F.	24	9	2	1			3	1						2				1	1	1	2	1					
110	Pleurisy ..... M.	7																1	1	3		2						
	,, ... F.	6	3											1				1	1									
	(a) Empyema ..... M.	2																		1		1						
	,, ... F.	1																	1									
	(b) Others under this title ..... M.	5																1	1	2		1						
	,, ... F.	5	3											1				1										
111	Hæmorrhagic infarction, congestion, œdema, and thrombosis of the lungs ..... M.	9												1			1			2		1	2	1	1			
	Ditto ..... F.	4																1						1	1	1		
	(a) Hæmorrhagic infarction and thrombosis of the lungs ..... M.	3															1			1			1					
	(b) Others under this title ..... M.	6												1						1		1	1	1	1			
	,, ... F.	4																1						1	1	1		
112	Asthma ..... M.	10											1			2	1	1	1	2		2						
	,, ... F.	4															1	2			1							
113	Pulmonary emphysema ..... M.	3														1			1	1								
114	Other diseases of the respiratory system (tuberculosis excepted ..... M.	10																1	3	2	2	2						
	Ditto ..... F.	2		1							1																	
	(a) Silicosis ..... M.	6																1	2	1	2							
	(d) Others under this title ..... M.	4																	1	1		2						
	,, ... F.	2		1							1																	
	Class IX. Diseases of the digestive system ..... Total	510	55	7	3	3	4	7	4	4	8	3	8	12	9	23	37	51	62	66	46	44	33	15	4	1	1	
	,, ... M.	323	32	4	1	2	4	4	4		5	2	3	6	5	11	25	33	42	45	29	27	23	12	3	1		
	,, ... F.	187	23	3	2	1		3		4	3	1	5	6	4	12	12	18	20	21	17	17	10	3	1		1	
115	Diseases of the buccal cavity and annexa, and of the pharynx and tonsils ..... M.	4				1					1					1						1						
	Ditto ..... F.	4											1			1			2									
	(a) Diseases of the teeth and gums ..... M.	1														1												
	,, ... F.	2											1						1									
	(c) Diseases of the pharynx and tonsils ..... M.	3				1					1											1						
	,, ... F.	2														1			1									
116	Diseases of the œsophagus ..... M.	4						1												2		1						
	,, ... F.	1																				1						
117	Ulcer of the stomach or duodenum ..... M.	91					1							3	3	2	11	13	14	16	10	7	8	3				
	,, ... F.	19												1	1	4			5	3	3	1		1				
	(a) Stomach ..... M.	45												1	1	1	5	7	8	9	4	4	3	2				
	,, ... F.	8												1		1			1	2	3							
	(b) Duodenum ..... M.	46					1							2	2	1	6	6	6	7	6	3	5	1				
	,, ... F.	11													1	3			4	1		1		1				
118	Other diseases of the stomach ..... M.	7						1							1	1			2		1	1						
	,, ... F.	2															1										1	
119	Diarrhœa and enteritis (under 2 years of age) ..... M.	33	31	2																								
	,, ... F.	25	22	3																								

	(a) Diarrhœa and enteritis	M.	32	30	2																								
	”	F.	25	22	3																								
	(b) Ulceration of the intestines	M.	1	1																									
120	Diarrhœa and enteritis (2 years of age and over)	M.	9					1							1	1				1	1	2		2					
	”	F.	6			2			1											1	1		1						
	(a) Diarrhœa and enteritis	M.	4					1													1	1		1					
	”	F.	5			2			1											1	1								
	(b) Ulceration of the intestines	M.	5												1	1				1		1		1					
	”	F.	1																				1						
121	Appendicitis	M.	27			1		2	1	3		1	1				1	3	1	6	5	1	1						
	”	F.	11						1		2	1		2				1	2	1		1							
122	Hernia, intestinal obstruction	M.	48		1				1	1		2	1				3	4	3	7	8	4	3	8	1	1			
	”	F.	52								2	1		1	3	2	2	4	6	3	8	7	6	7					
	(a) Hernia	M.	18														1	2		4	3	2	1	3	1	1			
	”	F.	19											1		1		1	2	1	4	1	2	6					
	(b) Intestinal obstruction	M.	30		1				1	1		2	1				2	2	3	3	5	2	2	5					
	”	F.	33								2	1			3	1	2	3	4	2	4	6	4	1					
123	Other diseases of the intestines	M.	13									1					1		2	1	1	2	2	2	1				
	”	F.	9				1					1	1					1	1	1	1	2							
124	Cirrhosis of the liver	M.	50											1	1		1	6	8	8	8	4	6	1	4	2			
	”	F.	26												2		2	2	5	3	4	1	4	2	1				
	(a) With mention of alcoholism	M.	3														1			2									
	”	F.	2														1	1											
	(b) Without mention of alcoholism	M.	47											1	1			6	8	6	8	4	6	1	4	2			
	”	F.	24												2		1	1	5	3	4	1	4	2	1				
125	Other diseases of the liver	M.	12											1			1	1	4	1	1		1		1		1		
	”	F.	7											1			1	1	1	2	1								
	(a) Acute yellow atrophy	M.	7															1	4		1				1				
	”	F.	4															1	1	2									
	(b) Others under this title	M.	5											1			1			1			1				1		
	”	F.	3											1			1				1								
126	Biliary calculi	M.	12		1									1	1					2	1	1	3	2					
	”	F.	14															2	3	2		2	2	1	1	1			
127	Other diseases of the gall-bladder and bile-ducts	M.	2																			1			1				
	”	F.	4														1				1	1	1						
128	Diseases of the pancreas	M.	5	1			1														1	1	1						
	”	F.	3	1													1				1								
129	Peritonitis without stated cause	M.	6																2		1	2			1				
	”	F.	4						1							1					1		1						
	Class X. Diseases of the urinary and genital systems	Total	510	1	1			2	1	1	3	6	5	7	8	10	19	17	34	58	87	87	68	53	31	8	2		1
	”	M.	350	1				2			1	2	3	3	5	5	9	9	22	35	70	61	54	39	24	4	1		
	”	F.	160		1				1	1	2	4	2	4	3	5	10	8	12	23	17	26	14	14	7	4	1		1
130	Acute nephritis	M.	4									1			1			1	1										
	”	F.	2							1									1										
131	Chronic nephritis	M.	222					1			1	1	3	2	2	4	6	7	19	25	49	34	30	24	11	3			
	”	F.	120								2	2	1	3	1	3	8	7	9	20	10	21	13	12	6	1	1		
132	Nephritis unspecified (10 years and over)	M.	7													1	1			1	1		2			1			
	”	F.	8													1			1		2	1	1			2			
133	Other diseases of the kidneys and ureters	M.	16	1				1						1	1			1		1	5	2		1	2				
	”	F.	15		1				1			2			1		2	1	1	1	2	2		1					
134	Calculi of the urinary passages	M.	11												1		1		2	2		5							
	”	F.	3																		1	1							1
135	Diseases of the urinary bladder	M.	2																				1		1				
	”	F.	2																						1	1			
136	Diseases of the urethra, urinary abscess, etc.	M.	3														1			1			1						
	(a) Stricture of the urethra	M.	2																	1			1						
	(b) Others under this title	M.	1														1												
137	Diseases of the prostate	M.	84																	5	15	20	20	13	10		1		

TABLE 24.—CAUSES OF DEATH BY SEX AND AGE, BY PLACE OF RESIDENCE, BRITISH COLUMBIA, 1947—*Continued.*

Int. List No.	CAUSES OF DEATH.	TOTAL.	AGES.																											
			Under 1 Year.	1 Year.	2 Years.	3 Years.	4 Years.	5–9 Yrs.	10–14 Yrs.	15–19 Yrs.	20–24 Yrs.	25–29 Yrs.	30–34 Yrs.	35–39 Yrs.	40–44 Yrs.	45–49 Yrs.	50–54 Yrs.	55–59 Yrs.	60–64 Yrs.	65–69 Yrs.	70–74 Yrs.	75–79 Yrs.	80–84 Yrs.	85–89 Yrs.	90–94 Yrs.	95–99 Yrs.	100 Years and over.	Not stated.
138	Diseases of the male genital organs (non-venereal) ..... M.	1																				1								
139	Diseases of the female genital organs (non-venereal) ..... F.	10										1	1	1	1			2	2	1		1								
	(a) Ovaries, Fallopian tubes, and parametria ..... F.	3													1			1				1								
	(b) Uterus ..... F.	6										1	1	1				1	1	1										
	(c) Others under this title ..... F.	1																	1											
	Class XI. Diseases of pregnancy, childbirth, and the puerperal state ..... Total	32								1	5	11	8	4	2	1														
140	Abortion with mention of infection ..... F.	3											1	2																
	(b) Spontaneous, therapeutic, or of unspecified origin with mention of other infection ..... F.	2											1	1																
	(c) Self-induced ..... F.	1												1																
142	Ectopic gestation ..... F.	2									1		1																	
	(b) Without mention of infection ..... F.	2									1		1																	
144	Toxæmias of pregnancy—death prior to delivery ..... F.	4										2	1	1																
	(a) Eclampsia of pregnancy ..... F.	2										1	1																	
	(d) Others under this title ..... F.	2										1		1																
145	Other diseases and accidents of pregnancy—death prior to delivery ..... F.	2									1				1															
	(a) With mention of infection ..... F.	2									1				1															
146	Hæmorrhage of childbirth and the puerperium ..... F.	5									1	2	1			1														
	(a) Placenta prævia ..... F.	1										1																		
	(b) Premature separation of placenta ..... F.	1														1														
	(c) Others under this title ..... F.	3									1	1	1																	
147	Infection during childbirth and the puerperium ..... F.	6									1	2	3																	
	(c) Puerperal thrombophlebitis ..... F.	2									1		1																	
	(d) Puerperal embolism and sudden death ..... F.	4										2	2																	
148	Puerperal toxæmias—following delivery ..... F.	5								1		1	1	1	1															
	(a) Puerperal eclampsia ..... F.	3								1		1			1															
	(b) Puerperal albuminuria and nephritis ..... F.	1												1																
	(d) Others under this title ..... F.	1											1																	
149	Other accidents of childbirth ..... F.	3									1	2																		
	(a) Laceration, rupture, or other trauma of pelvic organs and tissues ..... F.	1										1																		
	(b) Other conditions of childbirth ..... F.	2									1	1																		
150	Other and unspecified conditions of childbirth and the puerperal state ..... F.	2										2																		
	(c) Others under this title ..... F.	2										2																		
	Class XII. Diseases of the skin and cellular tissue ..... Total	12	4									2	1					1			3		1							
	,, ... M.	5	2															1			1		1							
	,, ... F.	7	2									2	1								2									
152	Phlegmon and acute abscesses ..... M.	1																1												
153	Other diseases of the skin and cellular tissue ..... M.	4	2																		1		1							
	,, ... F.	7	2									2	1								2									

	Class XIII. Diseases of the bones and organs of movement—Total	8	1							1	1			1				1	2				1				
	Ditto—M.	5	1								1			1				1	1								
	,, —F.	3								1									1				1				
155	Other diseases of the bones (tuberculosis excepted)—M.	3	1															1	1								
	,, —F.	2																	1				1				
156	Diseases of the joints and other organs of movement—M.	2									1			1													
	,, —F.	1								1																	
	(a) Diseases of the joints (tuberculosis and rheumatism excepted)—M.	2									1			1													
	(b) Others under this title—F.	1								1																	
	Class XIV. Congenital malformations—Total	140	119	6		1		3		4	1		4					2									
	,, —M.	62	55	1				1		4			1														
	,, —F.	78	64	5		1		2			1		3					2									
157	Congenital malformations—M.	62	55	1				1		4			1														
	,, —F.	78	64	5		1		2			1		3					2									
	(a) Congenital hydrocephalus—M.	3	2					1																			
	,, —F.	11	10					1																			
	(b) Spina bifida and meningocele—M.	5	5																								
	,, —F.	5	5																								
	(c) Anencephalus—M.	2	2																								
	,, —F.	3	3																								
	(d) Congenital malformations of the heart—M.	30	29	1																							
	,, —F.	28	23	1		1		1			1		1														
	(e) Others under this title—M.	22	17							4			1														
	,, —F.	31	23	4									2					2									
	Class XV. Diseases peculiar to the first year of life—Total	479	479																								
	,, —M.	291	291																								
	,, —F.	188	188																								
158	Congenital debility—M.	15	15																								
	,, —F.	10	10																								
159	Premature birth—M.	176	176																								
	,, —F.	124	124																								
160	Injury at birth—M.	54	54																								
	,, —F.	31	31																								
	(a) Intracranial or spinal hæmhorrhage—M.	24	24																								
	,, —F.	17	17																								
	(b) Other intracranial or spinal injuries—M.	3	3																								
	(c) Others under this title—M.	27	27																								
	,, —F.	14	14																								
161	Other diseases peculiar to the first year of life—M.	46	46																								
	,, —F.	23	23																								
	(a) Asphyxia (unspecified), atelectasis—M.	26	26																								
	,, —F.	14	14																								
	(b) Infection of the umbilicus, pemphigus, and other infections—M.	1	1																								
	(c) Other specified diseases peculiar to the first year of life—M.	19	19																								
	Ditto—F.	9	9																								
	Class XVI. Senility—Total	162																1	5	20	34	42	38	14	5	3	
	,, —M.	83																	5	11	15	31	15	5	1		
	,, —F.	79																1		9	19	11	23	9	4	3	
162	Senility—M.	83																	5	11	15	31	15	5	1		
	,, —F.	79																1		9	19	11	23	9	4	3	

TABLE 24.—CAUSES OF DEATH BY SEX AND AGE, BY PLACE OF RESIDENCE, BRITISH COLUMBIA, 1947—*Continued.*

Int. List No.	CAUSES OF DEATH.		TOTAL.	AGES.																										
				Under 1 Year.	1 Year.	2 Years.	3 Years.	4 Years.	5–9 Yrs.	10–14 Yrs.	15–19 Yrs.	20–24 Yrs.	25–29 Yrs.	30–34 Yrs.	35–39 Yrs.	40–44 Yrs.	45–49 Yrs.	50–54 Yrs.	55–59 Yrs.	60–64 Yrs.	65–69 Yrs.	70–74 Yrs.	75–79 Yrs.	80–84 Yrs.	85–89 Yrs.	90–94 Yrs.	95–99 Yrs.	100 Years and over.	Not stated.
	Senility—*Continued.*																													
	(a) With dementia	M.	50																	3	9	11	19	7	1			
	,,	F.	30																		6	7	5	9	2		1	
	(b) Without dementia	M.	33																	2	2	4	12	8	4	1		
	,,	F.	49																1		3	12	6	14	7	4	2		
	Class XVII. Violent or accidental deaths	Total	1021	36	30	11	14	11	31	17	51	72	70	57	58	52	55	52	62	83	66	53	50	41	31	10	1		7
	,,	M.	781	23	18	5	11	6	24	13	43	62	58	49	47	42	46	43	55	74	59	39	23	27	5	2	1		6
	,,	F.	240	13	12	6	3	5	7	4	8	10	12	8	11	10	9	9	7	9	7	14	27	14	26	8			1
163,	Suicides	M.	107								4	10	4	6	9	2	9	11	7	16	17	7	2	2					1
164	,,	F.	34									4	2	4	6	5	4	1	5	2			1						
163	Suicide by poisoning	M.	21									2		1	2		1	3	2	4	3	1	1						1
	,,	F.	15									3	1	2	3	4	1		1										
	(a) By corrosive substances, solid and liquid poisonings	M.	5									1			2			1	1										
	Ditto	F.	6									2			2	1			1										
	(b) By poisonous gas	M.	16									1		1			1	2	1	4	3	1	1						1
	,,	F.	9									1	1	2	1	3	1												
164	Suicide by other means	M.	86								4	8	4	5	7	2	8	8	5	12	14	6	1	2					
	,,	F.	19									1	1	2	3	1	3	1	4	2			1						
	(a) By hanging or strangulation	M.	16								1		1	1			3	2	1	4	2	1							
	,,	F.	8										1	1	2		1	1	2										
	(b) By drowning	M.	9									1			1		3	1		1	2								
	,,	F.	4											1		1			1				1						
	(c) By firearms or explosives	M.	35								2	3	2	2	5	1	2	2	3	3	6	2		2					
	,,	F.	3												1		1		1										
	(d) By cutting or piercing instruments	M.	12								1	1		1				3	1	1	2	1	1						
	(e) By jumping from high places	M.	12									3	1	1		1				3	2	1							
	,,	F.	4									1					1			2									
	(f) By crushing	M.	2												1							1							
166–	Homicides	M.	19		2				1		1	2			3		1	4	3	1	1								
168	,,	F.	6	1					1			1	1				1	1											
166	Homicide by firearms	M.	7								1	1			2			1	2										
	,,	F.	2									1					1												
167	Homicide by cutting or piercing instruments	M.	4		1							1						1	1										
	,,	F.	1						1																				
168	Homicide by other or unspecified means	M.	8		1				1						1		1	2		1	1								
	,,	F.	3	1									1					1											
169–	Accidental deaths	M.	653	23	16	5	11	6	23	13	38	49	53	43	35	40	36	28	45	57	41	32	21	25	5	2	1		5
195	,,	F.	200	12	12	6	3	5	6	4	8	5	9	4	5	5	4	7	2	7	7	14	26	14	26	8			1
169	Railway accidents (excluding motor-vehicles)	M.	21								2	2	2	2	1	1	2	2	2	3			1						1
170	Motor-vehicle accidents	M.	167		3	2	3	2	5	4	14	18	17	17	7	7	6	5	14	12	10	10	6	5					
	,,	F.	37		1	1	2	3	2	3	4	1	5	1	1		2	1		2	1	4	2	1					
	(a) Collisions with trains	M.	7									1	1	1	1		1				2								
	,,	F.	1										1																
	(b) Collisions with street-cars	M.	4												1	1					1		1						
	,,	F.	1														1												

	(c) Automobile accidents (excluding trains or street-cars)	M.	151		3	2	3	2	5	4	14	16	15	15	4	6	5	5	13	12	7	10	5	5							
	Ditto	F.	35		1	1	2	3	2	3	4	1	4	1	1		1	1		2	1	4	2	1							
	(d) Motor-cycle accidents (excluding automobiles)	M.	5									1	1	1	1				1												
171	Street-car and other road transport accidents	M.	10															1		2	1	3	2	1							
	,,	F.	5								1			1						1			1		1						
	(a) Street-car accidents (excluding trains and motor-vehicles)	M.	7															1		2		2	2								
	Ditto	F.	4										1							1			1		1						
	(b) Others under this title	M.	3																		1	1		1							
	,,	F.	1							1																					
172	Water transport accidents	M.	32			2				4	4	6	3		4	1	3	2			3										
	,,	F.	5								3			2																	
173	Air transport accidents	M.	7								3	1	1	2																	
	,,	F.	1							1																					
174	Accidents in mines and quarries	M.	13								4	2			3	1		3													
175	Agricultural and forestry accidents	M.	67							7	5	4	6	8	8	11	6	2	5	4	1										
	(a) Accidents involving agricultural machinery and vehicles	M.	3													3															
	(b) Injury by animals, in agriculture	M.	3															1	1	1											
	(c) Other agricultural accidents	M.	3												2				1												
	(d) Accidents involving forestry machinery and vehicles	M.	9							2			1	1	1	2		1			1										
	(e) Other forestry accidents	M.	49							5	5	4	5	7	5	6	6		3	3											
176	Other accidents involving machinery	M.	21					1		1	2	6	1	5	1	1		1	1	1											
177	Food poisoning	M.	2																1		1										
178	Accidental absorption of poisonous gas	M.	20								1				1	3		5	3	1	2	3	1								
	,,	F.	3														1				1	1									
	(a) Coal and illuminating gas	M.	16												1	2		3	3	1	2	3	1								
	,,	F.	2																		1	1									
	(b) Motor-vehicle exhaust gas	M.	2								1					1															
	,,	F.	1														1														
	(c) Other carbon-monoxide gas	M.	2															2													
179	Acute accidental poisoning by solids or liquids	M.	9		1							1		1	1	1	1	2			1										
	,,	F.	5		1					1	1				1		1														
180	Conflagration	M.	23	4	1		2	1	1		1						1		1	4	1		4								2
	,,	F.	9	1	2	1	1		1													1			1						1
181	Accidental burns (conflagration excepted)	M.	8		2	1	1									1		1	1	1											
	,,	F.	8	2	3	1						1										1									
182	Accidental mechanical suffocation	M.	10	9										1																	
	,,	F.	5	4											1																
183	Accidental drowning	M.	81		8		3	2	10	3	2	5	7	5	4	5	3	3	4	10	2	3		1	1						
	,,	F.	21		4	2		2	2	1	1		1	1	1	2		1		1			2								
184	Accidental injury by firearms	M.	16						2	4	4			1	3	2															
185	Accidental injury by cutting or piercing instruments	M.	2						1			1																			
186	Accidental injury by fall or crushing	M.	101		1				2	1	2	2	3	4	2	5	6	4	6	17	10	8	8	12	4	2	1		1		
	,,	F.	85						1					1	1	1	1	3	1	3	6	8	15	12	25	7					
	(a) Accidental injury by fall	M.	89		1				2	1	2	2	2	3		5	5	3	5	15	8	8	8	11	4	2	1		1		
	,,	F.	85						1					1	1	1	1	3	1	3	6	8	15	12	25	7					
	(b) Accidental injury by crushing	M.	12										1	1	2		1	1	1	2	2			1							
188	Injury by animals	M.	2						1					1																	
190	Excessive cold	M.	2								1				1																
	,,	F.	1														1														
193	Accidents due to electric currents	M.	2										1				1														
195	Other accidents	M.	37	10			2	1		1		2	3	2		1		2	3	1	4	2	1	1							1
	,,	F.	15	5	1	1							2						1			1	3	1							
	(c) Lack of care of the new-born	M.	2	2																											
	(d) Obstruction, suffocation, or puncture by ingested objects	M.	13	8			2	1								1			1												
	Ditto	F.	7	5	1								1																		

TABLE 24.—CAUSES OF DEATH BY SEX AND AGE, BY PLACE OF RESIDENCE, BRITISH COLUMBIA, 1947—*Continued.*

Int. List No.	CAUSES OF DEATH.		TOTAL.	AGES. Under 1 Year.	1 Year.	2 Years.	3 Years.	4 Years.	5–9 Yrs.	10–14 Yrs.	15–19 Yrs.	20–24 Yrs.	25–29 Yrs.	30–34 Yrs.	35–39 Yrs.	40–44 Yrs.	45–49 Yrs.	50–54 Yrs.	55–59 Yrs.	60–64 Yrs.	65–69 Yrs.	70–74 Yrs.	75–79 Yrs.	80–84 Yrs.	85–89 Yrs.	90–94 Yrs.	95–99 Yrs.	100 Yrs. and over.	Not stated.
	Accidental deaths—*Continued.*																											
	Other accidents—*Continued.*																											
	(e) Other and unspecified objects	M.	22							1		2	3	2				2	2	1	4	2	1	1				1
	,,	F.	8			1							1						1			1	3	1				
196–198	Operations of war and legal executions	M.	2									1	1															
198	Legal executions	M.	2									1	1															
	Class XVIII. Ill-defined and unknown causes of death	Total	93	25	4	2	3	1	2	2	3		4	3		6	1	2	3	4	11	6	4	4	1	1			1
	,,	M.	52	13	3	1	2			1	2		3	2		5		2	1	3	6	3	2	2		1			
	,,	F.	41	12	1	1	1	1	2	1	1		1	1		1	1		2	1	5	3	2	2	1				1
200	Ill-defined and unknown causes	M.	52	13	3	1	2			1	2		3	2		5		2	1	3	6	3	2	2		1			
	,,	F.	41	12	1	1	1	1	2	1	1		1	1		1	1		2	1	5	3	2	2	1				1
	(a) Ill-defined	M.	22		1		1				1			1		3			1	2	5	3	2	2					
	,,	F.	11	1			1				1								1		3	1	1	1	1				
	(b) Found dead	M.	3													1		1		1									
	,,	F.	1														1												
	(c) Unknown or unspecified cause	M.	27	13	2	1	1			1	1		3	1		1		1			1					1			
	,,	F.	29	11	1	1		1	2	1			1	1		1			1	1	2	2	1	1					1

CLASSIFICATION OF ACCIDENTAL DEATHS ACCORDING TO THE NATURE OF INJURY.

(These accidental deaths are classified above according to circumstances involving the accident, under rubrics 169 to 176, 178, 180, 181, 182, 183, 185, 186, 187, and 193.)

	Accidental absorption of poisonous gas	M.	33	2	1		1					2	1			1	3	1	6	3	3	3	3	3				
	,,	F.	5			1												1				1	1			1			
	Accidental burns	M.	30	2	2	1	2	1	1		1	1	2		2	2	1		3	2	3			2					2
	,,	F.	16	3	5	1	1		1				2										2						1
	Accidental mechanical suffocation	M.	12	9											1	1			1										
	,,	F.	5	4												1													
	Accidental drowning	M.	116		8	2	3	2	10	3	9	12	12	7	4	9	5	4	6	10	5	3		1	1				
	,,	F.	28		4	2		2	2	1	2	3	1	1	3	2	1	1		1			2						
	Accidental injury by cutting or piercing instruments	M.	11						1			4	3		2						1								
	Accidental injury by fall	M.	104		1				2	1	2	4	4	4		8	9	4	5	16	9	8	8	11	4	2	1		1
	,,	F.	88						1		1			1	1	1	1	3	1	3	7	8	15	12	26	7			
	Accidental injury by crushing	M.	269		3	2	3	2	6	4	21	23	25	25	20	15	15	15	19	24	16	14	9	7					1
	,,	F.	37		1	1	2	3	2	3	4	1	4	2	1		1	1		3		4	3	1					
	Accidents due to electric currents	M.	2										1				1												

TABLE 25.—CAUSES OF DEATH BY SEX, MARITAL STATUS, BIRTHPLACE, AND MONTH OF DEATH IN BRITISH COLUMBIA, 1947.

Int. List No.	CAUSES OF DEATH.	TOTAL.	MARITAL STATUS.													BIRTHPLACE.					MONTHS.											
			Under 15 Yrs.	Single.					Married.					Widowed.	Not stated.	Canada.	British.	Foreign.		Not stated.	January.	February.	March.	April.	May.	June.	July.	August.	September.	October.	November.	December.
				15–24 Yrs.	25–44 Yrs.	45–64 Yrs.	65 Yrs. and over.	Age not stated.	15–24 Yrs.	25–44 Yrs.	45–64 Yrs.	65 Yrs. and over.	Age not stated.					United States.	Other.														
	Deaths, all causes.....Total	10613	1311	244	236	442	778	3	64	595	1849	2495	1	2504	91	4785	3780	522	1441	85	992	806	913	896	941	778	836	789	830	954	913	960
	,, ...M.	6626	774	170	180	381	614	3	23	338	1171	1797	1	1085	89	2860	2279	303	1111	73	597	493	586	537	592	490	510	482	525	600	573	641
	,, ...F.	3987	537	74	56	61	164		41	257	678	698		1419	2	1925	1501	219	330	12	395	313	332	359	349	288	326	307	305	354	340	319
	Class I. Infectious and parasitic diseases .....Total	754	165	81	65	52	22		19	108	119	62		58	3	492	109	25	123	5	73	71	74	58	75	56	70	66	53	52	60	46
	Ditto .....M.	486	93	38	46	48	20		3	47	96	53		39	3	269	85	20	107	5	48	49	53	36	49	36	42	40	31	34	41	27
	,, ...F.	268	72	43	19	4	2		16	61	23	9		19		223	24	5	16		25	22	21	22	26	20	28	26	22	18	19	19
1	Typhoid fever .....M.	1	1													1													1		
	,, ...F.	2	1									1				2													1		1	
2	Paratyphoid fever .....M.	2										2				1	1				1				1							
	,, ...F.	1												1			1													1		
6	Cerebrospinal meningitis .....M.	5	2		1						1			1		5						1			1				1	1	1
	,, ...F.	2	2													2										1				1	
8	Scarlet fever .....F.	2		1							1					2					1					1					
9	Whooping-cough .....M.	9	9													9					1	1			1		1		1	1	1	2
	,, ...F.	8	8													8										1	1	1		3	2	
10	Diphtheria .....M.	1		1														1			1											
	,, ...F.	3	3													3							1				1		1			
12	Tetanus .....M.	1	1													1											1					
13–	Tuberculosis .....M.	332	44	34	43	35	10		3	39	64	31		27	2	178	59	10	80	5	32	33	40	21	34	22	31	26	24	24	26	19
22	,, ...F.	204	41	41	17	3	2		15	54	13	7		11		171	17	3	13		20	18	14	21	22	15	22	22	10	14	10	16
13	Tuberculosis of the respiratory system .....M.	285	21	33	36	31	10		3	38	59	30		22	2	145	50	9	76	5	26	29	35	19	29	14	24	24	23	22	24	16
	Ditto .....F.	172	27	38	15	2	2		13	48	12	7		8		144	14	3	11		17	17	11	19	18	13	19	16	8	11	8	15
	(a) With mention of occupational diseases of lungs .....M.	19			2	6				1	5	1		4		4	4		11		3	1	1		2	4		3	3		2	
	(b) Without mention of occupational diseases of lungs ....M.	244	16	32	27	22	9		3	34	54	27		18	2	123	46	8	62	5	22	26	32	17	25	8	22	18	20	19	20	15
	Ditto .....F.	151	22	32	15	1	1		11	45	12	5		7		126	13	3	9		16	17	10	16	15	11	15	12	7	11	7	14
	(c) Unspecified site .....M.	12	5	1	2	1				2		1				11			1		1	1		1	1	2	1		3	1	1
	,, ...F.	18	5	6			1		2	3				1		16			2		1		1	2	2	1	4	4	1		1	1
	(d) With mention of dementia præcox .....M.	10			5	2	1			1		1				7		1	2			1	2	1	1		1	3			1	
	Ditto .....F.	3				1						2				2	1							1	1	1						
14	Tuberculosis of the meninges and central nervous system .....M.	20	18								1			1		17	2		1		2	3	1	1	3	2	2	1	1		3
	Ditto .....F.	16	12						1	2				1		14	1		1			1	1	2	1	1	1	5	2	1	1	
15	Tuberculosis of the intestines and peritoneum .....M.	2		1							1					1	1				1						1					
	Ditto .....F.	4		1					1	1	1					3	1						1					1		1	1	
16	Tuberculosis of the vertebral column .....M.	9	2		1	3				1	1			1		6	1	1	1		1		1	1	1	2	2	1				
	Ditto .....F.	2		1										1		2										1						1

TABLE 25.—CAUSES OF DEATH BY SEX, MARITAL STATUS, BIRTHPLACE, AND MONTH OF DEATH IN BRITISH COLUMBIA, 1947—*Continued.*

Int. List No.	CAUSES OF DEATH.	TOTAL.	MARITAL STATUS.													BIRTHPLACE.					MONTHS.											
			Under 15 Yrs.	Single.					Married.						Widowed.	Not stated.	Canada.	British.	Foreign.		Not stated.	January.	February.	March.	April.	May.	June.	July.	August.	September.	October.	November.	December.
				15–24 Yrs.	25–44 Yrs.	45–64 Yrs.	65 Yrs. and over.	Age not stated.	15–24 Yrs.	25–44 Yrs.	45–64 Yrs.	65 Yrs. and over.	Age not stated.						United States.	Other.													
	Tuberculosis—*Continued.*																															
17	Tuberculosis of other bones and joints ..... M.	1			1												1						1									
	Ditto ..... F.	1				1											1										1					
	(b) Joints ..... M.	1			1												1						1									
	" ..... F.	1				1											1										1					
19	Tuberculosis of the lymphatic system (bronchial, mesenteric, mediastinal and retroperitoneal glands excepted) ..... M.	1									1							1													1	
	Ditto ..... F.	1			1												1						1									
20	Tuberculosis of the genito-urinary system ..... M.	7			3	1					1				2		3	2		2			1		1	2	1			1	1	
	Ditto ..... F.	1								1							1					1										
21	Tuberculosis of other organs ..... M.	2				1									1		1	1				1					1					
22	Disseminated tuberculosis ..... M.	5	3		1						1						4	1				1	1	1			2					
	" ..... F.	7	2	1	1					2					1		5	1		1		2				3	1			1		
	(a) Acute generalized miliary .. M.	5	3		1						1						4	1				1	1	1			2					
	" ..... F.	6	2	1	1					1					1		4	1		1		1				3		1		1		
	(b) Other and unspecified generalized ..... F.	1								1							1					1										
24	Purulent infection and septicæmia M.	1										1							1											1		
27	Dysentery ..... M.	6	5									1					5			1			1	1	1		1		1			1
	" ..... F.	2	2														2											1		1		
28	Malaria ..... M.	1										1						1					1									
30	Syphilis ..... M.	52	2			10	5			2	20	7			5	1	15	15	4	18		6	4	5	5	5	4	5	5	1	2	8	2
	" ..... F.	15	2		1	1				4	5				2		10	1	1	3			2			2	1	1		5	1	3	
	(b) General paralysis of the insane ..... M.	26				6	2			1	9	3			4	1	10	9		7		3	2	3	3	2	3	1		1	1	7	
	Ditto ..... F.	1									1						1													1			
	(c) Other syphilis of the central nervous system ..... M.	2				1					1							2								1			1			
	Ditto ..... F.	3								2	1						1	1		1			1							1		1	
	(d) Others under this title ..... M.	24	2			3	3			1	10	4			1		5	4	4	11		3	2	2	2	2	1	4	4		1	1	2
	" ..... F.	11	2		1	1				2	3				2		8		1	2			1			2	1	1		3	1	2	
32	Other diseases due to spirochætes .. M.	1	1														1							1									
	" ..... F.	1	1														1					1											
33	Influenza ..... M.	33	15			1	5			1	1	4			6		26	4		3		5	3	2	6	6	5			3	3	
	" ..... F.	13	5	1							1	1			5		9	3	1			1		1	1	2	3			2	1	1	1
	(a) With respiratory complications ..... M.	13	4				3				1	2			3		9	2		2		3	2	1	2	1	1				1	2	
	Ditto ..... F.	4	1	1								1			1		3		1			1			1		2						
	(b) Without respiratory complications ..... M.	20	11			1	2			1		2			3		17	2		1		2	1	1	4	5	4				2	1	
	Ditto ..... F.	9	4								1				4		6	3						1		2	1			2	1	1	1
35	Measles ..... M.	11	9	1							1						10			1			4	3	2							2
	" ..... F.	6	6														6					1	2	3								

36	Acute poliomyelitis and polioencephalitis	M.	9	2	2	1					3	1					8	1							1			6	1	1		
	Ditto	F.	3							1	1	1					3						1					1	1			
37	Acute infectious encephalitis	M.	3									2	1				1	2									2		1			
38	Other diseases due to filterable viruses	M.	2	1								1					1	1				1					1					
	Ditto	F.	1	1													1					1										
	(c) Chicken-pox	M.	2	1								1					1	1				1					1					
	,,	F.	1	1													1					1										
39	Typhus fever and typhus-like diseases	M.	1	1													1									1						
44	Other infectious and parasitic diseases	M.	15			1	2				2	5	5				6	1	4	4		1	1	1	1		3	1	2	2	1	2	
	Ditto	F.	5			1					2	2					3	2						1			1	1	1	1			
	(b) Lymphogranulomatosis (Hodgkin's disease)	M.	15			1	2				2	5	5				6	1	4	4		1	1	1	1		3	1	2	2	1	2	
	Ditto	F.	5			1					2	2					3	2						1			1	1	1	1			
	Class II. Cancer and other tumours	Total	1,522	10	6	19	79	116		3	85	418	412		364	10	474	744	77	223	4	120	117	126	117	137	120	116	130	138	150	125	126
	Ditto	M.	871	6	5	11	59	84		2	38	212	294		150	10	250	411	42	165	3	72	54	74	67	76	72	63	72	77	88	70	86
	,,	F.	651	4	1	8	20	32		1	47	206	118		214		224	333	35	58	1	48	63	52	50	61	48	53	58	61	62	55	40
45–55	Cancer and other malignant tumours	M.	852	4	4	8	57	82		2	35	210	292		148	10	239	407	41	162	3	69	54	72	67	75	71	63	72	75	86	67	81
	Ditto	F.	634	4	1	7	20	32		1	43	198	116		212		217	327	33	56	1	47	59	52	48	57	48	51	58	59	62	54	39
45	Cancer of the buccal cavity and pharynx	M.	28				2	4			1	2	14		5		8	15		4	1			3	1	5	3	3	3	3	5	2	
	Ditto	F.	13					1			1	3	1		7		3	8		2			3	3		3		2			1		1
46	Cancer of the digestive organs and peritoneum	M.	447			1	30	45			14	107	165		80	5	117	207	19	103	1	36	29	33	38	39	35	32	37	42	48	32	46
	Ditto	F.	248			2	4	15			6	67	56		98		73	140	11	23	1	16	23	16	22	21	20	25	24	27	18	19	17
	(a) Œsophagus	M.	29				2	3				6	12		6		7	15	1	6		2	3	3	4	3	2	2	2	1	1	5	1
	,,	F.	12									5	5		2		3	7		2			3				1	2	2	2		1	1
	(b) Stomach	M.	186			1	16	22			7	38	68		33	1	44	82	7	53		14	9	11	23	11	12	14	14	22	23	10	23
	,,	F.	77				1	7			2	13	17		37		15	49	4	9		4	8	8	6	8	6	4	6	8	5	8	6
	(c) Duodenum	F.	4									2	1		1		1	1	1	1						2	1						1
	(d) Rectum and anus	M.	51				4	6			2	10	16		12	1	14	25	2	10		2	5	2	1	5	5	4	4	7	7	5	4
	,,	F.	38				1	1			1	7	11		17		16	15	4	3		5	3	1	5	1	3	3	2	6	4	2	3
	(e) Intestines	M.	82				1	8			3	18	37		12	3	26	43	4	8	1	8	7	4	5	11	5	5	7	5	8	5	12
	,,	F.	65			2	2	6			2	25	12		16		25	37	1	2		5	4	4	7	6	7	7	6	6	6	3	4
	(f) Liver and biliary passages	M.	43				3	4				19	9		8		11	18	3	11		4	3	5	2	2	5	2	5	3	6	5	1
	,,	F.	23					1				8	2		12		5	13	1	3	1		2	1	2	1		3	5	3	1	3	2
	(g) Pancreas	M.	49				2	1			1	15	22		8		12	24	2	11		5	2	7	3	7	5	5	3	4	2	1	5
	,,	F.	25								1	6	6		12		7	15		3		1	3	2	2	3	2	4	2	2	2	2	
	(h) Mesentery and peritoneum	M.	4				2				1				1		3			1		1		1			1		1				
	,,	F.	4									1	2		1		1	3				1					2	1				
	(m) Other and unspecified sites	M.	3					1				1	1							3									1		1	1	
47	Cancer of the respiratory system	M.	124			2	12	7			7	46	28		20	2	26	71	6	20	1	14	8	7	8	9	9	12	7	16	11	13	10
	,,	F.	23					3			1	6	6		7		6	9	2	6		4	2	2	3	1	1		3	1	4	1	1
	(a) Larynx	M.	6					2				3	1				1	2	2	1		1					2		1	1	1		
	,,	F.	1										1							1				1									
	(b) Lung	M.	39				2	1			4	12	11		8	1	8	24	2	5		1	5	2	4	1	3	5	5	6	3	2	2
	,,	F.	13					3				4	3		3		5	4	1	3		3	1	1	1	1			2	1	2		1
	(c) Mediastinum and other sites	M.	79			2	10	4			3	31	16		12	1	17	45	2	14	1	12	3	5	4	8	4	7	1	9	7	11	8
	,,	F.	9								1	2	2		4		1	5	1	2		1	1		2		1		1		2	1	
48	Cancer of the uterus	F.	95				3	1			12	41	14		24		43	41	5	6		5	11	6	5	8	12	6	8	5	13	8	8
	(a) Cervix	F.	44				2	1			7	20	6		8		19	22	2	1		1	4	1	3	3	8	3	2	3	6	6	4
	(b) Other and unspecified sites	F.	51				1				5	21	8		16		24	19	3	5		4	7	5	2	5	4	3	6	2	7	2	4

TABLE 25.—CAUSES OF DEATH BY SEX, MARITAL STATUS, BIRTHPLACE, AND MONTH OF DEATH IN BRITISH COLUMBIA, 1947—*Continued.*

Int. List No.	CAUSES OF DEATH.	TOTAL.	MARITAL STATUS.												BIRTHPLACE.					MONTHS.											
			Under 15 Yrs.	Single.					Married.					Widowed.	Not stated.			Foreign.			January.	February.	March.	April.	May.	June.	July.	August.	September.	October.	November.	December.
				15–24 Yrs.	25–44 Yrs.	45–64 Yrs.	65 Yrs. and over.	Age not stated.	15–24 Yrs.	25–44 Yrs.	45–64 Yrs.	65 Yrs. and over.	Age not stated.			Canada.	British.	United States.	Other.	Not stated.												
	Cancer and other malignant tumours —*Continued.*																													
49	Cancer of other female organs.....F.	48				1	4		1	6	12	10		14		15	27	2	4		1	1	5	1	3	3	5	7	5	4	7	6
50	Cancer of the breast.....M.	1			1														1			1									
	„ .....F.	126			1	11	7			10	46	15		36		45	64	7	10		16	13	11	10	12	6	5	9	17	16	8	3
51	Cancer of the male genital organs M.	82			1	1	10			3	5	43		19		25	39	9	9		8	4	8	6	9	12	5	6	7	5	7	5
52	Cancer of the urinary organs.....M.	75				5	13				22	20		14	1	24	37	3	11		6	5	8	6	5	7	6	9	4	7	4	8
	„ .....F.	19	1		1		1			2	2	3		9		11	6	1	1			1	2	1	3		2	1	1	1	5	2
	(a) Kidney .....M.	27				3	3				10	5		6		13	10	2	2		1		4	3	2	3	3	4	2	2	1	2
	„ .....F.	11	1		1		1			2	1	1		4		9	1	1					1	1	3		2	1			3	
	(b) Bladder .....M.	48				2	10				12	15		8	1	11	27	1	9		5	5	4	3	4	3	5	2	5	3	6
	„ .....F.	8									1	2		5		2	5		1			1	1					1	1	2	2
53	Cancer of the skin.....M.	13		1		1			2	2	2	3		2		9	4				1		1	2			1	5	1			2
	„ .....F.	5			1						1	1		2		3	1	1			1	1					1			1	1	
54	Cancer of the brain.....M.	28	3	2	1	2				7	8	4		1		10	11	1	6		1	4	4	4	1	1			1	6	2	4
	„ .....F.	16	1	1	1	1				2	8	2				4	9	2	1		1	1	2	2	1			3	2		4	
55	Cancer of other and unspecified organs .....M.	54	1	1	2	4	3			1	18	15		7	2	20	23	3	8		3	3	8	2	7	4	4	5	1	4	7	6
	Ditto .....F.	41	2		1					3	12	8		15		14	22	2	3		3	3	5	4	5	6	5	3	1	4	1	1
56	Non-malignant tumours .....M.	10	1	1	2	1	2			2	1					7	2		1		2		1		1				2	1	1	2
	„ .....F.	14			1					4	6	2		1		6	5	1	2		1	3		2	4		2		1		1	
	(a) Ovary .....F.	4			1					1	1			1		2	1		1			2			1		1					
	(b) Uterus .....F.	4								1	3					1	2		1		1			1	1					1		
	(c) Other female genital organs F.	1								1						1						1										
	(d) Brain and other parts of the central nervous system.....M.	8		1	1	1	2			2	1					5	2		1		2		1			1			2	1		1
	Ditto .....F.	4								1	2	1				2	1	1							2		1		1			
	(e) Other and unspecified organs .....M.	2	1		1											2															1	1
	Ditto .....F.	1										1					1							1								
57	Tumours of undetermined nature M.	9	1		1	1				1	1	2		2		4	2	1	2		1		1		1					1	2	3
	„ .....F.	3									2			1		1	1	1				1							1			1
	(d) Brain and other parts of the central nervous system.....M.	5	1		1	1				1				1		2	2	1			1		1								1	2
	Ditto .....F.	2									2						1	1				1						1				
	(e) Other and unspecified organs .....M.	4									1	2		1		2			2						1					1	1	1
	Ditto .....F.	1												1		1																1
	Class III. Rheumatism, diseases of nutrition and of the endocrine glands, other general and vitamin deficiency diseases .....Total	167	14	2		1	4		3	15	60	81		72		143	96	18	55		29	23	36	29	31	26	19	25	23	21	26	24
	Ditto .....M.	312	48	7	7	6	13			3	28	38		16		76	38	5	26		13	10	20	11	10	12	8	11	10	12	15	13
	„ .....F.	145	34	5	7	5	9		3	12	32	43		56		67	58	13	29		16	13	16	18	21	14	11	14	13	9	11	11

58	Acute rheumatic fever	M.	13	3	3	2	1				1	3					8	2	2	1			3		1		1		3	3		1	1
	"	F.	5	1						1	3						4	1				1			1				1			1	1
	(a) Acute rheumatic heart conditions	M.	10	2	2	2	1				1	2					6	2	1	1			3		1				3	2				1	
	Ditto	F.	4	1						1	2						3	1				1							1			1	1
	(b) Others under this title	M.	3	1	1							1					2		1							1				1		1		
	"	F.	1								1						1								1									
59	Chronic rheumatism and other rheumatic diseases	M.	2										1		1		1	1					1				1							
	Ditto	F.	4									1	2		1		2	1		1				1	1			1	1					
61	Diabetes mellitus	M.	91	2	2	4	4	9			2	20	34		14		35	33	2	21		9	3	16	8	6	8	7	6	5	4	9	10		
	"	F.	112		2			1		1	5	24	33		46		29	44	13	26		12	8	9	12	16	10	8	9	7	7	7	7		
62	Diseases of the pituitary gland	F.	1							1							1									1								
63	Diseases of the thyroid and parathyroid glands	M.	9									5	3		1		3	2		4		1		1	1			1		1	2	1	1		
	Ditto	F.	28				1	3			2	6	8		8		17	9		2		1	3	4	3	2	4	1	2	4	2		2		
	(a) Simple goitre	F.	2									1	1				2							1			1							
	(b) *Exophthalmic* goitre	M.	8									5	2		1		2	2		4		1		1	1			1		1	2	1			
		F.	21				1	3			2	4	4		7		13	7		1			3	2	3	2	3	1	2	1	2		2		
	(c) Myxœdema and cretinism	M.	1										1				1																1		
	"	F.	3										2		1		1	2						1						2					
	(d) Others under this title	F.	2									1	1				1			1		1							1						
64	Diseases of the thymus gland	M.	29	29													29					3	3	3	1	4	2		2	1	6	3	1		
	"	F.	13	13													13					1	2	1	1	2		1	1	1		2	1		
65	Diseases of the adrenal glands (Addison's disease)	F.	3								2	1						3				1						1				1			
66	Other general diseases	M.	1			1															1											1			
	(b) Others under this title	M.	1			1															1											1			
69	Pellagra	F.	1												1		1							1											
	Class IV. Diseases of the blood and blood-forming organs	Total	79	14	4	1	3	2		1	8	12	18		15	1	40	24	3	11	1	7	7	4	6	9	9	5	5	4	10	7	6		
	Ditto	M.	50	8	3	1	3	1		1	3	8	12		9	1	25	13	2	9	1	6	6	2	4	4	4	4	4	2	4	6	4		
	"	F.	29	6	1			1			5	4	6		6		15	11	1	2		1	1	2	2	5	5	1	1	2	6	1	2		
72	Hæmorrhagic conditions	M.	1		1												1						1												
	"	F.	4		1							2	1				1	2		1						3	1								
	(a) Primary purpura	F.	4		1							2	1				1	2		1						3	1								
	(b) *Hæmophilia*	M.	1		1												1						1												
73	Anæmias	M.	11				1						5		5		2	4	1	4		2	2	1	2	1	1		1		1				
	"	F.	4									1	1		2		1	2		1				1		2							1		
	(a) Pernicious anæmia	M.	9				1						3		5		1	3	1	4		2	1	1	2	1	1		1						
	"	F.	4									1	1		2		1	2		1				1		2							1		
	(b) Others under this title	M.	2										2				1	1					1								1				
74	Leukæmias and aleukæmias	M.	35	8	2	1	2	1			3	7	6		4	1	19	9	1	5	1	4	3	1	2	3	3	3	3	1	3	5	4		
	"	F.	17	5				1			5	1	3		2		10	6	1			1	1	1	2		2		1	2	5	1	1		
	(a) Leukæmias	M.	32	7	2	1	2	1			2	7	5		4	1	17	8	1	5	1	3	3	1	2	2	3	3	3		3	5	4		
	"	F.	16	5				1			4	1	3		2		10	5	1			1	1	1	2		2		1	1	5	1	1		
	(b) Aleukæmias (Hodgkin's disease excepted)	M.	3	1							1		1				2	1				1				1				1					
	Ditto	F.	1								1							1												1					
75	Diseases of the spleen	M.	3							1		1	1				3											1		1		1			
	"	F.	4	1									1		2		3	1									1	1			1				
	Class V. Chronic poisoning and intoxication	Total	11			1	1	1	1		2	4	1				5	4		1	1	1	1	1		3	1		1		1		2		
	Ditto	M.	10				1	1	1		2	4	1				4	4		1	1	1	1	1		3	1		1		1		1		
	"	F.	1			1											1																1		
77	Alcoholism	M.	8				1	1	1		2	3					4	2		1	1	1	1			2	1		1		1		1		
	"	F.	1			1											1																1		

TABLE 25.—CAUSES OF DEATH BY SEX, MARITAL STATUS, BIRTHPLACE, AND MONTH OF DEATH IN BRITISH COLUMBIA, 1947—*Continued.*

Int. List No.	CAUSES OF DEATH.	TOTAL.	MARITAL STATUS.												BIRTHPLACE.					MONTHS.											
			Single.						Married.					Widowed.	Not stated.			Foreign.		Not stated.	January.	February.	March.	April.	May.	June.	July.	August.	September.	October.	November.	December.
			Under 15 Yrs.	15–24 Yrs.	25–44 Yrs.	45–64 Yrs.	65 Yrs. and over.	Age not stated.	15–24 Yrs.	25–44 Yrs.	45–64 Yrs.	65 Yrs. and over.	Age not stated.			Canada.	British.	United States.	Other.													
	Alcoholism—*Continued.*																														
	(a) Acute alcoholism ..... M.	2					1			1						1	1				1				1						
	" ..... F.	1			1											1														1
	(b) " Chronic alcoholism ..... M.	5				1		1		1	2					2	1		1	1				1	1		1		1		1
	(c) Others under this title ..... M.	1									1					1						1									
79	Chronic poisoning by other mineral and organic substances ..... M.	2									1	1					2						1		1						
	(b) Non-occupational ..... M.	2									1	1					2						1		1						
	Class VI. Diseases of the nervous system and sense organs..... Total	904	32	7	9	28	83			24	151	277		288	5	352	359	58	128	7	115	70	81	68	70	64	68	66	69	70	76	87
	Ditto ..... M.	480	17	6	4	18	59			14	79	178		100	5	187	179	24	84	6	62	38	46	39	31	34	41	32	41	28	42	46
	" ..... F.	424	15	1	5	10	24			10	72	99		188		165	180	34	44	1	53	32	35	29	39	30	27	34	28	42	34	41
80	Encephalitis (non-epidemic) ..... M.	8	1	1		1				3	2					6		2			1				2	1	1			1	1	1
	..... F.	2	1							1						2													1			1
	(a) " Intracranial abscess ..... M.	7		1		1				3	2					5		2			1				1	1	1			1	1	1
	..... F.	2	1							1						2													1			1
	(b) " Others under this title..... M.	1	1													1									1							
81	Meningitis (non-meningococcal) ..... M.	6	5			1										5	1				1			1			1			1	1	1
	..... F.	8	7								1					8							2		1	1		3			1	
	(a) " Simple meningitis ..... M.	5	4			1										4	1				1		1				1			1	1
	..... F.	8	7								1					8							2		1	1		3			1	
	(b) " Acute cerebrospinal meningitis ..... M.	1	1													1														1		
82	Diseases of the medulla and spinal cord ..... M.	20	1	1			1			1	5	6		5		12	6		2		4		2	3	1		1	3	3		2	1
	Ditto ..... F.	8		1	1		1				2			3		2	5		1		2		1			3	1	1				
83	Intracranial lesions of vascular origin ..... M.	398	1	2		13	58			8	65	160		86	5	136	157	22	77	6	49	31	39	33	25	29	37	26	36	23	33	37
	Ditto ..... F.	369			1	8	23			8	66	91		172		134	163	32	40		45	30	27	29	35	22	26	27	25	39	29	35
	(a) Cerebral hæmorrhage or effusion ..... M.	152	1	2		7	22			8	28	60		21	3	52	56	6	36	2	15	12	15	11	8	11	14	10	16	10	18	12
	Ditto ..... F.	156			1	3	6			6	40	37		63		55	67	16	18		21	12	10	10	21	5	12	16	12	9	11	17
	(b) Cerebral embolism and thrombosis ..... M.	24					4				5	10		5		5	16		3		2	3	1	5	1	1	5	1		2	3	
	Ditto ..... F.	21					2			1	4	5		9		10	6	2	3		1	3	2	1	3	2	1	1	3		2	2
	(c) Cerebral softening ..... M.	1					1										1												1			
	(d) Hemiplegia and other paralysis of unspecified origin..... M.	12				1					2	8		1		5	3	1	3		2	2				1	2	1	3	1		
	Ditto ..... F.	10				1	3				1	2		3		4	6						2	3		2			1	2		
	(e) With mention of arteriosclerosis ..... M.	209				5	31				30	82		59	2	74	81	15	35	4	30	14	23	17	16	16	16	14	16	10	12	25
	Ditto ..... F.	182				4	12			1	21	47		97		65	84	14	19		23	15	13	15	11	13	13	10	9	28	16	16

84	Mental disorders and deficiency (general paralysis of the insane excepted) M.	3				1					1			1			1		2		2								1			
	Ditto F.	3	3													3							1					1			1	
	(a) Schizophrenia (dementia præcox) M.	1				1													1										1			
	(b) Others under this title M.	2									1			1			1		1		2											
	„ F.	3	3													3							1					1			1	
85	Epilepsy M.	8	1	2	4						1					7	1					2		1		1	1	1			1	1
	„ F.	6	1		2	1					1	1				4	1		1		1				1			1			2	1
86	Convulsions (under 5 years of age) M.	2	2													2					1					1						
	„ F.	1	1													1												1				
87	Other diseases of the nervous system M.	29	5			2					4	11		7		15	11	2	1		4	5	4	2	3	1		1		3	3	3
	Ditto F.	23			1	1				1	2	7		11		9	11	1	1	1	4	2	3		1	4			1	3	1	4
	(c) Paralysis agitans M.	8										5		3		3	5				1	1	1	1				1		1	1	1
	„ F.	8									1	3		4		3	2	1	1	1	2					2			1	1		2
	(d) Disseminated sclerosis M.	15				2					4	6		3		7	5	2	1		3	2	2		2	1				2	2	1
	„ F.	14			1	1				1	1	4		6		5	9				2	2	2		1	2				2	1	2
	(e) Others under this title M.	6	5											1		5	1					2	1	1	1							1
	„ F.	1												1		1							1									
88	Diseases of organs of vision M.	3								1		1		1		2	1									1			1			1
	„ F.	1	1													1													1			
89	Diseases of the ear and of the mastoid process M.	3	1							1	1					2	1											1			1	1
	Ditto F.	3	1											2		1		1	1		1		1		1							
	(a) Otitis and other diseases of the ear M.	1								1						1															1	
	Ditto F.	2	1											1		1		1			1		1									
	(b) Diseases of the mastoid process M.	2	1								1					1	1											1				1
	Ditto F.	1												1					1						1							
	Class VII. Diseases of the circulatory system Total	3556	6	9	34	137	314		1	102	674	1131		1115	33	1212	1616	205	493	30	344	265	296	320	314	235	286	242	259	321	318	356
	Ditto M.	2294	4	7	26	128	251			69	465	832		479	33	745	1010	125	389	25	205	169	194	193	206	150	172	161	169	215	205	255
	„ F.	1262	2	2	8	9	63		1	33	209	299		636		467	606	80	104	5	139	96	102	127	108	85	114	81	90	106	113	101
90–95	Diseases of the heart M.	2176	4	7	24	120	230			65	446	802		446	32	704	955	121	374	22	193	163	175	183	197	149	165	155	156	206	191	243
	„ F.	1198	1	1	5	7	58		1	29	199	287		605		443	571	78	96	5	134	89	97	115	103	79	111	76	85	103	104	97
90	Pericarditis (acute rheumatic excluded) M.	1									1						1							1								
	Ditto F.	1								1						1									1							
	(b) Others under this title M.	1									1						1							1								
	„ F.	1								1						1									1							
91	Acute endocarditis (non-rheumatic) M.	4	1		2					1						3	1				1	1	2									
	Ditto F.	3		1					1					1		2	1								1	1	1					
	(a) Bacterial endocarditis (acute, subacute, or unspecified) M.	4	1		2					1						3	1				1	1	2									
	Ditto F.	3		1					1					1		2	1								1	1	1					
92	Chronic affections of the valves and endocardium M.	128		4	2	10	18			12	22	35		24	1	46	51	10	19	2	11	5	15	14	12	15	9	14	5	10	11	7
	Ditto F.	103			2		5			16	25	19		36		42	46	7	8		10	11	10	9	7	7	11	1	13	8	9	7
	(a) Specified valvular diseases (rheumatic) M.	54		3		4	6			5	9	15		12		26	19	2	6	1	3	1	8	9	3	7	4	3	4	4	5	3
	Ditto F.	56			2		2			15	15	8		14		24	24	5	3		2	6	8	4	5	2	6	1	10	5	4	3
	(b) Other specified valvular diseases (non-rheumatic) M.	62		1	2	6	11			6	10	16		10		15	28	6	12	1	5	3	5	5	8	8	3	9	1	6	5	4
	Ditto F.	39					3			1	6	10		19		13	20	2	4		6	4	1	4	1	4	5		3	3	4	4

TABLE 25.—CAUSES OF DEATH BY SEX, MARITAL STATUS, BIRTHPLACE, AND MONTH OF DEATH IN BRITISH COLUMBIA, 1947—*Continued.*

Int. List No.	CAUSES OF DEATH.	TOTAL.	MARITAL STATUS.												BIRTHPLACE.					MONTHS.											
			Under 15 Yrs.	Single.					Married.					Widowed.	Not stated.			Foreign.			January.	February.	March.	April.	May.	June.	July.	August.	September.	October.	November.	December.
				15–24 Yrs.	25–44 Yrs.	45–64 Yrs.	65 Yrs. and over.	Age not stated.	15–24 Yrs.	25–44 Yrs.	45–64 Yrs.	65 Yrs. and over.	Age not stated.			Canada.	British.	United States.	Other.	Not stated.												
	Diseases of the heart—*Continued.*																														
	Chronic affections of the valves and endocardium—*Continued.*																														
	(c) Unspecified valvular lesions and endocarditis ..... M.	12					1			1	3	4		2	1	5	4	2	1		3	1	2		1		2	2			1	
	Ditto ..... F.	8									4	1		3		5	2		1		2	1	1	1	1					1	
93	Diseases of the myocardium ..... M.	1233	3	1	9	62	154			16	186	497		287	18	377	568	56	219	13	112	96	100	102	108	75	94	88	99	115	97	147
	,, ... F.	786	1		2	6	35			5	125	186		426		284	385	48	64	5	93	61	65	74	68	57	63	51	49	73	70	62
	(a) Acute myocarditis ..... M.	7	2								3			2		3	3		1		1		1					1	2	2	
	,, ... F.	2	1								1					2					1		1								
	(b) Myocarditis (not specified under 45 years) ..... M.	2								2						2												2			
	Ditto ..... F.	1												1					1										1		
	(c) Chronic myocarditis and myocardial degeneration (rheumatic) ..... M.	21		1		3	1				4	6		5	1	8	11	1	1			2	1	1	3	1	3	2	3	2	2	1
	Ditto ..... F.	45			1		2			1	7	11		23		13	29	1	2		4	4	1	2	6	3	2	5	4	7	1	6
	(d) Chronic myocarditis (non-rheumatic) ..... M.	1047	1		9	51	133			14	147	433		245	14	326	477	49	182	13	94	82	84	86	94	62	74	75	86	99	83	128
	Ditto ..... F.	680			1	6	30			4	105	160		374		250	325	42	58	5	82	54	59	60	55	53	57	41	40	63	64	52
	(e) Other myocarditis (not specified) ..... M.	156				8	20				32	58		35	3	38	77	6	35		17	12	14	15	11	12	17	11	7	12	10	18
	Ditto ..... F.	58					3				12	15		28		19	31	5	3		6	3	4	12	7	1	4	5	5	2	5	4
94	Diseases of the coronary arteries and angina pectoris ..... M.	740			9	44	54			30	224	251		117	11	258	305	50	120	7	66	60	52	58	71	55	56	50	44	72	77	79
	Ditto ..... F.	245				1	15			2	36	72		119		91	117	22	15		27	14	20	26	21	12	29	19	17	18	20	22
	(a) Diseases of the coronary arteries ..... M.	731			9	44	53			30	221	248		115	11	256	301	48	119	7	64	60	52	57	70	55	55	48	44	72	77	77
	Ditto ..... F.	243				1	15			2	35	72		118		89	117	22	15		26	14	20	26	21	12	29	19	17	18	19	22
	(b) Angina pectoris ..... M.	9					1				3	3		2		2	4	2	1		2			1	1		1	2				2
	,, ... F.	2									1			1		2					1									1	
95	Other diseases of the heart ..... M.	70		2	2	4	4			6	13	19		18	2	20	29	5	16		3	1	6	8	6	4	6	3	8	9	6	10
	,, ... F.	55			1		3			5	13	10		23		23	22	1	9		4	3	2	6	5	2	7	5	6	4	5	6
	(a) Functional diseases of the heart (no organic lesion) .. M.	6				1						2		3		1	1	2	2				1					1	1	2		1
	Ditto ..... F.	6									1	2		3		1	4		1		1			2					2			1
	(b) Other diseases of the heart (rheumatic) ..... M.	10		1	1	1				1	4	2				4	5		1				1	1			1		2	2		3
	Ditto ..... F.	13			1					4	4	1		3		6	4		3		1	1		3		1	3			2		2
	(c) Other diseases of the heart (non-rheumatic) ..... M.	54		1	1	2	4			5	9	15		15	2	15	23	3	13		3	1	4	7	6	4	5	2	5	5	6	6
	Ditto ..... F.	36					3			1	8	7		17		16	14	1	5		2	2	2	1	5	1	4	5	4	2	5	3
96	Aneurism (heart and aorta excepted) ..... M.	45				6	6			3	12	10		7	1	9	25	2	7	2	4	2	8	7	1	1	4	1	5	6	3	3
	Ditto ..... F.	15	1		1	1	1			4	3	1		3		6	6		3		1	2		3	1	1		1	2		4	

97	Arteriosclerosis (coronary or renal sclerosis or cerebral hæmorrhage excepted)	M.	48					12				2	14		20		19	24	1	3	1	5	3	9		5		1	4	4	2	8	7
	Ditto	F.	38					4				1	10		23		11	23		4		2	5	3	9	2	4	2	2	3	2	3	1
98	Gangrene	M.	2					1							1		1			1		1										1	
99	Other diseases of the arteries	M.	7			1		1					1		4		3	1	1	2				2				1		1		2	1
	,,	F.	7		1							4			2		4	2	1					1			1	1	2		1	1
100	Diseases of the veins	M.	9				2	1				3	2		1		5	4				1	1		1	2		1		3				
	,,	F.	2				1								1		1	1				1										1	
101	Diseases of the lymphatic system	M.	1										1				1								1								
	,,	F.	1									1						1															1
102	High blood-pressure (idiopathic)	M.	6			1					1	2	2				3	1		2		1			1	1			1		1		1
	,,	F.	5			1						1	1		2		1	2	1	1		1				2				1		1
103	Other diseases of the circulatory system	F.	1			1											1							1									
	Class VIII. Diseases of the respiratory system	Total	508	145	6	8	23	47		2	17	54	92		112	2	275	136	23	70	4	55	29	58	49	42	29	38	32	28	46	46	56	
	Ditto	M.	338	87	2	7	21	42		2	10	35	67		63	2	171	90	14	60	3	40	22	39	34	29	24	24	14	21	25	26	40	
	,,	F.	170	58	4	1	2	5			7	19	25		49		104	46	9	10	1	15	7	19	15	13	5	14	18	7	21	20	16	
104	Diseases of the nasal fossæ and accessory sinuses	M.	3					1			1				1		2		1			1		1				1						
	Ditto	F.	1		1												1															1		
105	Diseases of the larynx	M.	2	2													2									1		1						
	,,	F.	2	1											1		2											1		1				
106	Bronchitis	M.	19	5		1	1				2	2	3		5		12	3	1	3		3	3	2	2	1	2	1		1	1	2	1	
	,,	F.	9	2	1							1	1		4		6	2	1					1	1	2			1		2		2	
	(a) Acute	M.	6	3									1		2		4	1		1		1		1			1	1				2		
	,,	F.	1	1													1																1	
	(b) Chronic	M.	12	1		1	1				2	2	2		3		7	2	1	2		2	3	1	2	1				1	1		1	
	,,	F.	7	1	1							1	1		3		4	2	1					1	1	2					2		1	
	(c) Unspecified	M.	1	1													1										1							
	,,	F.	1												1		1											1						
107	Bronchopneumonia	M.	163	43	1	3	9	28			2	10	35		32		86	47	6	22	2	13	9	19	21	12	5	11	10	11	16	14	22	
	,,	F.	81	26	1		1	4			2	8	14		25		44	23	4	9	1	8	2	10	6	8	2	5	9	4	6	14	7	
108	Lobar pneumonia	M.	63	8	1	2	6	6		1	2	9	13		13	2	26	17	3	16	1	11	5	8	5	9	5	4		1	4	5	6	
	,,	F.	37	9		1					2	5	6		14		22	12	3			3	5	4	4	3		4	2		5	4	3	
109	Pneumonia (unspecified)	M.	49	29		1	2	2		1	1	7	6				36	7		6		6	3	7	4	1	6	2	3	3	2	4	8	
	,,	F.	24	16							2	1	3		2		22	2				3		3	2			2	3	2	5	1	3	
110	Pleurisy	M.	7					2				2	1		2			2		5		1			1		1		1	1	1			
	,,	F.	6	3							1	2					4	2						1	1		1	1	1	1				
	(a) Empyema	M.	2										1		1			1		1					1					1				
	,,	F.	1									1						1									1							
	(b) Others under this title	M.	5					2				2			1			1		4		1					1		1	1		1		
	,,	F.	5	3							1	1					4	1						1	1			1	1	1				
111	Hæmorrhagic infarction, congestion, œdema, and thrombosis of the lungs	M.	9								1		3		5		3	2	1	3		3	1	1	1	1	1						1	
	Ditto	F.	4					1				1			2		1	2	1						1				2		1			
	(a) Hæmorrhagic infarction and thrombosis of the lungs	M.	3										1		2					3		2				1								
	(b) Others under this title	M.	6								1		2		3		3	2	1			1	1	1	1		1						1	
	,,	F.	4					1				1			2		1	2	1						1				2		1			
112	Asthma	M.	10				1				1	2	3		3		4	3	1	2		1		1		3	1	1		1	1		1	
	,,	F.	4				1					1	1		1			3		1							2	1			1			
113	Pulmonary emphysema	M.	3					1				1			1			3												2			1	
114	Other diseases of the respiratory system (tuberculosis excepted)	M.	10				2	2				2	3		1			6	1	3		1	1			1	3	3		1				
	Ditto	F.	2	1	1												2					1											1	
	(a) Silicosis	M.	6				2	1				1	2					5		1		1					1	3		1				
	(d) Others under this title	M.	4					1				1	1		1			1	1	2			1			1	2							
	,,	F.	2	1	1												2					1											1	

TABLE 25.—CAUSES OF DEATH BY SEX, MARITAL STATUS, BIRTHPLACE, AND MONTH OF DEATH IN BRITISH COLUMBIA, 1947—*Continued.*

Int. List No.	CAUSES OF DEATH.	TOTAL.	MARITAL STATUS.												BIRTHPLACE.					MONTHS.											
			Under 15 Yrs.	Single.					Married.					Widowed.	Not stated.	Canada.	British.	Foreign.		Not stated.	January.	February.	March.	April.	May.	June.	July.	August.	September.	October.	November.	December.
				15–24 Yrs.	25–44 Yrs.	45–64 Yrs.	65 Yrs and over.	Age not stated.	15–24 Yrs.	25–44 Yrs.	45–64 Yrs.	65 Yrs. and over.	Age not stated.					United States.	Other.													
	Class IX. Diseases of the digestive system	Total	510	83	7	3	31	35		5	28	114	98		103	3	232	180	26	68	4	48	46	41	37	46	37	46	36	35	45	40	53
	Ditto	M.	323	51	4		21	29		1	16	73	68		57	3	139	109	18	53	4	33	31	31	27	28	23	24	23	22	24	28	29
	,,	F.	187	32	3	3	10	6		4	12	41	30		46		93	71	8	15		15	15	10	10	18	14	22	13	13	21	12	24
115	Diseases of the buccal cavity and annexa, and of the pharynx and tonsils	M.	4	1	1		1					1					2		1	1					2				1		1	
	Ditto	F.	4							1	3						3	1								1	1			2			
	(a) Diseases of the teeth and gums	M.	1				1													1					1								
	Ditto	F.	2							1	1						2										1	1					
	(c) Diseases of the pharynx and tonsils	M.	3	1	1							1					2		1						1					1		1	
	Ditto	F.	2								2						1	1												2			
116	Diseases of the œsophagus	M.	4	1				1				1		1			2	2							2				1		1	
	,,	F.	1				1										1							1								
117	"Ulcer" of the stomach or duodenum	M.	91	1			8	7		6	26	25		18			24	41	7	17	2	11	6	11	6	5	5	10	6	5	10	7	9
	,,	F.	19			1	3			1	4	4		6			4	14		1		1	6			3		2	2	1	3		1
	(a) "Stomach	M.	45				4	4		2	14	13		8			12	19	3	10	1	4	2	8	3	2	3	7	3	3	4	3	3
	,,	F.	8			1	1					4		2			1	7				1	1				2	1		2		1
	(b) "Duodenum	M.	46	1			4	3		4	12	12		10			12	22	4	7	1	7	4	3	3	3	2	3	3	2	6	4	6
	,,	F.	11				2			1	4			4			3	7		1			5			3			1	1	1		
118	Other diseases of the stomach	M.	7	1			1			1	1	2		1			2	4	1			2					1	1	1	1			1
	,,	F.	2								1			1				2										2					
119	Diarrhœa and enteritis (under 2 years of age)	M.	33	33													33					2	4	4	4	4	2	2	1	4	1	3	2
	Ditto	F.	25	25													25					2	1	2	1	2	1		1	3	2	4	6
	(a) Diarrhœa and enteritis	M.	32	32													32					2	4	4	3	4	2	2	1	4	1	3	2
	,,	F.	25	25													25					2	1	2	1	2	1		1	3	2	4	6
	(b) "Ulceration of the intestines	M.	1	1													1								1								
120	Diarrhœa and enteritis (2 years of age and over)	M.	9	1						2	1	3		2			5	2	1	1		1	1	1	1	3		2					
	Ditto	F.	6	3								1		2			5		1				1	2					1		1		1
	(a) Diarrhœa and enteritis	M.	4	1								2		1			2		1	1			1			1		2					
	,,	F.	5	3								1		1			4		1				1	1					1		1		1
	(b) "Ulceration of the intestines	M.	5							2	1	1		1			3	2				1		1	1	2							
	,,	F.	1											1			1							1									
121	Appendicitis	M.	27	7	1		1	2		1	8	3		3	1		12	7	1	6	1	1	5	2	2	3	1	3	3	1	4	1	1
	,,	F.	11	1	1		1		2	2	3			1			7	3	1			1	1			1	1	1			1	3	2
122	Hernia, intestinal obstruction	M.	48	3	2		4	8			1	12	8	10			17	16	3	11	1	6	6	7	1	3	4	1	6	3	1	6	4
	,,	F.	52		1		2	4		2	5	10	11	17			23	21	2	6		7	2	1	5	6	7	9	3	5	5	1	1
	(a) "Hernia	M.	18				1	5				5	1	6			5	8	3	2		4	3	3		2	1		2			3	
	,,	F.	19				1	2			2	3	4	7			6	10	1	2		2		1	2	2	3	3	1	2	3		
	(b) Intestinal obstruction	M.	30	3	2		3	3			1	7	7	4			12	8		9	1	2	3	4	1	1	3	1	4	3	1	3	4
	,,	F.	33		1		1	2		2	3	7	7	10			17	11	1	4		5	2		3	4	4	6	2	3	2	1	1

123	Other diseases of the intestines M.	13				1	1		1		2	3		5		4	6	1	2		3	1	1			2		1		2		3
	,, F.	9	1	1	1						3	2		1		3	4		2		2	1		2			1				1	2
124	Cirrhosis of the liver M.	50				4	5			2	15	13		10	1	20	17	3	10		4	3	5	6	3	6	1	3	3	4	6	6
	,, F.	26				3				2	7	6		8		9	13	1	3			1	1	1	2	1	4	3	1	4	1	7
	(a) With mention of alcoholism M.	3				1					2						2		1													3
	,, F.	2												2		1	1													1		1
	(b) Without mention of alcoholism M.	47				3	5			2	13	13		10	1	20	15	3	9		4	3	5	6	3	6	1	3	3	4	6	3
	Ditto F.	24				3				2	7	6		6		8	12	1	3			1	1	1	2	1	4	3	1	3	1	6
125	Other diseases of the liver M.	12				1				1	5	3		1	1	7	4		1		1	2		1	3	1	1			1	1	1
	,, F.	7								1	2	1		3		2	3	1	1				1		2	1		1				2
	(a) Acute yellow atrophy M.	7				1					3	2			1	3	3		1			1			2	1	1			1		1
	,, F.	4									2			2		1	2	1					1		2							1
	(b) Others under this title M.	5								1	2	1		1		4	1				1	1		1	1						1	
	,, F.	3								1		1		1		1	1		1							1		1				1
126	Biliary calculi M.	12	1				1			2	2	3		3		5	4		3		2	1			1	1	2	1		1	1	2
	,, F.	14				1					6	3		4		6	6	1	1		1	1	2		1	1	1	1	2	1	2	1
127	Other diseases of the gall-bladder and bile-ducts M.	2										1		1			1		1			1									1	
	Ditto F.	4					1				1	1		1		1	1	1	1					1	1	1		1				
128	Diseases of the pancreas M.	5	2				1					1		1		4	1							2	3							
	,, F.	3	1								1			1		2	1												1	1		1
129	Peritonitis without stated cause M.	6					3				1	1		1		2	4					1					1		4			
	,, F.	4	1		1							1		1		2	2				1	1	1							1		
	Class X. Diseases of the urinary and genital systems Total	510	6	5	11	14	54		4	19	86	172		132	7	173	220	28	88	1	53	41	56	39	38	36	37	26	44	49	46	45
	Ditto M.	350	3	2	8	14	48		1	8	46	139		75	6	118	149	16	66	1	33	30	39	26	24	20	26	16	29	37	34	36
	,, F.	160	3	3	3		6		3	11	40	33		57	1	55	71	12	22		20	11	17	13	14	16	11	10	15	12	12	9
130	Acute nephritis M.	4		1	1						2					2	2					1					2					1
	,, F.	2	1											1		2									1		1					
131	Chronic nephritis M.	222	1	1	6	11	36		1	5	33	82		40	6	71	93	11	46	1	19	20	28	14	15	14	10	10	16	23	27	26
	,, F.	120		3	2		5		1	6	34	25		44		39	54	9	18		17	10	12	13	7	14	7	7	10	10	8	5
132	Nephritis unspecified (10 years and over) M.	7								1	2	2		2		1	4	1	1		1		1	1	1		1		1	1		
	Ditto F.	8								1	1	2		4		2	5	1			1					1		1	3			2
133	Other diseases of the kidneys and ureters M.	16	2		1		2			1	2	3		5		7	5		4		2	3	1	2	1	1		2	2			2
	Ditto F.	15	2		1		1		2		4	4			1	7	7		1		1	1	1		2		2	1	1	1	4	1
134	Calculi of the urinary passages M.	11				1				1	4	3		2		3	5		3		3	1						2		1	1	3
	,, F.	3										1		2		1	1		1								1	1		1		
135	Diseases of the urinary bladder M.	2					1							1		2					1		1									
	,, F.	2												2		1	1				1								1			
136	Diseases of the urethra, urinary abscess, etc. M.	3				1						1		1			3								1	1			1			
	(a) Stricture of the urethra M.	2										1		1			2									1			1			
	(b) Others under this title M.	1				1											1								1							
137	Diseases of the prostate M.	84				1	9				3	48		23		32	36	4	12		7	4	8	9	6	4	13	2	9	12	6	4
138	Diseases of the male genital organs (non-venereal) M.	1												1			1					1										
139	Diseases of the female genital organs (non-venereal) F.	10								4	1	1		4		3	3	2	2				4		4	1						1
	(a) Ovaries, Fallopian tubes, and parametria F.	3								1				2		1	1	1							3							
	(b) Uterus F.	6								3	1			2		2	2		2				4		1							1
	(c) Others under this title F.	1										1						1								1						
	Class XI. Diseases of pregnancy, childbirth, and the puerperal state Total	32		1	2				5	23	1					25	5	2			3	3	4	4	3	1	3	2	2	1	4	2

4

TABLE 25.—CAUSES OF DEATH BY SEX, MARITAL STATUS, BIRTHPLACE, AND MONTH OF DEATH IN BRITISH COLUMBIA, 1947—*Continued.*

Int. List No.	CAUSES OF DEATH.	TOTAL.	MARITAL STATUS.												BIRTHPLACE.					MONTHS.											
			Under 15 Yrs.	Single.					Married.					Widowed.	Not stated.	Canada.	British.	Foreign.		Not stated.	January.	February.	March.	April.	May.	June.	July.	August.	September.	October.	November.	December.
				15–24 Yrs.	25–44 Yrs.	45–64 Yrs.	65 Yrs. and over.	Age not stated.	15–24 Yrs.	25–44 Yrs.	45–64 Yrs.	65 Yrs. and over.	Age not stated.					United States.	Other.													
140	Abortion with mention of infection																														
	F.	3			2					1						3								1				1		1	
	(b) Spontaneous, therapeutic, or of unspecified origin with mention of other infection F.	2			1					1						2												1		1	
	(c) Self-induced F.	1			1											1								1							
142	Ectopic gestation F.	2		1						1						2									1					1	
	(b) Without mention of infection F.	2		1						1						2									1					1	
144	Toxæmias of pregnancy—death prior to delivery F.	4								4						2	2							1				1	1		1
	(a) Eclampsia of pregnancy F.	2								2						2								1							1
	(d) Others under this title F.	2								2							2											1	1		
145	Other diseases and accidents of pregnancy—death prior to delivery F.	2							1	1						1		1					1			1					
	(a) With mention of infection F.	2							1	1						1		1					1			1					
146	Hæmorrhage of childbirth and the puerperium F.	5							1	3	1					5					1	1			2						1
	(a) Placenta prævia F.	1								1						1									1						
	(b) Premature separation of placenta F.	1									1					1						1									
	(c) Others under this title F.	3							1	2						3					1				1						1
147	Infection during childbirth and the puerperium F.	6							1	5						4	2				1	1	1	1			1	1			
	(c) Puerperal thrombophlebitis F.	2							1	1							2				1						1				
	(d) Puerperal embolism and sudden death F.	4								4						4						1	1	1				1			
148	Puerperal toxæmias—following delivery F.	5							1	4						3	1	1			1		2	1	1						
	(a) Puerperal eclampsia F.	3							1	2						2		1			1		1		1						
	(b) Puerperal albuminuria and nephritis F.	1								1							1						1								
	(d) Others under this title F.	1								1						1								1							
149	Other accidents of childbirth F.	3							1	2						3										1				2	
	(a) Laceration, rupture, or other trauma of pelvic organs and tissues F.	1								1						1														1	
	(b) Other conditions of childbirth F.	2							1	1						2										1				1	
150	Other and unspecified conditions of childbirth and the puerperal state F.	2								2						2						1					1				
	(c) Others under this title F.	2								2						2						1					1				
	Class XII. Diseases of the skin and cellular tissue Total	12	4		1	1						2		4		9	2		1		2		1	1	1	1	2	2	1		
	Ditto M.	5	2			1						1		1		3	1		1					1	1	1	1	1			
	,, F.	7	2		1							1		3		6	1				2				1		1	1	1	1	

152	Phlegmon and acute abscesses ..... M.	1				1												1								1							
153	Other diseases of the skin and cellular tissue ..... M.	4	2									1		1		3			1					1			1		1	1			
	Ditto ..... F.	7	2		1							1		3		6	1				2				1			1	1	1	1		
	Class XIII. Diseases of the bones and organs of movement ..... Total	8	1	1						2	1	2		1		5	3					2	1	2	1			1			1		
	Ditto ..... M.	5	1							2	1	1				4	1					2	1					1			1		
	„ ..... F.	3		1								1		1		1	2							2	1								
155	Other diseases of the bones (tuberculosis excepted) ..... M.	3	1								1	1				2	1					1	1					1					
	Ditto ..... F.	2										1		1			2							1	1								
156	Diseases of the joints and other organs of movement ..... M.	2								2						2						1									1		
	Ditto ..... F.	1		1												1								1									
	(a) Diseases of the joints (tuberculosis and rheumatism excepted) ..... M.	2								2						2						1									1		
	(b) Others under this title ..... F.	1		1												1								1									
	Class XIV. Congenital malformations ..... Total	140	129	5	1					3	1			1		138	1	1			10	13	13	10	16	11	4	16	17	10	10	10	
	Ditto ..... M.	62	57	4						1						61		1			1	6	6	2	11	5		5	10	5	5	6	
	„ ..... F.	78	72	1	1					2	1			1		77	1				9	7	7	8	5	6	4	11	7	5	5	4	
157	Congenital malformations ..... M.	62	57	4						1						61		1			1	6	6	2	11	5		5	10	5	5	6	
	„ ..... F.	78	72	1	1					2	1			1		77	1				9	7	7	8	5	6	4	11	7	5	5	4	
	(a) Congenital hydrocephalus ..... M.	3	3													3												1			2		
	„ ..... F.	11	11													11						2	1	3	1			2	1				1
	(b) Spina bifida and meningocele ..... M.	5	5													5									2				1		1	1	
	Ditto ..... F.	5	5													5					1		1		1			1					1
	(c) Anencephalus ..... M.	2	2													2							1						1				
	„ ..... F.	3	3													3					1								1	1			
	(d) Congenital malformations of the heart ..... M.	30	30													29		1					3	2	7	3		1	6	4	1	3	
	Ditto ..... F.	28	26	1	1											28					2	2	2	1	2	2	3	5	1	2	5	1	
	(e) Others under this title ..... M.	22	17	4						1						22					1	6	2		2	2		3	2	1	1	2	
	„ ..... F.	31	27							2	1			1		30	1				5	3	3	4	1	4	1	3	4	2		1	
	Class XV. Diseases peculiar to the first year of life ..... Total	479	479													474		4		1	47	30	46	41	41	49	42	35	38	34	45	31	
	Ditto ..... M.	291	291													288		2		1	22	20	26	19	31	33	29	23	22	20	28	18	
	„ ..... F.	188	188													186		2			25	10	20	22	10	16	13	12	16	14	17	13	
158	Congenital debility ..... M.	15	15													15					2	2	2	1	2	2	1	1	1			1	
	„ ..... F.	10	10													10					3		1	2	1	1		1		1			
159	Premature birth ..... M.	176	176													175		1			14	14	17	12	20	20	15	13	11	10	18	12	
	„ ..... F.	124	124													122		2			17	8	13	16	9	10	9	5	10	9	10	8	
160	Injury at birth ..... M.	54	54													53		1			4	2	5	6	5	7	3	2	6	5	6	3	
	„ ..... F.	31	31													31					4	2	5	2		4	2	1	3	2	5	1	
	(a) Intracranial or spinal hæmorrhage ..... M.	24	24													23		1			1		3	3	2	6	1			4	2	2	
	Ditto ..... F.	17	17													17					1	1	2	2		4	1		2	2	2		
	(b) Other intracranial or spinal injuries ..... M.	3	3													3					1								2				
	(c) Others under this title ..... M.	27	27													27					2	2	2	3	3	1	2	2	4	1	4	1	
	„ ..... F.	14	14													14					3	1	3				1	1	1		3	1	

TABLE 25.—CAUSES OF DEATH BY SEX, MARITAL STATUS, BIRTHPLACE, AND MONTH OF DEATH IN BRITISH COLUMBIA, 1947—*Continued.*

Int. List No.	CAUSES OF DEATH.	TOTAL.	MARITAL STATUS.												BIRTHPLACE.					MONTHS.											
			Under 15 Yrs.	Single.					Married.					Widowed.	Not stated.	Canada.	British.	Foreign.		Not stated.	January.	February.	March.	April.	May.	June.	July.	August.	September.	October.	November.	December.
				15–24 Yrs.	25–44 Yrs.	45–64 Yrs.	65 Yrs. and over.	Age not stated.	15–24 Yrs.	25–44 Yrs.	45–64 Yrs.	65 Yrs. and over.	Age not stated.					United States.	Other.													
161	Other diseases peculiar to the first year of life ..... M.	46	46													45				1	2	2	2		4	4	10	7	4	5	4	2
	Ditto ..... F.	23	23													23					1		1	2		1	2	5	3	2	2	4
	(a) Asphyxia (unspecified), atelectasis ..... M.	26	26													26					1	1	2		2	3	3	6	2	3	2	1
	Ditto ..... F.	14	14													14										1	1	4	3	1	2	2
	(b) Infection of the umbilicus, pemphigus, and other infections M.	1	1													1					1											
	(c) Other specified diseases peculiar to the first year of life ..... M.	19	19													18				1		1			2	1	7	1	2	2	2	1
	Ditto ..... F.	9	9													9					1		1	2			1	1		1		2
	Class XVI. Senility ..... Total	162				1	33					45		81	2	63	66	11	20	2	19	14	17	13	15	10	6	16	16	10	9	17
	,, ... M.	83					25					31		25	2	23	41	9	9	1	12	5	5	5	9	5	4	8	10	6	2	12
	,, ... F.	79				1	8					14		56		40	25	2	11	1	7	9	12	8	6	5	2	8	6	4	7	5
162	Senility ..... M.	83					25					31		25	2	23	41	9	9	1	12	5	5	5	9	5	4	8	10	6	2	12
	,, ... F.	79				1	8					14		56		40	25	2	11	1	7	9	12	8	6	5	2	8	6	4	7	5
	(a) With dementia ..... M.	50					15					19		15	1	11	27	7	4	1	10	3	3	1	6	2	1	6	6	4	1	7
	,, ... F.	30					3					5		22		12	13	2	3		2	5		3	3		1	5	4	1	4	2
	(b) Without dementia ..... M.	33					10					12		10	1	12	14	2	5		2	2	2	4	3	3	3	2	4	2	1	5
	,, ... F.	49				1	5					9		34		28	12		8	1	5	4	12	5	3	5	1	3	2	3	3	3
	Class XVII. Violent or accidental deaths ..... Total	1021	150	102	71	64	56	2	21	152	148	89	1	140	25	602	206	39	149	25	60	63	56	91	96	87	87	82	91	124	93	91
	Ditto ..... M.	781	100	92	67	61	43	2	13	121	120	75	1	62	24	460	142	23	134	22	46	46	45	69	79	66	68	66	70	95	67	64
	,, ... F.	240	50	10	4	3	13		8	31	28	14		78	1	142	64	16	15	3	14	17	11	22	17	21	19	16	21	29	26	27
163, 164	Suicides ..... M.	107		13	10	11	9	1	1	11	21	14		10	6	50	25	2	25	5	6	4	4	11	10	13	14	8	9	8	9	11
	,, ... F.	34		2	2	1	1		2	13	11			2		20	8	5	1			4		4	3	4	2	2	2	7	2	4
163	Suicide by poisoning ..... M.	21		2	1	4	1	1		2	4	3		2	1	9	7		4	1		1	2	2	1	2	3	1	1	1	4	3
	,, ... F.	15		1	1				2	7	2			2		12	1	2				3		2	2	1	1	1		4	1	
	(a) By corrosive substances, solid and liquid poisonings ..... M.	5		1	1					1	2					4	1					1	1			1			1			1
	Ditto ..... F.	6		1	1				1	1	1			1		5		1				1		2	1			1		1		
	(b) By poisonous gas ..... M.	16		1		4	1	1		1	2	3		2	1	5	6		4	1			1	2	1	1	3	1		1	4	2
	,, ... F.	9							1	6	1			1		7	1	1				2			1	1	1			3	1	
164	Suicide by other means ..... M.	86		11	9	7	8		1	9	17	11		8	5	41	18	2	21	4	6	3	2	9	9	11	11	7	8	7	5	8
	,, ... F.	19		1	1	1	1			6	9					8	7	3	1			1		2	1	3	1	1	2	3	1	4
	(a) By hanging or strangulation ..... M.	16		1	2	1	1				5	2		2	2	4	3		7	2	1	1		3	1	2	4	1		1	1	1
	Ditto ..... F.	8			1					3	4					4	3	1				1			1	1	1		1	1		2
	(b) By drowning ..... M.	9		1						1	5	1		1		3	3		3		1			2			1	1	1		1	2
	,, ... F.	4					1			2	1					3			1									1		1		1
	(c) By firearms or explosives M.	35		4	4	5	5		1	6	3	3		3	1	19	5	2	8	1	1	2	1	2	6	5	2	4	4	3	3	2
	,, ... F.	3								1	2						1	2						1					1	1		

	(d) By cutting or piercing instruments ......M.	12		2		1	2			1	2	2		1	1	8	2		1	1	2			1		4	1	1	2			1
	(e) By jumping from high places ......M.	12		3	3						2	3		1		6	5		1		1		1	1	2		2		1	2		2
	Ditto ......F.	4		1		1					2					1	3									2					1	1
	(f) By crushing ......M.	2								1					1	1			1								1			1		
166–168	Homicides ......M.	19	3	2		2			1	3	7	1				9	2	3	5		1	4		1	2	1		2	2	3	3	
	” ......F.	6	2						1	1	1			1		5	1						1			2	1	1		1		
166	Homicide by firearms ......M.	7		1					1	2	3					3	2	2				2			2			2		1		
	” ......F.	2							1		1					1	1						1					1				
167	Homicide by cutting or piercing instruments ......M.	4	1	1		1					1					3		1						1					2	1		
	Ditto ......F.	1	1													1										1						
168	Homicide by other or unspecified means ......M.	8	2			1				1	3	1				3			5		1	2				1				1	3	
	Ditto ......F.	3	1							1				1		3										1	1			1		
169–195	Accidental deaths ......M.	653	97	76	57	48	34	1	11	106	92	60	1	52	18	399	115	18	104	17	39	38	41	57	67	52	54	56	59	82	55	53
	” ......F.	200	48	8	2	2	12		5	17	16	14		75	1	117	55	11	14	3	14	13	10	18	14	15	16	13	19	21	24	23
169	Railway accidents (excluding motor-vehicles) ......M.	21		4	2	2				2	6	1		2	2	12	5	1	2	1	2			1	3		3	2	3	1	3	3
170	Motor-vehicle accidents ......M.	167	19	30	18	6	11		2	29	29	16		7		104	32	6	24	1	12	8	9	10	14	13	15	22	11	21	15	17
	” ......F.	37	12	5		2	1			5	2	3		7		26	7	2	2			1	3	5	3	2	2	2	3	4	6	6
	(a) Collisions with trains ......M.	7		1	1					2	1	2				2	2	2	1					3		2			1	1		
	” ......F.	1								1							1								1							
	(b) Collisions with street-cars ......M.	4								2		2				2	2				1						1	1		1		
	” ......F.	1									1					1																1
	(c) Automobile accidents (excluding trains or street-cars) ......M.	151	19	28	17	6	11		2	22	27	12		7		96	27	4	23	1	11	7	9	7	13	11	13	21	10	18	14	17
	Ditto ......F.	35	12	5		2	1			4	1	3		7		25	6	2	2			1	3	5	2	2	2	2	3	4	6	5
	(d) Motor-cycle accidents (excluding automobiles) ......M.	5		1						3	1					4	1					1			1		1			1	1	
171	Street-car and other road transport accidents ......M.	10					1				1	3		4	1	3	3		3	1	1		1	1	1		1		3		1	1
	Ditto ......F.	5		1						1				3		4			1		1						2	2				
	(a) Street-car accidents (excluding trains and motor-vehicles) ......M.	7									1	2		3	1	2	1		3	1	1		1				1		2		1	1
	Ditto ......F.	4								1				3		3			1		1						2	1				
	(b) Others under this title ......M.	3					1					1		1		1	2							1	1				1			
	” ......F.	1		1												1												1				
172	Water transport accidents ......M.	32	2	8	6	4				6	2	1		1	2	22	4		5	1	2		2	2	6	1	2		6	10	1	
	” ......F.	5							3	1				1		4		1			1								1	3		
173	Air transport accidents ......M.	7		1					2	4						6		1							2	2		1			1	1
	” ......F.	1		1												1															1	
174	Accidents in mines and quarries ......M.	13		3					1	4	4				1	7	2		2	2	1	1			3	1	1	3	1	1	1	
175	Agricultural and forestry accidents ......M.	67		12	9	8	2			17	11	3		2	3	39	4	2	20	2		5	6	6	7	8	4	6	9	6	4	6
	(a) Accidents involving agricultural machinery and vehicles ......M.	3									2				1	2			1			2								1		
	(b) Injury by animals, in agriculture ......M.	3				2						1				1			2						2	1						
	(c) Other agricultural accidents ......M.	3			1	1				1							1		2						1							2
	(d) Accidents involving forestry machinery and vehicles ......M.	9		2	2					1	2	1		1		8	1					1	1	1		2	1	1		2		
	(e) Other forestry accidents ......M.	49		10	6	5	2			15	7	1		1	2	28	2	2	15	2		2	5	5	4	5	3	5	9	3	4	4
176	Other accidents involving machinery ......M.	21	1	2	4	1			1	9	2	1				16	2	1	2		1	1	3	2	2		2	2		5	1	2
177	Food poisoning ......M.	2				1	1										2											2				

TABLE 25.—CAUSES OF DEATH BY SEX, MARITAL STATUS, BIRTHPLACE, AND MONTH OF DEATH IN BRITISH COLUMBIA, 1947—*Continued.*

Int. List No.	CAUSES OF DEATH.	TOTAL.	MARITAL STATUS.												BIRTHPLACE.					MONTHS.											
			Under 15 Yrs.	Single.					Married.					Widowed.	Not stated.	Canada.	British.	Foreign.		Not stated.	January.	February.	March.	April.	May.	June.	July.	August.	September.	October.	November.	December.
				15–24 Yrs.	25–44 Yrs.	45–64 Yrs.	65 Yrs. and over.	Age not stated.	15–24 Yrs.	25–44 Yrs.	45–64 Yrs.	65 Yrs. and over.	Age not stated.					United States.	Other.													
	Accidental deaths—*Continued.*																														
178	Accidental absorption of poisonous gas ..... M.	20				4	3		1	1	7			3	1	6	6	2	5	1	1			3	2				2	3	5	4
	Ditto ..... F.	3									1			2		2			1										1			
	(a) Coal and illuminating gas.. M.	16				4	3			1	4			3	1	5	4	2	4	1				3	2				1	2	4	4
	" ..... F.	2												2		1			1					1					1			
	(b) Motor-vehicle exhaust gas.... M.	2							1		1						1		1											1	1	
	" ..... F.	1									1					1								1								
	(c) Other carbon-monoxide gas ..... M.	2									2					1	1				1								1			
179	Acute accidental poisoning by solids or liquids ..... M.	9	1		2	1				1		1		2	1	8	1						1	1	1	3		1		2		
	Ditto ..... F.	5	1						2	1	1					4				1			1	1		1	1				1	
180	Conflagration ..... M.	23	9	1			1	1			1	6		2	2	11	2		7	3	1	1	1	4	1	1		1	2	3	6	2
	" ..... F.	9	6				1							1	1	7		1		1	2	1		1					2	1	1	1
181	Accidental burns (conflagration excepted) ..... M.	8	4			1				1	1	1				5	3				3			1	1	1		1			1	
	Ditto ..... F.	8	6							1		1				6	2					1		1		1	1	1			2	1
182	Accidental mechanical suffocation.. M.	10	9		1											9	1						2				1	1	2	2		2
	" ..... F.	5	4		1											4				1				1		2				2		
183	Accidental drowning ..... M.	81	26	7	9	8	2			9	7	3		9	1	57	10	2	9	3	2	8	7	10	9	8	10	6	4	10	5	2
	" ..... F.	21	11	1			1			4	2			2		16	2	2	1		1			2	3	1	6	3	1	2		2
184	Accidental injury by firearms..... M.	16	6	3					1	6						16					1	1		4	2	1			2	4		1
185	Accidental injury by cutting or piercing instruments ..... M.	2	1						1							2					1											1
186	Accidental injury by fall or crushing ..... M.	101	4	3	5	9	12		1	9	19	19		17	3	45	31	3	20	2	7	7	8	7	9	9	11	6	13	11	8	5
	Ditto ..... F.	85	1				7			3	8	9		57		28	44	5	8		7	9	6	6	6	6	1	4	8	10	11	11
	(a) Accidental injury by fall.... M.	89	4	3	3	7	11		1	7	17	18		16	2	38	29	3	17	2	6	7	8	5	8	6	10	6	11	10	7	5
	" ..... F.	85	1				7			3	8	9		57		28	44	5	8		7	9	6	6	6	6	1	4	8	10	11	11
	(b) Accidental injury by crushing ..... M.	12			2	2	1			2	2	1		1	1	7	2		3		1			2	1	3	1		2	1	1	
188	*Injury by animals*..... M.	2	1		1											2								1		1						
190	Excessive cold ..... M.	2		1						1						2					1										1	
	" ..... F.	1									1					1						1										
193	Accidents due to electric currents ..... M.	2								1	1					1	1											1			1	
195	Other accidents ..... M.	37	14	1		3	1		1	6	1	5	1	3	1	26	6		5		3	6	1	4	4	3	4	1	1	3	1	6
	" ..... F.	15	7		1		2			1	1	1		2		14			1		2				1	4	1	1	3	1		2
	(c) Lack of care of the new-born ..... M.	2	2													2									1	1						
	(d) Obstruction, suffocation, or puncture by ingested objects ..... M.	13	11			1				1						12	1				1	4		2			1		1	1	1	2
	Ditto ..... F.	7	6		1											7					1					1		1	3	1		

	(e) Other and unspecified objects	M.	22	1	1	.....	2	1	.....	1	5	1	5	1	3	1	12	5	.....	5	.....	2	2	1	2	3	2	3	1	.....	2	.....	4
	Ditto	F.	8	1	.....	.....	2	.....	.....	1	1	1	.....	2	.....	7	.....	.....	1	.....	1	.....	.....	.....	1	3	1	.....	.....	.....	.....	.....	2
196–198	Operations of war and legal executions	M.	2	.....	1	.....	.....	.....	.....	.....	1	.....	.....	.....	.....	.....	2	.....	.....	.....	.....	.....	.....	.....	.....	.....	.....	.....	.....	.....	2	.....	.....
198	Legal executions	M.	2	.....	1	.....	.....	.....	.....	.....	1	.....	.....	.....	.....	.....	2	.....	.....	.....	.....	.....	.....	.....	.....	.....	.....	.....	.....	.....	2	.....	.....
	Class XVIII. Ill-defined and unknown causes of death	Total	93	39	3	3	2	2	.....	7	6	13	.....	18	.....	71	9	2	11	.....	6	11	8	11	3	6	8	7	11	8	6	8
	Ditto	M.	52	20	2	3	1	2	.....	4	4	7	.....	9	.....	37	6	2	7	.....	3	4	4	4	2	4	4	5	10	5	3	4
	,,	F.	41	19	1	.....	1	.....	.....	3	2	6	.....	9	.....	34	3	.....	4	.....	3	7	4	7	1	2	4	2	1	3	3	4
200	Ill-defined or unknown causes	M.	52	20	2	3	1	2	.....	4	4	7	.....	9	.....	37	6	2	7	.....	3	4	4	4	2	4	4	5	10	5	3	4
	,,	F.	41	19	1	.....	1	.....	.....	3	2	6	.....	9	.....	34	3	.....	4	.....	3	7	4	7	1	2	4	2	1	3	3	4
	(a) Ill-defined	M.	22	2	1	1	.....	2	.....	2	3	6	.....	5	.....	14	4	1	3	.....	.....	1	2	2	.....	2	2	2	4	3	2	2
	,,	F.	11	2	1	.....	.....	.....	.....	.....	1	4	.....	3	.....	9	1	.....	1	.....	1	2	1	1	.....	1	1	.....	.....	1	2	1
	(b) Found dead	M.	3	.....	.....	.....	.....	.....	.....	1	1	.....	.....	1	.....	.....	1	.....	2	.....	.....	.....	.....	.....	1	1	.....	1	.....	.....	.....	.....
	,,	F.	1	.....	.....	.....	1	.....	.....	.....	.....	.....	.....	.....	.....	1	.....	.....	.....	.....	.....	.....	.....	.....	.....	1	.....	.....	.....	.....	.....	.....
	(c) Unknown or unspecified cause	M.	27	18	1	2	1	.....	.....	1	.....	1	.....	3	.....	23	1	1	2	.....	3	3	2	2	2	1	1	3	5	2	1	2
	Ditto	F.	29	17	.....	.....	.....	.....	.....	3	1	2	.....	6	.....	24	2	.....	3	.....	2	5	3	6	1	1	2	2	1	2	1	3

CLASSIFICATION OF ACCIDENTAL DEATHS ACCORDING TO THE NATURE OF INJURY.

(These accidental deaths are classified above according to circumstances involving the accident, under rubrics 169 to 176, 178, 180, 181, 182, 183, 185, 186, 187, and 193.)

.....	Accidental absorption of poisonous gas	M.	33	4	.....	.....	5	4	.....	2	2	7	4	.....	3	2	13	7	2	9	2	1	.....	1	4	2	.....	1	2	2	5	10	5
	Ditto	F.	5	1	.....	.....	.....	1	.....	.....	.....	1	.....	.....	2	.....	4	.....	.....	1	.....	.....	.....	.....	3	.....	.....	.....	.....	2	.....	.....	.....
.....	Accidental burns	M.	30	9	2	2	1	.....	1	.....	3	4	3	.....	4	1	17	5	1	5	2	5	1	1	5	4	2	1	1	4	3	2	1
	,,	F.	16	11	.....	.....	.....	.....	.....	.....	1	.....	1	.....	2	1	12	2	1	.....	1	2	2	.....	1	.....	1	1	1	1	2	3	2
.....	Accidental mechanical suffocation	M.	12	9	.....	1	.....	.....	.....	.....	.....	1	.....	.....	.....	1	10	2	.....	.....	.....	.....	1	2	.....	1	.....	1	1	2	2	.....	2
	,,	F.	5	4	.....	1	.....	.....	.....	.....	.....	.....	.....	.....	.....	.....	4	.....	.....	.....	1	.....	.....	.....	.....	1	.....	2	.....	.....	.....	2	.....
.....	Accidental drowning	M.	116	28	19	14	10	2	.....	2	13	10	4	.....	11	3	82	15	2	13	4	3	8	10	11	14	10	13	6	11	21	6	3
	,,	F.	28	11	2	.....	.....	1	.....	3	5	2	.....	.....	4	.....	21	3	3	1	.....	2	.....	1	2	3	1	6	3	2	5	.....	3
.....	Accidental injury by cutting or piercing instruments	M.	11	1	1	1	.....	.....	.....	3	4	.....	1	.....	.....	.....	10	1	.....	.....	.....	1	.....	.....	.....	1	.....	.....	1	1	5	1	1
.....	Accidental injury by fall	M.	104	4	4	6	8	11	.....	2	9	21	19	.....	16	4	48	30	3	20	3	7	10	9	5	11	7	11	7	11	11	8	7
	,,	F.	88	1	1	.....	.....	7	.....	.....	3	8	9	.....	59	.....	29	45	5	9	.....	7	9	7	6	6	6	1	6	8	10	11	11
.....	Accidental injury by crushing	M.	269	20	44	28	19	15	.....	57	45	23	.....	13	5	157	45	10	51	6	16	11	16	22	25	25	23	33	25	23	24	26
	,,	F.	37	12	5	.....	2	1	.....	6	2	3	.....	6	.....	28	5	2	2	.....	1	1	1	5	3	2	4	2	3	3	7	5
.....	Accidents due to electric currents	M.	2	.....	.....	.....	.....	.....	.....	1	1	.....	.....	.....	.....	.....	1	1	.....	.....	.....	.....	.....	.....	.....	.....	.....	.....	1	.....	.....	1	.....

TABLE 26.—CAUSES OF DEATH BY SEX AND AGE, VANCOUVER, 1947.

TABLE 27.—CAUSES OF DEATH FOR EACH SEX BY MARITAL STATUS, BIRTHPLACE, AND MONTH OF DEATH, VANCOUVER, 1947.

TABLE 28.—CAUSES OF DEATH BY SEX AND AGE, VICTORIA, 1947.

TABLE 29.—CAUSES OF DEATH FOR EACH SEX BY MARITAL STATUS, BIRTHPLACE, AND MONTH OF DEATH, VICTORIA, 1947.

Detailed information under these headings may be secured on request, if reason is sufficiently urgent.

TABLE 30.—CAUSES OF DEATH BY SEX IN CENSUS DIVISIONS,

Int. List No.	CAUSES OF DEATH.	TOTAL.	Div. No. 1a.	Div. No. 1b.	Div. No. 1c.	Div. No. 2a.	Div. No. 2b.	Div. No. 2c.	Div. No. 3a.	Div. No. 3b.	Div. No. 3c.	Div. No. 4a.	Div. No. 4b.	Div. No. 5a.	Div. No. 5b.	Div. No. 5c.	Div. No. 5d.
	Deaths, all causes ..... Total	10613	40	108	66	48	191	243	343	167	60	1305	4662	1637	51	161	125
	" ..... M.	6626	32	71	45	35	116	164	226	110	38	822	2870	927	34	116	86
	" ..... F.	3987	8	37	21	13	75	79	117	57	22	483	1792	710	17	45	39
	Class I. Infectious and parasitic diseases ..... Total	754	1	7	4	.....	11	17	23	10	6	76	267	62	3	9	8
	Ditto ..... M.	486	1	6	3	.....	9	13	16	8	4	51	194	39	1	4	7
	" ..... F.	268	.....	1	1	.....	2	4	7	2	2	25	73	23	2	5	1
1	Typhoid fever ..... M.	1	.....	.....	.....	.....	.....	.....	.....	.....	.....	1	.....	.....	.....	.....	.....
	" ..... F.	2	.....	.....	.....	.....	.....	.....	.....	.....	.....	.....	1	.....	.....	.....	.....
2	Paratyphoid fever ..... M.	2	.....	.....	.....	.....	.....	.....	.....	.....	.....	.....	2	.....	.....	.....	.....
	" ..... F.	1	.....	.....	.....	.....	.....	.....	.....	.....	.....	.....	1	.....	.....	.....	.....
6	Cerebrospinal meningitis ..... M.	5	.....	.....	.....	.....	.....	1	.....	.....	.....	2	2	.....	.....	.....	.....
	" ..... F.	2	.....	.....	.....	.....	.....	.....	.....	.....	.....	1	.....	.....	1	.....	.....
8	Scarlet fever ..... F.	2	.....	.....	.....	.....	.....	.....	.....	.....	.....	.....	1	.....	.....	.....	.....
9	Whooping-cough ..... M.	9	1	.....	.....	.....	.....	.....	.....	.....	.....	2	.....	1	.....	.....	.....
	" ..... F.	8	.....	.....	.....	.....	.....	.....	.....	.....	.....	2	.....	.....	.....	.....	.....
10	Diphtheria ..... M.	1	.....	.....	.....	.....	.....	.....	.....	.....	.....	.....	.....	.....	.....	.....	.....
	" ..... F.	3	.....	.....	.....	.....	.....	.....	.....	.....	.....	1	.....	2	.....	.....	.....
12	Tetanus ..... M.	1	.....	.....	.....	.....	.....	.....	.....	.....	.....	1	.....	.....	.....	.....	.....
13–	Tuberculosis ..... M.	332	.....	5	2	.....	6	12	12	7	2	32	144	27	.....	2	4
22	" ..... F.	204	.....	1	1	.....	1	3	5	2	2	17	56	17	.....	4	1
13	Tuberculosis of the respiratory system ..... M.	285	.....	4	2	.....	6	10	10	5	2	26	132	21	.....	1	4
	Ditto ..... F.	172	.....	1	1	.....	1	3	4	2	1	12	51	13	.....	4	1
	(a) With mention of occupational diseases of lungs ..... M.	19	.....	.....	1	.....	1	3	.....	.....	.....	1	11	.....	.....	.....	1
	(b) Without mention of occupational diseases of lungs ..... M.	244	.....	3	.....	.....	5	6	9	5	1	21	118	19	.....	1	2
	Ditto ..... F.	151	.....	1	1	.....	1	2	4	1	.....	12	50	12	.....	3	1
	(c) Unspecified site ..... M.	12	.....	.....	.....	.....	.....	1	1	.....	1	1	.....	1	.....	.....	.....
	" ..... F.	18	.....	.....	.....	.....	.....	1	.....	1	1	.....	.....	.....	.....	.....	.....
	(d) With mention of dementia præcox ..... M.	10	.....	1	1	.....	.....	.....	.....	.....	.....	3	3	1	.....	.....	1
	Ditto ..... F.	3	.....	.....	.....	.....	.....	.....	.....	.....	.....	.....	1	1	.....	1	.....
14	Tuberculosis of the meninges and central nervous system ..... M.	20	.....	.....	.....	.....	.....	.....	1	1	.....	2	2	4	.....	.....	.....
	Ditto ..... F.	16	.....	.....	.....	.....	.....	.....	.....	.....	.....	1	1	2	.....	.....	.....
15	Tuberculosis of the intestines and peritoneum ..... M.	2	.....	.....	.....	.....	.....	.....	.....	.....	.....	1	.....	.....	.....	.....	.....
	Ditto ..... F.	4	.....	.....	.....	.....	.....	.....	1	.....	.....	.....	1	.....	.....	.....	.....
16	Tuberculosis of the vertebral column..M.	9	.....	1	.....	.....	.....	.....	.....	.....	.....	1	3	1	.....	1	.....
	" ..... F.	2	.....	.....	.....	.....	.....	.....	.....	.....	1	1	.....	.....	.....	.....	.....
17	Tuberculosis of other bones and joints ..... M.	1	.....	.....	.....	.....	.....	.....	1	.....	.....	.....	.....	.....	.....	.....	.....
	Ditto ..... F.	1	.....	.....	.....	.....	.....	.....	.....	.....	.....	.....	.....	.....	.....	.....	.....
	(b) Joints ..... M.	1	.....	.....	.....	.....	.....	.....	1	.....	.....	.....	1	.....	.....	.....	.....
	" ..... F.	1	.....	.....	.....	.....	.....	.....	.....	.....	.....	.....	1	.....	.....	.....	.....
19	Tuberculosis of the lymphatic system (bronchial, mesenteric, mediastinal, and retroperitoneal glands excepted) ..... M.	1	.....	.....	.....	.....	.....	.....	.....	.....	.....	.....	1	.....	.....	.....	.....
	Ditto ..... F.	1	.....	.....	.....	.....	.....	.....	.....	.....	.....	.....	.....	1	.....	.....	.....
20	Tuberculosis of the genito-urinary system ..... M.	7	.....	.....	.....	.....	.....	2	.....	1	.....	.....	3	1	.....	.....	.....
	Ditto ..... F.	1	.....	.....	.....	.....	.....	.....	.....	.....	.....	.....	.....	1	.....	.....	.....
21	Tuberculosis of other organs ..... M.	2	.....	.....	.....	.....	.....	.....	.....	.....	.....	1	1	.....	.....	.....	.....
22	Disseminated tuberculosis ..... M.	5	.....	.....	.....	.....	.....	.....	.....	.....	.....	1	2	.....	.....	.....	.....
	" ..... F.	7	.....	.....	.....	.....	.....	.....	.....	.....	.....	3	2	.....	.....	.....	.....
	(a) Acute generalized miliary ..... M.	5	.....	.....	.....	.....	.....	.....	.....	.....	.....	1	2	.....	.....	.....	.....
	" ..... F.	6	.....	.....	.....	.....	.....	.....	.....	.....	.....	3	2	.....	.....	.....	.....
	(b) Other and unspecified generalized ..... F.	1	.....	.....	.....	.....	.....	.....	.....	.....	.....	.....	.....	.....	.....	.....	.....
24	Purulent infection and septicæmia .....M.	1	.....	.....	.....	.....	.....	.....	.....	.....	.....	1	.....	.....	.....	.....	.....
27	Dysentery ..... M.	6	.....	.....	.....	.....	.....	.....	.....	.....	.....	1	3	.....	.....	.....	.....
	" ..... F.	2	.....	.....	.....	.....	.....	.....	.....	.....	.....	.....	.....	2	.....	.....	.....
28	Malaria ..... M.	1	.....	.....	.....	.....	.....	.....	.....	.....	.....	.....	.....	.....	.....	.....	.....
30	Syphilis ..... M.	52	.....	.....	.....	.....	.....	.....	2	1	1	5	25	8	1	.....	1
	" ..... F.	15	.....	.....	.....	.....	.....	.....	.....	.....	.....	1	7	.....	.....	.....	.....
	(b) General paralysis of the insane ..M.	26	.....	.....	.....	.....	.....	.....	1	.....	.....	3	12	3	1	.....	1
	" ..... F.	1	.....	.....	.....	.....	.....	.....	.....	.....	.....	.....	1	.....	.....	.....	.....
	(c) Other syphilis of the central nervous system ..... M.	2	.....	.....	.....	.....	.....	.....	.....	.....	.....	1	1	.....	.....	.....	.....
	Ditto ..... F.	3	.....	.....	.....	.....	.....	.....	.....	.....	.....	.....	2	.....	.....	.....	.....
	(d) Others under this title ..... M.	24	.....	.....	.....	.....	.....	.....	1	1	1	1	12	5	.....	.....	.....
	" ..... F.	11	.....	.....	.....	.....	.....	.....	.....	.....	.....	1	4	.....	.....	.....	.....
32	Other diseases due to spirochætes .....M.	1	.....	.....	.....	.....	.....	.....	.....	.....	.....	.....	1	.....	.....	.....	.....
	" ..... F.	1	.....	.....	.....	.....	.....	.....	.....	.....	.....	.....	.....	.....	.....	.....	.....
33	Influenza ..... M.	33	.....	1	.....	.....	.....	.....	1	.....	.....	3	5	1	.....	1	.....
	" ..... F.	13	.....	.....	.....	.....	.....	1	1	.....	.....	.....	3	.....	1	.....	.....
	(a) With respiratory complications ..M.	13	.....	.....	.....	.....	.....	.....	1	.....	.....	1	3	.....	.....	.....	.....
	" ..... F.	4	.....	.....	.....	.....	.....	1	1	.....	.....	.....	.....	.....	.....	.....	.....

BY PLACE OF RESIDENCE, BRITISH COLUMBIA, 1947.

Div. No. 5e.	Div. No. 5f.	Div. No. 6a.	Div. No. 6b.	Div. No. 6c.	Div. No. 6d.	Div. No. 6e.	Div. No. 6f.	Div. No. 7a.	Div. No. 7b.	Div. No. 7c.	Div. No. 8a.	Div. No. 8b.	Div. No. 8c.	Div. No. 8d.	Div. No. 8e.	Div. No. 8f.	Div. No. 8g.	Div. No. 9a.	Div. No. 9b.	Div. No. 9c.	Div. No. 9d.	Div. No. 9e.	Div. No. 9f.	Div. No. 10a.	Div. No. 10b.	Div. No. 10c.	Div. No. 10d.	Int. List No.
31	61	19	90	242	10	30	48	47	21	57	95	21	17	52	112	45	32	9	17	28	**169**	**26**	**25**	6	9	24	63	
21	39	17	53	172	8	20	30	25	14	40	67	16	9	41	59	27	21	7	10	19	**120**	14	21	3	6	15	40	
10	22	2	37	70	2	10	18	22	7	17	28	5	8	11	53	18	11	2	7	9	**49**	12	4	3	3	9	23	
7	11	3	5	29	2	7	8	12	7	5	10	3	5	8	43	6	7	.....	4	8	23	9	5	2	3	7	11	
3	9	3	2	19	2	4	4	3	4	2	5	2	2	6	17	3	4	.....	3	4	8	4	5	2	2	3	5	
4	2	.....	3	10	.....	3	4	9	3	3	5	1	3	2	26	3	3	.....	1	4	15	5	.....	.....	1	4	6	
.....	.....	.....	.....	.....	.....	.....	.....	.....	.....	.....	.....	.....	.....	.....	.....	.....	.....	.....	.....	.....	.....	.....	.....	.....	.....	.....	.....	1
.....	.....	.....	.....	.....	.....	.....	.....	.....	.....	.....	.....	.....	.....	.....	.....	.....	.....	.....	.....	.....	1	.....	.....	.....	.....	.....	.....	
.....	.....	.....	.....	.....	.....	.....	.....	.....	.....	.....	.....	.....	.....	.....	.....	.....	.....	.....	.....	.....	.....	.....	.....	.....	.....	.....	.....	2
.....	.....	.....	.....	.....	.....	.....	.....	.....	.....	.....	.....	.....	.....	.....	.....	.....	.....	.....	.....	.....	.....	.....	.....	.....	.....	.....	.....	
.....	.....	.....	.....	.....	.....	.....	.....	.....	.....	.....	.....	.....	.....	.....	.....	.....	.....	.....	.....	.....	.....	.....	.....	.....	.....	.....	.....	6
.....	.....	.....	.....	.....	.....	.....	.....	.....	.....	.....	.....	.....	.....	.....	.....	.....	.....	.....	.....	.....	.....	.....	.....	.....	.....	.....	.....	
.....	.....	.....	.....	.....	.....	.....	.....	.....	.....	.....	.....	1	.....	.....	.....	.....	.....	.....	.....	.....	.....	.....	.....	.....	.....	.....	.....	8
.....	.....	.....	.....	.....	.....	.....	.....	.....	.....	.....	.....	.....	.....	.....	.....	.....	.....	.....	1	.....	1	2	.....	.....	.....	.....	1	9
.....	.....	.....	.....	.....	.....	.....	.....	.....	.....	.....	.....	.....	.....	.....	1	.....	.....	.....	.....	1	2	.....	.....	.....	.....	.....	2	
.....	.....	.....	.....	.....	.....	.....	.....	.....	.....	.....	.....	.....	.....	.....	.....	.....	.....	.....	.....	.....	1	.....	.....	.....	.....	.....	.....	10
.....	.....	.....	.....	.....	.....	.....	.....	.....	.....	.....	.....	.....	.....	.....	.....	.....	.....	.....	.....	.....	.....	.....	.....	.....	.....	.....	.....	
.....	.....	.....	.....	.....	.....	.....	.....	.....	.....	.....	.....	.....	.....	.....	.....	.....	.....	.....	.....	.....	.....	.....	.....	.....	.....	.....	.....	12
1	3	3	1	12	2	1	2	3	2	.....	1	1	1	5	8	1	4	.....	2	4	6	2	4	1	2	2	3	13–
4	2	.....	3	6	.....	3	2	8	2	3	4	.....	3	2	20	3	3	.....	.....	3	10	4	.....	.....	1	4	4	22
.....	2	3	1	8	2	1	1	3	2	.....	.....	1	1	5	6	.....	4	.....	2	4	4	2	4	.....	2	2	2	13
3	2	.....	1	6	.....	2	2	7	2	3	4	.....	3	1	17	3	3	.....	.....	2	8	2	.....	.....	1	3	3	
.....	.....	.....	.....	.....	.....	.....	.....	.....	.....	.....	.....	.....	.....	1	.....	.....	.....	.....	.....	.....	.....	.....	.....	.....	.....	.....	.....	13a
.....	2	3	1	8	1	1	1	3	1	.....	.....	1	1	4	4	.....	3	.....	2	4	4	2	3	.....	1	2	2	13b
3	2	.....	1	5	.....	1	2	6	1	1	4	.....	2	1	14	1	.....	.....	.....	2	8	2	.....	.....	1	3	3	
.....	.....	.....	.....	.....	1	.....	.....	.....	1	.....	.....	.....	.....	.....	2	.....	1	.....	.....	.....	.....	.....	1	.....	1	.....	.....	13c
.....	.....	.....	.....	1	.....	1	.....	1	1	2	.....	.....	1	.....	3	2	3	.....	.....	.....	.....	.....	.....	.....	.....	.....	.....	
.....	.....	.....	.....	.....	.....	.....	.....	.....	.....	.....	.....	.....	.....	.....	.....	.....	.....	.....	.....	.....	.....	.....	.....	.....	.....	.....	.....	13d
.....	.....	.....	.....	.....	.....	.....	.....	.....	.....	.....	.....	.....	.....	.....	.....	.....	.....	.....	.....	.....	.....	.....	.....	.....	.....	.....	.....	
.....	.....	.....	.....	4	.....	.....	1	.....	.....	.....	.....	.....	.....	.....	1	1	.....	.....	.....	.....	2	.....	.....	1	.....	.....	.....	14
1	.....	.....	2	.....	.....	.....	.....	1	.....	.....	.....	.....	.....	.....	3	.....	.....	.....	.....	1	2	1	.....	.....	.....	1	.....	
1	.....	.....	.....	.....	.....	.....	.....	.....	.....	.....	.....	.....	.....	.....	.....	.....	.....	.....	.....	.....	.....	.....	.....	.....	.....	.....	.....	15
.....	.....	.....	.....	.....	.....	.....	.....	.....	.....	.....	.....	.....	.....	1	.....	.....	.....	.....	.....	.....	.....	.....	.....	.....	.....	.....	1	
.....	.....	.....	.....	.....	.....	.....	.....	.....	.....	.....	1	.....	.....	.....	1	.....	.....	.....	.....	.....	.....	.....	.....	.....	.....	.....	.....	16
.....	.....	.....	.....	.....	.....	.....	.....	.....	.....	.....	.....	.....	.....	.....	.....	.....	.....	.....	.....	.....	.....	.....	.....	.....	.....	.....	.....	
.....	.....	.....	.....	.....	.....	.....	.....	.....	.....	.....	.....	.....	.....	.....	.....	.....	.....	.....	.....	.....	.....	.....	.....	.....	.....	.....	.....	17
.....	.....	.....	.....	.....	.....	.....	.....	.....	.....	.....	.....	.....	.....	.....	.....	.....	.....	.....	.....	.....	.....	.....	.....	.....	.....	.....	.....	
.....	.....	.....	.....	.....	.....	.....	.....	.....	.....	.....	.....	.....	.....	.....	.....	.....	.....	.....	.....	.....	.....	.....	.....	.....	.....	.....	.....	17b
.....	.....	.....	.....	.....	.....	.....	.....	.....	.....	.....	.....	.....	.....	.....	.....	.....	.....	.....	.....	.....	.....	.....	.....	.....	.....	.....	.....	
.....	.....	.....	.....	.....	.....	.....	.....	.....	.....	.....	.....	.....	.....	.....	.....	.....	.....	.....	.....	.....	.....	.....	.....	.....	.....	.....	.....	19
.....	.....	.....	.....	.....	.....	.....	.....	.....	.....	.....	.....	.....	.....	.....	.....	.....	.....	.....	.....	.....	.....	.....	.....	.....	.....	.....	.....	
.....	.....	.....	.....	.....	.....	.....	.....	.....	.....	.....	.....	.....	.....	.....	.....	.....	.....	.....	.....	.....	.....	.....	.....	.....	.....	.....	.....	20
.....	.....	.....	.....	.....	.....	.....	.....	.....	.....	.....	.....	.....	.....	.....	.....	.....	.....	.....	.....	.....	.....	.....	.....	.....	.....	.....	.....	
.....	.....	.....	.....	.....	.....	.....	.....	.....	.....	.....	.....	.....	.....	.....	.....	.....	.....	.....	.....	.....	.....	.....	.....	.....	.....	.....	.....	21
.....	1	.....	.....	.....	.....	.....	.....	.....	.....	.....	.....	.....	.....	.....	.....	.....	.....	.....	.....	.....	.....	.....	.....	.....	.....	.....	1	22
.....	.....	.....	.....	.....	.....	1	.....	.....	.....	.....	.....	.....	.....	.....	.....	.....	.....	.....	.....	.....	.....	1	.....	.....	.....	.....	.....	
.....	1	.....	.....	.....	.....	.....	.....	.....	.....	.....	.....	.....	.....	.....	.....	.....	.....	.....	.....	.....	.....	.....	.....	.....	.....	.....	1	22a
.....	.....	.....	.....	.....	.....	.....	.....	.....	.....	.....	.....	.....	.....	.....	.....	.....	.....	.....	.....	.....	.....	1	.....	.....	.....	.....	.....	
.....	.....	.....	.....	.....	.....	1	.....	.....	.....	.....	.....	.....	.....	.....	.....	.....	.....	.....	.....	.....	.....	.....	.....	.....	.....	.....	.....	22b
.....	.....	.....	.....	.....	.....	.....	.....	.....	.....	.....	.....	.....	1	.....	1	.....	.....	.....	.....	.....	.....	.....	.....	.....	.....	.....	.....	24
.....	.....	.....	.....	.....	.....	.....	.....	.....	.....	.....	.....	.....	.....	.....	.....	.....	.....	.....	.....	.....	.....	.....	.....	.....	.....	.....	.....	27
.....	.....	.....	.....	.....	.....	.....	.....	.....	.....	1	.....	.....	.....	.....	.....	.....	.....	.....	.....	.....	.....	.....	.....	.....	.....	.....	.....	28
1	.....	.....	1	1	.....	.....	2	.....	.....	1	.....	1	.....	.....	.....	.....	.....	.....	.....	.....	.....	.....	.....	.....	.....	1	.....	30
.....	.....	.....	.....	4	.....	.....	1	.....	.....	.....	.....	.....	.....	.....	.....	.....	.....	.....	1	.....	1	.....	.....	.....	.....	.....	.....	
1	.....	.....	.....	1	.....	.....	1	.....	.....	.....	.....	1	.....	.....	.....	.....	.....	.....	.....	.....	.....	.....	.....	.....	.....	1	.....	30b
.....	.....	.....	.....	.....	.....	.....	.....	.....	.....	.....	.....	.....	.....	.....	.....	.....	.....	.....	.....	.....	.....	.....	.....	.....	.....	.....	.....	
.....	.....	.....	.....	.....	.....	.....	.....	.....	.....	.....	.....	.....	.....	.....	.....	.....	.....	.....	.....	.....	.....	.....	.....	.....	.....	.....	.....	30c
.....	.....	.....	.....	.....	.....	.....	.....	.....	.....	.....	.....	.....	.....	.....	.....	.....	.....	.....	.....	.....	1	.....	.....	.....	.....	.....	.....	
.....	.....	.....	1	.....	.....	.....	1	.....	.....	1	.....	.....	.....	.....	.....	.....	.....	.....	.....	.....	.....	.....	.....	.....	.....	.....	.....	30d
.....	.....	.....	.....	4	.....	.....	1	.....	.....	.....	.....	.....	.....	.....	.....	.....	.....	.....	1	.....	.....	.....	.....	.....	.....	.....	.....	
.....	.....	.....	.....	.....	.....	.....	.....	.....	.....	.....	.....	.....	.....	.....	.....	.....	.....	.....	.....	.....	.....	.....	.....	.....	.....	.....	.....	32
.....	.....	.....	.....	.....	.....	.....	1	.....	.....	.....	.....	.....	.....	.....	.....	.....	.....	.....	.....	.....	.....	.....	.....	.....	.....	.....	.....	
.....	1	.....	.....	5	.....	3	.....	.....	.....	.....	.....	.....	.....	.....	8	2	.....	.....	.....	.....	.....	.....	1	1	.....	.....	.....	33
.....	.....	.....	.....	.....	.....	.....	.....	1	.....	.....	.....	.....	.....	.....	5	.....	.....	.....	.....	.....	.....	1	.....	.....	.....	.....	.....	
.....	.....	.....	.....	4	.....	3	.....	.....	.....	.....	.....	.....	.....	.....	.....	.....	.....	.....	.....	.....	.....	.....	.....	1	.....	.....	.....	33a
.....	.....	.....	.....	.....	.....	.....	.....	1	.....	.....	.....	.....	.....	.....	.....	.....	.....	.....	.....	.....	.....	1	.....	.....	.....	.....	.....	

TABLE 30.—CAUSES OF DEATH BY SEX IN CENSUS DIVISIONS,

Int. List No.	CAUSES OF DEATH.	TOTAL.	Div. No. 1a.	Div. No. 1b.	Div. No. 1c.	Div. No. 2a.	Div. No. 2b.	Div. No. 2c.	Div. No. 3a.	Div. No. 3b.	Div. No. 3c.	Div. No. 4a.	Div. No. 4b.	Div. No. 5a.	Div. No. 5b.	Div. No. 5c.	Div. No. 5d.
	Influenza—*Continued.*																
	(b) Without respiratory complications M.	20		1								2	2	1		1	
	Ditto F.	9											3		1		
35	Measles M.	11									1		1				
	" F.	6										1	1	1		1	
36	Acute poliomyelitis and polioencephalitis M.	9					1		1			1	2	1		1	
	Ditto F.	3											2	1			
37	Acute infectious encephalitis M.	3										1	2				
38	Other diseases due to filterable viruses M.	2															
	" F.	1															
	(c) Chicken-pox M.	2															
	" F.	1															
39	Typhus fever M.	1															
44	Other infectious and parasitic diseases M.	15			1		2					1	7	1			2
	" F.	5					1		1			2	1				
	(b) Lymphogranulomatosis (Hodgkin's disease) M.	15			1		2					1	7	1			2
	Ditto F.	5					1		1			2	1				
	Class II. Cancer and other tumours..Total	1522	2	10	10	3	26	30	47	18	4	168	772	263	6	25	19
	" M.	871	1	8	8	3	13	17	31	12	2	102	423	142	5	16	11
	" F.	651	1	2	2		13	13	16	6	2	66	349	121	1	9	8
45–55	Cancer and other malignant tumours M.	852	1	8	8	3	12	17	29	12	2	99	416	138	5	16	11
	" F.	634	1	2	2		13	13	15	6	2	62	342	118	1	9	7
45	Cancer of the buccal cavity and pharynx M.	28			1					1		2	14	4			1
	Ditto F.	13								1			8	2		1	
46	Cancer of the digestive organs and peritoneum M.	447	1	7	6	2	8	12	13	4	1	55	214	70	2	7	4
	Ditto F.	248	1	1	2		6	5	4			30	134	38		7	4
	(a) Œsophagus M.	29						2	1			2	13	6			
	" F.	12										3	6	1			1
	(b) Stomach M.	186		5	1	1	7	4	5	1		32	83	25	1	4	2
	" F.	77			1		1		1			9	43	15		2	1
	(c) Duodenum F.	4										1	1				
	(d) Rectum and anus M.	51				1			2			8	25	8			
	" F.	38					2					7	21	3		2	
	(e) Intestines M.	82	1	1	2			1	3	1		4	48	12		2	
	" F.	65		1				1	1			8	38	13			
	(f) Liver and biliary passages M.	43			1		1	4	2	1	1	2	19	9	1		
	" F.	23					1	4	1				9	4			2
	(g) Pancreas M.	49		1	2			1		1		7	21	9		1	2
	" F.	25	1		1		2		1			2	13	2		2	
	(h) Mesentery and peritoneum M.	4											3				
	" F.	4											3			1	
	(m) Other and unspecified sites M.	3											2	1			
47	Cancer of the respiratory system M.	124			1		1	3	2	2		10	62	23	1	5	2
	" F.	23							1		1		10	6			1
	(a) Larynx M.	6						1				1	3				1
	" F.	1												1			
	(b) Lung M.	39					1	1				4	15	9	1	2	1
	" F.	13							1				5	4			1
	(c) Mediastinum and other sites M.	79			1			1	2	2		5	44	14		3	
	" F.	9									1		5	1			
48	Cancer of the uterus F.	95	1				1	1	2	1		14	47	21			1
	(a) Cervix F.	44						1	1	1		7	21	11			1
	(b) Other and unspecified sites F.	51		1			1		1			7	26	10			
49	Cancer of other female organs F.	48					1		2	2			33	9			
50	Cancer of the breast M.	1											1				
	" F.	126					4	2	5	1	1	11	64	26	1		1
51	Cancer of the male genital organs M.	82					1	1	7			12	41	11			1
52	Cancer of the urinary organs M.	75		1		1	2	1	4	1	1	7	38	12	1		2
	" F.	19						1		1			12	4		1	
	(a) Kidney M.	27					1	1		1	1	3	11	7			
	" F.	11								1			9	1			
	(b) Bladder M.	48		1		1	1		4			4	27	5	1		2
	" F.	8						1					3	3		1	
53	Cancer of the skin M.	13							1				6	4		1	
	" F.	5											4	1			
54	Cancer of the brain M.	28							1	2		5	15	2		1	
	" F.	16					1	1				3	6	4			
55	Cancer of other and unspecified organs M.	54							1	2		8	25	12	1	2	1
	Ditto F.	41						3	1			4	24	7			
56	Non-malignant tumours M.	10										2	4	3			
	" F.	14							1			3	6	2			1
	(a) Ovary F.	4										1	2	1			
	(b) Uterus F.	4							1				1	1			
	(c) Other female genital organs F.	1															1

BY PLACE OF RESIDENCE, BRITISH COLUMBIA, 1947—*Continued.*

Div. No. 5e.	Div. No. 5f.	Div. No. 6a.	Div. No. 6b.	Div. No. 6c.	Div. No. 6d.	Div. No. 6e.	Div. No. 6f.	Div. No. 7a.	Div. No. 7b.	Div. No. 7c.	Div. No. 8a.	Div. No. 8b.	Div. No. 8c.	Div. No. 8d.	Div. No. 8e.	Div. No. 8f.	Div. No. 8g.	Div. No. 9a.	Div. No. 9b.	Div. No. 9c.	Div. No. 9d.	Div. No. 9e.	Div. No. 9f.	Div. No. 10a.	Div. No. 10b.	Div. No. 10c.	Div. No. 10d.	Int. List No.
	1			1											8	2							1					33b
															5													
	5								2		1																1	35
									1												1							
											2																	36
																												37
1											1																	38
											1																	
1											1																	38c
											1																	
														1														39
				1																								44
				1																								44b
2	5	2	9	25		2	4	4	2	7	13	1	1	3	7	3	2			4	11		5			3	4	
2	4	2	5	12		2	4	2	1	4	7		1	2	2	3	1			4	9		5			1	4	
	1		4	13				2	1	3	6	1		1	5		1				2					2		
2	3	2	4	12		2	4	2	1	4	7		1	2	2	3	1			4	9		5			1	4	45–
	1		4	13				2	1	2	6	1		1	5		1				2					2		55
	1			1				1													1		1					45
											1																	
2		1	3	7		1	2	1		3	5				1	2				2	4		3			1	3	46
	1		3	5				1	1		1			1	1						1					1		
				1						1											1		2					46a
			1																									
1				2			2			2	3				1	1										1	2	46b
	1			1					1						1													
											1															1		46c
		1		1		1		1			1					1					1							46d
				2																	1							
			2	2																2							1	46e
			1	1				1																				
				1																	1							46f
				1										1														
1			1								1										1							46g
			1																									
																							1					46h
																												46m
	1	1		2					1	1	1			1	1						2						1	47
				1								1			1						1							
																												47a
	1								1						1						1						1	47b
				1											1													
		1		2						1	1			1							1							47c
												1									1							
			1	3							1						1											48
				1																								48a
			1	2							1						1											48b
				1																								49
																												50
				2				1		1	3				3													
			1	2			1													2	1		1					51
							1				1		1								1							52
											1		1															52a
							1														1							52b
																1												53
																	1											54
	1																										1	
						1								1														55
				1						1																		
	1																											56
										1																		
																												56a
																												56b
										1																		56c

TABLE 30.—CAUSES OF DEATH BY SEX IN CENSUS DIVISIONS,

Int. List No.	CAUSES OF DEATH.		TOTAL.	Div. No. 1a.	Div. No. 1b.	Div. No. 1c.	Div. No. 2a.	Div. No. 2b.	Div. No. 2c.	Div. No. 3a.	Div. No. 3b.	Div. No. 3c.	Div. No. 4a.	Div. No. 4b.	Div. No. 5a.	Div. No. 5b.	Div. No. 5c.	Div. No. 5d.
	Non-malignant tumours—*Continued.*																	
	(d) Brain and other parts of the central nervous system	M.	8										1	4	2			
	Ditto	F.	4										2	2				
	(e) Other and unspecified organs	M.	2										1		1			
	"	F.	1											1				
57	Tumours of undetermined nature	M.	9					1		2			1	3	1			
	"	F.	3										1	1	1			
	(d) Brain and other parts of the central nervous system	M.	5							1			1	2	1			
	Ditto	F.	2										1		1			
	(e) Other and unspecified organs	M.	4					1		1				1				
	"	F.	1											1				
	Class III. Rheumatism, diseases of nutrition and of the endocrine glands, other general and vitamin deficiency diseases	Total	312	2	5	2		10	12	7	9	3	42	142	43	3	3	3
	Ditto	M.	145	2		1		2	7	2	5	2	17	67	20	2	2	2
	"	F.	167		5	1		8	5	5	4	1	25	75	23	1	1	1
58	Acute rheumatic fever	M.	13						1	1	1	1	2	2	2			
	"	F.	5		1					1			1	1				
	(a) Acute rheumatic heart conditions	M.	10						1	1	1		1	2	2			
	"	F.	4		1					1				1				
	(b) Others under this title	M.	3									1	1					
	"	F.	1										1					
59	Chronic rheumatism and other rheumatic diseases	M.	2										1	1				
	Ditto	F.	4		1								1	1		1		
61	Diabetes mellitus	M.	91	1				1	4		2		9	48	16	1	1	1
	"	F.	112		2	1		7	3	3	1	1	17	54	15			1
62	Diseases of the pituitary gland	F.	1											1				
63	Diseases of the thyroid and parathyroid glands	M.	9									1		8				
	Ditto	F.	28		1			1	1	1	1		4	11	6		1	
	(a) Simple goitre	F.	2											1				
	(b) Exophthalmic goitre	M.	8									1		7				
		F.	21		1			1	1		1		3	9	4		1	
	(c) Myxœdema and cretinism	M.	1											1				
	"	F.	3							1					2			
	(d) Others under this title	F.	2										1	1				
64	Diseases of the thymus gland	M.	29			1		1	2	1	2		5	8	2	1	1	1
	"	F.	13						1		2		2	5	1			
65	Diseases of the adrenal glands (Addison's disease)	F.	3											1	1			
66	Other general diseases	M.	1	1														
	(b) Others under this title	M.	1	1														
69	Pellagra	F.	1											1				
	Class IV. Diseases of the blood and blood-forming organs	Total	79	1	1		1	2	2	5	1	1	9	34	14		2	
	Ditto	M.	50		1		1	2	2	5	1	1	7	23	4			
	"	F.	29	1									2	11	10		2	
72	Hæmorrhagic conditions	M.	1											1				
	"	F.	4											1	1		1	
	(a) Primary purpura	F.	4											1	1		1	
	(b) Hæmophilia	M.	1											1				
73	Anæmias	M.	11				1	1	1	1			3	4				
	"	F.	4										1	2				
	(a) Pernicious anæmia	M.	9				1	1	1				3	3				
		F.	4										1	2				
	(b) Others under this title	M.	2							1				1				
74	Leukæmias and aleukæmias	M.	35		1			1	1	4	1	1	4	17	3			
	"	F.	17										1	8	6		1	
	(a) Leukæmias	M.	32		1			1		3	1	1	4	17	2			
		F.	16											8	6		1	
	(b) Aleukæmias (Hodgkin's disease excepted)	M.	3						1	1					1			
	Ditto	F.	1										1					
75	Diseases of the spleen	M.	3											1	1			
	"	F.	4	1											3			
	Class V. Chronic poisoning and intoxication	Total	11			1		1					1	5				
	Ditto	M.	10			1		1					1	5				
	"	F.	1															
77	Alcoholism	M.	8			1		1					1	3				
	"	F.	1															
	(a) Acute alcoholism	M.	2			1												
	"	F.	1															

BY PLACE OF RESIDENCE, BRITISH COLUMBIA, 1947—*Continued.*

Div. No. 5e.	Div. No. 5f.	Div. No. 6a.	Div. No. 6b.	Div. No. 6c.	Div. No. 6d.	Div. No. 6e.	Div. No. 6f.	Div. No. 7a.	Div. No. 7b.	Div. No. 7c.	Div. No. 8a.	Div. No. 8b.	Div. No. 8c.	Div. No. 8d.	Div. No. 8e.	Div. No. 8f.	Div. No. 8g.	Div. No. 9a.	Div. No. 9b.	Div. No. 9c.	Div. No. 9d.	Div. No. 9e.	Div. No. 9f.	Div. No. 10a.	Div. No. 10b.	Div. No. 10c.	Div. No. 10d.	Int. List No.
	1																											56d
																												56e
			1																									57
																												57d
			1																									57e
1	2		3	4						2	3					1					6		1				3	
1	1		1	2							2										5		1				1	
	1		2	2						2	1					1					1						2	
																					1		1				1	58
																											1	
																					1						1	58a
																											1	
																							1					58b
																												59
	1		1	1							1										3							61
	1		1	1						1	1					1											1	62
																												63
				1																								63a
				1																								63b
																												63c
																												63d
1				1							1										1							64
			1																		1							
										1																		65
																												66
																												66b
																												69
		1										1		1							2	1						
		1												1							1							
												1									1	1						
																												72
																						1						72a
																						1						72b
																												73
									1			1																	73a
												1																73b
		1																			1							74
																					1							
		1																			1							74a
																					1							
																												74b
														1														75
									1					1														1	
									1					1														1	
									1					1															77
																											1	
									1																			77a
																											1	

TABLE 30.—CAUSES OF DEATH BY SEX IN CENSUS DIVISIONS,

Int. List No.	CAUSES OF DEATH.	TOTAL.	Div. No. 1a.	Div. No. 1b.	Div. No. 1c.	Div. No. 2a.	Div. No. 2b.	Div. No. 2c.	Div. No. 3a.	Div. No. 3b.	Div. No. 3c.	Div. No. 4a.	Div. No. 4b.	Div. No. 5a.	Div. No. 5b.	Div. No. 5c.	Div. No. 5d.
	Alcoholism—*Continued.*																
	(b) Chronic alcoholism ..... M.	5					1						3				
	(c) Others under this title..... M.	1										1					
79	Chronic poisoning by other mineral and organic substances ..... M.	2											2				
	(b) Non-occupational ..... M.	2											2				
	Class VI. Diseases of the nervous system and sense organs..... Total	904	8	11	3	7	14	22	32	10	8	139	343	193	6	14	13
	Ditto ..... M.	480	4	8	2	2	7	14	21	6	4	79	172	87	3	9	9
	„ ..... F.	424	4	3	1	5	7	8	11	4	4	60	171	106	3	5	4
80	Encephalitis (non-epidemic) ..... M.	8	1									3	2				
	..... F.	2															
	(a) "Intracranial abscess ..... M.	7	1									2	2				
	..... F.	2															
	(b) "Others under this title..... M.	1										1					
81	Meningitis (non-meningococcal) ..... M.	6					1						3	1			
	..... F.	8											1	3			1
	(a) "Simple meningitis ..... M.	5											3	1			
	..... F.	8											1	3			1
	(b) "Acute cerebrospinal meningitis.... M.	1					1										
82	Diseases of the medulla and spinal cord ..... M.	20										1	14	5			
	Ditto ..... F.	8						1					2	3			2
83	Intracranial lesions of vascular origin.. M.	398	2	6	2	2	6	12	19	6	3	67	138	70	3	9	9
	..... F.	369	4	3	1	4	7	7	9	2	4	55	156	90	3	5	1
	(a) "Cerebral hæmorrhage or effusion M.	152		4		1	2	6	8			26	41	39		5	3
	..... F.	156	1	3		3	3	2	4	2	1	30	53	39		2	
	(b) "Cerebral embolism and thrombosis ..... M.	24				1			1			2	7	6	2	1	
	Ditto ..... F.	21					1				1	2	10	6	1		
	(c) Cerebral softening ..... M.	1										1					
	(d) Hemiplegia and other paralysis of unspecified origin ..... M.	12						1	1	1			6	2			
	Ditto ..... F.	10										1	7	2			
	(e) With mention of arteriosclerosis M.	209	2	2	2		4	5	9	5	3	38	84	23	1	3	6
	„ ..... F.	182	3		1	1	3	5	5		2	22	86	43	2	3	1
84	Mental disorders and deficiency (general paralysis of the insane excepted)..... M.	3							1			1					
	Ditto ..... F.	3								1				1			
	(a) Schizophrenia (dementia præcox) ..... M.	1															
	(b) Others under this title..... M.	2							1			1					
	„ ..... F.	3								1				1			
85	Epilepsy ..... M.	8		1					1		1	1	1	1			
	„ ..... F.	6										2	3				
86	Convulsions (under 5 years of age)..... M.	2										2					
	„ ..... F.	1															
87	Other diseases of the nervous system... M.	29	1	1				2				4	12	6			
	„ ..... F.	23				1			2	1		2	6	9			
	(c) "Paralysis agitans ..... M.	8						1				1	4	2			
	..... F.	8				1			1			1	1	3			
	(d) "Disseminated sclerosis ..... M.	15	1					1				1	6	3			
	..... F.	14							1	1		1	4	6			
	(e) "Others under this title..... M.	6		1								2	2	1			
	„ ..... F.	1											1				
88	Diseases of organs of vision..... M.	3												3			
	„ ..... F.	1											1				
89	Diseases of the ear and of the mastoid process ..... M.	3											2	1			
	Ditto ..... F.	3										1	2				
	(a) Otitis and other diseases of the ear ..... M.	1											1				
	Ditto ..... F.	2										1	1				
	(b) Diseases of the mastoid process... M.	2											1	1			
	„ ..... F.	1											1				
	Class VII. Diseases of the circulatory system ..... Total	3,556	7	31	20	22	53	79	106	55	20	433	1699	632	14	44	37
	Ditto ..... M.	2,294	6	23	15	18	35	55	74	35	14	282	1053	370	11	38	24
	„ ..... F.	1,262	1	8	5	4	18	24	32	20	6	151	646	262	3	6	13
90–95	Diseases of the heart..... M.	2,176	4	21	13	17	33	49	70	34	14	269	1009	350	11	34	22
	„ ..... F.	1,193		7	5	4	18	23	31	18	5	145	613	242	3	5	12
90	Pericarditis (acute rheumatic excluded) ..... M.	1												1			
	Ditto ..... F.	1										1					
	(b) Others under this title..... M.	1												1			
	„ ..... F.	1										1					

BY PLACE OF RESIDENCE, BRITISH COLUMBIA, 1947—*Continued.*

Div. No. 5e.	Div. No. 5f.	Div. No. 6a.	Div. No. 6b.	Div. No. 6c.	Div. No. 6d.	Div. No. 6e.	Div. No. 6f.	Div. No. 7a.	Div. No. 7b.	Div. No. 7c.	Div. No. 8a.	Div. No. 8b.	Div. No. 8c.	Div. No. 8d.	Div. No. 8e.	Div. No. 8f.	Div. No. 8g.	Div. No. 9a.	Div. No. 9b.	Div. No. 9c.	Div. No. 9d.	Div. No. 9e.	Div. No. 9f.	Div. No. 10a.	Div. No. 10b.	Div. No. 10c.	Div. No. 10d.	Int. List No.
														1														77b
																												77c
																												79
																												79b
2	5		9	23		2	2	6	1	3	3				4	3		2	1	1	9		1			1	3	
1	1		6	16		1	2	2	1	2	3				2	2		2		1	7		1			1	2	
1	4		3	7		1		4		1					2	1			1		2						1	
			1																		1							80
						1									1													
			1																		1							80a
						1									1													80b
						1																						81
	2																		1									
						1																						81a
	2																		1									81b
																												82
1	1		3	14			2	2	1	2	3				2	2		2		1	5		1			1	1	83
1	1		3	5				3		1					1	1					1						1	
1	1		1	2			2			1	1				1	1				1	3		1				1	83a
1	1		2	3				3							1	1					1							
				1				2										1										83b
																												83c
															1													83d
			2	11					1	1	2					1		1			2					1		83e
			1	2						1																	1	
																											1	84
				1																								
																											1	84a
																												84b
				1																								
			1	1				1																				85
																												86
	1																											
			1	1																	1							87
				1																	1							87c
				1																								87d
			1	1																	1							87e
																					1							88
																												89
																												89a
																												89b
5	5	5	32	69	1	8	11	8	5	15	21	7		15	15	7	2	2	2	3	46	5	4	2		2	12	
4	4	4	18	58	1	5	8	6	2	13	19	6		15	13	6	1	2	2	3	37	4	3			2	9	
1	1	1	14	11		3	3	2	3	2	2	1			2	1	1				9	1	1	2			3	
4	4	4	18	53	1	4	7	6	2	13	18	6		14	12	6	1	2	2	3	33	4	2			2	9	90–95
1	1	1	13	11		3	3	2	3	2	2	1			2	1	1				9	1	1	2			3	
																												90
																												90b

TABLE 30.—CAUSES OF DEATH BY SEX IN CENSUS DIVISIONS,

Int. List No.	CAUSES OF DEATH.	TOTAL.	Div. No. 1a.	Div. No. 1b.	Div. No. 1c.	Div. No. 2a.	Div. No. 2b.	Div. No. 2c.	Div. No. 3a.	Div. No. 3b.	Div. No. 3c.	Div. No. 4a.	Div. No. 4b.	Div. No. 5a.	Div. No. 5b.	Div. No. 5c.	Div. No. 5d.
	Diseases of the heart—*Continued.*																
91	Acute endocarditis (non-rheumatic)..M.	4											2	1			
	,, ..F.	3										1		1			
	(a) Bacterial endocarditis (acute, sub-acute, or unspecified)..M.	4											2	1			
	Ditto ..F.	3										1		1			
92	Chronic affections of the valves and endocardium ..M.	128		2		2	1	1	2	2		15	64	13	1	1	5
	Ditto ..F.	103		2				1	1	2	1	7	56	18		1	1
	(a) Specified valvular diseases (rheumatic) ..M.	54							2	1		5	30	8			2
	Ditto ..F.	56		1						1	1	4	36	6		1	
	(b) Other specified valvular diseases (non-rheumatic) ..M.	62		1		2	1	1		1		8	28	4	1	1	3
	Ditto ..F.	39		1				1	1	1		3	15	11			1
	(c) Unspecified valvular lesions and endocarditis ..M.	12		1								2	6	1			
	Ditto ..F.	8											5	1			
93	Diseases of the myocardium..M.	1,233	2	4	6	10	18	35	48	22	5	136	597	221	7	14	10
	,, ..F.	786		3	3	2	17	19	20	12	3	98	410	160	2	2	5
	(a) Acute myocarditis ..M.	7								1			2	3			
	,, ..F.	2												2			
	(b) Myocarditis (not specified under 45 years) ..M.	2											1	1			
	Ditto ..F.	1												1			
	(c) Chronic myocarditis and myocardial degeneration (rheumatic)..M.	21							2			4	9	4	1		
	Ditto ..F.	45		1			2	1	4	2	1	4	20	8			
	(d) Chronic myocarditis (non-rheumatic) ..M	1,047	2	3	6	7	16	32	37	20	4	117	554	142	4	12	9
	Ditto ..F.	680		2	3	1	13	17	16	9	2	83	372	128	2	2	5
	(e) Other myocarditis (not specified) ..M.	156		1		3	2	3	9	1	1	15	31	71	2	2	1
	Ditto ..F.	58				1	2	1		1		11	18	21			
94	Diseases of the coronary arteries and angina pectoris ..M.	740	2	13	6	5	13	11	19	10	8	113	316	103	3	18	7
	Ditto ..F.	245		2	2	2	1	3	7	2		33	121	50	1	2	6
	(a) Diseases of the coronary arteries ..M.	731	2	13	6	5	13	11	18	10	8	112	315	102	3	18	7
	Ditto ..F.	243		2	2	2	1	3	7	2		33	120	50	1	2	6
	(b) Angina pectoris ..M.	9							1			1	1	1			
	,, ..F.	2											1				
95	Other diseases of the heart ..M.	70		2	1		1	2	1		1	5	30	11		1	
	,, ..F.	55							3	2	1	5	26	13			
	(a) Functional diseases of the heart (no organic lesion) ..M.	6					1	1						3			
	Ditto ..F.	6												6			
	(b) Other diseases of the heart (rheumatic) ..M.	10							1				6	2			
	Ditto ..F.	13							2	1		2	6	1			
	(c) Other diseases of the heart (non-rheumatic) ..M.	54		2	1			1			1	5	24	6		1	
	Ditto ..F.	36							1	1	1	3	20	6			
96	Aneurism (heart and aorta excepted)..M.	45	1	1		1	1	2				3	22	8		3	1
	,, ..F.	15							1			1	8	5			
97	Arteriosclerosis (coronary or renal sclerosis or cerebral hæmorrhage excepted)..M.	48	1	1	2			2	2	1		8	14	9		1	
	Ditto ..F.	38	1							1	1	3	18	11		1	1
98	Gangrene ..M.	2							1								
99	Other diseases of the arteries ..M.	7					1	1	1				1				
	,, ..F.	7								1			6				
100	Diseases of the veins ..M.	9										2	4	1			1
	,, ..F.	2										1		1			
101	Diseases of the lymphatic system ..M.	1											1				
	,, ..F.	1												1			
102	High blood-pressure (idiopathic) ..M.	6						1					2	2			
	,, ..F.	5						1				1	1	2			
103	Other diseases of the circulatory system ..F.	1		1													
	Class VIII. Diseases of the respiratory system ..Total	508	4	3	1	1	3	7	11	8	2	62	224	51	2	5	4
	Ditto ..M.	338	3	2	1		2	6	6	5	2	40	148	32	2	5	1
	,, ..F.	170	1	1		1	1	1	5	3		22	76	19			3
104	Diseases of the nasal fossæ and accessory sinuses ..M.	3												1			
	Ditto ..F.	1											1				
105	Diseases of the larynx ..M.	2										1			1		
	,, ..F.	2										2					
106	Bronchitis ..M.	19						1				3	10			1	
	,, ..F.	9							1			1	3				

BY PLACE OF RESIDENCE, BRITISH COLUMBIA, 1947—*Continued.*

Div. No. 5e.	Div. No. 5f.	Div. No. 6a.	Div. No. 6b.	Div. No. 6c.	Div. No. 6d.	Div. No. 6e.	Div. No. 6f.	Div. No. 7a.	Div. No. 7b.	Div. No. 7c.	Div. No. 8a.	Div. No. 8b.	Div. No. 8c.	Div. No. 8d.	Div. No. 8e.	Div. No. 8f.	Div. No. 8g.	Div. No. 9a.	Div. No. 9b.	Div. No. 9c.	Div. No. 9d.	Div. No. 9e.	Div. No. 9f.	Div. No. 10a.	Div. No. 10b.	Div. No. 10c.	Div. No. 10d.	Int. List No.
																											1	91
				1																								
																											1	91a
				1																								
		1	3	2						4	2			1	1	1			2		2							92
	1		2	4				1		2	1	1															1	
			1								1			1		1			1		1							92a
	1		2					1			1	1																
		1	2	1						4					1				1		1							92b
				2						2																	1	
				1							1																	92c
				2																								
	3	1	4	35		2	6	2	1	3	3	2		7	5	3		1		1	14	1	1				3	93
		1	6	4		1	1		1						2	1	1				8		1	1			2	
																					1							93a
																												93b
																					1							93c
									1						1													
	3		4	28		1	6	2	1	2	3	2		7	3	3		1		1	10	1	1				3	93d
		1	6	3			1								1	1					8		1	1			2	
		1		7		1				1					2						2							93e
				1		1											1											
	1	1	10	15	1	2	1	4	1	6	12	4		6	4	1					14	2	1			2	5	94
			3	1		1	2	1	2		1										1	1						
	1	1	10	15	1	2	1	4	1	6	7	4		6	4	1					14	2	1			2	5	94a
			3	1		1	1	1	2		1										1	1						
											5																	94b
							1																					
		1	1	1							1				2	1	1	1		2	3	1						95
			2	1		1																		1				
		1																										95a
																					1							95b
				1																								
			1	1							1				2	1	1	1		2	2	1						95c
			2			1																		1				
				1							1																	96
				2										1	1						2		1					97
			1																									
				1																								98
				1			1														1							99
						1																						100
																												101
																					1							102
																												103
1	4	2	4	24	3	2	6	4	1	4	3	2	1	2	11	2	9	1	2	4	17	2	1			3	5	
1	3	2	2	19	1	1	1	2	1	2	2	2	1	1	8	1	6	1	1	3	13	2				2	5	
	1		2	5	2	1	5	2		2	1			1	3	1	3		1	1	4		1			1		
	2																											104
																												105
		1													1	1					1							106
						1	1										1			1								

TABLE 30.—CAUSES OF DEATH BY SEX IN CENSUS DIVISIONS,

Int. List No.	CAUSES OF DEATH.		TOTAL.	Div. No. 1a.	Div. No. 1b.	Div. No. 1c.	Div. No. 2a.	Div. No. 2b.	Div. No. 2c.	Div. No. 3a.	Div. No. 3b.	Div. No. 3c.	Div. No. 4a.	Div. No. 4b.	Div. No. 5a.	Div. No. 5b.	Div. No. 5c.	Div. No. 5d.
	Bronchitis—*Continued.*																	
	(a) Acute	M.	6						1					4				
		F.	1											1				
	(b) Chronic	M.	12										3	5			1	
	"	F.	7							1			1	1				
	(c) Unspecified	M.	1											1				
	"	F.	1											1				
107	Bronchopneumonia	M.	163	3				1	2	3	3	2	14	80	14		3	1
	"	F.	81		1		1	1		2	2		11	41	11			2
108	Lobar pneumonia	M.	63						2				7	36	5		1	
	"	F.	37	1						1	1		5	16	5			1
109	Pneumonia (unspecified)	M.	49		1	1		1		1	1		9	5	5	1		
	"	F.	24						1	1			2	3	1			
110	Pleurisy	M.	7										2	5				
	"	F.	6										1	5				
	(a) Empyema	M.	2											2				
		F.	1										1					
	(b) Others under this title	M.	5										2	3				
	"	F.	5											5				
111	Hæmorrhagic infarction, congestion, œdema, and thrombosis of the lungs	M.	9		1					1	1		2	1	2			
	Ditto	F.	4											4				
	(a) Hæmorrhagic infarction and thrombosis of the lungs	M.	3							1				1				
	(b) Others under this title	M.	6		1						1		2		2			
	"	F.	4											4				
112	Asthma	M.	10						1	1			2	3	1			
	"	F.	4											2	2			
113	Pulmonary emphysema	M.	3											3				
114	Other diseases of the respiratory system (tuberculosis excepted)	M.	10											5	4			
	Ditto	F.	2											1				
	(a) Silicosis	M.	6											4	2			
	(d) Others under this title	M.	4											1	2			
	"	F.	2											1				
	Class IX. Diseases of the digestive system	Total	510	4	8	5	3	9	9	19	8	2	57	210	87	3	8	1
	Ditto	M.	323	4	2	3	2	7	6	13	5		31	138	55	2	5	1
	"	F.	187		6	2	1	2	3	6	3	2	26	72	32	1	3	
115	Diseases of the buccal cavity and annexa, and of the pharynx and tonsils	M.	4											2				
	Ditto	F.	4						1				1	2				
	(a) Diseases of the teeth and gums	M.	1											1				
		F.	2						1					1				
	(c) Diseases of the pharynx and tonsils	M.	3											1				
	Ditto	F.	2										1	1				
116	Diseases of the œsophagus	M.	4				1							2	1			
	"	F.	1											1				
117	Ulcer of the stomach or duodenum	M.	91					2	3	3	1		14	38	15		2	
	"	F.	19						1	1			5	7	1			
	(a) Stomach	M.	45						2		1		8	20	4		2	
	"	F.	8						1	1			1	2				
	(b) Duodenum	M.	46					2	1	3			6	18	11			
	"	F.	11										4	5	1			
118	Other diseases of the stomach	M.	7											4	2			
	"	F.	2		1										1			
119	Diarrhœa and enteritis (under 2 years of age)	M.	33	2	1					2			2	5	7	1	1	
	Ditto	F.	25		3	1				2			4	5	3			
	(a) Diarrhœa and enteritis	M.	32	2	1					2			2	5	6	1	1	
	"	F.	25		3	1				2			4	5	3			
	(b) Ulceration of the intestines	M.	1												1			
120	Diarrhœa and enteritis (2 years of age and over)	M.	9			1								3	3			
	Ditto	F.	6				1									1		
	(a) Diarrhœa and enteritis	M.	4			1									1			
		F.	5													1		
	(b) Ulceration of the intestines	M.	5											3	2			
	"	F.	1				1											
121	Appendicitis	M.	27		1	1		1	1	3			1	10	2		1	
	"	F.	11								1			5	3		1	
122	Hernia, intestinal obstruction	M.	48	1					2	2	2		5	22	7			
	"	F.	52					1		2	1	1	8	16	11		1	
	Hernia	M.	18						1	1	1		2	8	4			
	"	F.	19					1			1	1	2	9	3			
	(b) Intestinal obstruction	M.	30	1					1	1	1		3	14	3			
	"	F.	33							2			6	7	8		1	
123	Other diseases of the intestines	M.	13			1		1		1			3	4	1			1
	"	F.	9						1				2	2	3			

BY PLACE OF RESIDENCE, BRITISH COLUMBIA, 1947—*Continued.*

Div. No. 5e.	Div. No. 5f.	Div. No. 6a.	Div. No. 6b.	Div. No. 6c.	Div. No. 6d.	Div. No. 6e.	Div. No. 6f.	Div. No. 7a.	Div. No. 7b.	Div. No. 7c.	Div. No. 8a.	Div. No. 8b.	Div. No. 8c.	Div. No. 8d.	Div. No. 8e.	Div. No. 8f.	Div. No. 8g.	Div. No. 9a.	Div. No. 9b.	Div. No. 9c.	Div. No. 9d.	Div. No. 9e.	Div. No. 9f.	Div. No. 10a.	Div. No. 10b.	Div. No. 10c.	Div. No. 10d.	Int. List No.
		1																										106a
															1	1					1							106b
						1	1										1			1								106c
1	1	1	1	13			1	2		1	1	1		1	1		1			2	6						3	107
	1		1				2	1			1										2					1		
			1	4						1		1					2				3							108
			1	1						2					2	1												
				2	1	1			1		1		1		4		3	1	1	1	2	2				2	1	109
				4	2		2	1						1	1		2				2		1					
																												110
																												110a
																												110b
																					1							111
																					1							111a
															1												1	112
																												113
															1													114
																			1									114a
															1					1								114d
3	3	2	7	9		1		3		5	10		1	2	9	5	2			3	7	3					2	
2	2	2	4	7		1		2		3	7				5	2	2			3	4	2					1	
1	1		3	2				1		2	3		1	2	4	3					3	1					1	
	1									1																		115
																												115a
	1									1																		115c
																												116
1	1	2	2	1				1		1	2				1						1						1	117
			2							1																		
	1	1	1	1				1			2				1												1	117a
			1							1																		
1		1	1							1											1							117b
			1																									
																				1								118
				3							1					2	1			1	3	1						119
1										1	1				2	1					1							
				3							1					2	1			1	3	1						119a
1										1	1				2	1					1							
																												119b
																	1					1						120
			1	1							1										1							
																	1					1							120a
			1	1							1										1							120b
1			1					1		1	1																1	121
															1													
				2		1					1				2					1								122
	1			1				1			1		1	2		2					1	1						
																				1								122a
								1													1							
				2		1					1				2													122b
	1			1							1		1	2		2						1						123
				1																								
															1													

TABLE 30.—CAUSES OF DEATH BY SEX IN CENSUS DIVISIONS,

Int. List No.	CAUSES OF DEATH.		TOTAL.	Div. No. 1a.	Div. No. 1b.	Div. No. 1c.	Div. No. 2a.	Div. No. 2b.	Div. No. 2c.	Div. No. 3a.	Div. No. 3b.	Div. No. 3c.	Div. No. 4a.	Div. No. 4b.	Div. No. 5a.	Div. No. 5b.	Div. No. 5c.	Div. No. 5d.
124	Cirrhosis of the liver	M.	50					2		1	2		4	25	10	1	1	
	"	F.	26		1			1		1	1		2	18	2			
	(a) With mention of alcoholism	M.	3											3				
	"	F.	2										1	1				
	(b) Without mention of alcoholism	M.	47					2		1	2		4	22	10	1	1	
	"	F.	24		1			1		1	1		1	17	2			
125	Other diseases of the liver	M.	12					1						8	2			
	"	F.	7									1		5	1			
	(a) Acute yellow atrophy	M.	7											6	1			
	"	F.	4											4				
	(b) Others under this title	M.	5					1						2	1			
	"	F.	3									1		1	1			
126	Biliary calculi	M.	12	1			1						1	6	3			
	"	F.	14		1	1							2	4	6			
127	Other diseases of the gall-bladder and bile-ducts	M.	2											2				
	Ditto	F.	4										1	1	1		1	
128	Diseases of the pancreas	M.	5							1			1	3				
	"	F.	3											3				
129	Peritonitis without stated cause	M.	6											4	2			
	"	F.	4										1	3				
	Class X. Diseases of the urinary and genital systems	Total	510	3	5	3	3	9	7	17	8	2	66	271	69	1	6	9
	Ditto	M.	350	3	3	1	2	5	4	11	5	1	43	193	50		5	7
	"	F.	160		2	2	1	4	3	6	3	1	23	78	19	1	1	2
130	Acute nephritis	M.	4								1		1		1			
	"	F.	2							1				1				
131	Chronic nephritis	M.	222	2	2	1	2	2	3	8	2	1	18	130	30		4	5
	"	F.	120		2		1	3	3	3	2	1	19	61	11	1	1	2
132	Nephritis unspecified (10 years and over)	M.	7										1	5	1			
	Ditto	F.	8					1		1				2	4			
133	Other diseases of the kidneys and ureters	M.	16		1				1		1		3	8	1			1
	Ditto	F.	15								1		2	7	2			
134	Calculi of the urinary passages	M.	11							1			2	7	1			
	"	F.	3			1				1				1				
135	Diseases of the urinary bladder	M.	2										2					
	"	F.	2										1	1				
136	Diseases of the urethra, urinary abscess, etc.	M.	3											2	1			
	(a) Stricture of the urethra	M.	2											1	1			
	(b) Others under this title	M.	1											1				
137	Diseases of the prostate	M.	84	1				3		2	1		16	41	14		1	1
138	Diseases of the male genital organs (non-venereal)	M.	1												1			
139	Diseases of the female genital organs (non-venereal)	F.	10			1							1	5	2			
	(a) Ovaries, Fallopian tubes, and parametria	F.	3											2	1			
	(b) Uterus	F.	6			1							1	3				
	(c) Others under this title	F.	1												1			
	Class XI. Diseases of pregnancy, childbirth, and the puerperal state	Total	32		1	3		1		1			5	11	5	1	1	
140	Abortion with mention of infection	F.	3		1									2				
	(b) Spontaneous, therapeutic, or of unspecified origin with mention of other infection	F.	2		1									1				
	(c) Self-induced	F.	1											1				
142	Ectopic gestation	F.	2										2					
	(b) Without mention of infection	F.	2										2					
144	Toxæmias of pregnancy—death prior to delivery	F.	4											2	1	1		
	(a) Eclampsia of pregnancy	F.	2											1	1			
	(d) Others under this title	F.	2											1		1		
145	Other diseases and accidents of pregnancy—death prior to delivery	F.	2												2			
	(a) With mention of infection	F.	2												2			
146	Hæmorrhage of childbirth and the puerperium	F.	5											3	1			
	(a) Placenta prævia	F.	1															
	(b) Premature separation of placenta	F.	1											1				
	(c) Others under this title	F.	3											2	1			
147	Infection during childbirth and the puerperium	F.	6										3	1	1			
	(c) Puerperal thrombophlebitis	F.	2											1				
	(d) Puerperal embolism and sudden death	F.	4										3		1			

BY PLACE OF RESIDENCE, BRITISH COLUMBIA, 1947—*Continued.*

Div. No. 5e.	Div. No. 5f.	Div. No. 6a.	Div. No. 6b.	Div. No. 6c.	Div. No. 6d.	Div. No. 6e.	Div. No. 6f.	Div. No. 7a.	Div. No. 7b.	Div. No. 7c.	Div. No. 8a.	Div. No. 8b.	Div. No. 8c.	Div. No. 8d.	Div. No. 8e.	Div. No. 8f.	Div. No. 8g.	Div. No. 9a.	Div. No. 9b.	Div. No. 9c.	Div. No. 9d.	Div. No. 9e.	Div. No. 9f.	Div. No. 10a.	Div. No. 10b.	Div. No. 10c.	Div. No. 10d.	Int. List No.
			1								2				1													124
																												124a
			1								2				1													124b
															1													125
																												125a
															1													125b
																												126
																												127
																												128
																												129
			2	7			1	1			6	1		2	2						8			1				
			1	3			1				2	1		2	1						6							
			1	4				1			4				1						2			1				
											1																	130
			1	1			1							2	1						6							131
			1	3				1			3										2							
																												132
																												133
				1											1									1				134
																												135
																												136
																												136a
																												136b
				2							1	1																137
																												138
											1																	139
																												139a
											1																	139b
																												139c
				1										1													1	
																												140
																												140b
																												140c
																												142
																												142b
																												144
																												144a
																												144d
																												145
																												145a
				1																								146
				1																								146a
																												146b
																												146c
																											1	147
																											1	147c
																												147d

TABLE 30.—CAUSES OF DEATH BY SEX IN CENSUS DIVISIONS,

Int. List No.	CAUSES OF DEATH.	TOTAL.	Div. No. 1a.	Div. No. 1b.	Div. No. 1c.	Div. No. 2a.	Div. No. 2b.	Div. No. 2c.	Div. No. 3a.	Div. No. 3b.	Div. No. 3c.	Div. No. 4a.	Div. No. 4b.	Div. No. 5a.	Div. No. 5b.	Div. No. 5c.	Div. No. 5d.
148	Puerperal toxæmias—following delivery ..... F.	5	.....	.....	1	.....	1	.....	1	.....	.....	.....	2	.....	.....	.....	.....
	(a) Puerperal eclampsia ..... F.	3	.....	.....	1	.....	1	.....	1	.....	.....	.....	.....	.....	.....	.....	.....
	(b) Puerperal albuminuria and nephritis ..... F.	1	.....	.....	.....	.....	.....	.....	.....	.....	.....	.....	1	.....	.....	.....	.....
	(d) Others under this title ..... F.	1	.....	.....	.....	.....	.....	.....	.....	.....	.....	.....	1	.....	.....	.....	.....
149	Other accidents of childbirth ..... F.	3	.....	.....	1	.....	.....	.....	.....	.....	.....	.....	.....	.....	.....	1	.....
	(a) Laceration, rupture, or other trauma of pelvic organs and tissues.. F.	1	.....	.....	1	.....	.....	.....	.....	.....	.....	.....	.....	.....	.....	.....	.....
	(b) Other conditions of childbirth..... F.	2	.....	.....	.....	.....	.....	.....	.....	.....	.....	.....	.....	.....	.....	1	.....
150	Other and unspecified conditions of childbirth and the puerperal state ..... F.	2	.....	.....	1	.....	.....	.....	.....	.....	.....	.....	1	.....	.....	.....	.....
	(c) Others under this title ..... F.	2	.....	.....	1	.....	.....	.....	.....	.....	.....	.....	1	.....	.....	.....	.....
	Class XII. Diseases of the skin and cellular tissue ..... Total	12	.....	.....	.....	.....	1	1	1	.....	1	.....	5	2	.....	.....	.....
	Ditto ..... M.	5	.....	.....	.....	.....	1	.....	1	.....	.....	.....	2	1	.....	.....	.....
	,, ... F.	7	.....	.....	.....	.....	.....	1	.....	.....	1	.....	3	1	.....	.....	.....
152	Phlegmon and acute abscesses ..... M.	1	.....	.....	.....	.....	.....	.....	.....	.....	.....	.....	1	.....	.....	.....	.....
153	Other diseases of the skin and cellular tissue ..... M.	4	.....	.....	.....	.....	1	.....	1	.....	.....	.....	1	1	.....	.....	.....
	Ditto ..... F.	7	.....	.....	.....	.....	.....	1	.....	.....	1	.....	3	1	.....	.....	.....
	Class XIII. Diseases of the bones and organs of movement ..... Total	8	.....	.....	.....	.....	.....	.....	.....	.....	.....	.....	5	3	.....	.....	.....
	Ditto ..... M.	5	.....	.....	.....	.....	.....	.....	.....	.....	.....	.....	4	1	.....	.....	.....
	,, ... F.	3	.....	.....	.....	.....	.....	.....	.....	.....	.....	.....	1	2	.....	.....	.....
155	Other diseases of the bones (tuberculosis excepted) ..... M.	3	.....	.....	.....	.....	.....	.....	.....	.....	.....	.....	2	1	.....	.....	.....
	Ditto ..... F.	2	.....	.....	.....	.....	.....	.....	.....	.....	.....	.....	.....	2	.....	.....	.....
156	Diseases of the joints and other organs of movement ..... M.	2	.....	.....	.....	.....	.....	.....	.....	.....	.....	.....	2	.....	.....	.....	.....
	Ditto ..... F.	1	.....	.....	.....	.....	.....	.....	.....	.....	.....	.....	1	.....	.....	.....	.....
	(a) Diseases of the joints (tuberculosis and rheumatism excepted) ..... M.	2	.....	.....	.....	.....	.....	.....	.....	.....	.....	.....	2	.....	.....	.....	.....
	(b) Others under this title ..... F.	1	.....	.....	.....	.....	.....	.....	.....	.....	.....	.....	1	.....	.....	.....	.....
	Class XIV. Congenital malformations ..... Total	140	1	1	.....	2	3	1	6	1	1	11	73	15	1	5	1
	Ditto ..... M.	62	1	.....	.....	1	.....	1	1	.....	1	6	36	5	.....	2	1
	,, ... F.	78	.....	1	.....	1	3	.....	5	1	.....	5	37	10	1	3	.....
157	Congenital malformations ..... M.	62	1	.....	.....	1	.....	1	1	.....	1	6	36	5	.....	2	1
	,, ... F.	78	.....	1	.....	1	3	.....	5	1	.....	5	37	10	1	3	.....
	(a) Congenital hydrocephalus ..... M.	3	.....	.....	.....	.....	.....	.....	.....	.....	.....	.....	3	.....	.....	.....	.....
	,, ... F.	11	.....	.....	.....	.....	.....	.....	.....	1	.....	1	7	1	.....	.....	.....
	(b) Spina bifida and meningocele..... M.	5	.....	.....	.....	1	.....	.....	1	.....	.....	1	1	.....	.....	.....	.....
	,, ... F.	5	.....	.....	.....	.....	.....	.....	1	.....	.....	.....	2	.....	.....	1	.....
	(c) Anencephalus ..... M.	2	.....	.....	.....	.....	.....	.....	.....	.....	.....	.....	2	.....	.....	.....	.....
	,, ... F.	3	.....	.....	.....	.....	.....	.....	.....	.....	.....	.....	1	2	.....	.....	.....
	(d) Congenital malformations of the heart ..... M.	30	.....	.....	.....	.....	.....	.....	.....	.....	1	2	18	3	.....	2	.....
	Ditto ..... F.	28	.....	.....	.....	.....	2	.....	1	.....	.....	3	15	3	1	1	.....
	(e) Others under this title ..... M.	22	1	.....	.....	.....	.....	1	.....	.....	.....	3	12	2	.....	.....	1
	,, ... F.	31	.....	1	.....	1	1	.....	3	.....	.....	1	12	4	.....	1	.....
	Class XV. Diseases peculiar to the first year of life ..... Total	479	3	9	2	1	19	13	25	14	5	53	170	50	2	11	9
	Ditto ..... M.	291	3	4	.....	1	11	6	14	7	4	29	108	27	1	8	5
	,, ... F.	188	.....	5	2	.....	8	7	11	7	1	24	62	23	1	3	4
158	Congenital debility ..... M.	15	.....	.....	.....	.....	.....	1	.....	.....	1	1	2	.....	.....	.....	.....
	,, ... F.	10	.....	.....	.....	.....	.....	1	.....	.....	.....	1	1	1	.....	.....	.....
159	Premature birth ..... M.	176	2	2	.....	.....	6	1	8	3	3	17	71	15	.....	4	4
	,, ... F.	124	.....	4	1	.....	5	6	9	3	1	16	41	15	1	2	3
160	Injury at birth ..... M.	54	1	.....	.....	1	2	2	4	2	.....	8	22	5	.....	2	.....
	,, ... F.	31	.....	.....	1	.....	1	.....	.....	2	.....	5	12	6	.....	1	1
	(a) Intracranial or spinal hæmorrhage ..... M.	24	.....	.....	.....	.....	2	.....	1	1	.....	4	12	2	.....	1	.....
	Ditto ..... F.	17	.....	.....	1	.....	1	.....	.....	1	.....	3	9	.....	.....	.....	.....
	(b) Other intracranial or spinal injuries ..... M.	3	.....	.....	.....	1	.....	.....	1	.....	.....	1	.....	.....	.....	.....	.....
	(c) Others under this title ..... M.	27	1	.....	.....	.....	.....	2	2	1	.....	3	10	3	.....	1	.....
	,, ... F.	14	.....	.....	.....	.....	.....	.....	.....	1	.....	2	3	6	.....	1	1
161	Other diseases peculiar to the first year of life ..... M.	46	.....	2	.....	.....	3	2	2	2	.....	3	13	7	1	2	1
	Ditto ..... F.	23	.....	1	.....	.....	2	.....	2	2	.....	2	8	1	.....	.....	.....
	(a) Asphyxia (unspecified), atelectasis ..... M.	26	.....	2	.....	.....	1	1	1	2	.....	3	7	4	.....	1	1
	Ditto ..... F.	14	.....	.....	.....	.....	1	.....	2	1	.....	2	4	1	.....	.....	.....

BY PLACE OF RESIDENCE, BRITISH COLUMBIA, 1947—*Continued.*

Div. No. 5e.	Div. No. 5f.	Div. No. 6a.	Div. No. 6b.	Div. No. 6c.	Div. No. 6d.	Div. No. 6e.	Div. No. 6f.	Div. No. 7a.	Div. No. 7b.	Div. No. 7c.	Div. No. 8a.	Div. No. 8b.	Div. No. 8c.	Div. No. 8d.	Div. No. 8e.	Div. No. 8f.	Div. No. 8g.	Div. No. 9a.	Div. No. 9b.	Div. No. 9c.	Div. No. 9d.	Div. No. 9e.	Div. No 9f.	Div. No. 10a.	Div. No. 10b.	Div. No. 10c.	Div. No. 10d.	Int. List No.
																												148
																												148a
																												148b
																												148d
														1														149
																												149a
														1														149b
																												150
					1																							150c
	1																											
	1																											
																												152
																												153
	1																											
																												155
																												156
																												156a
																												156b
	2	1	2	4				1		2	1			1	1						1						2	
	2		1	1				1		1				1														
		1	1	3						1	1				1						1						2	
	2		1	1				1		1				1														157
		1	1	3						1	1				1						1						2	
				1																								157a
										1																		157b
																											1	
	2							1						1														157c
		1																			1							157d
			1	1																								157e
			1	2						1	1				1												1	
4	4	1	2	13	2		6	4		4	7	1		3	7	3	1			2	12		3			2	12	
3	3	1	2	9	2		3	3		3	6			2	6	1	1				7		1			1	9	
1	1			4			3	1		1	1	1		1	1	2				2	5		2			1	3	
1	1	1		1			1			1					2								1			1		158
	1															2				2			1					
2	2		1	6	2		1	3		2	6			1	4	1					5						4	159
1				2			3	1		1	1			1	1						3					1	2	
							1							1							1						2	160
				1								1																
							1																					160a
				1								1																
																												160b
														1							1						2	160c
			1	2													1				1						3	161
				1																	2		1				1	
																					1						2	161a
																					2		1					

TABLE 30.—CAUSES OF DEATH BY SEX IN CENSUS DIVISIONS,

Int. List No.	CAUSES OF DEATH.	TOTAL.	Div. No. 1a.	Div. No. 1b.	Div. No. 1c.	Div. No. 2a.	Div. No. 2b.	Div. No. 2c.	Div. No. 3a.	Div. No. 3b.	Div. No. 3c.	Div. No. 4a.	Div. No. 4b.	Div. No. 5a.	Div. No. 5b.	Div. No. 5c.	Div. No. 5d.
	Other diseases peculiar to the first year of life—*Continued.*																
	(b) Infection of the umbilicus, pemphigus, and other infections ....M.	1															
	(c) Other specified diseases peculiar to the first year of life ....M.	19					2	1	1				6	3	1	1	
	Ditto ....F.	9		1			1			1			4				
	Class XVI. Senility ....Total	162		1	1		1	6	2	3	1	57	40	12	2	2	1
	,, ...M.	83					1	4	2	3		35	20	4	1		
	,, ...F.	79		1	1			2			1	22	20	8	1	2	1
162	Senility ....M.	83					1	4	2	3		35	20	4	1		
	,, ...F.	79		1	1			2			1	22	20	8	1	2	1
	(a) With dementia ....M.	50						2		1		30	15	1			
	,, ...F.	30			1							16	11	2			
	(b) Without dementia ....M.	33					1	2	2	2		5	5	3	1		
	,, ...F.	49		1				2			1	6	9	6	1	2	1
	Class XVII. Violent or accidental deaths ....Total	1021	4	15	11	5	23	28	40	16	4	123	386	132	4	25	20
	Ditto ....M.	781	4	14	10	5	17	22	29	13	3	96	281	88	3	21	18
	,, ...F.	240		1	1		6	6	11	3	1	27	105	44	1	4	2
163, 164	Suicides ....M.	107	1	3	1		2	4	2		1	7	50	17		2	1
	,, ...F.	34					1		1			4	21	5			
163	Suicide by poisoning ....M.	21										1	15	5			
	,, ...F.	15										2	9	2			
	(a) By corrosive substances, solid and liquid poisonings ....M.	5										1	3	1			
	Ditto ....F.	6										1	2	1			
	(b) By poisonous gas ....M.	16											12	4			
	,, ...F.	9										1	7	1			
164	Suicide by other means ....M.	86	1	3	1		2	4	2		1	6	35	12		2	1
	,, ...F.	19					1		1			2	12	3			
	(a) By hanging or strangulation....M.	16					1					2	8	3			
	,, ...F.	8							1			2	3	2			
	(b) By drowning ....M.	9	1									1	6				
	,, ...F.	4											4				
	(c) By firearms or explosives ....M.	35		1	1		1	3	2		1	1	7	6		1	
	,, ...F.	3					1						2				
	(d) By cutting or piercing instruments ....M.	12		1				1					6	2			1
	(e) By jumping from high places..M.	12		1								1	7	1		1	
	,, ...F.	4											3	1			
	(f) By crushing ....M.	2										1	1				
166–168	Homicides ....M.	19						1	1	1		2	8	2			
	,, ...F.	6							1			1	3				
166	Homicide by firearms ....M.	7						1	1				4				
	,, ...F.	2							1				1				
167	Homicide by cutting or piercing instruments ....M.	4												1			
	Ditto ....F.	1										1					
168	Homicide by other or unspecified means ....M.	8								1		2	4	1			
	Ditto ....F.	3											2				
169–195	Accidental deaths ....M.	653	3	11	9	5	15	17	26	12	2	87	222	69	3	19	17
	,, ...F.	200		1	1		5	6	9	3	1	22	81	39	1	4	2
169	Railway accidents (excluding motor-vehicles) ....M.	21				1						7	1	1			
170	Motor-vehicle accidents ....M.	167	2	3	1	2	3	3	9	4	1	30	59	24		3	8
	,, ...F.	37					2		1			7	14	9			1
	(a) Collisions with trains ....M.	7								3		1	2	1			
	,, ...F.	1												1			
	(b) Collisions with street-cars ....M.	4										1	2				
	,, ...F.	1											1				
	(c) Automobile accidents (excluding trains or street-cars) ....M.	151	2	3	1	2	3	3	9	1	1	27	53	21		3	8
	Ditto ....F.	35					2		1			7	13	8			1
	(d) Motor-cycle accidents (excluding automobiles) ....M.	5										1	2	2			
171	Street-car and other road transport accidents ....M.	10				1							8	1			
	Ditto ....F.	5											4				
	(a) Street-car accidents (excluding trains and motor-vehicles) ....M.	7											6	1			
	Ditto ....F.	4											4				
	(b) Others under this title ....M.	3				1							2				
	,, ...F.	1															
172	Water transport accidents ....M.	32										6	12	1		1	1
	,, ...F.	5										1	1		1		
173	Air transport accidents ....M.	7								1			3			1	
	,, ...F.	1															
174	Accidents in mines and quarries ....M.	13		4	2		1					1	1	1			

BY PLACE OF RESIDENCE, BRITISH COLUMBIA, 1947—*Continued.*

Div. No. 5e.	Div. No. 5f.	Div. No. 6a.	Div. No. 6b.	Div. No. 6c.	Div. No. 6d.	Div. No. 6e.	Div. No. 6f.	Div. No. 7a.	Div. No. 7b.	Div. No. 7c.	Div. No. 8a.	Div. No. 8b.	Div. No. 8c.	Div. No. 8d.	Div. No. 8e.	Div. No. 8f.	Div. No. 8g.	Div. No. 9a.	Div. No. 9b.	Div. No. 9c.	Div. No. 9d.	Div. No. 9e.	Div. No. 9f.	Div. No. 10a.	Div. No. 10b.	Div. No. 10c.	Div. No. 10d.	Int. List No.
																	1											161b
			1	2																							1	161c
				1																							1	
2	4		1	2	1	1	1				2			1	4	2	3		1		1	5	2					
	1		1	1	1		1				1			1		1	1				1	1	2					
2	3			1		1					1				4	1	2		1			4						
	1		1	1	1		1				1			1		1	1				1	1	2					162
2	3			1		1					1				4	1	2		1			4						
																					1							162a
	1		1	1	1		1				1			1		1	1					1	2					162b
2	3			1		1					1				4	1	2		1			4						
7	9	1	13	30		7	7	4	4	10	11	5	2	11	7	9	1	3	1	1	26	1	3	1	1	5	5	
7	7	1	10	25		6	6	4	4	10	10	5	1	8	5	7	1	2	1	1	22	1	3	1	1	5	3	
	2		3	5		1	1				1		1	3	2	2		1			4						2	
1			1	1			1	1		2	1	1			1		1				2	1			1	1		163,
				1																							1	164
																												163
				1																							1	
																												163a
				1																							1	
																												163b
1			1	1			1	1		2	1	1			1		1				2	1			1	1		164
1															1													164a
																										1		164b
			1				1	1		2		1					1				2	1			1			164c
											1																	164d
				1																								164e
																												164f
				2				1					1															166–
			1																									168
				1																								166
				1				1					1															167
			1																									168
6	7	1	9	22		6	5	2	3	8	9	4		8	4	7		2	1	1	20		3	1		4	3	169–
	2		2	4		1	1				1		1	3	2	2		1			4						1	195
				7							1			1		1					1							169
			1	1		2	1		1	1	1			3							1					2	1	170
			1	1																	1							
										1																		170a
																												170b
			1	1		2	1		1		1			3							1					2	1	170c
			1	1																	1							
																												170d
						1																						171
																												171a
																												171b
						1																						
3	1														1						5		1					172
																		1			1							173
				1												1												
							2							1				1										174

TABLE 30.—CAUSES OF DEATH BY SEX IN CENSUS DIVISIONS,

Int. List No.	CAUSES OF DEATH.	TOTAL.	Div. No. 1a.	Div. No. 1b.	Div. No. 1c.	Div. No. 2a.	Div. No. 2b.	Div. No. 2c.	Div. No. 3a.	Div. No. 3b.	Div. No. 3c.	Div. No. 4a.	Div. No. 4b.	Div. No. 5a.	Div. No. 5b.	Div. No. 5c.	Div. No. 5d.
	Accidental deaths—*Continued.*																
175	Agricultural and forestry accidents ....M.	67	1	1	1	.....	.....	3	1	4	1	9	9	6	1	4	4
	(a) Accidents involving agricultural machinery and vehicles .....M.	3	.....	.....	.....	.....	.....	.....	.....	.....	.....	1	.....	.....	.....	.....	.....
	(b) Injury by animals, in agriculture .....M.	3	.....	.....	.....	.....	.....	.....	.....	2	1	.....	.....	.....	.....	.....	.....
	(c) Other agricultural accidents ....M.	3	.....	.....	.....	.....	.....	.....	.....	.....	.....	2	.....	.....	.....	.....	.....
	(d) Accidents involving forestry machinery and vehicles .....M.	9	1	.....	.....	.....	.....	.....	.....	1	.....	.....	2	.....	.....	1	1
	(e) Other forestry accidents .....M.	49	.....	1	1	.....	.....	3	1	1	.....	6	7	6	1	3	3
176	Other accidents involving machinery..M.	21	.....	1	.....	.....	.....	2	.....	.....	.....	1	6	1	.....	1	.....
177	Food poisoning .....M.	2	.....	.....	.....	.....	2	.....	.....	.....	.....	.....	.....	.....	.....	.....	.....
178	Accidental absorption of poisonous gas .....M.	20	.....	.....	.....	.....	.....	.....	.....	.....	.....	.....	18	1	.....	1	.....
	Ditto .....F.	3	.....	.....	.....	.....	.....	.....	.....	.....	.....	.....	3	.....	.....	.....	.....
	(a) Coal and illuminating gas .....M.	16	.....	.....	.....	.....	.....	.....	.....	.....	.....	.....	16	.....	.....	.....	.....
	,, ...F.	2	.....	.....	.....	.....	.....	.....	.....	.....	.....	.....	2	.....	.....	.....	.....
	(b) Motor-vehicle exhaust gas .....M.	2	.....	.....	.....	.....	.....	.....	.....	.....	.....	.....	.....	1	.....	1	.....
	,, ...F.	1	.....	.....	.....	.....	.....	.....	.....	.....	.....	.....	1	.....	.....	.....	.....
	(c) Other carbon-monoxide gas .....M.	2	.....	.....	.....	.....	.....	.....	.....	.....	.....	.....	2	.....	.....	.....	.....
179	Acute accidental poisoning by solids or liquids .....M.	9	.....	.....	.....	.....	.....	1	1	.....	.....	.....	5	1	.....	.....	.....
	Ditto .....F.	5	.....	.....	.....	.....	.....	.....	1	1	.....	.....	2	.....	.....	.....	.....
180	Conflagration .....M.	23	.....	.....	.....	.....	.....	2	2	.....	.....	3	6	1	.....	.....	.....
	,, ...F.	9	.....	.....	.....	.....	.....	.....	.....	.....	.....	1	3	1	.....	.....	.....
181	Accidental burns (conflagration excepted) .....M.	8	.....	1	.....	.....	.....	.....	1	.....	.....	.....	4	.....	.....	.....	.....
	Ditto .....F.	8	.....	.....	.....	.....	.....	1	.....	.....	.....	2	1	.....	.....	1	.....
182	Accidental mechanical suffocation .....M.	10	.....	.....	.....	.....	.....	.....	.....	1	.....	.....	1	4	.....	2	.....
	,, ...F.	5	.....	.....	1	.....	.....	.....	.....	.....	.....	.....	.....	1	.....	1	.....
183	Accidental drowning .....M.	81	.....	1	2	1	2	2	3	1	.....	9	24	8	1	4	1
	,, ...F.	21	.....	.....	.....	.....	1	2	2	1	.....	2	3	5	.....	1	.....
184	Accidental injury by firearms .....M.	16	.....	.....	.....	.....	1	1	1	.....	.....	1	3	2	.....	1	.....
185	Accidental injury by cutting or piercing instruments .....M.	2	.....	.....	1	.....	.....	.....	.....	.....	.....	.....	1	.....	.....	.....	.....
186	Accidental injury by fall or crushing..M.	101	.....	.....	.....	.....	5	3	5	1	.....	12	49	11	1	1	2
	,, ...F.	85	.....	1	.....	.....	2	3	4	1	1	4	45	19	.....	1	1
	(a) Accidental injury by fall .....M.	89	.....	.....	.....	.....	2	2	5	.....	.....	12	47	10	.....	1	2
	,, ...F.	85	.....	1	.....	.....	2	3	4	1	1	4	45	19	.....	1	1
	(b) Accidental injury by crushing..M.	12	.....	.....	.....	.....	3	1	.....	1	.....	.....	2	1	1	.....	.....
188	Injury by animals .....M.	2	.....	.....	.....	.....	.....	.....	1	.....	.....	.....	.....	.....	.....	.....	.....
190	Excessive cold .....M.	2	.....	.....	.....	.....	.....	.....	.....	.....	.....	.....	.....	.....	.....	.....	.....
	,, ...F.	1	.....	.....	.....	.....	.....	.....	.....	.....	.....	1	.....	.....	.....	.....	.....
193	Accidents due to electric currents .....M.	2	.....	.....	.....	.....	.....	.....	.....	.....	.....	.....	1	1	.....	.....	.....
195	Other accidents .....M.	37	.....	.....	2	.....	1	.....	2	.....	.....	9	11	5	.....	.....	1
	,, ...F.	15	.....	.....	.....	.....	.....	.....	1	.....	.....	3	5	4	.....	.....	.....
	(c) Lack of care of the new-born...M.	2	.....	.....	.....	.....	.....	.....	.....	.....	.....	.....	1	1	.....	.....	.....
	(d) Obstruction, suffocation, or puncture by ingested objects .....M.	13	.....	.....	.....	.....	1	.....	2	.....	.....	2	5	.....	.....	.....	.....
	Ditto .....F.	7	.....	.....	.....	.....	.....	.....	1	.....	.....	.....	2	3	.....	.....	.....
	(e) Other and unspecified objects...M.	22	.....	.....	2	.....	.....	.....	.....	.....	.....	7	5	4	.....	.....	1
	,, ...F.	8	.....	.....	.....	.....	.....	.....	.....	.....	.....	3	3	1	.....	.....	.....
196–198	Operations of war and legal executions M.	2	.....	.....	.....	.....	.....	.....	.....	.....	.....	.....	1	.....	.....	.....	.....
198	Legal executions .....M.	2	.....	.....	.....	.....	.....	.....	.....	.....	.....	.....	1	.....	.....	.....	.....
	Class XVIII. Ill-defined and unknown causes of death .....Total	93	.....	.....	.....	.....	5	9	1	6	.....	3	5	4	3	1	.....
	Ditto .....M.	52	.....	.....	.....	.....	3	7	.....	5	.....	3	3	2	3	1	.....
	,, ...F.	41	.....	.....	.....	.....	2	2	1	1	.....	.....	2	2	.....	.....	.....
200	Ill-defined and unknown causes .....M.	52	.....	.....	.....	.....	3	7	.....	5	.....	3	3	2	3	1	.....
	.....F.	41	.....	.....	.....	.....	2	2	1	1	.....	.....	2	2	.....	.....	.....
	(a) Ill-defined .....M.	22	.....	.....	.....	.....	1	5	.....	4	.....	3	.....	1	3	.....	.....
	.....F.	11	.....	.....	.....	.....	.....	1	.....	.....	.....	.....	1	.....	.....	.....	.....
	(b) Found dead .....M.	3	.....	.....	.....	.....	.....	1	.....	1	.....	.....	1	.....	.....	.....	.....
	.....F.	1	.....	.....	.....	.....	.....	.....	.....	.....	.....	.....	.....	.....	.....	.....	.....
	(c) Unknown or unspecified cause ....M.	27	.....	.....	.....	.....	2	1	.....	.....	.....	.....	2	1	.....	1	.....
	,, ...F.	29	.....	.....	.....	.....	2	1	1	1	.....	.....	1	2	.....	.....	.....

BY PLACE OF RESIDENCE, BRITISH COLUMBIA, 1947—*Continued.*

Div. No. 5e.	Div. No. 5f.	Div. No. 6a.	Div. No. 6b.	Div. No. 6c.	Div. No. 6d.	Div. No. 6e.	Div. No. 6f.	Div. No. 7a.	Div. No. 7b.	Div. No. 7c.	Div. No. 8a.	Div. No. 8b.	Div. No. 8c.	Div. No. 8d.	Div. No. 8e.	Div. No. 8f.	Div. No. 8g.	Div. No. 9a.	Div. No. 9b.	Div. No. 9c.	Div. No. 9d.	Div. No. 9e.	Div. No. 9f.	Div. No. 10a.	Div. No. 10b.	Div. No. 10c.	Div. No. 10d.	Int. List No.
1	1		3	1		2			2	4	2	2				1							1			1	1	175
						2																						175a
																												175b
																											1	175c
			1	1						1																		175d
1	1		2						2	3	2	2				1							1			1		175e
			1	1				1			1	1		1		2					1							176
																												177
																												178
																												178a
																												178b
																												178c
																					1							179
	1			1			1				1					1					3						1	180
	1			1							1			1		1												
														1										1				181
														1	1												1	
	1									1																		182
														1	1													
2	3	1		4				1		1	1	1			2						4		1			1		183
	1		1																		2							
			3							1				1	1													184
																												185
				4			1				1							1	1	1	2							186
				2									1															
				3			1				1							1	1		1							186a
				2									1															
				1																1	1							186b
				1																								188
						1															1							190
																												193
			1	1		1					1					1					1							195
							1									1												
																												195c
				1		1										1												195d
							1																					
			1								1										1							195e
																1												
									1																			196–
									1																			198
																												198
2	6	1	1	2	1		2				5		7	1	2	4	5	1	6	2					5	1	2	
1	2	1			1						3		4	1		1	4		3						3		1	
1	4		1	2			2				2		3		2	3	1	1	3	2					2	1	1	
1	2	1			1						3		4	1		1	4		3						3		1	200
1	4		1	2			2				2		3		2	3	1	1	3	2					2	1	1	
	1				1								1				1										1	200a
1	2		1	1												1				2						1		
																												200b
				1																								
1	1	1									3		3	1		1	3		3						3			200c
	2						2				2		3		2	2	1	1	3						2		1	

CLASSIFICATION OF ACCIDENTAL DEATHS

(These accidental deaths are classified above according to circumstances involving the

Int. List No.	CAUSES OF DEATH.		TOTAL.	Div. No. 1a.	Div. No. 1b.	Div. No. 1c.	Div. No. 2a.	Div. No. 2b.	Div. No. 2c.	Div. No. 3a.	Div. No. 3b.	Div. No. 3c.	Div. No. 4a.	Div. No. 4b.	Div. No. 5a.	Div. No. 5b.	Div. No. 5c.	Div. No. 5d.
.....	Accidental absorption of poisonous gas	M.	33	.....	.....	.....	.....	.....	.....	.....	.....	.....	1	24	1	.....	1	.....
	Ditto	F.	5	.....	.....	.....	.....	.....	.....	.....	.....	.....	.....	3	.....	.....	.....	.....
.....	Accidental burns	M.	30	.....	1	.....	.....	.....	3	3	.....	1	2	6	2	.....	1	2
	,,	F.	16	.....	.....	.....	.....	.....	1	.....	.....	.....	3	4	2	.....	1	.....
.....	Accidental mechanical suffocation	M.	12	.....	.....	.....	.....	.....	.....	.....	1	.....	.....	1	5	.....	2	.....
	,,	F.	5	.....	.....	1	.....	.....	.....	.....	.....	.....	.....	.....	1	.....	1	.....
.....	Accidental drowning	M.	116	.....	1	2	1	2	2	3	1	.....	18	35	10	1	4	2
	,,	F.	28	.....	.....	.....	.....	1	2	2	1	.....	3	6	5	1	1	.....
.....	Accidental injury by cutting or piercing instruments	M.	11	.....	1	1	.....	.....	1	.....	.....	.....	.....	5	.....	.....	.....	.....
.....	Accidental injury by fall	M.	104	1	1	1	1	2	3	5	1	.....	15	47	11	.....	1	2
	,,	F.	88	.....	1	.....	.....	2	3	4	1	1	4	46	20	.....	1	1
.....	Accidental injury by crushing	M.	269	2	7	3	3	7	6	10	9	1	41	77	31	2	9	10
	,,	F.	37	.....	.....	.....	.....	2	.....	1	.....	.....	8	15	7	.....	.....	1
.....	Accidents due to electric currents	M.	2	.....	.....	.....	.....	.....	.....	.....	.....	.....	.....	1	1	.....	.....	.....

ACCORDING TO THE NATURE OF INJURY.

accident under rubrics 169 to 176, 178, 180, 181, 182, 183, 185, 186, 187, and 193.)

Div. No. 5e.	Div. No. 5f.	Div. No. 6a.	Div. No. 6b.	Div. No. 6c.	Div. No. 6d.	Div. No. 6e.	Div. No. 6f.	Div. No. 7a.	Div. No. 7b.	Div. No. 7c.	Div. No. 8a.	Div. No. 8b.	Div. No. 8c.	Div. No. 8d.	Div. No. 8e.	Div. No. 8f.	Div. No. 8g.	Div. No. 9a.	Div. No. 9b.	Div. No. 9c.	Div. No. 9d.	Div. No. 9e.	Div. No. 9f.	Div. No. 10a.	Div. No. 10b.	Div. No. 10c.	Div. No. 10d.	Int. List No.
							1							1		1					2						1	
														1		1											
	1			3			1				1			1							1			1				
	1			1										1	1												1	
	1									1								1										
														1	1													
5	4	1	1	6				1		1	1	1			3						7		2			1		
	1		1															1			3							
											1	1									1							
				4		2	1				2							1	1		1						1	
				2		1							1															
1	1		4	7		2	2	1	3	5	3	2		5		4				1	5		1			3	1	
			1	1																	1							

TABLE 31.—CAUSES OF DEATH BY SEX IN CITIES AND VILLAGES OF 1,000 POPULATION AND OVER, BY PLACE OF RESIDENCE, BRITISH COLUMBIA, 1947.

Int. List No.	CAUSES OF DEATH.	TOTAL.	Alberni.	Chilliwack.	Courtenay.	Cranbrook.	Creston.	Duncan.	Fernie.	Grand Forks.	Kamloops.	Kelowna.	Ladysmith.	Mission.	Nanaimo.	Nelson.	New Westminster.	North Vancouver.	Port Alberni.	Port Coquitlam.	Port Moody.	Prince George.	Prince Rupert.	Revelstoke.	Rossland.	Trail.	Vancouver.	Vernon.	Victoria.
	Deaths, all causes.....Total	6158	30	73	27	39	20	31	32	20	120	86	34	30	112	107	261	168	48	16	18	63	87	36	34	72	3768	78	748
	,, ...M.	3815	16	44	19	27	13	22	21	12	94	60	19	19	62	69	145	94	35	13	12	46	69	26	23	43	2335	55	422
	,, ...F.	2343	14	29	8	12	7	9	11	8	26	26	15	11	50	38	116	74	13	3	6	17	18	10	11	29	1433	23	326
	Class I. Infectious and parasitic diseases.....Total	346	3	1	2	1	.....	1	3	.....	11	4	2	.....	3	4	14	9	2	3	.....	5	5	.....	3	3	231	6	30
	,, ...M.	252	2	1	2	1	.....	.....	3	.....	7	1	.....	.....	2	4	6	6	1	3	.....	3	4	.....	2	3	175	4	22
	,, ...F.	94	1	.....	.....	.....	.....	1	.....	.....	4	3	2	.....	1	.....	8	3	1	.....	.....	2	1	.....	1	.....	56	2	8
1	Typhoid fever .....M.	1	.....	.....	.....	.....	.....	.....	.....	.....	.....	.....	.....	.....	.....	.....	.....	.....	.....	1	.....	.....	.....	.....	.....	.....	.....	.....	.....
	,, ...F.	1	.....	.....	.....	.....	.....	.....	.....	.....	.....	.....	.....	.....	.....	.....	.....	.....	.....	.....	.....	.....	.....	.....	.....	.....	1	.....	.....
2	Paratyphoid fever .....M.	2	.....	.....	.....	.....	.....	.....	.....	.....	.....	.....	.....	.....	.....	.....	.....	.....	.....	.....	.....	.....	.....	.....	.....	.....	2	.....	.....
	,, ...F.	1	.....	.....	.....	.....	.....	.....	.....	.....	.....	.....	.....	.....	.....	.....	.....	.....	.....	.....	.....	.....	.....	.....	.....	.....	1	.....	.....
6	Cerebrospinal meningitis .....M.	2	.....	.....	.....	.....	.....	.....	.....	.....	.....	.....	.....	.....	.....	.....	.....	.....	.....	.....	.....	.....	.....	.....	.....	.....	2	.....	.....
8	Scarlet fever .....F.	1	.....	.....	.....	.....	.....	.....	.....	.....	.....	.....	.....	.....	.....	.....	.....	.....	.....	.....	.....	.....	.....	.....	.....	.....	1	.....	.....
9	Whooping-cough .....M.	1	.....	.....	.....	.....	.....	.....	.....	.....	.....	.....	.....	.....	.....	.....	.....	.....	.....	.....	.....	.....	1	.....	.....	.....	.....	.....	.....
	,, ...F.	1	.....	.....	.....	.....	.....	.....	.....	.....	.....	.....	.....	.....	.....	.....	1	.....	.....	.....	.....	.....	.....	.....	.....	.....	.....	.....	.....
10	Diphtheria .....M.	1	.....	.....	.....	.....	.....	.....	.....	.....	.....	.....	.....	.....	.....	.....	.....	.....	.....	.....	.....	.....	1	.....	.....	.....	.....	.....	.....
	,, ...F.	2	.....	.....	.....	.....	.....	.....	.....	.....	.....	.....	.....	.....	.....	.....	.....	.....	.....	.....	.....	.....	.....	.....	.....	.....	.....	.....	2
13–22	Tuberculosis .....M.	182	.....	1	1	1	.....	.....	2	.....	3	.....	.....	.....	1	4	4	5	1	2	.....	1	2	.....	1	3	128	4	18
	,, ...F.	68	1	.....	.....	.....	.....	1	.....	.....	1	2	1	.....	1	.....	5	3	1	.....	.....	2	.....	.....	1	.....	41	2	6
13	Tuberculosis of the respiratory system.....M.	165	.....	1	1	1	.....	.....	2	.....	3	.....	.....	.....	1	4	2	5	1	2	.....	.....	2	.....	1	3	117	4	15
	,, ...F.	59	1	.....	.....	.....	.....	1	.....	.....	1	2	.....	.....	1	.....	3	3	1	.....	.....	2	.....	.....	1	.....	37	1	5
	(a) With mention of occupational diseases of lungs .....M.	15	.....	.....	.....	.....	.....	.....	1	.....	.....	.....	.....	.....	.....	3	.....	1	.....	.....	.....	.....	.....	.....	.....	.....	10	.....	.....
	(b) Without mention of occupational diseases of lungs .....M.	143	.....	1	.....	1	.....	.....	.....	.....	3	.....	.....	.....	1	1	2	4	1	2	.....	.....	2	.....	1	3	104	3	14
	Ditto .....F.	56	.....	.....	.....	.....	.....	1	.....	.....	1	2	.....	.....	1	.....	3	3	1	.....	.....	2	.....	.....	1	.....	36	1	4
	(c) Unspecified site .....M.	1	.....	.....	.....	.....	.....	.....	.....	.....	.....	.....	.....	.....	.....	.....	.....	.....	.....	.....	.....	.....	.....	.....	.....	.....	.....	1	.....
	(d) With mention of dementia præcox.....M.	6	.....	.....	1	.....	.....	.....	1	.....	.....	.....	.....	.....	.....	.....	.....	.....	.....	.....	.....	.....	.....	.....	.....	.....	.....	3	.....	1
	,, ...F.	3	1	.....	.....	.....	.....	.....	.....	.....	.....	.....	.....	.....	.....	.....	.....	.....	.....	.....	.....	.....	.....	.....	.....	.....	1	.....	1
14	Tuberculosis of the meninges and central nervous system .....M.	3	.....	.....	.....	.....	.....	.....	.....	.....	.....	.....	.....	.....	.....	.....	.....	.....	.....	.....	.....	.....	.....	.....	.....	.....	2	.....	1
	Ditto .....F.	2	.....	.....	.....	.....	.....	.....	.....	.....	.....	.....	1	.....	.....	.....	.....	.....	.....	.....	.....	.....	.....	.....	.....	.....	1	.....	.....
15	Tuberculosis of the intestines and peritoneum.....F.	1	.....	.....	.....	.....	.....	.....	.....	.....	.....	.....	.....	.....	.....	.....	.....	.....	.....	.....	.....	.....	.....	.....	.....	.....	.....	1	.....
16	Tuberculosis of the vertebral column.....M.	5	.....	.....	.....	.....	.....	.....	.....	.....	.....	.....	.....	.....	.....	.....	1	.....	.....	.....	.....	1	.....	.....	.....	.....	2	.....	1
	,, ...F.	1	.....	.....	.....	.....	.....	.....	.....	.....	.....	.....	.....	.....	.....	.....	1	.....	.....	.....	.....	.....	.....	.....	.....	.....	.....	.....	.....
17	Tuberculosis of other bones and joints.....F.	1	.....	.....	.....	.....	.....	.....	.....	.....	.....	.....	.....	.....	.....	.....	.....	.....	.....	.....	.....	.....	.....	.....	.....	.....	1	.....	.....
	(b) Joints .....F.	1	.....	.....	.....	.....	.....	.....	.....	.....	.....	.....	.....	.....	.....	.....	.....	.....	.....	.....	.....	.....	.....	.....	.....	.....	1	.....	.....
19	Tuberculosis of the lymphatic system (bronchial, mesenteric, mediastinal, and retroperitoneal glands excepted) .....M.	1	.....	.....	.....	.....	.....	.....	.....	.....	.....	.....	.....	.....	.....	.....	.....	.....	.....	.....	.....	.....	.....	.....	.....	.....	1	.....	.....
	Ditto .....F.	1	.....	.....	.....	.....	.....	.....	.....	.....	.....	.....	.....	.....	.....	.....	.....	.....	.....	.....	.....	.....	.....	.....	.....	.....	.....	.....	1
20	Tuberculosis of the genito-urinary system.....M.	4	.....	.....	.....	.....	.....	.....	.....	.....	.....	.....	.....	.....	.....	.....	.....	.....	.....	.....	.....	.....	.....	.....	.....	.....	3	.....	1
21	Tuberculosis of other organs.....M.	2	.....	.....	.....	.....	.....	.....	.....	.....	.....	.....	.....	.....	.....	.....	1	.....	.....	.....	.....	.....	.....	.....	.....	.....	1	.....	.....
22	Disseminated tuberculosis .....M.	2	.....	.....	.....	.....	.....	.....	.....	.....	.....	.....	.....	.....	.....	.....	.....	.....	.....	.....	.....	.....	.....	.....	.....	.....	2	.....	.....
	,, ...F.	3	.....	.....	.....	.....	.....	.....	.....	.....	.....	.....	.....	.....	.....	.....	1	.....	.....	.....	.....	.....	.....	.....	.....	.....	2	.....	.....
	(a) Acute generalized miliary .....M.	2	.....	.....	.....	.....	.....	.....	.....	.....	.....	.....	.....	.....	.....	.....	.....	.....	.....	.....	.....	.....	.....	.....	.....	.....	2	.....	.....
	,, ...F.	3	.....	.....	.....	.....	.....	.....	.....	.....	.....	.....	.....	.....	.....	.....	1	.....	.....	.....	.....	.....	.....	.....	.....	.....	2	.....	.....

24	Purulent infection and septicæmia	M.	1														1											3		
27	Dysentery	M.	3																									24		4
30	Syphilis	M.	32			1						1			1		1											7		
	,,	F.	11							3														1				11		3
	(b) General paralysis of the insane	M.	17			1						1					1											1		
	,,	F.	1																									1		
	(c) Other syphilis of the central nervous system	M.	1																									2		
	,,	F.	3																					1				12		1
	(d) Others under this title	M.	14												1													4		
	,,	F.	7							3																		1		
32	Other diseases due to spirochætes	M.	1																									4		
33	Influenza	M.	10	1						4							1											3		
	,,	F.	3																									2		
	(a) With respiratory complications	M.	6							3							1											2		
	(b) Without respiratory complications	M.	4	1						1																		3		
	,,	F.	3																									1		
35	Measles	M.	1																									2		
	,,	F.	2									1			1													2		
36	Acute poliomyelitis and polioencephalitis	M.	4	1																			1					2		
	,,	F.	2																									2		
37	Acute infectious encephalitis	M.	2																									2		
38	Other diseases due to filterable viruses	M.	1																			1								
	(c) Chicken-pox	M.	1																			1								
44	Other infectious and parasitic diseases	M.	8					1																	1			6		
	,,	F.	2								1						1											6		
	(b) Lymphogranulomatosis (Hodgkin's disease)	M.	8					1																	1					
	,,	F.	2								1				1															
	Class II. Cancer and other tumours	Total	987	4	15	2	5	4	7	7	3	15	12	3	1	14	11	50	37	11	3	2	12	8	3	7	8	623	9	111
	,,	M.	551		8	1	4	2	5	5	1	8	8	2		7	6	28	21	8	1		7	7	3	3	4	350	7	55
	,,	F.	436	4	7	1	1	2	2	2	2	7	4	1	1	7	5	22	16	3	2	2	5	1		4	4	273	2	56
45–55	Cancer and other malignant tumours	M.	540		8	1	4	2	4	5	1	8	7	2		7	6	27	21	8	1		7	7	3	3	4	343	6	55
	,,	F.	425	4	6	1	1	2	2	2	2	7	4	1	1	7	5	22	15	3	2	1	5	1		4	4	267	1	55
45	Cancer of the buccal cavity and pharynx	M.	14															1						1				11		1
	,,	F.	9																2				1					5		1
46	Cancer of the digestive organs and peritoneum	M.	285		8	1	4	1	1	4		5	4	2		7	3	12	11	2	1		5	3	2	1	3	178	3	24
	,,	F.	169	4	4	1				2		4				5	3	10	5	3	1		1			2	1	107	1	15
	(a) Œsophagus	M.	18													2		1						1				13		1
	,,	F.	6																									5		1
	(b) Stomach	M.	115		3		3		1			1	2			3	1	5	4	2	1		3		1		3	73	1	8
	,,	F.	54	2		1				1						3		4	2									34		7
	(c) Duodenum	F.	2																				1					1		
	(d) Rectum and anus	M.	35		1							1		1				3					1		1			23		4
	,,	F.	29		1							2				1		2	1	2	1					1		18		
	(e) Intestines	M.	51		2				2			2	2					1	4									34	1	3
	,,	F.	46		3							1					1	3	1									31	1	5
	(f) Liver and biliary passages	M.	29				1					1				2		1						1		1		17	1	4
	,,	F.	10									1				1	2		1							1		4		
	(g) Pancreas	M.	31		2	1	1			2				1		1		1	3				1	1				13		4
	,,	F.	18	1						1								1		1							1	11		2
	(h) Mesentery and peritoneum	M.	3																									3		
	,,	F.	4	1																								3		
	(m) Other and unspecified sites	M.	3												1													2		
47	Cancer of the respiratory system	M.	90						1	1		2					2	4	4	3			1	1			1	55	1	14
	,,	F.	17								1	1	1						1					1				7		5
	(a) Larynx	M.	5													1		1	1									2		
	(b) Lung	M.	25						1							1		1	2	1							1	12		6
	,,	F.	9									1	1															3		4
	(c) Mediastinum and other sites	M.	60							1		2						2	1	2			1	1				41	1	8
	,,	F.	8								1								1					1				4		1

TABLE 31.—CAUSES OF DEATH BY SEX IN CITIES AND VILLAGES OF 1,000 POPULATION AND OVER, BY PLACE OF RESIDENCE, BRITISH COLUMBIA, 1947—*Continued.*

Int. List No.	CAUSES OF DEATH.	TOTAL.	Alberni.	Chilliwack.	Courtenay.	Cranbrook.	Creston.	Duncan.	Fernie.	Grand Forks.	Kamloops.	Kelowna.	Ladysmith.	Mission.	Nanaimo.	Nelson.	New Westminster.	North Vancouver.	Port Alberni.	Port Coquitlam.	Port Moody.	Prince George.	Prince Rupert.	Revelstoke.	Rossland.	Trail.	Vancouver.	Vernon.	Victoria.
	Cancer and other malignant tumours—*Continued.*																												
48	Cancer of the uterus ..... F.	55		1		1		1			1				1		4	2			1	1					35		7
	(a) Cervix ..... F.	26													1		3	2									16		4
	(b) Other and unspecified sites ..... F.	29		1		1		1			1						1				1	1					19		3
49	Cancer of other female organs ..... F.	38						1				1	1					1								1	28		5
50	Cancer of the breast ..... M.	1																									1		
	,, ... F.	84		1			2			1	1	1			1		6	1		1		2			2	1	51		13
51	Cancer of the male genital organs ..... M.	47						1			1	1				1	3	4					1		1		31		3
52	Cancer of the urinary organs ..... M.	48					1			1		2					2	2				1	1	1	1		29	1	6
	,, ... F.	11														1		1									7		2
	(a) Kidney ..... M.	16					1			1							1	1				1			1		8		2
	,, ... F.	7																1									5		1
	(b) Bladder ..... M.	32										2					1	1					1	1			21	1	4
	,, ... F.	4														1											2		1
53	Cancer of the skin ..... M.	7																	1								3		3
	,, ... F.	5																									4		1
54	Cancer of the brain ..... M.	15															2		1								12		
	,, ... F.	9												1			1									1	3		3
55	Cancer of other and unspecified organs ..... M.	33						1									3		1								23	1	4
	,, ... F.	28										1				1	1	2									20		3
56	Non-malignant tumours ..... M.	5						1																			4		
	,, ... F.	10		1														1			1						5	1	1
	(a) Ovary ..... F.	3		1																							2		
	(b) Uterus ..... F.	3																1										1	1
	(d) Brain and other parts of the central nervous system ..... M.	5						1																			4		
	Ditto ..... F.	3																			1						2		
	(e) Other and unspecified organs ..... F.	1																									1		
57	Tumours of undetermined nature ..... M.	6										1					1										3	1	
	,, ... F.	1																									1		
	(d) Brain and other parts of the central nervous system ..... M.	4										1					1										2		
	(e) Other and unspecified organs ..... M.	2																									1	1	
	,, ... F.	1																									1		
	Class III. Rheumatism, diseases of nutrition and of the endocrine glands, other general and vitamin deficiency diseases ..... Total	185	1		1	2	1	1	1	3	2			1	4	4	8	5	1	1	1	2	4		3	4	116	1	18
	Ditto ..... M.	94					1	1		2	1			1	3	3	3		1	1		1	4		1	1	59	1	10
	,, ... F.	91	1		1	2			1	1	1				1	1	5	5			1	1			2	3	57		8
58	Acute rheumatic fever ..... M.	7								1						1							1				2	1	1
	,, ... F.	1																									1		
	(a) Acute rheumatic heart conditions ..... M.	6														1							1				2	1	1
	,, ... F.	1																									1		
	(b) Others under this title ..... M.	1								1																			
59	Chronic rheumatism and other rheumatic diseases ..... M.	1																									1		
	,, ... F.	1																									1		

61	Diabetes mellitus	M.	66					1	1			1			1	3	1	2					1	3			1	43		8
	,,	F.	67			1	1			1	1	1				1	1	4	4			1	1			2	3	38		7
62	Diseases of the pituitary gland	F.	1																									1		
63	Diseases of the thyroid and parathyroid glands	M.	8								1																	7		
	,,	F.	14	1			1											1	1									9		1
	(a) Simple goitre	F.	1																									1		
	(b) Exophthalmic goitre	M.	7								1																	6		
	,,	F.	12	1			1											1										8		1
	(c) Myxœdema and cretinism	M.	1																									1		
	(d) Others under this title	F.	1																1											
64	Diseases of the thymus gland	M.	12													1	1		1	1					1			6		1
	,,	F.	5																									5		
65	Diseases of the adrenal glands (Addison's disease)	F.	1																									1		
69	Pellagra	F.	1																									1		
	Class IV. Diseases of the blood and blood-forming organs	Total	48	2			1	1				2			1	3	4					1	1	1	1	26	1	3
	Ditto	M.	33				1	1				2			1	2	2						1	1	1	18	1	2
	,,	F.	15	2												1	2					1				8		1
72	Hæmorrhagic conditions	F.	2	1																						1				
	(a) *Primary purpura*	F.	2	1																						1				
73	Anæmias	M.	9												1	1	2							1		1		3		
	,,	F.	3													1												2		
	(a) Pernicious anæmia	M.	7												1	1								1		1		3		
	,,	F.	3													1												2		
	(b) Others under this title	M.	2														2													
74	Leukæmias and aleukæmias	M.	23				1	1				2				1								1				14	1	2
	,,	F.	10	1													2						1					5		1
	(a) Leukæmias	M.	22				1					2				1								1				14	1	2
	,,	F.	10	1													2						1					5		1
	(b) Aleukæmias (Hodgkin's disease excepted)	M.	1					1																						
75	Diseases of the spleen	M.	1																									1		
	Class V. Chronic poisoning and intoxication	Total	6		1																					1		4		
	,,	M.	6		1																					1		4		
77	Alcoholism	M.	5		1																					1		3		
	(b) Chronic alcoholism	M.	4																							1		3		
	(c) Others unders this title	M.	1		1																									
79	Chronic poisoning by other mineral and organic substances	M.	1																									1		
	(b) Non-occupational	M.	1																									1		
	Class VI. Diseases of the nervous system and sense organs	Total	525	3	8	5	2	1	6	3	2	16	11	3	1	10	12	34	15	3	1	3	2	6	5	5	3	262	5	98
	Ditto	M.	271	2	7	3	2		3	2	1	12	9	2	1	2	7	14	5	2	1	2	2	5	1	4	1	128	4	49
	,,	F.	254	1	1	2		1	3	1	1	4	2	1		8	5	20	10	1		1		1	4	1	2	134	1	49
80	Encephalitis (non-epidemic)	M.	2																					1				1		
	(a) Intracranial abscess	M.	2																					1				1		
81	Meningitis (non-meningococcal)	M.	3																							1		2		
	(a) Simple meningitis	M.	2																									2		
	(b) Acute cerebrospinal meningitis	M.	1																							1				
82	Diseases of the medulla and spinal cord	M.	15											1														10		4
	,,	F.	7			1											1											2		3
83	Intracranial lesions of vascular origin	M.	223	2	7	3	1		1	2	1	11	9		1	2	5	12	5	2	1	2	2	3	1	3	1	103	3	40
	,,	F.	224	1		1		1	3	1	1	3	1	1		8	4	20	8	1		1		1	3	1	2	122		40
	(a) Cerebral hæmorrhage or effusion	M.	85	2	4	1	1		1			1	5			2	2	4	2	1		1	1	2			1	30	2	22
	,,	F.	76	1								1				4	1	10	2					1	2		1	39		14
	(b) Cerebral embolism and thrombosis	M.	13		1							1													1			6	1	3
	,,	F.	11																1								1	7		2

TABLE 31.—CAUSES OF DEATH BY SEX IN CITIES AND VILLAGES OF 1,000 POPULATION AND OVER, BY PLACE OF RESIDENCE, BRITISH COLUMBIA, 1947—*Continued.*

Int. List No.	CAUSES OF DEATH.	TOTAL.	Alberni.	Chilliwack.	Courtenay.	Cranbrook.	Creston.	Duncan.	Fernie.	Grand Forks.	Kamloops.	Kelowna.	Ladysmith.	Mission.	Nanaimo.	Nelson.	New Westminster.	North Vancouver.	Port Alberni.	Port Coquitlam.	Port Moody.	Prince George.	Prince Rupert.	Revelstoke.	Rossland.	Trail.	Vancouver.	Vernon.	Victoria.
	Intracranial lesions of vascular origin—*Continued.*																												
	(d) Hemiplegia and other paralysis of unspecified origin ..... M.	8										1															5		2
	Ditto ..... F.	9															1	1									5		2
	(e) With mention of arteriosclerosis ..... M.	117		2	2				2	1	9	3		1		3	8	3	1	1	1	1	1		3		62		13
	" ..... F.	128			1		1	3	1	1	2	1	1		4	3	9	4	1		1			1	1		71		22
84	Mental disorders and deficiency (general paralysis of the insane excepted) ..... M.	1																										1	
	Ditto ..... F.	1																											1
	(b) Others under this title ..... M.	1																										1	
	" ..... F.	1																											1
85	Epilepsy ..... M.	3				1																					1		1
	" ..... F.	4		1																							3		
87	Other diseases of the nervous system ..... M.	18						1			1					2	2						1				9		2
	" ..... F.	15									1	1						1						1			5	1	5
	(c) Paralysis agitans ..... M.	7														1											4		2
	" ..... F.	6									1	1												1			1		2
	(d) Disseminated sclerosis ..... M.	8									1					1	1						1			4		
	" ..... F.	8																1									3	1	3
	(e) Others under this title ..... M.	3						1									1										1		
	" ..... F.	1																									1		
88	Diseases of organs of vision ..... M.	3						1																					2
	" ..... F.	1																1											
89	Diseases of the ear and of the mastoid process ..... M.	3											1														2		
	" ..... F.	2																									2		
	(a) Otitis and other diseases of the ear ..... M.	1																									1		
	" ..... F.	1																									1		
	(b) Diseases of the mastoid process ..... M.	2											1														1		
	" ..... F.	1																									1		
	Class VII. Diseases of the circulatory system ..... Total	2228	6	29	9	15	8	7	11	8	42	27	12	14	47	36	81	52	15	4	8	12	33	17	4	23	1372	29	307
	" ..... M.	1409	4	19	6	11	6	6	8	5	40	19	8	8	27	21	49	29	12	3	6	11	26	14	4	14	857	22	174
	" ..... F.	819	2	10	3	4	2	1	3	3	2	8	4	6	20	15	32	23	3	1	2	1	7	3		9	515	7	133
90–95	Diseases of the heart ..... M.	1347	3	18	5	11	5	6	8	5	35	19	8	8	26	20	49	28	12	3	6	10	23	13	4	13	824	21	164
	" ..... F.	780	2	10	3	4	2	1	3	2	2	8	4	5	19	15	32	22	2	1	2	1	7	3		9	492	7	122
90	Pericarditis (acute rheumatic excluded) ..... M.	1																											1
	(b) Others under this title ..... M.	1																											1
91	Acute endocarditis (non-rheumatic) ..... M.	3																									2		1
	(a) Bacterial endocarditis (acute, subacute, or unspecified) ..... M.	3																									2		1
92	Chronic affections of the valves and endocardium ..... M.	78			2						1	1	1	2	2		5	2				1	1	2		1	54		3
	" ..... F.	60	1							1	1		1	2				3									44		7
	(a) Specified valvular diseases (rheumatic) ..... M.	34										1	1	1			2					1					26		2
	" ..... F.	36	1							1			1	1				1									29		2
	(b) Other specified valvular diseases (non-rheumatic) ..... M.	35			2									1	2		2	2					1	2		1	22		
	Ditto ..... F.	18									1			1				2									10		4

	(c) Unspecified valvular lesions and endocarditis	M.	9								1						1										6		1
	,,	F.	6																								5		1
93	Diseases of the myocardium	M.	802	2	10	3	3	3	5	5	3	22	12	2	3	16	14	20	15	5	3	4	1	8	6	2	4	511	16	104
	,,	F.	542	1	6	2	3	2	1	2	1	1	4	1	2	18	14	25	11		1	2		7	2		8	339	6	83
	(a) Acute myocarditis	M.	4																									2		2
	,,	F.	1											1																
	(b) Myocarditis (not specified under 45 years)	M.	2																									1		1
	,,	F.	1													1														
	(c) Chronic myocarditis and myocardial degeneration (rheumatic)	M.	11										1											1				6		3
	Ditto	F.	25				1										1	2	1								1	12	2	5
	(d) Chronic myocarditis (non-rheumatic)	M.	697	2	10	3	3	3	5	5	3	20	11	2	3	12	12	17	14	5	3	4	1	5	3	2	3	477	11	58
	,,	F.	483	1	6	2	2	2	1	2	1	1	4		1	15	12	22	9		1	2		7	1		7	314	4	66
	(e) Other myocarditis (not specified)	M.	88									2				4	2	3	1					2	3		1	25	5	40
	,,	F.	32												1	2	1	1	1						1			13		12
94	Diseases of the coronary arteries and angina pectoris	M.	423	1	7		7	2	1	2	2	11	6	4	3	6	5	23	11	7		2	7	12	5	2	8	233	5	51
	Ditto	F.	149		4	1	1			1			2		1	1	1	7	8	2			1		1		1	88	1	28
	(a) Diseases of the coronary arteries	M.	420	1	7		7	2	1	2	2	11	6	4	3	6	5	23	11	7		2	6	12	5	2	8	232	4	51
	,,	F.	148		4	1	1			1			2		1	1	1	7	8	2			1		1		1	87	1	28
	(b) Angina pectoris	M.	3																				1					1	1	
	,,	F.	1																									1		
95	Other diseases of the heart	M.	40		1		1			1		1		1		2	1	1					1	2				24		4
	,,	F.	29										2	2														21		4
	(a) Functional diseases of the heart (no organic lesion)	M.	3											1			1													1
	Ditto	F.	3											2																1
	(b) Other diseases of the heart (rheumatic)	M.	8													1								1				6		
	,,	F.	7										1															6		
	(c) Other diseases of the heart (non-rheumatic)	M.	29		1		1			1		1				1		1					1	1				18		3
	,,	F.	19										1															15		3
96	Aneurism (heart and aorta excepted)	M.	28	1	1	1		1				1					1						1		1		1	16		3
	,,	F.	9																1									6		2
97	Arteriosclerosis (coronary or renal sclerosis or cerebral hæmorrhage excepted)	M.	20									2				1								2				10		5
	Ditto	F.	21								1					1				1								12		6
98	Gangrene	M.	2									1																	1	
99	Other diseases of the arteries	M.	2									1																1		
	,,	F.	4																									4		
100	Diseases of the veins	M.	5																1									3		1
	,,	F.	1																											1
101	Diseases of the lymphatic system	M.	1																									1		
	,,	F.	1																											1
102	High blood-pressure (idiopathic)	M.	4																					1				2		1
	,,	F.	3											1														1		1
	Class VIII. Diseases of the respiratory system	Total	250		1				1		1	9		1	1	5	4	7	8		1		1	5	1		1	173	4	26
	,,	M.	163		1				1		1	8			1	3	3	3	7		1		1	3				111	2	17
	,,	F.	87									1		1		2	1	4	1					2	1		1	62	2	9
104	Diseases of the nasal fossæ and accessory sinuses	M.	1																											1
106	Bronchitis	M.	9																2									7		
	,,	F.	5															1										3	1	
	(a) Acute	M.	4																									4		
	,,	F.	1																									1		
	(b) Chronic	M.	4																1									3		
	,,	F.	3															1										1	1	
	(c) Unspecified	M.	1																1											
	,,	F.	1																									1		
107	Bronchopneumonia	M.	82							1		5			1		1	1	2				1	1				59	2	8
	,,	F.	45									1				2		1						1	1		1	35		3

TABLE 31.—CAUSES OF DEATH BY SEX IN CITIES AND VILLAGES OF 1,000 POPULATION AND OVER, BY PLACE OF RESIDENCE, BRITISH COLUMBIA, 1947—*Continued.*

Int. List No.	CAUSES OF DEATH.	TOTAL.	Alberni.	Chilliwack.	Courtenay.	Cranbrook.	Creston.	Duncan.	Fernie.	Grand Forks.	Kamloops.	Kelowna.	Ladysmith.	Mission.	Nanaimo.	Nelson.	New Westminster.	North Vancouver.	Port Alberni.	Port Coquitlam.	Port Moody.	Prince George.	Prince Rupert.	Revelstoke.	Rossland.	Trail.	Vancouver.	Vernon.	Victoria.
108	Lobar pneumonia ..... M.	39		1							2				1	1		1					1				28		4
	" ..... F.	20											1				2	1									12		4
109	Pneumonia (unspecified) ..... M.	11									1						2						1				5		2
	" ..... F.	7														1							1				3	1	1
110	Pleurisy ..... M.	3																									3		
	" ..... F.	3																									3		
	(a) Empyema ..... M.	1																									1		
	(b) Others under this title ..... M.	2																									2		
	" ..... F.	3																									3		
111	Hæmorrhage infarction, congestion, œdema, and thrombosis of the lungs ..... M.	3																									1		2
	Ditto ..... F.	3																									3		
	(a) Hæmorrhage infarction and thrombosis of the lungs ..... M.	1																									1		
	(b) Others under this title ..... M.	2																											2
	" ..... F.	3																									3		
112	Asthma ..... M.	4														1				1							2		
	" ..... F.	3																									2		1
113	Pulmonary emphysema ..... M.	3																1									2		
114	Other diseases of the respiratory system (tuberculosis excepted) ..... M.	8						1							2			1									4		
	Ditto ..... F.	1																									1		
	(a) Silicosis ..... M.	6													2			1									3		
	(d) Others under this title ..... M.	2						1																			1		
	" ..... F.	1																									1		
	Class IX. Diseases of the digestive system ..... Total	283		2		2		2	1		4	4	2	1	10	3	11	3	2	1		7	2	3	2	4	173	4	40
	" ..... M.	184						2	1		3	3	1		5	3	7	1	2	1		5	1	2	1	3	114	3	26
	" ..... F.	99		2		2					1	1	1	1	5		4	2				2	1	1	1	1	59	1	14
115	Diseases of the buccal cavity and annexa, and of the pharynx and tonsils ..... M.	1																									1		
	Ditto ..... F.	1																									1		
	(a) Diseases of the teeth and gums ..... M.	1																									1		
	" ..... F.	1																									1		
116	Diseases of the œsophagus ..... M.	2																						1			1		
	" ..... F.	1																									1		
117	Ulcer of the stomach or duodenum ..... M.	54									1				3	3	2						1		1	1	33	1	8
	" ..... F.	10		1									1	1			1										6		
	(a) Stomach ..... M.	25									1				1	2	1										18		2
	" ..... F.	2																									2		
	(b) Duodenum ..... M.	29													2	1	1						1		1	1	15	1	6
	" ..... F.	8		1									1	1			1										4		
118	Other diseases of the stomach ..... M.	3						1																			2		
	" ..... F.	1																											1
119	Diarrhœa and enteritis (under 2 years of age) ..... M.	9										1										1					3		4
	" ..... F.	8				1												2				1	1				2	1	
	(a) Diarrhœa and enteritis ..... M.	9										1										1					3		4
	" ..... F.	8				1												2				1	1				2	1	

120	Diarrhœa and enteritis (2 years of age and over)	M.	5												1												3		1
	"	F.	1																				1								
	(b) "Ulceration of the intestines	M.	5												1												3		1
	"	F.	1																				1								
121	Appendicitis	M.	15									1							1	1		1					9	1	1
	"	F.	7												2												4		1
122	Hernia, intestinal obstruction	M.	27							2	1				1		2					1				18		2
	"	F.	26							1	1				1		1					1			1	14		6
	(a) "Hernia	M.	11								1				1		1										7		1
	"	F.	10																						1		7		2
	(b) "Intestinal obstruction	M.	16							2							1					1				11		1
	"	F.	16							1	1				1		1					1				7		4
123	Other diseases of the intestines	M.	7						1		1						2										3		
	"	F.	4																								2		2
124	Cirrhosis of the liver	M.	39														1	1	1			2				2	24	1	7
	"	F.	18														1									1	15		1
	(a) "With mention of alcoholism	M.	3																								3		
	"	F.	1																								1		
	(b) "Without mention of alcoholism	M.	36														1	1	1			2				2	21	1	7
	"	F.	17														1									1	14		1
125	Other diseases of the liver	M.	7																								6		1
	"	F.	6																								5		1
	(a) "Acute yellow atrophy	M.	7																								6		1
	"	F.	4																								4		
	(b) "Others under this title	F.	2																								1		1
126	Biliary calculi	M.	6																				1				4		1
	"	F.	8			1									2		1										3		1
127	Other diseases of the gall-bladder and bile-ducts	M.	2																								2		
	"	F.	3		1																						1		1
128	Diseases of the pancreas	M.	2																								2		
	"	F.	3																								3		
129	Peritonitis without stated cause	M.	5					1																			3		1
	"	F.	2																								2		
	Class X. Diseases of the urinary and genital systems	Total	342	1	4	1	2	1	2			2	1		5	2	6	16	11	1		4	4	6	3	1	2	232	6	29
	Ditto	M.	238	1		1	1		2			1			3	2	4	11	8	1		4	2	5	2	1	1	165	4	19
	"	F.	104		4		1	1				1	1		2		2	5	3				2	1	1		1	67	2	10
130	Acute nephritis	M.	1																				1						
	"	F.	2																								1	1	
131	Chronic nephritis	M.	158	1		1	1		2						2	3	3	5	1		3		5	2	1		114	4	10
	"	F.	81		2		1	1				1	1		2		2	4	2				2	1	1	1	53	1	6
132	Nephritis unspecified (10 years and over)	M.	5																								5		
	"	F.	4																								2		2
133	Other diseases of the kidneys and ureters	M.	11												1		1		2								6		1
	"	F.	9		1														1								5		2
134	Calculi of the urinary passages	M.	6												1												5		
135	Diseases of the urinary bladder	F.	2															1									1		
136	Diseases of the urethra, urinary abscess, etc.	M.	3																								2		1
	(a) Stricture of the urethra	M.	2																								1		1
	(b) Others under this title	M.	1																								1		
137	Diseases of the prostate	M.	54							1			1				8	1			1	1				1	33		7
139	Diseases of the female genital organs (non-venereal)	F.	6		1																						5		
	(a) Ovaries, Fallopian tubes, and parametria	F.	2																								2		
	(b) Uterus	F.	4		1																						3		
	Class XI. Diseases of pregnancy, childbirth and the puerperal state	Total	18						1		1				2		1										11		2

TABLE 31.—CAUSES OF DEATH BY SEX IN CITIES AND VILLAGES OF 1,000 POPULATION AND OVER, BY PLACE OF RESIDENCE, BRITISH COLUMBIA, 1947—*Continued.*

Int. List No.	CAUSES OF DEATH.	TOTAL.	Alberni.	Chilliwack.	Courtenay.	Cranbrook.	Creston.	Duncan.	Fernie.	Grand Forks.	Kamloops.	Kelowna.	Ladysmith.	Mission.	Nanaimo.	Nelson.	New Westminster.	North Vancouver.	Port Alberni.	Port Coquitlam.	Port Moody.	Prince George.	Prince Rupert.	Revelstoke.	Rossland.	Trail.	Vancouver.	Vernon.	Victoria.
140	Abortion with mention of infection ..... F.	2																									2		
	(b) Spontaneous, therapeutic, or of unspecified origin with mention of other infection ..... F.	1																									1		
	(c) Self-induced ..... F.	1																									1		
142	Ectopic gestation ..... F.	1															1												
	(b) Without mention of infection ..... F.	1															1												
144	Toxæmias of pregnancy—death prior to delivery ..... F.	2																									2		
	(a) Eclampsia of pregnancy ..... F.	1																									1		
	(d) Others under this title ..... F.	1																									1		
145	Other diseases and accidents of pregnancy—death prior to delivery ..... F.	2													1														1
	(a) With mention of infection ..... F.	2													1														1
146	Hæmorrhage of childbirth and the puerperium ..... F.	5									1				1												3		
	(a) Placenta prævia ..... F.	1									1																		
	(b) Premature separation of placenta ..... F.	1																									1		
	(c) Others under this title ..... F.	3													1												2		
147	Infection during childbirth and the puerperium ..... F.	2																									1		1
	(c) Puerperal thrombophlebitis ..... F.	1																									1		
	(d) Puerperal embolism and sudden death ..... F.	1																											1
148	Puerperal toxæmias—following delivery ..... F.	2																									2		
	(b) Puerperal albuminuria and nephritis ..... F.	1																									1		
	(d) Others under this title ..... F.	1																									1		
149	Other accidents of childbirth ..... F.	1							1																				
	(a) Laceration, rupture, or other trauma of pelvic organs and tissues ..... F.	1							1																				
150	Other and unspecified conditions of childbirth and the puerperal state ..... F.	1																									1		
	(c) Others under this title ..... F.	1																									1		
	Class XII. Diseases of the skin and cellular tissue ..Total	9										1	1			1		1									4		1
	,, ... M.	4										1	1														2		
	,, ... F.	5														1		1									2		1
152	Phlegmon and acute abscesses ..... M.	1																									1		
153	Other diseases of the skin and cellular tissue ..... M.	3										1	1														1		
	,, ... F.	5														1		1									2		1
	Class XIII. Diseases of the bones and organs of movement ..... Total	6																									5		1
	Ditto ..... M.	5																									4		1
	,, ... F.	1																									1		
155	Other diseases of the bones (tuberculosis excepted) ....M.	3																									2		1
156	Diseases of the joints and other organs of movement..M.	2																									2		
	,, ... F.	1																									1		
	(a) Diseases of the joints (tuberculosis and rheumatism excepted) ..... M.	2																									2		
	(b) Others under this title ..... F.	1																									1		

	Class XIV. Congenital malformations	Total	83	2			1				1	2	4	1	1		1	1		2			1	1		1	2	57		5
	"	M.	31	1							1	1					1	1										23		3
	"	F.	52	1			1					1	4	1	1					2			1	1		1	2	34		2
157	Congenital malformations	M.	31	1							1	1					1	1										23		3
	"	F.	52	1			1					1	4	1	1					2			1	1		1	2	34		2
	(a) Congenital hydrocephalus	M.	3																									3		
	"	F.	7																									7		
	(b) Spina bifida and meningocele	F.	4	1									1															2		
	(c) Anencephalus	M.	1																									1		
	"	F.	1																									1		
	(d) Congenital malformations of the heart	M.	16	1							1																	11		3
	"	F.	19										1							1				1		1	1	13		1
	(e) Others under this title	M.	11									1					1	1										8		
	"	F.	21				1					1	2	1	1					1			1				1	11		1
	Class XV. Diseases peculiar to the first year of life	Total	230	3	3	1	2	2		2	1	3	11	4	1	5	6	10	7	4			7	7		4	6	125	6	10
	"	M.	146	3		1	2	1			1	1	10	1	1	3	4	5	4	3			6	5		3	4	82	1	5
	"	F.	84		3			1		2		2	1	3		2	2	5	3	1			1	2		1	2	43	5	5
158	Congenital debility	M.	3					1			1																	1		
	"	F.	2														1											1		
159	Premature birth	M.	90	2		1	1					1	6	1		3	1	4	3	1			6	3		1	2	52	1	1
	"	F.	55		2			1		1		1	1	3		2	1	3	3	1			1	1		1	1	25	4	3
160	Injury at birth	M.	32										3		1		2	1	1	1				1		2		18		2
	"	F.	16		1					1								2										10		2
	(a) Intracranial or spinal hæmorrhage	M.	13												1					1						2		9		
	"	F.	11							1								2										8		
	(b) Other intracranial or spinal injuries	M.	1										1																	
	(c) Others under this title	M.	18										2				2	1	1					1				9		2
	"	F.	5		1																							2		2
161	Other diseases peculiar to the first year of life	M.	21	1			1						1				1			1				1			2	11		2
	"	F.	11									1												1			1	7	1	
	(a) Asphyxia (unspecified), atelectasis	M.	12				1										1			1				1			1	6		1
	"	F.	6																					1				4	1	
	(c) Other specified diseases peculiar to the first year of life	M.	9	1									1														1	5		1
	Ditto	F.	5									1															1	3		
	Class XVI. Senility	Total	62	1	5	1				1	1		1				2	2	3	1	1		2					34		7
	"	M.	28		3								1				2		1		1		1					17		2
	"	F.	34	1	2	1				1	1							2	2	1			1					17		5
162	Senility	M.	28		3								1				2		1		1		1					17		2
	"	F.	34	1	2	1				1	1							2	2	1			1					17		5
	(a) With dementia	M.	20		2												2		1		1							13		1
	"	F.	16		1					1								2	1									9		2
	(b) Without dementia	M.	8		1								1										1					4		1
	"	F.	18	1	1	1					1								1	1			1					8		3
	Class XVII. Violent or accidental deaths	Total	540	4	4	5	6	2	3	2		13	8	5	4	10	13	23	13	6	1		8	9	3	3	13	316	7	59
	"	M.	394	3	4	5	5	2	2	2		12	6	4	4	8	8	16	10	5	1		7	9	3	3	9	224	6	36
	"	F.	146	1			1		1			1	2	1		2	5	7	3	1			1				4	92	1	23
163	Suicides	M.	64				2	1							1	2	1	2						1			2	43		9
164	"	F.	26															1									1	19	1	4
163	Suicide by poisoning	M.	20															1										15		4
	"	F.	11																									9		2
	(a) By corrosive substances, solid and liquid poisonings	M.	5															1										3		1
	Ditto	F.	3																									2		1

TABLE 31.—CAUSES OF DEATH BY SEX IN CITIES AND VILLAGES OF 1,000 POPULATION AND OVER, BY PLACE OF RESIDENCE, BRITISH COLUMBIA, 1947—*Continued.*

Int. List No.	CAUSES OF DEATH.		TOTAL.	Alberni.	Chilliwack.	Courtenay.	Cranbrook.	Creston.	Duncan.	Fernie.	Grand Forks.	Kamloops.	Kelowna.	Ladysmith.	Mission.	Nanaimo.	Nelson.	New Westminster.	North Vancouver.	Port Alberni.	Port Coquitlam.	Port Moody.	Prince George.	Prince Rupert.	Revelstoke.	Rossland.	Trail.	Vancouver.	Vernon.	Victoria.
	Suicides—*Continued.*																													
	Suicide by poisoning—*Continued.*																													
	(b) By poisonous gas	M.	15																								12		3
	,,	F.	8																								7		1
164	Suicide by other means	M.	44				2	1							1	2	1	1					1			2	28		5
	,,	F.	15															1								1	10	1	2
	(a) By hanging or strangulation	M.	12												1	1		1								1	7		1
	,,	F.	6															1									3	1	1
	(b) By drowning	M.	4																								4		
	,,	F.	3																								3		
	(c) By firearms or explosives	M.	11					1									1						1			1	5		2
	,,	F.	2																							1	1		
	(d) By cutting or piercing instruments	M.	7				1									1											4		1
	(e) By jumping from high places	M.	9				1																				7		1
	,,	F.	4																								3		1
	(f) By crushing	M.	1																								1		
166–168	Homicides	M.	10		1							1															7		1
	,,	F.	3																								3		
166	Homicide by firearms	M.	4									1															3		
	,,	F.	1																								1		
168	Homicide by other or unspecified means	M.	6		1																						4		1
	,,	F.	2																								2		
169–195	Accidental deaths	M.	319	3	3	5	3	1	2	2		11	6	4	3	6	7	14	10	5	1		7	8	3	3	7	173	6	26
	,,	F.	117	1			1		1			1	2	1		2	5	6	3	1			1				3	70		19
169	Railway accidents (excluding motor-vehicles)	M.	9						1			4									1		1	1	1					
170	Motor-vehicle accidents	M.	84		2	3	2	1	1				3		1	2	2	3	4	2			1	1	2		1	43	1	9
	,,	F.	22											1				1	1							2	11		6
	(a) Collisions with trains	M.	3															1									2		
	(b) Collisions with street-cars	M.	1																								1		
	,,	F.	1																								1		
	(c) Automobile accidents (excluding trains or street-cars)	M.	78		2	3	2	1	1				3		1	2	2	2	4	2			1	1	2		1	38	1	9
	Ditto	F.	21											1				1	1							2	10		6
	(d) Motorcycle accidents (excluding automobiles)	M.	2																								2		
171	Street-car and other road transport accidents	M.	7																								6		1
	,,	F.	4																								4		
	(a) Street-car accidents (excluding trains and motor-vehicles)	M.	5																								4		1
	Ditto	F.	4																								4		
	(b) Others under this title	M.	2																								2		
172	Water transport accidents	M.	17			1								1				3	2					3			7		
	,,	F.	1																								1		
173	Air transport accidents	M.	4									1															3		
	,,	F.	1															1											
174	Accidents in mines and quarries	M.	3							1						1											1		
175	Agricultural and forestry accidents	M.	12	1	1							1		1		1							2				5		

	(d) Accidents involving forestry machinery and vehicles M.	2									1																1		
	(e) Other forestry accidents M.	10	1	1									1		1							2					4		
176	Other accidents involving machinery M.	11				1										1	1	2	1								4		1
177	Food poisoning M.	2																								2			
178	Accidental absorption of poisonous gas M.	19																									18		1
	" F.	3																									3		
	(a) Coal and illuminating gas M.	16																									16		
	" F.	2																									2		
	(b) Motor-vehicle exhaust gas M.	1																											1
	" F.	1																									1		
	(c) Other carbon-monoxide gas M.	2																									2		
179	Acute accidental poisoning by solids or liquids M.	5																									5		
	" F.	3																				1					2		
180	Conflagration M.	11														2							1				6	2	
	" F.	2																1									1		
181	Accidental burns (conflagration excepted) M.	4																									3	1	
	" F.	3														1			1								1		
182	Accidental mechanical suffocation M.	3																	1								1		1
	" F.	1																											1
183	Accidental drowning M.	37	2								1	1		1	1	1	1					1	2		1		19	1	5
	" F.	12	1					1				1				1	1									1	3		3
184	Accidental injury by firearms M.	6												1											1		2	1	1
185	Accidental injury by cutting or piercing instruments M.	1																									1		
186	Accidental injury by fall or crushing M.	65			1						3	2	2		1	1	4	2	1			1			1	3	41		2
	" F.	59				1					1	1			2	3	2	1									39		9
	(a) Accidental injury by fall M.	60			1						2	2	2		1	1	4	2	1			1				2	39		2
	" F.	59				1					1	1			2	3	2	1									39		9
	(b) Accidental injury by crushing M.	5									1														1	1	2		
193	Accidents due to electric currents M.	2																									1		1
195	Other accidents M.	17							1		1						2					1				1	7		4
	" F.	6															1										5		
	(c) Lack of care of the new-born M.	2																									1		1
	(d) Obstruction, suffocation, or puncture by ingested objects M.	6									1						1									1	3		
	Ditto F.	2																									2		
	(e) Other and unspecified objects M.	9							1								1					1					3		3
	" F.	4															1										3		
196–198	Operations of war and legal executions M.	1																									1		
198	Legal executions M.	1																									1		
	Class XVIII. Ill-defined and unknown causes of death Total	10						1								3										1	4		1
	Ditto M.	6														2										1	2		1
	" F.	4						1								1											2		
200	Ill-defined and unknown causes M.	6														2										1	2		1
	" F.	4						1								1											2		
	(a) Ill-defined M.	4														2										1			1
	" F.	2														1											1		
	(b) Found dead M.	1																									1		
	(c) Unknown or unspecified cause M.	1																									1		
	" F.	2						1																			1		

CLASSIFICATION OF ACCIDENTAL DEATHS ACCORDING TO THE NATURE OF INJURY.

(These accidental deaths are classified above according to circumstances involving the accident, under rubrics 169 to 176, 178, 180, 181, 182, 183, 185, 186, 187, and 193.)

Int. List No.	CAUSES OF DEATH.		TOTAL.	Alberni.	Chilliwack.	Courtenay.	Cranbrook.	Creston.	Duncan.	Fernie.	Grand Forks.	Kamloops.	Kelowna.	Ladysmith.	Mission.	Nanaimo.	Nelson.	New Westminster.	North Vancouver.	Port Alberni.	Port Coquitlam.	Port Moody.	Prince George.	Prince Rupert.	Revelstoke.	Rossland.	Trail.	Vancouver.	Vernon.	Victoria.
.....	Accidental absorption of poisonous gas	M.	25	.....	.....	.....	.....	.....	.....	.....	.....	.....	.....	.....	.....	.....	.....	.....	.....	.....	.....	.....	1	.....	.....	.....	23	.....	1
.....	,,	F.	3	.....	.....	.....	.....	.....	.....	.....	.....	.....	.....	.....	.....	.....	.....	.....	.....	.....	.....	.....	.....	.....	.....	.....	3	.....	.....
.....	Accidental burns	M.	16	.....	.....	2	.....	.....	.....	.....	.....	2	.....	.....	.....	.....	3	.....	.....	.....	.....	.....	.....	.....	.....	.....	5	3	1
.....	,,	F.	6	.....	.....	.....	.....	.....	.....	.....	.....	.....	.....	.....	.....	.....	1	.....	1	1	.....	.....	.....	.....	.....	.....	2	.....	1
.....	Accidental mechanical suffocation	M.	4	.....	.....	.....	.....	.....	.....	.....	.....	.....	.....	.....	.....	1	.....	.....	.....	1	.....	.....	.....	.....	.....	.....	1	.....	1
.....	,,	F.	1	.....	.....	.....	.....	.....	.....	.....	.....	.....	.....	.....	.....	.....	.....	.....	.....	.....	.....	.....	.....	.....	.....	.....	.....	.....	1
.....	Accidental drowning	M.	55	2	.....	1	.....	.....	.....	.....	.....	2	1	1	1	1	1	4	2	.....	.....	.....	1	3	.....	1	.....	27	1	6
.....	,,	F.	15	1	.....	.....	.....	.....	1	.....	.....	.....	1	.....	.....	.....	1	1	1	.....	.....	.....	.....	.....	.....	1	5	.....	3
.....	Accidental injury by cutting or piercing instruments	M.	5	.....	.....	.....	.....	.....	.....	.....	.....	.....	.....	.....	.....	.....	.....	.....	2	.....	.....	.....	.....	.....	.....	.....	3	.....	.....
.....	Accidental injury by fall	M.	64	.....	.....	1	.....	.....	.....	.....	.....	3	2	2	.....	1	1	4	2	1	.....	.....	2	.....	1	.....	2	39	.....	3
.....	,,	F.	60	.....	.....	.....	1	.....	.....	.....	.....	1	1	.....	.....	2	3	2	1	.....	.....	.....	.....	.....	.....	.....	.....	40	.....	9
.....	Accidental injury by crushing	M.	112	1	3	1	3	1	2	1	.....	3	3	1	1	3	2	4	3	3	1	.....	3	4	2	1	2	55	1	8
.....	,,	F.	23	.....	.....	.....	.....	.....	.....	.....	.....	.....	.....	1	.....	.....	.....	2	.....	.....	.....	.....	.....	.....	.....	.....	2	13	.....	5
.....	Accidents due to electric currents	M.	2	.....	.....	.....	.....	.....	.....	.....	.....	.....	.....	.....	.....	.....	.....	.....	.....	.....	.....	.....	.....	.....	.....	.....	.....	1	.....	1

TABLE 32.—MARRIAGES BY MONTHS, BRITISH COLUMBIA, 1947.

PROVINCE.	TOTAL.	MONTHS.											
		Jan.	Feb.	March.	April.	May.	June.	July.	Aug.	Sept.	Oct.	Nov.	Dec.
British Columbia.....	11,852	650	754	749	995	1,034	1,361	1,022	1,241	1,140	980	968	958

TABLE 33.—MARRIAGES—MARITAL STATUS OF BRIDEGROOMS AND BRIDES, BRITISH COLUMBIA, 1947.

PROVINCE.	TOTAL MARRIAGES.	MARRIAGES BETWEEN									PER CENT. OF BRIDEGROOMS WHO WERE			PER CENT. OF BRIDES WHO WERE		
		Bachelors and			Widowers and			Divorced Men and								
		Spinsters.	Widows.	Divorced Women.	Spinsters.	Widows.	Divorced Women.	Spinsters.	Widows.	Divorced Women.	Bachelors.	Widowers.	Divorced.	Spinsters.	Widows.	Divorced.
British Columbia.....	11,852	8,600	398	337	250	310	124	826	119	388	83.0	5.8	11.2	81.6	7.0	11.4

TABLE 34.—MARRIAGES—AGES OF BRIDEGROOMS AND BRIDES, BRITISH COLUMBIA, 1947.

Age of Bridegroom.	Total Bridegrooms.	AGE OF BRIDE.																																									
		Under 16.	16	17	18	19	20	21	22	23	24	25	26	27	28	29	30	31	32	33	34	35	36	37	38	39	40	41	42	43	44	45	46	47	48	49	50–54	55–59	60–64	65–69	70–74	75 and over.	Not stated.
Under 18	26	2	9	9	1	2			1	2																																				
18	80	1	8	17	24	14	7	4	2	3																																		
19	262	1	31	45	61	58	27	19	9	4	2		3		1	1																										
20	459	2	20	56	95	91	82	50	29	15	8	4	1	2	2	1		1																								
21	793	5	20	60	110	138	127	144	86	33	29	15	5	4	7	2	4	1	2										1														
22	946	1	24	49	103	144	137	175	123	72	46	31	12	8	4	4	5	2	1	2	2				1																		
23	952		20	35	82	114	126	150	140	113	76	35	17	16	7	7	5		4	2			1		1										1							
24	860	2	10	31	62	78	110	109	125	104	70	53	30	24	19	10	8	4	5	2	2	1			1																		
25	870	1	10	21	56	74	72	102	110	111	116	71	43	37	15	10	7	4	5	4	1																						
26	733		7	11	38	53	69	84	92	84	75	63	54	29	25	15	14	7	4	1	3		2	1		1	1																
27	671	1	2	9	25	39	44	64	70	79	80	71	52	56	15	14	17	12	9	4	3	2	1	2																			
28	531		1	8	15	29	34	55	43	46	53	44	44	40	31	23	14	18	10	10	4	4	2		2			1														
29	481		4	8	20	16	25	38	32	43	51	36	41	35	25	29	25	15	12	10	8	3	1	1			2			1													
30	393		1	2	9	13	17	25	28	40	33	31	32	29	27	23	16	14	15	13	8	8	2	3	1	2										1						
31	337	1	1	1	7	7	9	21	24	30	25	32	35	21	18	24	17	16	15	6	10	4	3	3	4	1	1						1										
32	326			1	6	11	15	18	15	21	23	20	28	32	25	16	14	15	21	16	9	11	4	1		1	2							1									
33	282		2	2	3	6	6	14	19	19	21	21	25	23	15	18	12	15	16	7	11	10	5	4	1	1	2	1	1	1									1					
34	294		2	3	9	3	4	5	12	17	30	15	28	26	22	20	16	13	14	10	13	3	9	7	5	2	2	1	2			1												
35	197			2	2	1	3	7	12	7	9	20	9	12	13	9	10	10	13	12	7	12	8	6	3	4		2	2			2												
36	215				2	5	4	7	2	13	7	14	19	12	12	15	8	10	11	12	10	11	16	6	7	4	2	2	2	1			1											
37	191			1	2	1	1	4	6	6	10	13	14	9	14	11	6	8	15	14	12	6	9	11	6	1	2	3	2	1		1					1	1					
38	171				2		2	3	3	4	6	6	12	10	10	7	16	12	8	13	9	8	8	7	5	11	4		1		3			1									
39	151				1		1	4	1	1	4	6	7	9	6	7	5	8	5	8	11	7	11	5	10	11	3	4	1	7	1		1	1	2		3						
40	131				1	1	2	3	2	5	2	7	6	2	8	9	8	6	12	7	9	6	3	3	2	5	8	4	2		5		2	1									
41	121				1		2	3	2	1	4	1	3	6	6	6	5	4	9	2	10	6	7	11	6	8	5	1	3	2			1	1	1	2	1		1				
42	119			2		1				4	2	4	2	6	1	6	5	2	9	6	4	6	6	9	8	7	4	2	2	2	5	3	4	2		1	2	1	1				
43	91			1	1			1	1	3	1		2		4		3	3	4	5	5	3	4	7	7	10	8	5	3	2	1	1		3		1	2						
44	92					1		1	1	2		1	3	1	3	2	5	6	3	3	5	7	4	7	6	5	5	5	2	2	4	3	1		1		3						
45	78						1		1	1	2		3	5	1	2	1	1	6	5	2	7	3	1	4	3	5	6	5	3	1		3			3	2	1					
46	71				1						1	2		1	1			1	4	7	3	3	1	4	5		1	1	7	4	4	1		5	3	4	2	5						
47	74									2	1			1	2	2	1	3	6	2	1	3	3		4	4	4	4	1	5	2	5	4	2	3	3	1	5						
48	49						1						1	2	3	1	1	2	2		3	2	2	2	2	3	1		4	4	2	2	2		1		2	3	1					
49	44										1	1	2	1			1			1	1	1	3	1	1	1	3	2	1	3	1	5		6		1	3	2	1	1				
50–54	213		1					1	2	1	1	2	1	6	1	2	2	5	6	3	5	6	9	7	10	10	13	10	6	10	13	7	6	3	10	6	28	17	2		1		
55–59	203											1	1		2	1	1	2	2	3	3	4	2	4	3	5	2	4	10	7	1	9	10	12	14	11	41	35	11	2			
60–64	161															1		1			2	4	1		2		3	1		4	2	3	5	5	5	7	7	40	38	23	5	1	1	
65–69	105															1										1			1		2	1	1	2	1	4		4	18	18	28	17	6		
70–74	48									1																				1						1	1		3	3	13	13	12		
75–79	19																																							1		3	4	6	3	2	
80 and over	11														1														1												1	2	1	1	4	
Not stated	1										1																																
Total brides	11852	17	173	374	739	900	928	1111	995	888	790	620	537	467	344	297	256	226	246	190	179	145	127	121	101	104	81	66	66	51	51	41	49	41	45	44	160	121	86	44	24	7	

TABLE 35.—MARRIAGES—DENOMINATIONS OF BRIDEGROOMS AND BRIDES, BRITISH COLUMBIA, 1947.

Religious Denomination of Bridegroom.	Total Bridegrooms.	Religious Denomination of Bride.																																						
		Adventists.	Anglicans.	Apostolic Bodies.	Baptists.	Brethren, including United.	Christadelphians.	Christians.	Christian Missionary Alliance.	Christian Scientists.	Churches of Christ (Disciples).	Church of God.	Doukhobors.	Eastern Orthodox Churches.	Evangelicals.	Gospel Bodies.	Greek Catholic Churches.	Holiness Movement.	International Bible Students.	Jewish.	Lutherans.	Mennonites.	Methodists.	Moravian Church.	Mormons.	Non-denominational.	Oriental Religions.	Pentecostal Assemblies.	Plymouth Brethren.	Presbyterians.	Reformed Churches (Christian).	Roman Catholics.	Salvation Army.	Society of Friends.	Spiritualists.	Swedenborgians.	Unitarians.	United Church of Canada.	Other Religions.	Non-religious Denominations.	Unspecified or Unknown.
Adventists	20	16															1				1											1						1			
Anglicans	3085	1	1617		79	1		1	1	9				20	1		6		1	4	95	3	13	1	1	66		19	1	170	7	231	8	1	1		2	710	10	5	
Apostolic bodies	3			2																																		1			
Baptists	374	2	76		98	1				2	2			2	1			1			15	1	2			16		6	1	27	1	31	2					84	2	1	
Brethren, including United	13		1		2	5				1		1																		1								2			
Christadelphians	2						2																																		
Christians	20		2					11						2																1		2						2			
Christian Missionary Alliance	5								4																													1			
Christian Scientists	45		12		1					9											3		1			3				3		3						10			
Churches of God (Disciples)	13		5		1						3			1							1									1								1			
Church of God	2											2																													
Doukhobors	15												14																									1			
Eastern Orthodox Churches	113		12		3									41			4				2		1			10				9		19						11		1	
Evangelicals	8		1		1										3						1																	1		1	
Gospel bodies	7													1		4																						2			
Greek Catholic Churches	47		5		1									4			22				1									1		9						4			
Holiness Movement																																									
International Bible Students	16																		14							1						1									
Jewish	60		2																	46						6						2						4			
Lutherans	628	1	105		22			1		2	1	1		10	1	2	3		2		194	3	5			16		4	1	46		75	2					127		3	1
Mennonites	103		2		1									1							1	86							2	2		4						2		2	
Methodists	102		15		3					2		1		1					1		8	1	17		1	3		1		5		17						25	1		
Moravian Church	3																																					2		1	
Mormons	28		4		1								1								1		1		5					1		2						11		1	
Non-denominational	1,056	1	59		20			1	1	1				5	1		4				28	3	4		3	744		3		16	1	97	1					61	1	1	
Oriental religions	30		1																							1	23	1										4			
Pentecostal Assemblies	77		4		5							2				1			1				2		1	4		47		1		2						7			
Plymouth Brethren	33		3		1																								23	2								4			
Presbyterians	931	2	251	1	25	3				5				6	1		1		1	1	35		4	1	1	21		2		289	3	82	5				1	184	4	1	1
Reformed Churches (Christian)	4		2																		1										1										
Roman Catholics	1544	4	199		17					1			1	15	1	1	11		1	1	58	6	10		5	114		1	1	46	1	831	5					199	3	9	3
Salvation Army	26		6																							1				1		4	9					5			
Society of Friends																																									
Spiritualists	1																																		1						
Swedenborgians	2		2																																						
Unitarians	2																															1					1				
United Church of Canada	3254	6	617		84	3	1			13	2	1		18	3	2	2	1	1	2	100	6	4	1	5	60	3	11	2	127	2	219	5					1942	6	4	1
Other religions	37		10											1							1		1							1		3						4	16		
Non-religious denominations	134	1	16		4									1			1				6	1	1	1		2	1		1	3		13						17		65	
Unspecified or unknown	9		5											1											1					1		1									
Total brides	11852	34	3034	3	369	13	3	14	6	45	8	8	16	130	12	10	55	2	22	54	552	110	66	4	23	1068	27	95	32	754	16	1650	37	1	2	....	4	3429	43	95	6

TABLE 36.—MARRIAGES—BIRTHPLACES OF BRIDEGROOMS AND BRIDES, BRITISH COLUMBIA, 1947.

Birthplace of Bride — Canada.

Birthplace of Bridegroom.	Total Bridegrooms.	Prince Edward Island.	Nova Scotia.	New Brunswick.	Quebec.	Ontario.	Manitoba.	Saskatchewan.	Alberta.	British Columbia.	Prov. Unspec.
Canada	9096	17	65	37	73	332	676	1714	1192	3772	3
Prince Edward Island	21	2		1		1	3	5	2	4	
Nova Scotia	81		7	1	2	3	8	10	9	26	
New Brunswick	57	1	1	4		2	3	5	8	24	
Quebec	160	1	1		8	12	17	22	18	49	
Ontario	659	2	4	6	12	64	46	90	75	213	
Manitoba	851	2	4	4	3	33	153	148	86	296	
Saskatchewan	1952	1	9	4	9	50	139	637	250	624	
Alberta	1310	1	10	3	8	41	86	239	286	476	1
British Columbia	3999	7	29	14	31	126	221	557	456	2058	2
Province unspecified	6							1	2	2	
British Isles	1232	4	9	7	8	78	85	149	110	346	2
England	778	3	8	2	6	49	52	104	58	212	
Ireland	89	1				7	9	11	10	25	
Scotland	303		1	5	2	21	20	27	33	88	1
Wales	56					1	4	5	7	20	1
Other	6							2	2	1	
British Possessions	80			2		2	7	8	4	35	
Newfoundland	18						4		1	9	
Other	62			2		2	3	8	3	26	
Europe	667	1			9	18	55	111	86	136	1
Austria	16						1	4	3	1	
Belgium	8				1			1	2		
Czechoslovakia	24						1	7	3	3	
Denmark	33				1	1	3	4	5	9	
Finland	31				1		1	4	5	6	
France	11							2	2	5	
Germany	43					1	4	8	4	7	
Hungary	24						1	5	3	6	
Italy	25	1					3	3	2	13	
Netherlands	28				1	1	1	4	2	9	
Norway	94				3	6	10	15	6	20	
Poland	78					1	5	12	17	12	1
Romania	16					1	2	6	3	1	
Russia (U.S.S.R.)	118				2	1	17	22	18	16	
Sweden	65					6	4	7	7	14	
Yugoslavia	28							4	2	8	
Other	25						2	3	2	6	
Asia	45						1	2	3	32	
China	31						1		3	24	
Japan	13							2		7	
Other	1									1	
United States	722	1	2	5	5	33	52	113	89	266	2
Other American countries	4		1				1			2	
Other countries	5							1	1	3	
Unspecified	1										
Total brides	11852	23	77	51	95	463	877	2098	1485	4592	8

Birthplace of Bride — British Isles, British Possessions, Europe (part).

Birthplace of Bridegroom.	England. (British Isles)	Ireland. (British Isles)	Scotland. (British Isles)	Wales. (British Isles)	Other. (British Isles)	Newfoundland. (British Poss.)	Other. (British Poss.)	Austria.	Belgium.	Czechoslovakia.	Denmark.	Finland.	France.	Germany.	Hungary.	Italy.	Netherlands.	Norway.	Poland.
Canada	389	40	167	19		17	23	2	10	10	6	3	9	17	13	12	57	24	27
Prince Edward Island																		1	
Nova Scotia	7		2											1					
New Brunswick	7		1																
Quebec	12	2	3	2		2	1										1		
Ontario	53	6	19	4		1	4	1	1	2		1	2	2	1	1	1	2	2
Manitoba	35	5	17	3		1	3		1	2				3	1		6	3	3
Saskatchewan	60	5	43	2		1	4	1	2	1	1		2	1	5	1	11	5	9
Alberta	42	4	24	3		2	3		2	2	3		1	4	2	1	10	1	4
British Columbia	173	17	58	5		10	8		4	3	2	2	4	6	4	9	28	12	9
Province unspecified		1																	
British Isles	240	14	66	8	2	3	9	1			3		2	1	2		11	4	3
England	178	8	27	4	2	3	5	1			2		2		1		6	3	2
Ireland	15	1	2	1													1		
Scotland	36	5	36				3				1			1	1		3	1	1
Wales	10		1	3			1										1		
Other	1																		
British Possessions	7			1			4	1	1				1				1		
Newfoundland								1									1		
Other	7			1			4		1				1						
Europe	42	2	17	1			2	6	4	4	2	10	2	5	5	2	8	10	23
Austria	2							1							1				
Belgium	1		1						1										
Czechoslovakia	2	1	1					1		2							1		1
Denmark	4	1	3						1		1								
Finland	1		2									9							
France									1				1						
Germany	2		1					1				1		2	1				1
Hungary	1							1							3		1		
Italy																2			
Netherlands	4		1						1								2		
Norway	7		1	1			1				1						1	8	1
Poland	3		2							1									18
Romania																	1		
Russia (U.S.S.R.)	4							2		1				1					2
Sweden	6		4										1					2	
Yugoslavia	3													2			1		
Other	2		1				1										1		
Asia	1																		
China	1																		
Japan																			
Other																			
United States	33	3	13	2	1	1	7	2		1	3	3		1	1	2	1	3	5
Other American countries																			
Other countries																			
Unspecified																			
Total brides	712	59	263	31	3	21	45	12	15	15	14	16	14	24	21	16	78	41	58

Birthplace of Bride — Europe (cont.), Asia, other.

Birthplace of Bridegroom.	Romania.	Russia (U.S.S.R.).	Sweden.	Yugoslavia.	Other. (Europe)	China. (Asia)	Japan. (Asia)	Other. (Asia)	United States.	Other American Countries.	Other Countries.	Unspecified.
Canada	9	31	19	15	11	5	5		269	5		1
Prince Edward Island									2			
Nova Scotia		1							4			
New Brunswick									1			
Quebec				1			1		7			
Ontario	1	4	1						37	1		
Manitoba		2	2		3		1		31			
Saskatchewan	2	14	4	4	4		1		45	1		
Alberta	3	4	6	2	1	1			33	1		
British Columbia	3	6	6	8	3	4	2		109	2		1
Province unspecified												
British Isles	2	4	2		1	2	1		51	2		
England	1	2			1	2	1		31	2		
Ireland	1								5			
Scotland		1	2						14			
Wales		1							1			
Other												
British Possessions									6			
Newfoundland									2			
Other									4			
Europe	5	42	8	8	8				34			
Austria		2							1			
Belgium			1									
Czechoslovakia									1			
Denmark												
Finland			1						1			
France												
Germany		4		1	1				4			
Hungary	2				1							
Italy									1			
Netherlands									2			
Norway		1	3						9			
Poland	1	4							1			
Romania	1	1										
Russia (U.S.S.R.)	1	28							3			
Sweden		1	3						10			
Yugoslavia		1		7								
Other					6				1			
Asia		1					4		1			
China							1		1			
Japan		1					3					
Other												
United States	2	3		2					63	2		
Other American countries												
Other countries												
Unspecified												1
Total brides	18	81	29	25	20	7	10		424	9		2

TABLE 37.—BIRTHS OF INDIANS (EXCLUSIVE OF STILL-BIRTHS) BY MONTHS, BY PLACE OF RESIDENCE OF MOTHERS, BRITISH COLUMBIA, 1947.

PROVINCE.	TOTAL.	MONTHS.											
		Jan.	Feb.	March.	April.	May.	June.	July.	Aug.	Sept.	Oct.	Nov.	Dec.
British Columbia.....	1,380	116	110	137	101	129	95	110	129	120	104	114	115

TABLE 38.—LEGITIMATE AND ILLEGITIMATE BIRTHS OF INDIANS (EXCLUSIVE OF STILL-BIRTHS), BY PLACE OF RESIDENCE OF MOTHERS, BRITISH COLUMBIA, 1947.

PROVINCE.	TOTAL BIRTHS.			LEGITIMATE.			ILLEGITIMATE.		
	Total.	M.	F.	Total.	M.	F.	Total.	M.	F.
British Columbia.....	1,380	702	678	1,061	540	521	319	162	157

TABLE 39.—BIRTHS OF INDIANS (EXCLUSIVE OF STILL-BIRTHS) CLASSIFIED ACCORDING TO AGES OF PARENTS, BY PLACE OF RESIDENCE OF MOTHERS, BRITISH COLUMBIA, 1947.

AGE OF FATHER.	TOTAL.	AGE OF MOTHER.																																							
		12	13	14	15	16	17	18	19	20	21	22	23	24	25	26	27	28	29	30	31	32	33	34	35	36	37	38	39	40	41	42	43	44	45	46	47	48	49	50 and over.	Not stated.
Under 16 years																																									
16 years																																									
17 ,,	4					1	1	1		1																															
18 ,,	4						2	2																																	
19 ,,	16						4	4	3	3	1			1																											
20 ,,	23					2	2		7	1	3	2	4	1			1																								
21 ,,	27					1	2	3	5	7	2	1	2		2	2																									
22 ,,	36				1		3	8	5	6	5	3		3			2																								
23 ,,	36					1	2	4	4	5	3	5	6		1	2	1	1	1																						
24 ,,	36				2	1	1	4	4	5	5	6	3	3	1	1																									
25 ,,	37					1		4	4		4	5	7	1	6		2	1		1				1																	
26 ,,	64						2	3	7	8	6	2	7	5	8	7	4	3							1			1													
27 ,,	51							1	3	2	6	6	7	5	5	7	2	2	1		2	1				1															
28 ,,	39							1	2	2	1	1	6	8	2	6	6	2			1			1																	
29 ,,	51						1		2	3	5	3	1	5	6	4	4	4	6	3	1		1	1		1															
30 ,,	42							1		1	2	1	4	10	2	1	4	4	4	3	2		1	2																	
31 ,,	47							1		2	1		2	2	7	8	6		3	11	1	3																			
32 ,,	45								3	2	2	3	1	6	4	4	1	4	2	5	2	3	1					1	1												
33 ,,	41							1		1	3		2	2	2	6	4	3	1	2	6	1	3	1		2	1														
34 ,,	40								2		1	2	1	2		2	5	2	3	7	1	3	2	2		1	2	2													
35 ,,	36										1	1	1		2	2	3	4	4	2	2	2	3	4	2	1			1												1
36 ,,	32								1						3	2	1	2	1	3	3	3	6	5		1			1												
37 ,,	40					1			1		3	1	1	2	2	3	6	2	2	1	2		2	4	2	3	1			1											
38 ,,	36								1		1	2	3	1	1	4	1	2	2	4		4	1	2	1	1	2	2	1												
39 ,,	29								1	1	1		1		2	1	4	2		2	2			1	1	3	1	1	2	2		1									
40 ,,	37							1	1			1	3			1	1	1		5			2	1	4	1	2	4	2	6	1										
41 ,,	30								1		1		1	1	1		1			1	1	1	3	4	1	2	1	1	1	4	1	2				1					
42 ,,	15											1	2			1		2	1	1	1	1		1		1	1	2													
43 ,,	20							1	1			1		2		1	3		1			1		2		2	1	1			1	2									
44 ,,	13												1				1				3	1		1		1	1	3		1											
45 ,,	17									1			1				1			1	1		2		2	1	2			1			1	1	1	1					
46 ,,	15										1		1	1				1			1		1	1		1	2		1		1	1		1		1					
47 ,,	19											2	1	1			1		2	1	1						2	3		1		3			1						
48 ,,	11																									1	1	2	1	2		2		1		1					
49 ,,	19									1				1		1			1	1				2		1		1	4	2			1	1			1	1			
50 ,,	6																		2										2		1		1								
51 ,,	8																					1			2						1	1		1					1	1	
52 ,,	4																1	2										1													
53 ,,	7														1											1							1	2		1					1
54 ,,	2														1							1																			
55 ,,	3																																	1	2						
56 ,,	3																								1						1	1									
57 ,,	2															1									1																
58 ,,	5																			1							1		1				1		1						
59 ,,	3																									1			1					1							
60 ,,																																									
61 ,,	3																		1		1						1														
62 ,,	2																								1										1						
63 ,,																																									
64 ,,																																									
65 and over	4											1																			1			2							
Not stated	1																																								1
Children born to—																																									
Married mothers	1,061				3	8	20	40	58	52	58	50	69	63	59	67	66	44	38	55	34	26	28	36	19	27	22	25	19	20	8	13	5	11	6	5	1	1	1	1	3
Unmarried mothers	319			1	8	13	16	25	31	23	26	21	17	18	17	15	13	10	10	4	6	4	5	7	4	5	5	2	3	2	2	3	1			1	1				
All mothers	1,380			1	11	21	36	65	89	75	84	71	86	81	76	82	79	54	48	59	40	30	33	43	23	32	27	27	22	22	10	16	6	11	6	6	2	1	1	1	3

TABLE 40.—DEATHS OF INDIAN CHILDREN UNDER ONE YEAR (EXCLUSIVE OF STILL-BIRTHS) BY MONTHS, BY PLACE OF RESIDENCE, BRITISH COLUMBIA, 1947.

PROVINCE.	TOTAL.	MONTHS.											
		Jan.	Feb.	March.	April.	May.	June.	July.	Aug.	Sept.	Oct.	Nov.	Dec.
British Columbia	225	18	17	19	20	18	14	13	25	21	16	18	26

TABLE 41.—DEATHS OF INDIAN CHILDREN UNDER ONE YEAR (EXCLUSIVE OF STILL-BIRTHS) BY AGE AT DEATH, BY PLACE OF RESIDENCE, BRITISH COLUMBIA, 1947.

AGES.		No.
All infants	Total	225
,,	M.	130
,,	F.	95
Under 1 day	Total	37
,,	M.	21
,,	F.	16
1 day	Total	5
,,	M.	3
,,	F.	2
2 days	Total	6
,,	M.	5
,,	F.	1
3 days	Total	1
,,	M.	1
,,	F.	.....
4 days	Total	3
,,	M.	1
,,	F.	2
5 days	Total	3
,,	M.	.....
,,	F.	3
6 days	Total	1
,,	M.	.....
,,	F.	1
Under 1 week	Total	56
,,	M.	31
,,	F.	25
1 week and under 2 weeks	Total	2
,,	M.	1
,,	F.	1
2 weeks and under 3 weeks	Total	4
,,	M.	3
,,	F.	1
3 weeks and under 1 month	Total	11
,,	M.	5
,,	F.	6

AGES.		No.
Under 1 month	Total	73
,,	M.	40
,,	F.	33
1 month and under 2 months	Total	19
,,	M.	11
,,	F.	8
2 months and under 3 months	Total	22
,,	M.	17
,,	F.	5
3 months and under 4 months	Total	13
,,	M.	6
,,	F.	7
4 months and under 5 months	Total	19
,,	M.	11
,,	F.	8
5 months and under 6 months	Total	18
,,	M.	11
,,	F.	7
6 months and under 7 months	Total	10
,,	M.	4
,,	F.	6
7 months and under 8 months	Total	10
,,	M.	8
,,	F.	2
8 months and under 9 months	Total	10
,,	M.	8
,,	F.	2
9 months and under 10 months	Total	8
,,	M.	2
,,	F.	6
10 months and under 11 months	Total	12
,,	M.	6
,,	F.	6
11 months and under 12 months	Total	11
,,	M.	6
,,	F.	5

TABLE 42.—DEATHS OF INDIAN CHILDREN UNDER ONE YEAR (EXCLUSIVE OF STILL-BIRTHS) FROM CERTAIN SPECIFIED CAUSES, BY SEX, BY PLACE OF RESIDENCE, BRITISH COLUMBIA, 1947.

Int. List No.	CAUSES OF DEATH.	Total	M.	F.
	All causes	225	130	95
9	Whooping-cough	11	5	6
13	Tuberculosis of the respiratory system	8	3	5
14–22	Tuberculosis, other organs	4	3	1
27	Dysentery	5	3	2
30	Syphilis	2	....	2
33	Influenza	9	8	1
35	Measles	10	8	2
64	Diseases of the thymus gland	2	1	1
81	Meningitis (non-meningococcal)	3	....	3
86	Convulsions	2	1	1
89	Diseases of the ear and of the mastoid process	1	....	1
106	Bronchitis	2	1	1
107	Bronchopneumonia	22	15	7
108, 109	Pneumonia	28	17	11
119	Diarrhœa and enteritis	22	14	8
157	Congenital malformations	4	2	2
	(d) Congenital malformations of the heart	2	2	....
	(b, c, e) Others under this title	2	....	2
158	Congenital debility	13	7	6
159	Premature birth	45	27	18
161	Other diseases peculiar to the first year of life	6	3	3
169–195, 197	Other violent deaths	4	2	2
	Other specified causes	1	1	....
199, 200	Ill-defined and unknown causes	21	9	12

TABLE 43.—TOTAL DEATHS OF INDIANS (EXCLUSIVE OF STILL-BIRTHS) BY MONTHS, BY PLACE OF RESIDENCE, BRITISH COLUMBIA, 1947.

PROVINCE.	TOTAL.	MONTHS.											
		Jan.	Feb.	March.	April.	May.	June.	July.	Aug.	Sept.	Oct.	Nov.	Dec.
British Columbia	683	65	54	61	68	62	46	57	59	57	53	47	54

TABLE 44.—DEATHS OF INDIANS (EXCLUSIVE OF STILL-BIRTHS) BY SINGLE YEARS OF AGE AND AGE-GROUPS, BY PLACE OF RESIDENCE, BRITISH COLUMBIA, 1947.

AGES.	Total.	M.	F.
All ages	683	350	333
Under 1 year	225	130	95
1 year	35	19	16
2 years	22	13	9
3 "	13	8	5
4 "	16	8	8
Total under 5 years	311	178	133
5 years	6	3	3
6 "	4	1	3
7 "	7	6	1
8 "	4	1	3
9 "	9	3	6
Total 5–9 year	30	14	16
10 years	5	3	2
11 "	2	.....	2
12 "	3	2	1
13 "	7	3	4
14 "	6	2	4
Total 10–14 years	23	10	13
15 years	6	3	3
16 "	14	7	7
17 "	10	4	6
18 "	4	3	1
19 "	7	5	2
Total 15–19 years	41	22	19
20 years	3	.....	3
21 "	9	3	6
22 "	10	5	5
23 "	6	2	4
24 "	6	2	4
Total 20–24 years	34	12	22
25 years	6	2	4
26 "	6	3	3
27 "	7	4	3
28 "	6	2	4
29 "	7	2	5
Total 25–29 years	32	13	19
30 years	7	4	3
31 "	1	1	.....
32 "	2	2	.....
33 "	5	1	4
34 "	3	.....	3
Total 30–34 years	18	8	10
35 years	.....	.....	.....
36 "	1	1	.....
37 "	9	3	6
38 "	1	1	.....
39 "	2	.....	2
Total 35–39 years	13	5	8
40 years	4	3	1
41 "	.....	.....	.....
42 "	4	1	3
43 "	3	.....	3
44 "	2	1	1
Total 40–44 years	13	5	8
45 years	3	1	2
46 "	2	1	1
47 "	4	1	3
48 "	2	.....	2
49 "	2	2	.....
Total 45–49 years	13	5	8
50 years	3	.....	3
51 "	1	.....	1
52 "	1	1	.....
53 "	5	3	2
54 "	1	.....	1
Total 50–54 years	11	4	7
55 years	5	4	1
56 "	2	1	1
57 "	4	1	3
58 "	2	1	1
59 "	3	3	.....
Total 55–59 years	16	10	6
60 years	3	2	1
61 "	3	1	2
62 "	3	3	.....
63 "	5	4	1
64 "	1	.....	1
Total 60–64 years	15	10	5
65 years	4	3	1
66 "	8	5	3
67 "	3	3	.....
68 "	4	3	1
69 "	1	1	.....
Total 65–69 years	20	15	5
70 years	9	2	7
71 "	1	.....	1
72 "	6	5	1
73 "	3	1	2
74 "	3	1	2
Total 70–74 years	22	9	13
75 years	7	4	3
76 "	5	1	4
77 "	4	2	2
78 "	2	1	1
79 "	2	.....	2
Total 75–79 years	20	8	12
80 years	7	3	4
81 "	6	3	3
82 "	4	.....	4
83 "	1	.....	1
84 "	5	5	.....
Total 80–84 years	23	11	12
85 years	1	.....	1
86 "	2	1	1
87 "	3	1	2
88 "	4	3	1
89 "	2	.....	2
Total 85–89 years	12	5	7
90 years	3	1	2
91 "	2	1	1
92 "	3	1	2
93 "	.....	.....	.....
94 "	.....	.....	.....
Total 90–94 years	8	3	5
95 years	.....	.....	.....
96 "	3	2	1
97 "	.....	.....	.....
98 "	1	.....	1
99 "	.....	.....	.....
Total 95–99 years	4	2	2
100 years and over	2	.....	2
Not stated	2	1	1

TABLE 45.—CAUSES OF DEATH OF INDIANS BY SEX, AGE, AND PLACE OF RESIDENCE, BRITISH COLUMBIA, 1947.

Int. List No.	CAUSES OF DEATH.		TOTAL.	AGES. Under 1 Year.	1 Year.	2 Years.	3 Years.	4 Years.	5–9 Yrs.	10–14 Yrs.	15–19 Yrs.	20–24 Yrs.	25–29 Yrs.	30–34 Yrs.	35–39 Yrs.	40–44 Yrs.	45–49 Yrs.	50–54 Yrs.	55–59 Yrs.	60–64 Yrs.	65–69 Yrs.	70–74 Yrs.	75–79 Yrs.	80–84 Yrs.	85–89 Yrs.	90–94 Yrs.	95–99 Yrs.	100 Yrs. and over.	Not stated.
	Deaths, all causes	Total	683	225	35	22	13	16	30	23	41	34	32	18	13	13	13	11	16	15	20	22	20	23	12	8	4	2	2
	,,	M.	350	130	19	13	8	8	14	10	22	12	13	8	5	5	5	4	10	10	15	9	8	11	5	3	2	.....	1
	,,	F.	333	95	16	9	5	8	16	13	19	22	19	10	8	8	8	7	6	5	5	13	12	12	7	5	2	2	1
	Class I. Infectious and parasitic diseases	Total	236	50	13	11	8	9	19	17	29	19	18	11	7	6	3	.....	2	4	3	2	2	2	1	.....	.....	.....	.....
	,,	M.	109	31	8	7	4	3	8	7	13	5	5	3	2	3	1	.....	2	2	3	1	1	.....	.....	.....	.....	.....	.....
	,,	F.	127	19	5	4	4	6	11	10	16	14	13	8	5	3	2	.....	.....	2	.....	1	1	2	1	.....	.....	.....	.....
1	Typhoid fever	F.	1	.....	.....	1	.....	.....	.....	.....	.....	.....	.....	.....	.....	.....	.....	.....	.....	.....	.....	.....	.....	.....	.....	.....	.....	.....	.....
9	Whooping-cough	M.	5	5	.....	.....	.....	.....	.....	.....	.....	.....	.....	.....	.....	.....	.....	.....	.....	.....	.....	.....	.....	.....	.....	.....	.....	.....	.....
	,,	F.	6	6	.....	.....	.....	.....	.....	.....	.....	.....	.....	.....	.....	.....	.....	.....	.....	.....	.....	.....	.....	.....	.....	.....	.....	.....	.....
13–	Tuberculosis	M.	74	6	5	5	3	3	8	6	12	5	5	3	2	3	1	.....	2	2	1	1	1	.....	.....	.....	.....	.....	.....
22	,,	F.	100	6	2	3	2	6	9	10	16	14	13	7	4	3	.....	.....	.....	2	.....	1	1	1	.....	.....	.....	.....	.....
13	Tuberculosis of the respiratory system	M.	57	3	3	3	1	2	5	4	12	4	4	3	2	3	1	.....	2	2	1	1	1	.....	.....	.....	.....	.....	.....
	,,	F.	84	5	1	2	2	4	5	7	16	13	11	7	4	2	.....	.....	.....	2	.....	1	1	1	.....	.....	.....	.....	.....
	(b) Without mention of occupational diseases of lungs	M.	50	2	2	2	1	2	4	3	12	4	3	3	1	3	1	.....	2	2	1	1	1	.....	.....	.....	.....	.....	.....
	Ditto	F.	69	3	1	2	2	2	5	6	11	11	9	7	4	2	.....	.....	.....	2	.....	1	1	.....	.....	.....	.....	.....	.....
	(c) Unspecified site	M.	7	1	1	1	.....	.....	1	1	.....	.....	1	.....	1	.....	.....	.....	.....	.....	.....	.....	.....	.....	.....	.....	.....	.....	.....
	,,	F.	15	2	.....	.....	.....	2	.....	1	5	2	2	.....	.....	.....	.....	.....	.....	.....	.....	.....	.....	1	.....	.....	.....	.....	.....
14	Tuberculosis of the meninges and central nervous system	M.	11	3	2	2	2	1	1	.....	.....	.....	.....	.....	.....	.....	.....	.....	.....	.....	.....	.....	.....	.....	.....	.....	.....	.....	.....
	Ditto	F.	12	1	1	1	.....	2	4	2	.....	.....	1	.....	.....	.....	.....	.....	.....	.....	.....	.....	.....	.....	.....	.....	.....	.....	.....
15	Tuberculosis of the intestines and peritoneum	M.	1	.....	.....	.....	.....	.....	.....	.....	.....	1	.....	.....	.....	.....	.....	.....	.....	.....	.....	.....	.....	.....	.....	.....	.....	.....	.....
	,,	F.	1	.....	.....	.....	.....	.....	.....	.....	.....	1	.....	.....	.....	.....	.....	.....	.....	.....	.....	.....	.....	.....	.....	.....	.....	.....	.....
16	Tuberculosis of the vertebral column	M.	2	.....	.....	.....	.....	.....	.....	2	.....	.....	.....	.....	.....	.....	.....	.....	.....	.....	.....	.....	.....	.....	.....	.....	.....	.....	.....
17	Tuberculosis of other bones and joints	M.	1	.....	.....	.....	.....	.....	.....	.....	.....	.....	1	.....	.....	.....	.....	.....	.....	.....	.....	.....	.....	.....	.....	.....	.....	.....	.....
	(b) Joints	M.	1	.....	.....	.....	.....	.....	.....	.....	.....	.....	1	.....	.....	.....	.....	.....	.....	.....	.....	.....	.....	.....	.....	.....	.....	.....	.....
22	Disseminated tuberculosis	M.	2	.....	.....	.....	.....	.....	2	.....	.....	.....	.....	.....	.....	.....	.....	.....	.....	.....	.....	.....	.....	.....	.....	.....	.....	.....	.....
	,,	F.	3	.....	.....	.....	.....	.....	.....	1	.....	.....	1	.....	.....	1	.....	.....	.....	.....	.....	.....	.....	.....	.....	.....	.....	.....	.....
	(a) Acute generalized miliary	M.	2	.....	.....	.....	.....	.....	2	.....	.....	.....	.....	.....	.....	.....	.....	.....	.....	.....	.....	.....	.....	.....	.....	.....	.....	.....	.....
	,,	F.	2	.....	.....	.....	.....	.....	.....	1	.....	.....	1	.....	.....	.....	.....	.....	.....	.....	.....	.....	.....	.....	.....	.....	.....	.....	.....
	(b) Other and unspecified generalized	F.	1	.....	.....	.....	.....	.....	.....	.....	.....	.....	.....	.....	.....	1	.....	.....	.....	.....	.....	.....	.....	.....	.....	.....	.....	.....	.....
27	Dysentery	M.	3	3	.....	.....	.....	.....	.....	.....	.....	.....	.....	.....	.....	.....	.....	.....	.....	.....	.....	.....	.....	.....	.....	.....	.....	.....	.....
	,,	F.	2	2	.....	.....	.....	.....	.....	.....	.....	.....	.....	.....	.....	.....	.....	.....	.....	.....	.....	.....	.....	.....	.....	.....	.....	.....	.....
30	Syphilis	M.	1	.....	1	.....	.....	.....	.....	.....	.....	.....	.....	.....	.....	.....	.....	.....	.....	.....	.....	.....	.....	.....	.....	.....	.....	.....	.....
		F.	6	2	.....	.....	.....	.....	.....	.....	.....	.....	.....	1	1	.....	2	.....	.....	.....	.....	.....	.....	.....	.....	.....	.....	.....	.....
	(c) Other syphilis of the central nervous system	F.	1	.....	.....	.....	.....	.....	.....	.....	.....	.....	.....	.....	1	.....	.....	.....	.....	.....	.....	.....	.....	.....	.....	.....	.....	.....	.....	.....
	(d) Others under this title	M.	1	.....	1	.....	.....	.....	.....	.....	.....	.....	.....	.....	.....	.....	.....	.....	.....	.....	.....	.....	.....	.....	.....	.....	.....	.....	.....	.....
	,,	F.	5	2	.....	.....	.....	.....	.....	.....	.....	.....	.....	1	.....	.....	2	.....	.....	.....	.....	.....	.....	.....	.....	.....	.....	.....	.....
32	Other diseases due to spirochætes	F.	1	.....	.....	.....	.....	.....	1	.....	.....	.....	.....	.....	.....	.....	.....	.....	.....	.....	.....	.....	.....	.....	.....	.....	.....	.....	.....	.....
33	Influenza	M.	16	8	2	2	1	.....	.....	1	.....	.....	.....	.....	.....	.....	.....	.....	.....	.....	2	.....	.....	.....	.....	.....	.....	.....	.....	.....
	,,	F.	7	1	1	.....	2	.....	1	.....	.....	.....	.....	.....	.....	.....	.....	.....	.....	.....	.....	.....	.....	1	1	.....	.....	.....	.....	.....
	(a) With respiratory complications	M.	3	3	.....	.....	.....	.....	.....	.....	.....	.....	.....	.....	.....	.....	.....	.....	.....	.....	.....	.....	.....	.....	.....	.....	.....	.....	.....	.....
		F.	2	.....	1	.....	.....	.....	.....	.....	.....	.....	.....	.....	.....	.....	.....	.....	.....	.....	.....	.....	.....	1	.....	.....	.....	.....	.....	.....
	(b) Without respiratory complications	M.	13	5	2	2	1	.....	.....	1	.....	.....	.....	.....	.....	.....	.....	.....	.....	.....	2	.....	.....	.....	.....	.....	.....	.....	.....	.....
	,,	F.	5	1	.....	.....	2	.....	1	.....	.....	.....	.....	.....	.....	.....	.....	.....	.....	.....	.....	.....	.....	.....	1	.....	.....	.....	.....	.....
35	Measles	M.	9	8	.....	.....	.....	.....	.....	.....	1	.....	.....	.....	.....	.....	.....	.....	.....	.....	.....	.....	.....	.....	.....	.....	.....	.....	.....	.....
	,,	F.	4	2	2	.....	.....	.....	.....	.....	.....	.....	.....	.....	.....	.....	.....	.....	.....	.....	.....	.....	.....	.....	.....	.....	.....	.....	.....	.....

38	Other diseases due to *filterable viruses* M.	1	1																									
	(c) Chicken-pox M.	1	1																									
	Class II. Cancer and other tumours Total	17											1	2	1	1	2	5		1	1	3						
	,, M.	7											1	1			1	1			1	2						
	,, F.	10												1	1	1	1	4		1		1						
45–55	Cancer and other malignant tumours M.	7											1	1			1	1			1	2						
	,, F.	10												1	1	1	1	4		1		1						
46	Cancer of the digestive organs and peritoneum M.	4												1			1				1	1						
	,, F.	5													1		1	1		1		1						
	(a) Œsophagus M.	1																			1							
	(b) Stomach F.	3													1			1				1						
	(d) Rectum and anus M.	1															1											
	,, F.	1															1											
	(e) Intestines F.	1																		1								
	(f) Liver and biliary passages M.	1																				1						
	(h) Mesentery and *peritoneum* M.	1												1														
47	Cancer of the respiratory system M.	1																				1						
	,, F.	1																1										
	(b) Lung M.	1																				1						
	,, F.	1																1										
48	Cancer of the uterus F.	2												1		1												
	(b) Other and unspecified sites F.	2												1		1												
50	Cancer of the breast F.	2																2										
51	Cancer of the male genital organs M.	1											1															
53	Cancer of the skin M.	1																1										
	Class III. Rheumatism, diseases of nutrition and of the endocrine glands, other general and vitamin deficiency diseases Total	6	2	1				1	1	1																		
	Ditto M.	4	1	1				1		1																		
	,, F.	2	1						1																			
58	Acute rheumatic fever M.	2						1		1																		
	,, F.	1							1																			
	(a) Acute rheumatic heart conditions M.	1						1																				
	,, F.	1							1																			
	(b) Others under this title M.	1								1																		
64	Diseases of the thymus gland M.	2	1	1																								
	,, F.	1	1																									
	Class IV. Diseases of the blood and *blood-forming* organs Total	2			1					1																		
	Ditto F.	2			1					1																		
72	Hæmorrhagic conditions F.	1								1																		
	(a) Primary purpura F.	1								1																		
75	Diseases of the spleen F.	1			1																							
	Class V. Chronic poisoning and intoxication Total	1										1																
	,, F.	1										1																
77	Alcoholism F.	1										1																
	(a) Acute alcoholism F.	1										1																
	Class VI. Diseases of the nervous system and sense organs Total	21	6	1	1					1		1			1	1	1		1	2	1	1	2	1				
	Ditto M.	11	1		1					1						1			1	2		1	2	1				
	,, F.	10	5	1								1			1		1				1							

TABLE 45.—CAUSES OF DEATH OF INDIANS BY SEX, AGE, AND PLACE OF RESIDENCE, BRITISH COLUMBIA, 1947—*Continued.*

Int. List No.	CAUSES OF DEATH.	TOTAL.	AGES. Under 1 Year.	1 Year.	2 Years.	3 Years.	4 Years.	5–9 Yrs.	10–14 Yrs.	15–19 Yrs.	20–24 Yrs.	25–29 Yrs.	30–34 Yrs.	35–39 Yrs.	40–44 Yrs.	45–49 Yrs.	50–54 Yrs.	55–59 Yrs.	60–64 Yrs.	65–69 Yrs.	70–74 Yrs.	75–79 Yrs.	80–84 Yrs.	85–89 Yrs.	90–94 Yrs.	95–99 Yrs.	100 Yrs. and over.	Not stated.
80	Encephalitis (non-epidemic) ..... F.	2		1											1													
	(a) Intracranial abscess ..... F.	2		1											1													
81	Meningitis (non-meningococcal) ..... M.	1			1																							
	" ..... F.	3	3																									
	(a) Simple meningitis ..... M.	1			1																							
	" ..... F.	3	3																									
83	Intracranial lesions of vascular origin ..... M.	8														1			1	2		1	2	1				
	" ..... F.	3										1					1				1							
	(a) Cerebral hæmorrhage or effusion ..... M.	3														1				2								
	" ..... F.	2															1				1							
	(d) Hemiplegia and other paralysis of unspecified origin ..... M.	1																	1									
	(e) With mention of arteriosclerosis ..... M.	4																				1	2	1				
	" ..... F.	1										1																
85	Epilepsy ..... M.	1								1																		
86	Convulsions (under 5 years of age) ..... M.	1	1																									
	" ..... F.	1	1																									
89	Diseases of the ear and of the mastoid process ..... F.	1	1																									
	(a) Otitis and other diseases of the ear ..... F.	1	1																									
	Class VII. Diseases of the circulatory system ..... Total	53					1		1	2		2			1	2	2	4	6	3	7	4	7	2	6	3		
	" ..... M.	29					1		1	2								2	5	3	5	1	3	1	3	2		
	" ..... F.	24										2			1	2	2	2	1		2	3	4	1	3	1		
90–95	Diseases of the heart ..... M.	27					1		1	2								2	5	3	4		3	1	3	2		
	" ..... F.	24										2			1	2	2	2	1		2	3	4	1	3	1		
92	Chronic affections of the valves and endocardium ..... M.	2								1											1							
	" ..... F.	7										1			1	2	1	1	1									
	(a) Specified valvular diseases (rheumatic) ..... M.	1								1																		
	" ..... F.	5										1			1	1		1	1									
	(b) Other specified valvular diseases (non-rheumatic) .. M.	1																			1							
	(c) Unspecified valvular lesions and endocarditis ..... F.	2														1	1											
93	Diseases of the myocardium ..... M.	13					1		1									1	2	2	1		1		3	1		
	" ..... F.	11																1				2	4	1	2	1		
	(a) Acute myocarditis ..... M.	1					1																					
	(d) Chronic myocarditis (non-rheumatic) ..... M.	10							1									1	1	2	1		1		2	1		
	" ..... F.	8																				2	4	1	1			
	(e) Other myocarditis (not specified) ..... M.	2																	1						1			
	" ..... F.	3																1							1	1		
94	Diseases of the coronary arteries and angina pectoris .. M.	8																1	3	1	2			1				
	" ..... F.	2															1					1						
	(a) Diseases of the coronary arteries ..... M.	8																1	3	1	2			1				
	" ..... F.	2															1					1						
95	Other diseases of the heart ..... M.	4								1													2			1		
	" ..... F.	4										1									2				1			
	(b) Other diseases of the heart (rheumatic) ..... M.	1								1																		
	" ..... F.	2										1									1							
	(c) Other diseases of the heart (non-rheumatic) ..... M.	3																					2			1		
	" ..... F.	2																			1				1			

99	Other diseases of the arteries	M.	1																				1								
100	Diseases of the veins	M.	1																					1							
	Class VIII. Diseases of the respiratory system	Total	87	52	5	4		1	5	1		2		1	1		1			1		5	2	1	4	1					
	,,	M.	51	33	2	3		1	2			1		1						1		5		1	1						
	,,	F.	36	19	3	1			3	1		1			1		1						2		3	1					
104	Diseases of the nasal fossæ and accessory sinuses	M.	1																				1								
106	Bronchitis	M.	2	1																	1										
	,,	F.	2	1																					1						
	(b) Chronic	M.	2	1																	1										
	,,	F.	2	1																					1						
107	Bronchopneumonia	M.	20	15		1			2														2								
	,,	F.	12	7	1				1															1		1	1				
108	Lobar pneumonia	M.	7	3	2																		1		1						
	,,	F.	6	4	1												1														
109	Pneumonia (unspecified)	M.	21	14		2		1				1		1									1		1						
	,,	F.	14	7	1	1			2	1														1		1					
110	Pleurisy	F.	1												1																
	(b) Others under this title	F.	1												1																
114	Other diseases of the respiratory system (tuberculosis excepted)	F.	1									1																			
	(d) Others under this title	F.	1									1																			
	Class IX. Diseases of the digestive system	Total	39	22	2	2		2	1			2			1	1	1	1				1			2	1					
	,,	M.	23	14		1		2								1	1	1							2	1					
	,,	F.	16	8	2	1			1			2			1							1									
117	Ulcer of the stomach or duodenum	M.	2															1								1					
	(a) Stomach	M.	2															1								1					
118	Other diseases of the stomach	M.	1													1															
119	Diarrhœa and enteritis (under 2 years of age)	M.	14	14																											
	,,	F.	10	8	2																										
	(a) Diarrhœa and enteritis	M.	13	13																											
	,,	F.	10	8	2																										
	(b) Ulceration of the intestines	M.	1	1																											
120	Diarrhœa and enteritis (2 years of age and over)	M.	2					1																	1						
	,,	F.	3			1			1														1								
	(a) Diarrhœa and enteritis	M.	2					1																	1						
	,,	F.	3			1			1														1								
121	Appendicitis	M.	2			1		1																							
122	Hernia, intestinal obstruction	M.	1																						1						
	,,	F.	2									1			1																
	(b) Intestinal obstruction	M.	1																						1						
	,,	F.	2									1			1																
123	Other diseases of the intestines	F.	1									1																			
125	Other diseases of the liver	M.	1														1														
	(b) Others under this title	M.	1														1														
	Class X. Diseases of the urinary and genital systems	Total	7		1							2						1		1		1		1							
	,,	M.	1																	1											
	,,	F.	6		1							2						1				1		1							
131	Chronic nephritis	M.	1																	1											
	,,	F.	3									1						1				1									
133	Other diseases of the kidneys and ureters	F.	2		1							1																			
139	Diseases of the female genital organs (non-venereal)	F.	1																						1						
	(a) Ovaries, Fallopian tubes, and parametria	F.	1																						1						
	Class XI. Diseases of pregnancy, childbirth, and the puerperal state	Total	1									1																			

TABLE 45.—CAUSES OF DEATH OF INDIANS BY SEX, AGE, AND PLACE OF RESIDENCE, BRITISH COLUMBIA, 1947—*Continued.*

Int. List No.	CAUSES OF DEATH.	TOTAL.	AGES.																										
			Under 1 Year.	1 Year.	2 Years.	3 Years.	4 Years.	5–9 Yrs.	10–14 Yrs.	15–19 Yrs.	20–24 Yrs.	25–29 Yrs.	30–34 Yrs.	35–39 Yrs.	40–44 Yrs.	45–49 Yrs.	50–54 Yrs.	55–59 Yrs.	60–64 Yrs.	65–69 Yrs.	70–74 Yrs.	75–79 Yrs.	80–84 Yrs.	85–89 Yrs.	90–94 Yrs.	95–99 Yrs.	100 Yrs. and over.	Not stated.
149	Other accidents of childbirth ..... F.	1									1																		
	(b) Other conditions of childbirth ..... F.	1									1																		
	Class XII. Diseases of the skin and cellular tissue..... Total	1																			1								
	,, ... F.	1																			1								
153	Other diseases of the skin and cellular tissue..... F.	1																			1								
	Class XIV. Congenital malformations..... Total	5	4							1																			
	,, ... M.	3	2							1																			
	,, ... F.	2	2																										
157	Congenital malformations ..... M.	3	2							1																			
	,, ... F.	2	2																										
	(d) Congenital malformations of the heart..... M.	2	2																										
	(e) Others under this title..... M.	1								1																			
	,, ... F.	2	2																										
	Class XV. Diseases peculiar to the first year of life.... Total	64	64																										
	,, ... M.	37	37																										
	,, ... F.	27	27																										
158	Congenital debility ..... M.	7	7																										
	,, ... F.	6	6																										
159	Premature birth ..... M.	27	27																										
	,, ... F.	18	18																										
161	Other diseases peculiar to the first year of life..... M.	3	3																										
	,, ... F.	3	3																										
	(a) Asphyxia (unspecified), atelectasis..... M.	2	2																										
	,, ... F.	3	3																										
	(c) Other specified diseases peculiar to the first year of life ..... M.	1	1																										
	Class XVI. Senility..... Total	26																	1		4	8	4	5	1	1	2		
	,, ... M.	7																			1	1	3	2					
	,, ... F.	19																	1		3	7	1	3	1	1	2		
162	Senility ..... M.	7																			1	1	3	2					
	,, ... F.	19																	1		3	7	1	3	1	1	2		
	(b) Without dementia ..... M.	7																			1	1	3	2					
	,, ... F.	19																	1		3	7	1	3	1	1	2		
	Class XVII. Violent or accidental deaths..... Total	63	4	8	1	2	2	3	1	4	8	7	3	2	2	3	3	4	1	1	1	1		1				1	
	,, ... M.	44	2	5		2	1	3	1	3	6	5	2	2	1	2	1	4		1	1	1						1	
	,, ... F.	19	2	3	1		1			1	2	2	1		1	1	2		1					1					

163,	Suicides	M.	6								3	1		1				1													
164	,,	F.	1												1																
163	Suicide by poisoning	F.	1												1																
	(a) By corrosive substances, solid and liquid poisonings	F.	1												1																
164	Suicide by other means	M.	6								3	1		1				1													
	(a) By hanging or strangulation	M.	1															1													
	(c) By firearms or explosives	M.	3								1	1		1																	
	(e) By jumping from high places	M.	2								2																				
166–	Homicides	M.	2		1						1																				
168	,,	F.	1															1													
167	Homicide by cutting or piercing instruments	M.	2		1						1																				
168	Homicide by other or unspecified means	F.	1															1													
169–	Accidental deaths	M.	35	2	4		2	1	3	1	3	2	3	2	1	1	2	1	3		1	1	1								1
195	,,	F.	17	2	3	1		1			1	2	2	1			1	1		1						1					
169	Railway accidents (excluding motor-vehicles)	M.	4								2		1	1																	
170	Motor-vehicle accidents	M.	2															1					1								
	(c) Automobile accidents (excluding trains or street-cars)	M.	2															1					1								
171	Street-car and other road transport accidents	F.	1								1																				
	(b) Others under this title	F.	1								1																				
172	Water transport accidents	M.	6								1	1	1			1			1		1										
	,,	F.	2									2																			
175	Agricultural and forestry accidents	M.	3										1				2														
	(a) Accidents involving agricultural machinery and vehicles	M.	2														2														
	(e) Other forestry accidents	M.	1										1																		
179	Acute accidental poisoning by solids or liquids	M.	1		1																										
180	Conflagration	M.	2	1	1																										
	,,	F.	2		1																										
181	Accidental burns (conflagration excepted)	M.	2		1		1																								
	,,	F.	1		1																										
183	Accidental drowning	M.	7		1			2						1					2			1								
	,,	F.	4		1		1						1				1														
184	Accidental injury by firearms	M.	2					1	1																						
186	Accidental injury by fall or crushing	F.	1																	1											
	(a) Accidental injury by fall	F.	1																	1											
188	Injury by animals	M.	1											1																	
190	Excessive cold	F.	1														1														
195	Other accidents	M.	5	1			1	1			1																				1
	,,	F.	5	2		1							2																		
	(d) Obstruction, suffocation, or puncture by ingested objects	M.	3	1			1	1																							
	Ditto	F.	3	2									1																		
	(e) Other and unspecified objects	M.	2								1																				1
	,,	F.	2			1							1																		
196–	Operations of war and legal executions	M.	1										1																		
198																															
198	*Legal executions*	M.	1										1																		
	Class XVIII. Ill-defined and unknown causes of death	Total	54	21	4	2	3	1	1	2	2		3	2		1	1	1	1		4	2		1	1					1
	,,	M.	24	9	3	1	2			1	1		3	1				1	1		1									
	,,	F.	30	12	1	1	1	1	1	1	1			1		1	1				3	2		1	1					1
200	Ill-defined and unknown causes	M.	24	9	3	1	2			1	1		3	1				1	1		1									
	,,	F.	30	12	1	1	1	1	1	1	1			1		1	1				3	2		1	1					1
	(a) Ill-defined	M.	4		1		1													1	1										
	,,	F.	8	1			1				1										2	1		1	1						
	(b) Found dead	F.	1														1														
	(c) Unknown or unspecified cause	M.	20	9	2	1	1			1	1		3	1				1													
	,,	F.	21	11	1	1		1	1	1				1		1					1	1									1

CLASSIFICATION OF ACCIDENTAL DEATHS ACCORDING TO THE NATURE OF INJURY.

(These accidental deaths are classified above according to circumstances involving the accident, under rubrics 169 to 176, 178, 180, 181, 182, 183, 185, 186, 187, and 193.)

Int. List No.	CAUSES OF DEATH.		TOTAL.	AGES.																										
				Under 1 Year.	1 Year.	2 Years.	3 Years.	4 Years.	5–9 Yrs.	10–14 Yrs.	15–19 Yrs.	20–24 Yrs.	25–29 Yrs.	30–34 Yrs.	35–39 Yrs.	40–44 Yrs.	45–49 Yrs.	50–54 Yrs.	55–59 Yrs.	60–64 Yrs.	65–69 Yrs.	70–74 Yrs.	75–79 Yrs.	80–84 Yrs.	85–89 Yrs.	90–94 Yrs.	95–99 Yrs.	100 Yrs. and over.	Not stated.
.....	Accidental absorption of poisonous gas	M.	1	.....	1	.....	.....	.....	.....	.....	.....	.....	.....	.....	.....	.....	.....	.....	.....	.....	.....	.....	.....	.....	.....	.....	.....	.....	.....	.....
	,,	F.	1	.....	.....	.....	.....	.....	.....	.....	.....	.....	.....	.....	.....	.....	.....	.....	.....	.....	.....	.....	.....	.....	1	.....	.....	.....	.....
.....	Accidental burns (conflagration excepted)	M.	3	1	1	.....	1	.....	.....	.....	.....	.....	.....	.....	.....	.....	.....	.....	.....	.....	.....	.....	.....	.....	.....	.....	.....	.....	.....	.....
	,,	F.	2	.....	2	.....	.....	.....	.....	.....	.....	.....	.....	.....	.....	.....	.....	.....	.....	.....	.....	.....	.....	.....	.....	.....	.....	.....	.....	.....
.....	Accidental drowning	M.	13	.....	1	.....	.....	.....	2	.....	1	1	1	.....	1	1	.....	.....	3	.....	.....	1	1	.....	.....	.....	.....	.....	.....	.....
	,,	F.	6	.....	1	.....	.....	1	.....	.....	.....	2	.....	1	.....	.....	.....	1	.....	.....	.....	.....	.....	.....	.....	.....	.....	.....	.....	.....
.....	Accidental injury by fall	M.	2	.....	.....	.....	.....	.....	.....	.....	.....	.....	.....	.....	.....	.....	2	.....	.....	.....	.....	.....	.....	.....	.....	.....	.....	.....	.....	.....
	,,	F.	2	.....	.....	.....	.....	.....	.....	.....	1	.....	.....	.....	.....	.....	.....	.....	.....	1	.....	.....	.....	.....	.....	.....	.....	.....	.....	.....
.....	Accidental injury by crushing	M.	7	.....	.....	.....	.....	.....	.....	.....	2	.....	2	1	.....	.....	.....	1	.....	.....	.....	.....	1	.....	.....	.....	.....	.....	.....	.....

TABLE 46.—DEATHS OF HALF-BREEDS FROM CERTAIN CAUSES OF DEATH, BY PLACE OF RESIDENCE, BRITISH COLUMBIA, 1947.

Int. List No.	CAUSES OF DEATH.		TOTAL.	AGES.																										
				Under 1 Year.	1 Year.	2 Years.	3 Years.	4 Years.	5–9 Yrs.	10–14 Yrs.	15–19 Yrs.	20–24 Yrs.	25–29 Yrs.	30–34 Yrs.	35–39 Yrs.	40–44 Yrs.	45–49 Yrs.	50–54 Yrs.	55–59 Yrs.	60–64 Yrs.	65–69 Yrs.	70–74 Yrs.	75–79 Yrs.	80–84 Yrs.	85–89 Yrs.	90–94 Yrs.	95–99 Yrs.	100 Yrs. and over.	Not stated.
	All causes	Total	9	4	.....	.....	.....	.....	.....	.....	.....	.....	1	1	.....	.....	.....	.....	2	.....	1	.....	.....	.....	.....	.....	.....	.....	.....	.....
	,,	M.	5	1	.....	.....	.....	.....	.....	.....	.....	.....	1	.....	.....	.....	.....	.....	2	.....	1	.....	.....	.....	.....	.....	.....	.....	.....	.....
	,,	F.	4	3	.....	.....	.....	.....	.....	.....	.....	.....	.....	1	.....	.....	.....	.....	.....	.....	.....	.....	.....	.....	.....	.....	.....	.....	.....	.....
4	Whooping-cough	F.	1	1	.....	.....	.....	.....	.....	.....	.....	.....	.....	.....	.....	.....	.....	.....	.....	.....	.....	.....	.....	.....	.....	.....	.....	.....	.....	.....
18–23	Cancer	M.	1	.....	.....	.....	.....	.....	.....	.....	.....	.....	.....	.....	.....	.....	.....	.....	1	.....	.....	.....	.....	.....	.....	.....	.....	.....	.....	.....
77	Premature birth	M.	1	1	.....	.....	.....	.....	.....	.....	.....	.....	.....	.....	.....	.....	.....	.....	.....	.....	.....	.....	.....	.....	.....	.....	.....	.....	.....	.....
	,,	F.	1	1	.....	.....	.....	.....	.....	.....	.....	.....	.....	.....	.....	.....	.....	.....	.....	.....	.....	.....	.....	.....	.....	.....	.....	.....	.....	.....
79	Other diseases peculiar to the first year of life	F.	1	1	.....	.....	.....	.....	.....	.....	.....	.....	.....	.....	.....	.....	.....	.....	.....	.....	.....	.....	.....	.....	.....	.....	.....	.....	.....	.....
84	Other violent or accidental deaths (automobile accidents excepted)	M.	1	.....	.....	.....	.....	.....	.....	.....	.....	.....	.....	.....	.....	.....	.....	.....	1	.....	.....	.....	.....	.....	.....	.....	.....	.....	.....	.....
	Other causes	M.	2	.....	.....	.....	.....	.....	.....	.....	.....	.....	1	.....	.....	.....	.....	.....	.....	.....	1	.....	.....	.....	.....	.....	.....	.....	.....	.....
	,,	F.	1	.....	.....	.....	.....	.....	.....	.....	.....	.....	.....	1	.....	.....	.....	.....	.....	.....	.....	.....	.....	.....	.....	.....	.....	.....	.....	.....

TABLE 47.—ADOPTION ORDERS FILED IN THE COURT REGISTRY, BRITISH COLUMBIA, DURING EACH MONTH OF 1947, AND THE MONTHLY TOTALS FROM MAY, 1920, TO DECEMBER 31ST, 1946, AND DECEMBER 31ST, 1947.

Year filed.	Month filed.												
	Jan.	Feb.	March.	April.	May.	June.	July.	Aug.	Sept.	Oct.	Nov.	Dec.	Total.
1947	32	30	38	32	44	62	36	30	55	45	45	60	509
Totals, May, 1920, to December 31st, 1946	303	349	348	333	385	387	317	290	328	412	348	353	4,153
Totals, May, 1920, to December 31st, 1947	335	379	386	365	429	449	353	320	383	457	393	413	4,662

TABLE 48.—ADOPTIONS BY YEAR OF COURT ORDER AND SEX OF CHILDREN, AND ADOPTED BY MAN AND WIFE, BY MAN ONLY, AND BY WOMAN ONLY, BRITISH COLUMBIA, 1947.

Year of Court Order.	Number of Orders entered and Certificates issued.		Adopted by.			Total.
	Males.	Females.	Man and Wife.	Man only.	Woman only.	
1920	1	....	1	....	....	1
1932	....	1	1	....	....	1
1945	1	2	3	....	....	3
1946	16	18	34	....	....	34
1947	230	240	459	2	9	470
Totals	248	261	498	2	9	509

TABLE 49.—ADOPTIONS BY YEAR OF COURT ORDER AND BY SEX AND LEGITIMACY OF CHILDREN, BRITISH COLUMBIA, 1947.

Year Adoption ordered.	Legitimate Births.			Illegitimate Births.			Not given or Unknown.			Total.
	Males.	Females.	Total.	Males.	Females.	Total.	Males.	Females.	Total.	
1920	1	....	1	....	....	....	....	....	....	1
1932	....	1	1	....	....	....	....	....	....	1
1945	1	....	1	....	2	2	....	....	....	3
1946	4	7	11	8	9	17	4	2	6	34
1947	73	72	145	154	166	320	3	2	5	470
Totals	79	80	159	162	177	339	7	4	11	509

TABLE 50.—ADOPTIONS BY BIRTHPLACE OF CHILDREN, BRITISH COLUMBIA, 1947, AS AT DECEMBER 31ST, 1946, AND DECEMBER 31ST, 1947.

Place of Birth.	Filed in 1947.	April, 1920, to Dec., 1946.	April, 1920, to Dec., 1947.	Place of Birth.	Filed in 1947.	April, 1920, to Dec., 1946.	April, 1920, to Dec., 1947.
British Columbia	420	3,596	4,016	Scotland	3	14	17
Alberta	27	110	137	Wales	.....	2	2
Manitoba	8	61	69	Other British possessions	.....	4	4
New Brunswick	.....	4	4	Asia	.....	3	3
Nova Scotia	.....	6	6	Europe	1	24	25
Ontario	11	43	54	Other countries	.....	3	3
Quebec	.....	11	11	United States	1	99	100
Saskatchewan	24	107	131	Not given or unknown	1	19	20
Newfoundland	.....	1	1				
England	13	49	62	Totals	509	4,156	4,665

TABLE 51.—DECREES OF DISSOLUTION AND NULLITY OF MARRIAGE AND JUDICIAL SEPARATION BY THE TIME ELAPSED BETWEEN THE MARRIAGE AND THE OBTAINING OF THE DECREE (IN YEARS ONLY), BRITISH COLUMBIA, 1943–47.

Years married.	Number.					Years married.	Number.				
	1943.	1944.	1945.	1946.	1947.		1943.	1944.	1945.	1946.	1947.
Less than 1 year	11	3	23	19	19	15 years	17	35	43	55	41
1 year	31	45	39	55	70	16 years	21	31	42	53	42
2 years	46	48	59	105	82	17 years	20	27	34	53	38
3 years	52	71	98	137	119	18 years	13	19	29	41	36
4 years	49	78	119	180	146	19 years	19	21	22	33	37
5 years	75	69	127	199	150	20 years but less than					
6 years	53	60	89	164	160	25 years	76	67	90	108	110
7 years	56	65	75	140	150	25 years but less than					
8 years	58	67	82	117	115	30 years	42	42	54	60	65
9 years	44	62	66	117	109	30 years but less than					
10 years	44	56	81	90	88	40 years	17	32	36	40	38
11 years	37	26	54	84	83	40 years and over	2	1	1	5	4
12 years	34	36	60	75	68	Not stated	....	6	....	10	2
13 years	33	26	31	54	61						
14 years	36	38	46	57	47	Totals	886	1,031	1,400	2,051	1,880

TABLE 52.—DECREES OF DISSOLUTION AND NULLITY OF MARRIAGE AND JUDICIAL SEPARATION, SHOWING THE NUMBER OF CHILDREN AFFECTED BY THE AWARD OF CUSTODY AND BY SEX, BRITISH COLUMBIA, 1943–47.

Award of Custody.	Males.					Females.					Total.				
	1943.	1944.	1945.	1946.	1947.	1943.	1944.	1945.	1946.	1947.	1943.	1944.	1945.	1946.	1947.
To the petitioner	271	365	458	681	630	263	338	469	694	628	534	703	927	1,375	1,258
To the respondent	16	24	23	10	17	20	16	25	18	16	36	40	48	28	33
Not awarded	32	24	35	37	22	23	16	24	49	21	55	40	59	86	43
Totals	319	413	516	728	669	306	370	518	761	665	625	783	1,034	1,489	1,334

TABLE 53.—DECREES OF DISSOLUTION AND NULLITY OF MARRIAGE AND JUDICIAL SEPARATION BY SEX OF PETITIONER, BRITISH COLUMBIA, 1943–47.

Year.	Dissolution of Marriage.			Nullity of Marriage.			Judicial Separation.			Action.
	Sex of Petitioner.			Sex of Petitioner.			Sex of Petitioner.			Dismissed or Withdrawn.
	Male.	Female.	Total.	Male.	Female.	Total.	Male.	Female.	Total.	
1943	357	518	875	5	6	11	.....	.....	.....	1
1944	404	606	1,010	5	10	15	1	2	3	3
1945	579	785	1,364	13	21	34	.....	3	3	5
1946	794	1,210	2,004	12	26	38	.....	7	7	2
1947	659	1,167	1,826	21	29	50	.....	2	2	2

TABLE 54.—DECREES OF DISSOLUTION AND NULLITY OF MARRIAGE AND JUDICIAL SEPARATION BY MONTH FILED IN COURT REGISTRY, BRITISH COLUMBIA, 1943–47.

Year.	Jan.	Feb.	Mar.	Apr.	May.	June.	July.	Aug.	Sept.	Oct.	Nov.	Dec.	Totals.
1943	54	65	87	81	86	75	79	3	49	88	103	116	886
1944	94	75	98	84	73	107	131	64	19	62	115	109	1,031
1945	202	132	88	104	119	139	169	67	24	66	89	202	1,401
1946	163	149	170	190	208	253	191	20	105	199	186	215	2,049
1947	180	186	157	173	159	207	130	18	99	186	165	220	1,880

VICTORIA, B.C.:
Printed by Don McDiarmid, Printer to the King's Most Excellent Majesty.
1949.

1,245-1248-6417