DEPARTMENT OF PROVINCIAL SECRETARY

MENTAL HOSPITALS

PROVINCE OF BRITISH COLUMBIA

ANNUAL REPORT

FOR 12 MONTHS ENDED MARCH 31ST

1948

VICTORIA, B.C.:
Printed by DON MCDIARMID, Printer to the King's Most Excellent Majesty.
1949.

To His Honour C. A. BANKS,

Lieutenant-Governor of the Province of British Columbia.

MAY IT PLEASE YOUR HONOUR:

The undersigned respectfully submits herewith the Annual Report of the General Superintendent of the Mental Hospitals for the fiscal year ended March 31st, 1948.

GEO. S. PEARSON,

Provincial Secretary.

Provincial Secretary's Office.

TABLE OF CONTENTS.

PART I.—MEDICAL.

	PAGE.
Officers and Staff, List of	7
Report—General Medical Superintendent	9
Report—Laboratory	15
Report—X-ray Department	18
Report—Physiotherapy	19
Report—Psychologist	19
Report—Dentist	20
Report—Optician	21
Report—Beauty-parlour	21
Report—Training-school	21
Report—Social Service	22
Statistical Tables—	
1. Movement of Population during Year	33
2. Summary of Operations of Hospitals since Inception	35
3. Admissions, Discharges, and Deaths	36
4. Civil State of Patients admitted	37
5. Religious Denominations of Patients	37
6. Educational Status of Patients	37
7. Nationality of Patients	38
8. Districts from which Patients were admitted	39
9. Occupation of Patients prior to Admission	41
10. Age of Patients on Admission	42
11. Number of Attacks at Time of Admission	42
12. Alleged Duration of Attacks prior to Admission	42
13. Table of Heredity	43
14. Alleged Cause of Insanity in Patients admitted	43
15. State of Bodily Health of Patients admitted	44
16. Form of Mental Disorder in Patients admitted	44
17. Probation, Number allowed out on	44
18. Discharges, showing Alleged Duration of Insanity	45
19. Discharges, showing Length of Residence in Hospital and Condition at Time of Discharge	45
20. Deaths, Cause of, and Length of Time in Hospital, Essondale, New Westminster, and Saanich	46

PART II.—FINANCIAL.

Report—Business Manager	50
Expense Statement, Psychopathic Department	51
Expense Statement, Headquarters Department	51
Financial Tables—	
A. Average Residence, Maintenance, and *per Capita* Cost for the Past Ten Years	52
B. / B 1. Yearly Gross Expenditure, Analysis of, for the Past Ten Years	53
C. Summary of Gross and Net *per Capita* Cost in all Hospitals	55
D. Expense Statement, New Westminster	56
E. Expense Statement, Essondale	57
F. Expense Statement, Saanich	58
Revenue, Table of, for the Past Ten Years	59

PART III.—COLONY FARM.

PAGE.

Report—Financial, General—Business Manager 60
Profit and Loss Account 61
Dairy and Herds Department—Profit and Loss Account 61
Work-horse Department—
Sales and Deaths Account 62
Horse-labour Account 62
Hog Department—Profit and Loss Account 63
Cannery—Profit and Loss Account 64
Orchard and Truck-garden—Profit and Loss Account 64
Crop Department—Profit and Loss Account, etc. 65
Tractor Account 65
Truck Account 66
Maintenance and Administration, General 66
Miscellaneous Statements, Inventories, etc.—
Produce supplied to Essondale 67
Produce supplied to New Westminster 67
Accounts receivable 67
Remittances to Treasury 67
Equipment 68
Orchard and Small Fruits 68

DEPARTMENT OF THE PROVINCIAL SECRETARY.

Hon. GEORGE S. PEARSON, *Provincial Secretary.*
R. A. PENNINGTON, O.B.E., *Deputy Provincial Secretary.*
A. L. CREASE, M.D., C.M., *Director of Mental Hygiene and Psychiatry.*
E. J. RYAN, M.D., C.M., *Medical Superintendent.*
A. M. GEE, M.D., C.M., *Deputy Medical Superintendent.*
FREDERICK E. MATHESON, *Business Manager.*

OFFICERS AND STAFF, ESSONDALE.

Medical:

U. P. BYRNE, M.B., D.P.M., D.I.H., *Director of Child Guidance Clinics.*
J. M. JACKSON, M.D., *Radiologist.*
A. E. DAVIDSON, B.A., M.D., *Clinical Director.*
T. G. CAUNT, M.D.
G. McK. KIRKPATRICK, M.D.
A. J. WARREN, M.D., D.P.M. (on Leave).
B. F. BRYSON, M.D.
F. E. MCNAIR, B.A., M.D., C.M.
R. M. RICE, B.Sc., M.B.
A. L. SWANSON, B.A., M.D., C.M.
G. A. NICOLSON, M.D., *Pathologist.*
P. D. CROFT, M.D., C.M.
A. E. ROBERTSON, M.D., C.M.
W. D. LOVE, M.Sc., PhD., M.D.
N. L. RICHARDSON, M.D., C.M.
W. P. FISTER, M.D., M.R.C.P. (Edin.), F.R.C.P. (Can.).
G. H. STEPHENSON, M.D.
MILTON JONES, D.D.S.
C. B. WATSON, M.A., *Psychologist.*
W. R. BROWN, *Director of Recreation.*
K. WOOLCOCK, *Pharmacist.*
W. CREBER, *Chief Attendant.*
W. PRITCHARD, *Head Male Instructor.*
Miss M. PARSONS, R.N., *Director of Nursing.*
Miss E. M. PULLAN, R.N., B.A.Sc., *Instructress of Nursing.*
Miss J. F. KILBURN, R.N., *Social Service.*
Miss G. BARBER, B.H.E., *Dietitian.*
Miss E. WEEKES, O.T.R., *Charge Occupational Therapist.*
Miss J. IRVING, B.A., B.L.Sc., *Librarian.*
Mrs. I. H. WEDGE, *Branch Secretary.*
Miss A. DINGLE, *Senior Stenographer.*

Business:

J. F. ANDERSON, *Assistant Business Manager.*
L. FOX, *Paymaster.*
G. A. GRIEVE, *Cost Accountant.*
W. E. SKILLICORN, *Book-keeper.*
W. HEADRIDGE, *Steward.*
Mrs. J. NESBITT, *Stenographer.*

Chaplains:

Rev. J. NAYLOR, *Protestant.*
Rev. Father J. P. KANE, *Roman Catholic.*

Trades:

H. LONSDALE, *Foreman of Works.*
J. WILSON, *Engineer.*
WM. P. DODGSHON, *Outside Overseer.*
T. HARRISON, *Electrician.*
G. MATTHEWS, *Plumber.*
G. NOLAN, *Auto Mechanic.*
D. ANDERSON, *Laundryman.*
A. L. BLAIR, *Barber.*
A. COOTER, *Chief Cook.*
J. G. HERRICK, *Baker.*
R. T. HALL, *Charge Occupational Therapist.*

OFFICERS AND STAFF, NEW WESTMINSTER.

Medical:

L. E. SAURIOL, M.D., C.M., *Deputy Medical Superintendent.*
C. E. BENWELL, M.B.
K. B. SUNDERLAND, M.B.
R. D. B. HERRICK, M.D.
F. GILLARD, *Receiving Clerk.*
E. JONES, D.D.S., *Visiting Dentist.*
Miss M. G. COULSON, *Clerk-Stenographer.*
Miss V. M. SANDERS, R.N., *Superintendent of Nurses.*
Miss E. C. HERCHMER, R.N., *Assistant Superintendent of Nurses.*
W. DOBIE, *Chief Attendant.*
R. PALM, *Male Nursing Instructor.*
Mrs. E. F. LOREE, *School Principal.*
J. JACKSON, *Industrial Arts Instructor.*
J. LYNES, *Recreational Instructor.*
Mrs. K. BARNSDALE, *Occupational Therapist.*

Business:

A. FRASER, *Steward.*

Chaplains:

Rev. T. MURPHY, *Protestant.*
Rev. Father G. ROGERS, *Roman Catholic.*

Trades:

C. M. DOYLE, *Foreman of Works.*
C. HAUCK, *Engineer.*
C. STAPLETON, *Head Gardener.*
L. S. DAVIES, *Electrician.*
C. M. DOYLE, *Acting Plumber.*
G. COULSON, *Laundryman.*
J. MCMILLAN, *Shoemaker.*
L. ARNOLD, *Assistant Barber.*
J. FRASER, *Painter.*
W. JENKINS, *Head Cook.*
V. G. COPP, *Baker.*
J. C. PURSE, *Head Tailor.*

COLONY FARM.

P. H. MOORE, B.A., B.S.A., *Superintendent.*

OFFICERS AND STAFF, COLQUITZ.

L. G. C. D'EASUM, M.B., *Medical Supervisor.*

T. A. MORRIS, *Supervisor.*
P. MCLEOD, *Chief Attendant.*



Provincial Mental Hospital, Essondale.

Outdoor dance, Provincial Mental Hospital, Essondale.

Report of the Medical Superintendent

For the Twelve Months ended March 31st, 1948.

PART I.—MEDICAL.

PROVINCIAL MENTAL HOSPITAL,
ESSONDALE, B.C., April 1st, 1948.

The Honourable G. S. Pearson,
Provincial Secretary,
Parliament Buildings, Victoria, B.C.

SIR,—I have the honour to submit herewith for your consideration the Seventy-sixth Annual Report of the Provincial Mental Hospitals at Essondale, New Westminster, and Saanich.

The following table gives a brief summary of the movement of the hospital population during the fiscal year April 1st, 1947, to March 31st, 1948.

Movement of Population.	Male.	Female.	Total.
In residence, April 1st, 1947	2,457	1,694	4,151
On probation, but still remaining on registers	93	92	185
New admissions during current year	585	526	1,111
Total under treatment	3,135	2,312	5,447
Discharged in full during year	376	331	707
Continued on probation at end of year	110	119	229
Died during year	156	86	242
Total discharged	642	536	1,178
In residence, March 31st, 1948	2,493	1,776	4,269

Increase in number of patients admitted this year as compared to last	231
Net increase in population	118
Rate of deaths to total treated	4.40%
Rate of discharges to admissions (exclusive of deaths)	63.64%

ADMISSIONS.

An analysis of the birth column shows that, of the number admitted, 654 (or 58.87 per cent.) were Canadian born, 263 (or 23.67 per cent.) were from other parts of the British Commonwealth, and 9 (or 17.19 per cent.) were of foreign extraction; 3 were unknown.

DISCHARGES.

The following table indicates quite clearly that the earlier cases are brought to the hospital for treatment following the onset of mental illness, the greater are the chances for their recovery:—

TABLE SHOWING ALLEGED DURATION OF INSANITY, PRIOR TO ADMISSION, IN THOSE DISCHARGED FROM THE THREE INSTITUTIONS DURING THE YEAR APRIL 1ST, 1947, TO MARCH 31ST, 1948.

Less than six months	301
Over six months	210
Without psychosis	23
Duration unknown	173
	707

During the year a total of 707 patients were discharged in full. Of this number, 124 were discharged as recovered, 291 were discharged as improved, 269 were discharged as unimproved, and 23 were discharged as without psychosis, and of that number 3 were diagnosed as not insane.

There is now a more determined frame of mind toward further advancement in the treatment of mental maladies. The study of the function of the brain and nervous system is more intense. It has now reached back to the individual body-cell, which will mean some of the causes of mental trouble will be exposed, with the result that the treatment will be even more basic and also more effective. The body-cell has the same functions, broadly speaking, as man has—namely, growth, reproduction, and function. The cell is likened in its relationship to the body as man is in his relationship to the society in which he lives. The chemistry of the body-cell is being closely studied in reference to growth, function, and even to the chemistry of the all-important gene. All this is indeed a step in the proper direction. Personally, I think the next step will be the further study of the impregnated cell as it divides to form the human body in the intrauterine stage of existence. It is in this phase that some real answers to the field of the prevention of mental illness may be found.

There has been a world-wide tendency to reject the idea of expenditures toward mental hospitals, and long periods of small progress in this regard have made matters difficult. The recent adverse publicity given mental hospitals in America evidently has changed this attitude. The Mental Hygiene Commission worked on standardization of mental hospitals. The Canadian Mental Hygiene Commission did good work in this regard. Dr. Clarence Hincks and Don LeBourdais were a great help to British Columbia. Our mental hospital was classified by them some years ago, then, later, by the American Hospital Association. They encouraged us also to follow the standards set by the American Psychiatric Association. We have followed this advice step by step throughout the years. One must have first a classified hospital, then a classified mental hospital, all in one, and this we have. Under the circumstances this has not been easy, and could not have been accomplished had you not provided the clinic of psychological medicine and the means of changing the Act. The latter has also given us the opportunity to apply for classification by the Royal College of Physicians and Surgeons of Canada, and we have been granted such approval by that body as up to the present time it is able to bestow.

TREATMENT.

(*a*) *Insulin.*—The treatment by insulin is more favourable in the earlier stages of mental malady. Fortunately, we were able to enlarge our scope of the number under treatment, so that the waiting list has been greatly reduced and valuable time saved. We placed two doctors on this service—one on the male side and one on the female side. This plan has worked well; gratifying results have been obtained and more patients have been treated. The following table shows briefly the results obtained:—

Results—	Total.	Per Cent.
Recovered	19	14
Much improved	16	11
Improved	67	49
Unimproved	33	24
Total	135	

Disposal—	Total.	Per Cent.
Discharged	73	54
Discharged later	16	11
Discharge pending	5	3
Transferred to electroshock	6	4
Transferred to lobotomy	6	4
Died	2	1
Remaining in hospital	27	20
Total	135	----

(*b*) *Convulsive Shock Therapy.*—The patients under shock treatment have been selected ones, and, fortunately, we were able to make available this treatment for a greater number. The following table shows the benefit received by the patients:—

	Male.	Female.	Total.	Per Cent.
Results—				
Recovered	7	19	26	6
Much improved	24	33	57	14
Improved	73	133	206	51
Unimproved	28	82	110	27
Totals	132	267	399	....
Disposal—				
Discharged	35	78	113	28
Discharged later	14	25	39	9
Discharge pending	....	....	....	....
Transferred to insulin	29	41	70	17
Transferred to lobotomy	1	15	16	4
Remaining in hospital	53	104	157	39
Died later	....	4	4	1
Totals	132	267	399	....

(*c*) *Lobotomy.*—We have followed the same routine in suggesting for lobotomy only those cases who have not benefited by other treatments first. The committee has selected those with the most advanced psychotic symptoms. Dr. Frank Turnbull carries out the classical highly approved technique, which has shown the very satisfactory results indicated in the following table. Even those classified as unsatisfactory have shown more favourable conduct on the wards.

Lobotomy Records.

Diagnosis.	Result.				Disposal.		
	Number of Patients.	Much improved.	Improved.	Unimproved.	Discharged.	Remaining in Hospital.	Died later.
Manic depressive	4	2	1	1	2	2	....
Schizophrenia	35	10	15	10	15	19	1
Miscellaneous	6	2	2	2	3	3	....
Totals	45	14	18	13	20	24	1

Dr. Milton Jones has cared for the patients needing dental attention. It was a large volume of work indeed. With his long study and experience, this service has been well handled, thus giving the patients skilled treatment and relieving much inconvenience and suffering.

There was call for the services of our optometrist in refractions, repairs, replacements, etc. This work is very necessary and is much appreciated.

The beauty-parlour has been active during the year. It is a great satisfaction to the patients to have this service. The particulars of its operation will be found in a separate table.

The Training-school for Nursing has continued to carry its usual active load. Miss Pullan is completing her final course for her Bachelor's degree in nursing at the University of British Columbia. Another nurse has gone to McGill University for postgraduate study in psychiatric nursing. Miss Menzies has completed her course at McGill and has returned to the teaching staff, which is slowly being built in a way acceptable to the Nursing Association. Students coming to our school must have the same standard of teaching as any other hospital. The shortage of accommodation for nurses will soon be relieved by additional new buildings for the purpose. It will then be possible to put in the straight eight-hour day instead of its equivalent. At times this year it has been difficult to obtain staff.

The Child Guidance Clinic has functioned well. It is indeed not easy to obtain the necessary staff for the extension of this important service. We have sent some away for the required training and are training others ourselves. This all takes valuable time. There is so much demand for staff in the mental-hygiene field in Canada and the United States that it makes enlarging of facilities in this line increasingly difficult, even though the enhancing of services is all well planned. Detailed report of the work of the Child Guidance Clinic is seen elsewhere in this Report.

The Occupational Therapy Department is being ably carried on by Miss Weekes and Mr. Hall, and their interested and co-operative staffs. This is an important feature and is much appreciated by the patients and relatives. It adds considerably to hospital life and treatments. We are always trying to increase its application; slowly and gradually this is coming about. The teaching of the study of occupational therapy is also being taught in our Nursing School so that eventually all staff will be able to assist.

The general laboratory has functioned actively during the year. It is not only of great confirmatory diagnostic help, but is essential in teaching our staff, and allied staff in other departments. It is preparing slides for use in teaching through the medium of the screen. It is also busy getting ready museum specimens for teaching purposes in the new clinic. It serves also for instructing technicians and undergraduate medical students and interns. Detailed report of the work accomplished is found in a separate table.

The study of the X-ray report reveals a healthy growth. It is a very valuable department and, even in spite of limited quarters, has served to throw light on health and illness of both patients and staff. The figures shown demonstrate the fact that the amount of pictures taken falls more in line with the number that should be taken in an institution of this size.

The Physiotherapy Department really includes both hydrotherapy and electrotherapy. It is quite valuable in our treatments. Provision is also being made for the extension of this work.

The Department of Psychology shows an encouraging advance. Even in the face of many difficulties, Mr. Watson has accomplished a great deal. This Department considers not only psychology, but also the basic and underlying all-important education of staff in all its ramifications. It applies as well to our patients. Considering just one phase, patients now take up studies through correspondence courses which may, or may not, lead to certification.

The Department of Recreation for patients founded by William Brown is steadily and surely building up and enlarging its scope. It fosters many games, amusements,

and picnics, etc., both outside and inside during the inclement weather. It really makes hospital life more active, purposeful, pleasant, and causes the time to pass more quickly. Socialization is very important in this particular field of endeavour.

Guy Walker, who inaugurated our Audio-Visual Department, has worked hard, and this Department has shown steady and studied progress. He supplies the patients with splendid moving pictures in the 35-millimetre field and also those in the 16-millimetre size. Thus, all patients have good movies. Then, also, he has the audio-visual still slides and movies for the education of staff and patients. This work even includes the taking of pictures of splendid calibre.

The Social Service Department is gradually increasing its personnel, and is meeting now with the standard set for an organization of this size. Social Service is being staffed by graduates of accepted university courses. There is an international shortage, so it is pleasing to see our own services keeping up its numbers. Miss Kilburn, the supervisor, has also taken care of the demands placed on her by the Child Guidance Clinic.

CHANGES IN STAFF.

Miss Johnston, one of our own Mental graduates and a registered nurse, has gone to McGill University to take a year's course in psychiatric nursing, and on her return will join our teaching staff.

Dr. U. P. Byrne went to the University of Toronto to take a degree in the study of industrial mental hygiene.

We were all very sorry to hear of the passing away of Norman Baker, our Deputy Provincial Secretary. We enjoyed working with him very much, and extend our sympathies to his family.

Dr. d'Easum was transferred to Colquitz in June, 1947, to be attached to our staff on the Island and to aid in the work being done in the Child Guidance Clinic at Victoria.

During the year we welcomed to our staff Dr. W. P. Fister, M.R.C.P. (Edin.), F.R.C.P. (Can.), who has had wide experience both in Canada and England, and also Dr. G. Stephenson, who, too, brings to our work valuable experience gained in outside practice.

Dr. Herrick (late of the India Medical Services) joined our staff at the New Westminster institution in September, 1947.

V. G. Warren, gardener, passed away in November, 1947, following a brief illness. He was in charge of the vegetable gardens. Mr. Warren was always close to duty, was a good provider, and ever anxious to see that the Hospital had seasonal and good quality foods. His loss has been greatly felt by the staff.

William Worrall also died during the month of November, 1947. He was an upstanding, well-built man, athletically inclined. He was good natured and always ready to lend a helping hand. He had long years of experience with the Hospital and, latterly, had been chief laundryman. He had a host of friends, and it was with great regret that we heard of his somewhat unexpected passing.

Another of our faithful employees died during the year in the person of D. C. MacDonald. He was an old-timer here, yet not old in years. He was on the staff of the Public Works. He was quiet and very efficient. It was a well-known fact that if a difficult article had to be obtained, one would hear, " Oh, get Mac to make one." He was most resourceful and always willing to help out. When the news of his death came, there was silence—" Mac was gone."

The Hospital feels keenly the loss of these valued and tried employees. They have been with us over the years and seen us through many difficult times, and it is hard to realize they are no longer with us.

J. Renton, our head landscape gardener, was superannuated during the year. He was a student of nature, and knew his work thoroughly. He talked clearly about

plant and tree life, and their arrangement. He gave one the Latin name, the characteristics clearly, simply, and one knew he looked at the subject as a parent regarded his child. He kept the grounds in splendid shape; plants grew well and in the right place. He was a clear thinker, a great friend of horticulture, a splendid lecturer, and, what is more, a capable, impartial judge. He gave freely of his time as a lecturer and as a judge, and contributed a good share to life in the Province.

COMMENTS.

The forty-four-hour week was introduced on the male psychiatric nursing service. Previously they had practically the equivalent, but all felt satisfied with the change and considered it was really overdue.

Arrangements were started to take over the military hospital at Vernon, with the idea of its housing some 160 of our elderly patients over 70 years of age. It is of a temporary-building type, but can be made most attractive and useful for a few years to come. It is in a splendid country—a progressive town with a good climate. The building sits on a hill overlooking the whole valley, and is just immediately above the large City Recreational Park, where the patients can both see and hear the activities taking place there.

The property known as "The New Vista" was taken over by the hospital. The staff here favoured this move being made, being of the opinion that it not only filled a good purpose, but that the idea would be a growing one. It gives the female patients an opportunity to take up life again, and has the added advantage of beginning their rehabilitation gradually and at the same time providing them with shelter and guidance.

It was decided to adopt the idea of a cheaper type of building for mental patients, a permanent structure, less adorned but pleasing in appearance. A new unit for the elderly patients was erected at Essondale. Ramps were installed instead of stairways. It was somewhat surprising to see it after it was completed and occupied. It looks just as well as the more expensive type, and is very comfortable, bright, and cheerful.

The general buildings are steadily being more and more overcrowded. The admissions are increasing; both old and young are coming in in spite of regulations against accepting them. The overcrowding has now reached the level of a hazard; one wonders just where the wheel will stop.

ACKNOWLEDGMENTS.

I cannot close this report without making certain acknowledgments, and which it certainly affords me much pleasure to do.

I wish to acknowledge to the fullest extent the splendid co-operation of all those who have aided in the work of the Hospital. Our programme is ever widening, and this naturally entails added endeavour on our part to meet the increasing needs, and without the assistance of all we would in no way be able to face and overcome the problems created. In this connection I would bring to your particular commendation the diligent and efficient help at all times rendered by Dr. Ryan and Dr. Gee. They have worked hard and patiently at all times, and the burden upon them has indeed been great. I also wish to make favourable mention of Mr. Matheson, our business manager. The responsibility of conducting the financial and logistical side of such a large organization is truly great; the side-issues are many, and I would like to commend Mr. Matheson and his assistants for the earnest and sincere manner in which this task has been faced.

The returned-soldier organizations are very active, and continue to assist our veteran patients in many ways. They are always willing to aid us in dealing with the various problems which arise from time to time, and have assisted materially in their rehabilitation.

I would also like to make mention of the courteous services rendered the hospital at all times by the British Columbia Police Force. Their assistance is frequently requested and their response is immediate.

Our branch at New Westminster continues its valuable work for the subnormals under Dr. Sauriol. Regular school classes are held under certified teachers, and the progress made is remarkable. Special recreation and entertainment facilities are provided, and also calisthenics, all of which are of great benefit to the children. One feels much credit is due to those in charge for their careful and patient work with this type of patient.

At Colquitz the same careful treatment of patients has been carried on under Dr. d'Easum. Here are housed our criminally insane, a more difficult type to treat and care for, but progress here is to be noted in all fields, which is most encouraging and is a pleasing reflection on those in charge. We are sorry indeed to report the serious injury to his knee suffered by Mr. Morris, the supervisor, and which has necessitated his being off duty for some time. His absence has been greatly felt by both patients and staff, and we wish him a speedy recovery and return to duty.

Finally, to you, sir, and the Deputy Provincial Secretary, I wish to tender my very grateful thanks for your assistance and sympathetic understanding of our needs. It has done much to stimulate us in our endeavours to help the mentally ill, and round out a full programme which, we hope, one day will lessen the numbers requiring hospital care. I would also like to convey my appreciation to the Public Works Department for their consideration in our many problems and with whom we are so closely associated.

I have the honour to be,

Sir,

Your obedient servant,

A. L. CREASE,

Director of Mental Hygiene and Psychiatry.

LABORATORY REPORT.

PROVINCIAL MENTAL HOSPITAL,

ESSONDALE, B.C., March 31st, 1948.

A. L. Crease, Esq., M.D., C.M.,
Director of Mental Hygiene and Psychiatry,
Provincial Mental Hospital, Essondale, B.C.

SIR,—The following is the report of the work performed in the laboratory at Essondale from April 1st, 1947, to March 31st, 1948:—

Blood—

Kahn, quantitative	57
Kahn, positive	108
Kahn, negative	1,239
Red-blood count and hæmoglobin	1,976
White-blood count and differential	2,106
Sedimentation rate	889
Coagulation time	18
Bleeding time	22
Clot retraction	1

Blood—*Continued.*	
Prothrombin time	3
Platelet count	59
Reticulocyte count	19
Grouping	4
Cross-agglutination	14
Fragility	2
Glucose	238
Glucose tolerance	15
Insulin sensitivity	2
Non-protein nitrogen	185
Urea nitrogen	14
Creatinine	12
Cholesterol	26
Bromide	50
Plasma protein	3
Chloride	2
Serum—	
Total protein	9
Alb.-glob. ratio	2
Calcium	11
Phosphorus	3
Icterus index	30
Van den Bergh	37
Alkaline phosphatase	4
Acid phosphatase	2
Hanger flocculation	3
Sodium	2
Blood—	
Culture	21
Widal	18
Agglutination for *B. abortus*	9
Paul Bunnell	15
Spinal fluid—	
Kahn, positive	47
Kahn, negative	69
Cell-count	110
Colloidal gold	110
Total protein	102
T.B.	1
Urines—	
Routine general	6,588
Acetone	2,337
Quantitative sugar	608
Bromides	1,009
Benzidene	765
Quantitative albumin	127
Two-hourly	6
Conc. and dilution	1
Ascheim-Zondek	25
Bile	11
Urobilinogen	23

Urines—*Continued.*	
T.B.	10
Phenylpyruvic acid	2
Galactose tolerance	1
P.S.P.	4
Barbiturate	2
Smears—	
Miscellaneous	375
G.C.	55
T.B.	45
Vincent's angina	202
Malaria	33
Trichomonas	8
Diphtheria	217
Dark field	2
Fontana stain	1
Sputum—T.B.	191
Cultures—	
Miscellaneous	52
Diphtheria	220
G.C.	2
Typhoid	931
Dysentery	1,157
T.B.	5
Fæces—	
Parasites	18
Occult blood	82
Urobilin	3
T.B.	1
Injections—	
Typhoid vaccine	741
Diphtheria vaccine	12
Pollen antigen	21
Scarlet-fever toxin	5
Brucellin	7
Skin tests—	
Tuberculin (Vollmer)	255
Pollen sensitivity	2
Undulant fever	3
Dick test	1
Schick test	52
Smallpox vaccinations	96
Gastric analysis	15
Gastric for T.B.	33
Gastric for occult blood	4
Agglutination for typhoid	25
Agglutination for dysentery	235
Diphtheria virulence test	1
B.M.R.	95
Biopsies	6
Autopsies	135
Animal autopsies	38

Sections	1,823
Donors supplied	6
Water for bacterial count	21
Water for pH	1
Electrocardiographs	103
Ascitic fluid, routine	1
Pleural fluid, routine	3
Vitamin C determination	1
Total number of examinations	26,529

I have, etc.,

G. NICOLSON,
Pathologist.

X-RAY REPORT.

A. L. Crease, Esq., M.D., C.M.,
Director of Mental Hygiene and Psychiatry,
Provincial Mental Hospital, Essondale, B.C.

SIR,—The following is the report of the work performed in the X-ray Department of the Hospital from April 1st, 1947, to March 31st, 1948:—

Number of films taken	11,642
Number of patients X-rayed (including repeats)	9,611

	Patients.	Films.
Chests	8,286	8,351
Gastro-intestinal	39	352
Pelvis	23	28
Teeth	20	98
Extremities	475	1,191
Shoulders	34	66
Sinuses	11	29
Heads	163	510
Jaws	28	61
Mastoid	9	22
Spine	441	706
Gall-bladder	8	26
Ribs	16	37
Kidney, urinary bladder	9	40
Nose	13	27
Colon	1	3
Barium enema	12	63
Abdomen	23	32
	9,611	11,642

I have, etc.,

J. M. JACKSON, M.D.,
Director of Radiology.

PHYSIOTHERAPY REPORT.

A. L. Crease, Esq., M.D., C.M.,
Director of Mental Hygiene and Psychiatry,
Provincial Mental Hospital, Essondale, B.C.

SIR,—Following is a report of the treatments which were given in the Physiotherapy Department at Essondale from April 1st, 1947, to March 31st, 1948:—

	Male.	Female.	Total.
Continuous baths	293	567	860
Cold wet packs	.....	31	31
Foam baths	21	222	243
Electric cabinet baths	80	9	89
Needle spray, rain spray, douches, etc.	126	231	357
Massage, active and passive movements	456	656	1,112
Inductothermy, short wave	558	870	1,428
Infra-red radiation	972	3,069	4,041
Ultra-violet radiation (mercury quartz)	530	88	618
Sitz baths	36	.....	36
Tub baths	294	.....	294
Chiropody	76	.....	76
Total number of treatments	3,442	5,743	9,185
Total number of patients treated	415	805	1,220

I have, etc.,

A. E. DAVIDSON,
Clinical Director.

PSYCHOLOGIST'S REPORT.

A. L. Crease, Esq., M.D., C.M.,
Director of Mental Hygiene and Psychiatry,
Provincial Mental Hospital, Essondale, B.C.

SIR,—Following is a report of work performed for the fiscal year ended March 31st, 1948:—

Gamin	3
Kuder Preference Record	4
Minnesota Multiphasic	29
S.T.D.C.R.	2
Wechsler-Bellevue	74
Willoughby E-M Scale	1
Shipley-Hartford	55
Hanfmann-Kasanin Concept Formation	3
Kent Rosanoff Word Association	1
Proverbs	4
Reading and Arithmetic Tests	4
Otis Self-administering Tests	7
Porteus Maze Test	5
Culture-free Test	2
O. Co. Ag.	5
McQuarrie Test for Mechanical Ability	1
General Clerical	1
Total	201

I have, etc.,

C. B. WATSON,
Psychologist.

DENTAL REPORT.

A. L. Crease, Esq., M.D., C.M.,
Director of Mental Hygiene and Psychiatry,
Provincial Mental Hospital, Essondale, B.C.

SIR,—Following is the annual report of the Dental Department:—

PROVINCIAL MENTAL HOSPITAL, ESSONDALE.

All newly admitted patients able to present themselves were examined, and dental charts filed. All acute conditions were given precedence, and relieved the same day as reported. Dentures were made for patients recommended by members of the medical staff, and dentures were repaired as required from day to day. Restorations of carious teeth have been made as far as time would permit.

Summary.

Examinations	777
Extractions	517
Fillings inserted	272
Treatments	137
Local anæsthetics	371
Dentures repaired	74
Dentures rebased	21
Dentures made	34
Bridges repaired	7
Alveolotomy	2
Prophylaxis	118
General anæsthetics	3
Gingivectomy	1

PROVINCIAL MENTAL HOSPITAL, NEW WESTMINSTER.

Summary.

Examinations	185
Extractions	218
Local anæsthetics	78
General anæsthetics	27
Fillings inserted	49
Palliative treatments	53
Prophylaxis	92
Gingivitis and pyorrhœa treatments	27

We have, etc.,

EMERY JONES, D.D.S.
MILTON JONES, D.D.S.

OPTICAL REPORT.

A. L. Crease, Esq., M.D., C.M.,
Director of Mental Hygiene and Psychiatry,
Provincial Mental Hospital, Essondale, B.C.

SIR,—Enclosed please find optical report of work done at the Provincial Mental Hospital, Essondale, from April 1st, 1947, to March 31st, 1948:—

Refractions, April 1st, 1947, to March 31st, 1948: Male, 46; female, 73; total, 119.
Repairs and replacements sent to J. S. Hudson Optical Supplies, 132.
Minor repairs and adjustments at hospital, 50.

I have, etc.,

H. H. WOODBRIDGE,
Optometrist.

BEAUTY-PARLOUR REPORT.

A. L. Crease, Esq., M.D., C.M.,
Director of Mental Hygiene and Psychiatry,
Provincial Mental Hospital, Essondale, B.C.

SIR,—The following is a report of the appointments in the beauty-parlour from April 1st, 1947, to March 31st, 1948:—

Marcels	557
Finger-waves	2,481
Shampoos	3,192
Manicures	811
Haircuts	3,107
Oil treatments	74
Permanents	347

We have, etc.,

E. EMBREE.
M. TOWNSEND.

REPORT OF DEPARTMENT OF NURSING.

A. L. Crease, Esq., M.D., C.M.,
Director of Mental Hygiene and Psychiatry,
Provincial Mental Hospital, Essondale, B.C.

SIR,—I respectfully submit the report of the Department of Nursing for the fiscal year ended March 31st, 1948.

This year ended with the following personnel: Registered nurses, 18; psychiatric graduates, 44; psychiatric nurses-in-training, 192—making a total staff of 254. Resignations for the year were 229, and replacements, 240.

Again we have passed through a trying year with senior members accepting greater responsibilities. This is particularly true of those in charge of wards, where long hours, the continual turnover of personnel, overcrowded conditions, and new therapies have made greater demands upon them.

There have been a few changes in the training-school office staff. Miss Jessie Menzies returned from a year's course at McGill University and has taken over duties of assistant instructress. Miss Menzies is a valuable addition to our staff. Miss Kirkham replaced Mrs. Palvesky as Acute Building supervisor. Mrs. Palvesky resigned to take up her household duties after capably filling this position for a year.

The School of Nursing has had another busy year. Twenty-nine nurses received their diplomas in psychiatric nursing after a three-year course. Seven registered nurses completed a six-month course in postgraduate study. Certificates were awarded fifty-two male members and four from the New Westminster branch.

Five degree students from the University of British Columbia and twenty-three degree students from the Vancouver General Hospital received two months' experience and instruction. Unfortunately, the student affiliation with general hospitals, which has been carried on since 1938, had to be discontinued because of the shortage of bed accommodation for nurses. The degree students have living accommodation with the Royal Columbian Hospital, New Westminster.

Sixteen nurses from the Public Health Division of the University of British Columbia were given three days' instruction and observation, while special clinical demonstrations were given to fifty psychology students, seventy public health students, and forty-five educational students from the University of British Columbia.

This year we secured the services of Miss H. Warden, R.N., who not only took charge of the sick nurses' infirmary, but accomplished a great deal toward a better health programme for all students.

We are looking forward greatly to the eight-hour day, which will enhance the welfare and happiness of both patients and staff.

For the nursing staff, I would like to thank all those who have given so freely of their time and counsel, for their interest and help in the teaching programme during the past year.

I have, etc.,

MONA E. PARSONS, R.N.,
Director of Nursing.

SOCIAL SERVICE REPORT.

CHILD GUIDANCE CLINICS.

A. L. Crease, Esq., M.D., C.M.,
Director of Mental Hygiene and Psychiatry,
Provincial Mental Hospital, Essondale, B.C.

SIR,—Attached herewith are consolidated summaries of the work done in the Child Guidance Clinics throughout the Province from April 1st, 1947, to March 31st, 1948.

These tables are based on the complete examination or re-examination of each case. Partial examinations are shown in the reports of psychiatric interviews, psychological examinations, and in the social-work report.

Table 1 shows in summary the general activities of the Clinics.

Table 2 shows the number, sex, and status of all cases, both new and repeat, examined at the Clinics.

Table 3 is an analysis of the sources of all cases referred to the Clinics. This shows that while the largest percentage of our cases come from social agencies, signifi-

cant numbers are from other sources—parents, Courts, physicians, medical and health agencies, and schools.

Table 4 is an analysis of the problems and disorders presented by the new cases seen at the Clinics. The two largest groups are the primary behaviour disorders and cases for adoption.

The advisability of adoption offers important opportunities for assistance from the Child Guidance Clinics. It is still a truism that the earlier the adoption, the greater the hazards, although the suitability of the child as to physical and mental health is becoming much more satisfactorily defined. A careful history of early growth and development tends to eliminate the hazard. The continuous contact of a child with a stable environment places the value of early adoption beyond question.

The contact of the Clinic is usually with the parent who is placing the child for adoption, and the opportunity is not usually provided to investigate the motivations which prompt people to adopt children.

During the year the Borstal system of treatment of the young offender was reinstituted. Once again the Clinic is being used to assist in screening suitable candidates for this type of retraining and rehabilitation.

Table 5 shows the number and types of tests carried out by the psychologists at the Clinics.

The functions of the Clinic continue to be diagnosis, treatment, consultation, training, education, and research. These various functions have been discussed in previous reports.

The diagnostic, treatment, and consultation services function to assist in the solution of personality problems of children so that they may become well-adjusted members of society. It also co-operates with social agencies and others to co-ordinate the services offered.

The training function is embodied in opportunities for postgraduate work by members of the staff. The programme of clinical internship for graduates is proving very successful. In addition, over fifty public health nurses, social workers, etc., have had a period of observation and orientation at the clinic. Outside interest in the need for and value of the clinic has been fostered by talks given by members of the staff to groups, both professional and lay, requesting them. In addition, moving pictures illustrating and explaining the emotional needs and growth of the child have proven of great value.

Our research programme is embodied in a careful study and observation of each individual with an evaluation of the treatment that has been carried out and of the suitability of the various types of investigations that have been undertaken.

The most important and basic Clinic need is for increased professional staff. Completion of the present psychiatric teams and the addition of another psychiatric team is considered essential to the more adequate handling of the ever-increasing load. It has not always been possible to give immediate services to all persons at the time they have asked for them, as the current waiting list testifies. In addition, a number of consultation cases would not have developed into treatment cases if they could have been granted professional service at the time they sought it. A maximum benefit in treating comes through the combined efforts of the members of the Clinic team, which represents one of the most closely co-ordinated units which operate for the betterment of human welfare and happiness.

Another urgent need is for increased accommodation at the Vancouver clinic.

A third need is the provision of a residential observation and treatment centre for certain selected cases. These include (1) the child who is unable to establish an adequate relationship with, or whose behaviour is beyond the tolerance of, his own family, a foster home, the school, the neighbourhood or the community; (2) the maladjusted

child who is reacting to inner disturbances of such duration that he is not able to establish a positive relationship to adults or foster homes, but may be able to respond in a group setting with other children; (3) children whose intelligence is average or higher, but who are educationally retarded for a variety of reasons. These children require observation and treatment. In-patient treatment of such children relieves the tension caused by their presence in the home and provides an opportunity to work with the adults in the home to prepare them for the return of the child under circumstances more conducive to a total adjustment. Without adequate treatment the maladjustment of these children becomes so marked that permanent institutionalization may be required.

Once again I would like to express my appreciation of the co-operation of all those who have made it possible for the Clinics to function in an adequate and satisfactory manner.

TABLE 1.—SUMMARY OF CLINICS' ACTIVITY, APRIL 1ST, 1947, TO MARCH 31ST, 1948.

	Vancouver.	Victoria.	Nanaimo.	Chilliwack.	New Westminster.	Courtenay.	Penticton.	Creston.	Nelson.	Vernon.	Salmon Arm.	Total.
Number of clinics held	227	25	11	5	2	1	2	2	2	1	1	279
Physicals	515	83	42	18	6	4	8	5	6	3	4	694
Urinalysis	461	.....	26	13	4	3	7	1	5	3	1	524
Play-room observations	174	.....	....	....	....	....	....	....	....	....	....	174
Case conferences	637	51	43	19	6	4	8	4	6	4	4	786
Consulting conferences	219	15	4	4	....	1	3	6	1	1	1	255
Psychiatric interviews	1,561	178	74	38	14	7	18	12	10	10	8	1,930

TABLE 2.—NUMBER, SEX, AND STATUS OF ALL CASES EXAMINED AT CHILD GUIDANCE CLINIC, APRIL 1ST, 1947, TO MARCH 31ST, 1948.

	Vancouver.	Victoria.	Nainaimo.	Chilliwack.	New Westminster.	Courtenay.	Penticton.	Creston.	Nelson.	Vernon.	Salmon Arm.	Total.
New Cases	525	68	33	16	6	1	7	5	4	4	4	673
Males—												
Adults	77	5	1	....	....	....	....	....	....	....	....	83
Children	248	40	18	10	4	1	7	3	....	3	3	337
Females—												
Adults	56	6	....	....	1	....	....	....	....	....	....	63
Children	144	17	14	6	1	....	....	2	4	1	1	190
Repeat cases	136	27	8	3	....	3	1	....	2	....	....	180
Males—												
Adults	4	.....	....	....	....	....	....	....	....	....	....	4
Children	77	18	7	2	....	3	....	....	....	....	....	107
Females—												
Adults	9	2	....	....	....	....	....	....	....	....	....	11
Children	46	7	1	1	....	....	1	....	2	....	....	58
Total cases	661	95	41	19	6	4	8	5	6	4	4	853

TABLE 3.—SOURCES OF ALL CASES REFERRED TO CHILD GUIDANCE CLINIC, APRIL 1ST, 1947, TO MARCH 31ST, 1948.

Agency or Source.	Number of Cases.	Total.	Percentage Distribution.
1. Social agencies	.....	551	61.09
Social Welfare Branch	137		
Children's Aid Society	268		
Catholic Children's Aid Society	66		
Child Welfare Division	1		
City Social Service Department	8		
Family Welfare Bureau	39		
Jewish Family Welfare Bureau	1		
Y.M.C.A.	1*		
Family Welfare and Children's Aid	26		
John Howard Society	1		
Esquimalt Municipality	1		
City Social Welfare	2		
2. Institutions	.....	22	2.44
Fairbridge Farm School	22		
3. Medical and Health Agencies	.....	60	6.65
Children's Hospital	14		
Public Health Nurse	26		
Victorian Order of Nurses	2		
Out-patients' Department, Vancouver General Hospital	1		
Social Service Department, Vancouver General Hospital	3		
T.B. Social Service Department	3		
Metropolitan Health Committee	.....		
Mental Hygiene Clinic	1		
Saanich Health Department	8		
City Health Centre	2		
4. Schools	.....	52	5.76
Public	1		
Other—			
Boys' Industrial School	24		
Girls' Industrial School	21		
School for the Deaf and the Blind	2		
Normal School	1		
St. Christopher's School	1		
Lions Gate School	2		
5. Juvenile Court	46	47	5.21
Provincial Probation Officer	1		
6. Adult Court	.....	63	6.98
New Westminster Police	1		
Borstal	62		
7. Private physicians	23	23	2.55
8. Parents, relatives, self	82	82	9.10
9. Other	.....	2	0.22
Teacher	1		
Attendance Officer	1		
Totals	.....	902	100.00

* Chinese Y.M.C.A.

TABLE 4. — PROBLEMS AND DISORDERS PRESENTED BY THE NEW CASES GIVEN FULL EXAMINATION BY CHILD GUIDANCE CLINIC, APRIL 1ST, 1947, TO MARCH 31ST, 1948.

	Children.		Adults.		Total.
	M.	F.	M.	F.	
1. Primary behaviour disorders—					
(a) Habit disorders—					
Nail-biting	1	....	....	....	1
Thumb-sucking	....	....	....	....	....
Enuresis	6	7	....	....	13
Masturbation	2	1	....	....	3
Tantrums	4	5	....	....	9
Soiling	2	....	....	....	2
Other	3	1	....	....	4
(b) Personality disorders—					
Seclusive states	4	1	....	....	5
Depressed states	....	1	....	....	1
Day-dreaming	1	1	....	....	2
Excessive introspection	....	....	....	....	....
Feeling of inadequacy	....	....	....	....	....
Sensitiveness	1	....	....	....	1
Other	6	2	....	1	9
(c) Neurotic disorders—					
Tics and habit spasms	1	....	....	....	1
Sleep-walking	....	....	....	....	....
Stammering	4	2	....	....	6
Overactivity	1	1	....	....	2
Fears	2	....	....	....	2
Nervousness	4	....	....	....	4
Claustrophobia	....	....	....	1	1
Anxiety	1	....	....	....	1
Other	3	1	....	....	4
(d) Conduct disorders—					
Truancy	12	3	....	....	15
Fighting and quarrelling	1	....	....	....	1
Disobedience	15	10	....	4	29
Untruthfulness	1	3	....	....	4
Stealing	28	7	2	....	37
Setting fires	2	....	....	....	2
Destruction of property	3	....	....	....	3
Use of alcohol	....	1	....	1	2
Cruelty	1	....	....	....	1
Sex offences	4	9	....	....	13
Vagrancy	....	....	....	1	1
Running away	10	2	....	1	13
Infantile behaviour	....	....	....	....	....
Staying out late	....	1	....	....	1
Breaking and entering	2	....	....	....	2
Assault	2	....	1	....	3
Other	3	....	....	....	3
2. Psychotic and pre-psychotic—					
Manic depressive	....	....	....	....	....
Schizophrenia	1	....	2	1	4
With juvenile general paresis	....	....	....	....	....
With epidemic encephalitis	....	....	....	....	....
Undifferentiated	....	....	....	1	1
Other	....	....	....	....	....
3. Psychoneurosis and neurosis—					
Hysterical type	....	1	....	....	1
Psychasthenic type	....	....	....	....	....
Anxiety type	....	1	2	....	3
4. Convulsive disorders—					
Epilepsy	2	2	....	....	4
Other	....	....	....	....	....
5. Psychopathic personality	3	1	....	2	6

TABLE 4. — PROBLEMS AND DISORDERS PRESENTED BY THE NEW CASES GIVEN FULL EXAMINATION BY CHILD GUIDANCE CLINIC, APRIL 1ST, 1947, TO MARCH 31ST, 1948—*Continued.*

	Children.		Adults.		Total.
	M.	F.	M.	F.	
6. Educational disability—					
(*a*) Associated with Dull Normal or Border-line I	12	4	....	....	16
(*b*) Special mental disability—					
(1) Writing	1	....	....	....	1
(2) Reading	11	....	....	....	11
(3) Arithmetic	....	1	....	....	1
(4) Other	....	....	....	....	....
7. Behaviour disorder associated with Somatic D—					
(*a*) Habit disorder	....	1	....	....	1
(*b*) Personality disorder	....	....	....	....	....
(*c*) Conduct disorder	....	....	....	....	....
8. Mental deficiencies—					
(*a*) Famelial	....	....	....	....	....
(*b*) Mongolism	2	2	....	....	4
(*c*) With developmental cranial anomalies	....	....	....	....	....
(*d*) With congenital spastics	2	6	....	....	8
(*e*) Post-infectional	....	1	1	....	2
(*f*) Post-traumatic	3	....	....	....	3
(*g*) With epilepsy	....	....	....	1	1
(*h*) With endocrine disorder	....	....	....	....	....
(*i*) With other organic nervous disorder	....	....	....	....	....
(*j*) Undifferentiated	30	13	1	1	45
(*k*) Other forms	1	....	....	....	1
9. Mental retardation	8	11	....	....	19
10. No ascertained mental deviation—					
(*a*) Problem of physical health and development	....	3	1	....	4
(*b*) Spastics	1	1	....	....	2
(*c*) Speech problems	2	....	....	....	2
(*d*) Hearing problems	....	....	....	....	....
(*e*) School problems	6	4	....	....	10
(*f*) Social problems	1	....	....	....	1
(1) Placement	29	20	....	....	49
(2) Adoption	77	51	....	....	128
(3) Other	1	1	....	....	2
(4) Unmarried mother	....	3	....	39	42
(5) Married mother	....	....	....	4	4
(*g*) Unascertained	1	....	....	....	1
(*h*) Normal personality	8	1	....	1	10
11. Vocational guidance	2	3	17	4	26
12. Borstal	3	....	56	....	59
Totals	337	190	83	63	673

TABLE 5.—PSYCHOLOGISTS' REPORT OF TESTS ADMINISTERED IN CHILD GUIDANCE CLINICS, 1947–48.

	Vancouver.	Victoria.	Nanaimo.	Chilliwack.	New Westminster.	Creston.	Nelson.	Vernon.	Penticton.	Salmon Arm.	Courtenay.	Total.
Stanford Binet	481	75	38	18	3	4	3	4	9	4	4	643
Wechsler Bellevue	115	6	2	....	1	....	....	....	....	....	....	124
Cattell Infant Intelligence	58	....	....	....	....	....	....	....	....	....	....	58
Porteus Maze	2	....	....	....	....	....	....	....	....	....	....	2
Betts Telebinocular	109	....	....	....	....	....	....	....	....	....	....	109
California Personality	152	24	22	6	3	3	2	1	2	1	....	216
Minnesota Multiphasic	24	4	....	....	....	....	....	....	....	....	....	28
Bell Adjustment Inventory	8	....	....	....	....	....	....	....	....	....	....	8
Bernreuter Personality Inventory	18	....	....	....	....	....	....	....	....	....	....	18
Brown Personality	3	....	....	....	....	....	....	....	....	....	....	3
Rogers Personality	1	....	....	....	....	....	....	....	....	....	....	1
P-S Experience Blank	3	....	1	....	1	....	....	....	1	....	....	6
Mental Health Analysis	5	1	....	....	....	....	....	....	....	....	....	6
Stodgill Behaviour Cards	1	....	....	....	....	....	....	....	....	....	....	1
Monroe Reading	126	23	26	4	1	3	1	2	2	1	....	189
Haggerty Reading	58	19	4	9	2	2	....	....	1	....	2	97
Lee-Clark Reading Readiness	13	2	....	1	2	....	....	....	....	....	....	18
Gray's Oral Reading	3	....	....	....	....	....	....	....	....	....	....	3
Iota Word Test	3	....	....	....	....	....	....	....	....	....	....	3
Ayers Spelling	5	1	1	....	....	....	....	....	....	....	....	7
Stanford Arithmetic	11	5	2	1	....	....	....	1	....	....	....	20
Strong Vocational Interest	13	1	....	....	....	....	....	....	....	....	....	14
California Occupational Interest	43	5	3	1	1	....	....	....	....	....	....	53
Kuder Preference Record	19	1	....	....	....	....	....	....	....	....	....	20
Minnesota Clerical Aptitude	21	....	1	....	....	....	....	....	....	....	....	22
N.I.I.P. Clerical	8	....	....	....	....	....	....	....	....	....	....	8
Turse Shorthand	1	....	....	....	....	....	....	....	....	....	....	1
Test for Ability to Sell	2	....	....	....	....	....	....	....	....	....	....	2
Aptitude Test for Nursing	1	....	....	....	....	....	....	....	....	....	....	1
Stanford Scientific Aptitude	1	1	....	....	....	....	....	....	....	....	....	2
Meier Art Judgment	2	1	....	....	1	....	....	....	....	....	....	4
Bennett Mechanical Aptitude	19	2	1	....	....	....	....	....	....	....	....	22
MacQuarrie Mechanical Aptitude	1	....	....	....	....	....	....	....	....	....	....	1
Minnesota Paper Formboard	3	....	....	....	....	....	....	....	....	....	....	3
Crawford Tridimensional	8	....	....	....	....	....	....	....	....	....	....	8
Minnesota Rate of Manipulation	3	....	....	....	....	....	....	....	....	....	....	3
Purdue Pegboard	40	....	1	2	....	....	....	....	....	....	....	43
Tweezer Dexterity	7	....	....	....	....	....	....	....	....	....	....	7
Special Observation	15	3	....	....	....	....	2	....	....	....	....	20
Vocational Guidance Interviews	6	1	....	....	....	....	....	....	....	....	....	7
Reading Tuition	20	....	....	....	....	....	....	....	....	....	....	20

I have, etc.,

ULTAN P. BYRNE, M.D., D.P.H.,
Director of Child Guidance Clinics.

PSYCHIATRIC SOCIAL WORK REPORT.

The Social Service Department of the Hospital in this last year has expanded, taken on new duties, and tried to improve upon the services previously given. The trained psychiatric social worker was a person impossible to secure, and in order to meet the demand of our service, we had to train graduate social workers in the techniques required to carry on the duties. This experience has shown results—the staff are more alert, studious, and interested in their service.

With the turnover in the Welfare Field Service personnel through the Province there has been a heavier load placed on the supervisor in giving orientation in the psychiatric field. All new field-workers spend some time at the Hospital and at the Child Guidance Clinic. This has repaid well, for we are receiving results already from the Social Welfare workers through the Province. As most departments of welfare have now decentralized, we have been unable to lessen our supervision, as the patients are still in the institution and direction of the case must come through the psychiatrist treating the patient.

The educational programme with public health nurses has increased and will pay dividends. Team play in all our work has been our goal. All members of the team must carry their weight and, to do so, must have a knowledge of the needs of the people in the field of psychiatry.

This Department has taken part in and attended as many lectures and refresher courses as have been available, but feel the need for more in order to use the social science, which is part and parcel of their profession in helping the patients and their families. It is most often the families of the hospital patients who need the real help. The more help given in the area, the more successful will be the rehabilitation of the patient.

The Vista Rehabilitation Home has been used for true rehabilitation; that is, patients have enjoyed a period in this home-like atmosphere while they become accustomed to living again in the community. The larger number of patients have been post-leuctomy operation cases. Some have returned to their homes and families; others have obtained work and are self-supporting. All have taken up their new duties with added assurance. The assurance they have acquired has materially augmented the hospital treatment. There has been a great deal of overtime and serious thought spent on these patients, but this has been one of the most gratifying efforts of the year. As our experience grows, the more scientific approach to the problem expands and comes into practice; the more we know of the reactions of post-operative patients in a controlled environment, the more successful will be this new hospital treatment. Cases other than post-leuctomy have also been cared for in the Vista, and due to that little extra help in adjusting to the community, they, too, have shown more security and consequently have been more successfully rehabilitated.

PROVINCIAL MENTAL HOSPITAL STATISTICS, 1947–48.

Number of New Cases referred to Social Service Department.

In Vancouver	475	
Out of Vancouver	636	
		1,111

The number of new admissions was increased by 231 during the past fiscal year.

Disposition.

Discharged on probation—		
In Vancouver	157	
Out of Vancouver	243	
		400

This is an increase of 31 cases which were referred for probation services.

There were 157 probation cases carried by the Vancouver workers. This is an intensive part of the follow-up programme, and each case is visited at least once a month, but usually requires three or four visits during the first month and in diminishing numbers as the patient adjusts.

Report of Social Service Work carried out by Members of Social Service Department at Essondale.

This Department was made up of six graduate (junior) staff members who received intensive supervision on a limited number of cases.

Initial interviews to obtain social histories—		
In Vancouver	479	
Out of Vancouver	10*	
		489
Other interviews entailing case-work such as consultations with other social agencies (public and private), employers, school authorities, and other resources in Vancouver		1,788
Out-of-town supervisory service by mail—		
Letters to the Provincial field staff requesting social histories and probation visits, and of a general supervisory nature	1,731	
Letters to other social agencies in and out of British Columbia	336	
		2,067
Incidental services of a supervisory nature		500

Orientation periods for twenty-four public health nurses, five post-graduate nurses, thirty field service staff, and seven other visitors.

* These are cases referred to our Department for special work by trained psychiatric social workers under the direct supervision of the psychiatrist.

SOCIAL WORKERS' REPORT OF THE CHILD GUIDANCE CLINICS.

In this last year we were fortunate in securing the services of a psychiatric social worker of wide experience to act as supervisor of social work within the clinic setting. accomplished.

Through this development, more intensive work on the treatment level has been

The types of services rendered by the Child Guidance Clinics fall into three broad groups:—

(1) The diagnostic and consultative service which is given to all who ask it—namely, parents, private physicians, social agencies (voluntary and public), public health agencies, institutions, public schools, educational and custodial schools, and Courts.

(2) The continuing treatment service which is given to the private cases referred to the Child Guidance Clinics. A private case may come to Clinic referred by parents or physician, etc., within the area of the Cities of Vancouver and Victoria. When no other agency is active and when the case comes within the functions of the Clinic, the case is taken by the Clinic and designated as a private treatment case—that is, the case-work is done by the social worker attached to the Clinic and under the direct guidance of the clinical psychiatrist.

(3) The Child Guidance Clinics are carrying out a broad programme of mental-hygiene education which is basic to all its services. Through this programme, the Clinics seek to co-operate with other agencies of the community in advancing knowledge of the most promising methods of preventing behaviour and personality disorders in children, and of dealing with them when they occur. In this connection, this year the social workers have had the added duties of arranging for orientation periods for public health nurses and social welfare workers who are stationed throughout the Province. There were fifty-four such observers during this last year spending from one to ten days at the Clinic. In addition to the above educational work, the Clinic has had two University of British Columbia social science students obtaining their field-work experience. This is an exacting but a satisfying piece of work.

It is most important that the Clinic services become available to the people outside of the larger city areas, and for this reason Travelling Clinic facilities have been enlarged. In order that the areas in which the Clinics are held receive as much benefit as possible, a social worker was assigned to receive the Clinic and to remain after the Clinic for a few days to assist the district social worker and the public health nurse in their work with the cases examined.

The statistical report of the social work within the Child Guidance Clinic setting only shows part of the picture, as the social worker is one part of the total clinic team and must, of necessity, lend her assistance to all areas participated in by the team. For this reason this report should be read in conjunction with the Clinical Director's report.

PSYCHIATRIC SOCIAL WORKERS' STATISTICAL REPORT, APRIL 1ST, 1947, TO MARCH 31ST, 1948.

Case-work services—		
Cases carried forward from previous fiscal year	94	
Cases referred during year—		
New	160	
Reopened	21	
Transferred in	19	
Total number of cases carried		294
Cases closed during the fiscal year	155	
Cases transferred out during fiscal year	41	
Total number of cases closed during fiscal year		196
Cases carried forward to fiscal year 1948–49		98
Interviews—Patient and family		1,216
Other than case-work services—		
Conferences—		
Agency		1,061
Private		170
Supervision		434
Orientation		54
Other contacts		185
Histories taken		166

J. F. KILBURN,
Provincial Supervisor, Psychiatric Social Work.

STATISTICAL TABLES.

TABLE NO. 1.—SHOWING THE OPERATIONS OF THE HOSPITALS—ESSONDALE, NEW WESTMINSTER, AND SAANICH—FROM APRIL 1ST, 1947, TO MARCH 31ST, 1948.

Movement of Population.	Male.	Female.	Total.	Total.		
				Male.	Female.	Total.
In residence, Essondale, March 31st, 1947	1,804	1,434	3,238			
In residence, New Westminster, March 31st, 1947	366	260	626			
In residence, Saanich, March 31st, 1947	287	.....	287			
On probation, carried forward from 1946–47, Essondale	85	90	175			
On probation, carried forward from 1946–47, New Westminster	1	2	3			
On probation, carried forward from 1946–47, Saanich	4	.....	4			
Escaped, carried forward from 1946–47, Essondale	2	.....	2			
Escaped, carried forward from 1946–47, New Westminster	.....	.....	.....			
Escaped, carried forward from 1946–47, Saanich	1	.....	1			
				2,550	1,786	4,336
Admitted during the year 1947–48—						
By ordinary forms	478	480	958			
By urgency forms	29	11	40			
By voluntary forms	58	33	91			
From the Yukon	4	1	5			
Order in Council	16	1	17			
				585	526	1,111
Total under treatment, Essondale, New Westminster, and Saanich, April 1st, 1947, to March 31st, 1948	.....	.....	.....	3,135	2,312	5,447
Discharged during period of April 1st, 1947, to March 31st, 1948—						
(*a*) From Essondale—						
As recovered	74	50	124			
As improved	152	137	289			
As unimproved	129	135	264			
Without psychosis	17	6	23			
On probation and still out	103	118	221			
Escaped, but not discharged	.....	.....	.....			
Died	144	80	224			
	619	526	1,145			
(*b*) From New Westminster—						
As improved	.....	.....	.....			
As unimproved	2	3	5			
On probation and still out	4	1	5			
Escaped, but not discharged	.....	.....	.....			
Died	7	6	13			
	13	10	23			
(*c*) From Saanich—						
As recovered	.....	.....	.....			
As improved	2	.....	2			
As unimproved	.....	.....	.....			
On probation and still out	2	.....	2			
Escaped, but not discharged	1	.....	1			
Died	5	.....	5			
	10	.....	10			
Total discharged from Essondale, New Westminster, and Saanich	.....	.....	.....	642	536	1,178
Total in residence, Essondale, New Westminster, and Saanich	.....	.....	.....	2,493	1,776	4,269

TABLE NO. 1.—SHOWING THE OPERATIONS OF THE HOSPITALS—ESSONDALE, NEW WESTMINSTER, AND SAANICH—FROM APRIL 1ST, 1947, TO MARCH 31ST, 1948—*Continued.*

Movement of Population.	Male.	Female.	Total.	Total.		
				Male.	Female.	Total.
Essondale—						
Total on books, March 31st, 1947	1,891	1,524	3,415			
Admissions during 1947–48	585	526	1,111			
Received from New Westminster	18	7	25			
Received from Saanich	1	.....	1			
				2,495	2,057	4,552
Discharged during 1947–48	619	526	1,145			
Transferred to New Westminster	35	17	52			
Transferred to Saanich	9	.....	9			
				663	543	1,206
Total in residence, Essondale, March 31st, 1948	.....	.....	.....	1,832	1,514	3,346
New Westminster—						
Total on books, March 31st, 1947	367	262	629			
Received from Essondale	35	17	52			
				402	279	681
Discharged during 1947–48	13	10	23			
Returned to Essondale	18	7	25			
Transferred to Saanich	.....	.....	.....			
				31	17	48
Total in residence, New Westminster, March 31st, 1948	.....	.....	.....	371	262	633
Saanich—						
Total on books, March 31st, 1947	292	.....	292			
Received from Essondale	9	.....	9			
Received from New Westminster	.....	.....	.....			
				301	.....	301
Discharged during 1947–48	10	.....	10			
Returned to Essondale	1	.....	1			
				11	.....	11
Total in residence, Saanich, March 31st, 1948	.....	.....	.....	290	.....	290
Total in residence, Essondale, March 31st, 1948	1,832	1,514	3,346			
Total in residence, New Westminster, March 31st, 1948	371	262	633			
Total in residence, Saanich, March 31st, 1948	290	.....	290			
Grand total in residence, Essondale, New Westminster, and Saanich, March 31st, 1948	.....	.....	.....	2,493	1,776	4,269

Daily average population	4,193.71
Percentage of discharged on admissions (not including deaths)	63.64
Percentage of recoveries on admission	11.16
Percentage of deaths on whole number under treatment	4.40

TABLE NO. 2.—SHOWING IN SUMMARY FORM THE OPERATIONS OF THE HOSPITAL SINCE ITS INCEPTION.

Year.	Admissions.	Discharges.		Deaths.	Number Resident at the Close of each Year.	Increase.	Decrease.	Whole Number treated.	Percentage of Recoveries to Admissions.	Percentage of Discharges to Admissions (Deaths excluded).	Percentage of Deaths to Whole Number under Treatment.
		Recovered.	Not recovered.								
1872	18	1	.....	1	16	.....	.....	18	5.55	5.55	5.55
1873	15	10	2	5	14	.....	2	31	66.66	80.00	16.12
1874	12	4	.....	3	19	5	.....	26	33.33	33.33	11.53
1875	29	3	3	10	32	13	.....	48	10.34	26.89	20.83
1876	22	11	3	5	35	3	.....	54	50.00	63.63	9.35
1877	14	4	4	3	38	3	.....	49	28.57	78.57	6.12
1878	16	7	3	8	36	.....	2	54	43.75	62.50	16.16
1879	18	4	1	8	41	5	.....	54	22.22	27.77	14.81
1880	17	5	.....	5	48	7	.....	58	29.41	29.41	8.62
1881	13	5	3	5	48	.....	.....	61	38.46	61.54	8.19
1882	7	3	1	2	49	1	.....	55	42.85	57.14	3.63
1883	8	4	1	3	49	.....	.....	57	50.00	62.50	5.26
1884	10	2	4	2	51	2	.....	59	20.00	60.00	3.33
1885	20	5	.....	5	61	10	.....	71	25.00	25.00	6.94
1886	27	10	6	6	66	5	.....	88	37.03	59.25	6.81
1887	36	15	5	5	77	11	.....	102	41.66	55.55	4.80
1888	26	12	6	3	82	5	.....	103	46.15	69.23	2.87
1889	41	14	5	4	100	18	.....	123	34.15	46.34	3.25
1890	52	17	6	12	117	17	.....	152	32.69	44.23	7.64
1891	49	19	4	20	123	6	.....	166	38.77	46.94	11.69
1892	52	17	10	13	135	12	.....	175	32.69	51.92	6.95
1893	44	14	18	14	133	.....	2	179	31.81	72.72	7.60
1894	80	13	19	19	162	29	.....	213	16.25	40.00	8.92
1895	62	29	11	20	164	2	.....	224	46.77	64.51	8.92
1896	64	23	25	9	171	7	.....	228	35.93	75.00	3.94
1897	74	20	8	14	203	32	.....	246	27.03	37.83	5.69
1898	81	27	13	19	221	18	.....	285	33.33	49.38	6.66
1899	101	31	32	21	234	13	.....	327	30.69	62.37	6.42
1900	113	38	27	29	258	24	.....	356	33.63	57.52	8.14
1901	115	40	20	25	284	26	.....	377	34.78	52.17	6.63
1902	121	30	31	25	311	27	.....	413	24.79	50.41	6.06
1903	139	38	37	26	349	38	.....	466	27.34	53.96	5.57
1904	115	46	26	26	321	.....	28	480	40.00	62.61	5.42
1905	123	43	33	27	348	27	.....	505	33.33	61.78	5.34
1906	150	36*	43	28	388	43	.....	552	23.03	52.06	5.04
1907	221	48	43	39	461	73	.....	666	21.30	41.20	5.08
1908	230	68*	56	57	507	46	.....	765	28.30	53.90	7.44
1909	232	73†	77	40	536	29	.....	816	31.00	64.60	6.40
1910	280	84	82	41	595	48	.....	896	30.00	59.28	4.57
1911	332	67‡	114	60	690	105	.....	1,034	19.57	54.42	5.83
1912	375	74*	128	76	752	62	.....	1,065	18.90	53.80	7.02
1913	380	90§	146	67	919	167	.....	1,264	22.63	62.10	5.30
1914	402	58	126	74	1,027	108	.....	1,364	14.43	45.77	5.43
1915	332	83	91	89	1,090	63	.....	1,437	25.00	52.41	6.19
1916	353	73†	96	80	1,205	115	.....	1,527	20.68	47.87	5.24
1917	371	88	78	106	1,301	96	.....	1,650	23.72	44.74	6.42
1918	375	75	95	132	1,347	46	.....	1,753	20.00	45.33	7.47
Jan. 1, 1919, to March 31, 1920	574	116	221	132	1,458	111	.....	2,025	20.20	58.71	6.51
1920–1921	489	88	173	122	1,566	108	.....	2,043	14.17	72.60	5.97
1921–1922	478	96	178	114	1,649	83	.....	2,137	20.08	57.32	5.33
1922–1923	438	91	167	133	1,697	48	.....	2,180	20.77	59.36	6.10
1923–1924	447	84†	121	163	1,784	87	.....	2,234	18.56	64.20	7.25
1924–1925	461	63	242	138	1,884	100	.....	2,327	13.66	66.16	5.93
1925–1926	475	57‖	240	142	1,995	111	.....	2,434	12.00	62.53	5.83
1926–1927	494	76§	171	161	2,125	130	.....	2,565	15.38	50.00	6.27

* Three not insane. † One not insane. ‡ Two not insane. § Four not insane. ‖ Six not insane.

TABLE NO. 2.—SHOWING IN SUMMARY FORM THE OPERATIONS OF THE HOSPITAL SINCE ITS INCEPTION—*Continued.*

Year.	Admissions.	Discharges.		Deaths.	Number Resident at the Close of each Year.	Increase.	Decrease.	Whole Number treated.	Percentage of Recoveries to Admissions.	Percentage of Discharges to Admissions (Deaths excluded).	Percentage of Deaths to Whole Number under Treatment.
		Recovered.	Not recovered.								
1927–1928	542	75*	252	147	2,269	144	.....	2,743	13.28	60.33	5.36
1928–1929	543	92†	294	181	2,347	78	.....	2,914	16.76	71.07	6.21
1929–1930	602	118*	311	223	2,411	64	.....	3,063	19.10	71.26	7.28
1930–1931	632	70*	235	191	2,550	139	.....	3,148	10.60	64.24	6.06
1931–1932	562	58¶	299	181	2,676	126	.....	3,214	10.32	63.52	5.63
1932–1933	635	44§	323	195	2,824	148	.....	3,390	6.92	58.42	5.75
1933–1934	610	61‡	309	200	2,960	136	.....	3,530	10.00	60.65	5.66
1934–1935	653	71*	349	221	3,080	120	.....	3,721	10.87	64.32	5.94
1935–1936	679	63*	304	291	3,180	100	.....	3,838	9.27	54.05	7.58
1936–1937	783	78‡	300	268	3,301	121	.....	4,067	9.96	63.60	6.59
1937–1938	834	74	330	207	3,487	186	.....	4,255	8.87	67.30	4.86
1938–1939	827	72‡	345	208	3,612	125	.....	4,471	8.71	78.72	4.65
1939–1940	869	111**	455	230	3,710	98	.....	4,713	11.39	88.50	4.88
1940–1941	864	107¶	410	254	3,836	126	.....	4,781	12.38	79.97	5.31
1941–1942	834	71††	400	255	3,902	66	.....	4,843	8.51	56.46	6.54
1942–1943	803	91‡‡	443	260	3,925	23	.....	4,919	11.32	66.50	5.31
1943–1944	840	87	423	309	3,960	35	.....	4,965	10.36	61.66	6.02
1944–1945	822	96§§	377	300	4,019	59	.....	4,960	10.46	58.39	6.04
1945–1946	834	117††	352	240	4,110	91	.....	5,014	14.02	57.43	5.84
1946–1947	880	97§§	496	238	4,151	41	.....	5,174	11.02	68.18	4.59
1947–1948	1,111	124¶¶	560	240	4,269	118	.....	5,447	11.34	63.64	4.40

* Three not insane. † One not insane. ‡ Two not insane. § Four not insane. ¶ Five not insane.
** Twelve not insane. †† Ten not insane. ‡‡ Eight not insane. §§ Seven not insane.
¶¶ Three not insane; twenty without psychosis.

TABLE NO. 3.—SHOWING THE TOTAL NUMBER OF ADMISSIONS, DISCHARGES, AND DEATHS FROM APRIL 1ST, 1947, TO MARCH 31ST, 1948.

Months.	Admissions.			Discharges.			Deaths.		
	Male.	Female.	Total.	Male.	Female.	Total.	Male.	Female.	Total.
1947.									
April	51	37	88	27	18	45	12	5	17
May	36	37	73	21	25	46	8	10	18
June	43	55	98	61	16	77	10	10	20
July	42	47	89	17	43	60	13	5	18
August	48	39	87	31	39	70	14	3	17
September	63	45	108	30	24	54	10	4	14
October	39	47	86	30	33	63	10	9	19
November	45	42	87	28	32	60	17	8	25
December	42	39	81	21	27	48	10	8	18
1948.									
January	70	45	115	49	27	76	17	10	27
February	38	39	77	24	23	47	17	7	24
March	68	54	122	37	24	61	18	5	23
Totals	585	526	1,111	376	331	707	156	84	240

TABLE NO. 4.—SHOWING THE CIVIL STATE OF PATIENTS ADMITTED FROM APRIL 1ST, 1947, TO MARCH 31ST, 1948.

Civil State.	Male.	Female.	Total.
Married	168	247	415
Single	330	154	484
Divorced	13	15	28
Widowed	39	79	118
Separated	34	31	65
Unknown	1	.....	1
Totals	585	526	1,111

TABLE NO. 5.—SHOWING RELIGIOUS DENOMINATIONS OF PATIENTS ADMITTED FROM APRIL 1ST, 1947, TO MARCH 31ST, 1948.

Religious Denominations.	*Male.*	*Female.*	*Total.*
Buddhist	2	.....	2
Christian Science	4	1	5
Christian Brethren	2	1	3
Christadelphian	.....	2	2
Confucian	13	.....	13
Doukhobor	3	5	8
Father Divine	.....	1	1
Greek Catholic	2	1	3
Greek Orthodox	11	5	16
Hebrew	5	3	8
Hindu	1	.....	1
Jehovah Witness	3	2	5
Lutheran	42	28	70
Mennonite	4	4	8
Mormon	.....	1	1
None	4	3	7
Pentecostal	2	5	7
Protestant	365	375	740
Quaker	1	.....	1
Roman Catholic	108	80	188
Russian Orthodox	1	.....	1
Salvation Army	1	4	5
Seventh-day Adventist	3	1	4
Sikh	2	1	3
Spiritualist	.....	1	1
Truth Centre	1	.....	1
Unity	1	1	2
Unknown	4	1	5
Totals	585	526	1,111

TABLE NO. 6.—SHOWING THE DEGREE OF EDUCATION OF THOSE ADMITTED FROM APRIL 1ST, 1947, TO MARCH 31ST, 1948.

Degree of Education	Male.	Female.	Total.
Superior	20	15	35
Good	98	138	236
Common	300	265	565
Poor	117	68	185
None	48	38	86
Unknown	2	2	4
Totals	585	526	1,111

TABLE NO. 7.—SHOWING THE NATIONALITY OF THOSE ADMITTED FROM APRIL 1ST, 1947, TO MARCH 31ST, 1948.

Nationality.	Male.	Female.	Total.
Alaska	.....	1	1
Armenia	1	.....	1
Australia	1	2	3
Austria	3	1	4
Belgium	.....	1	1
Ceylon	.....	1	1
China	16	1	17
Czechoslovakia	1	2	3
Denmark	5	1	6
England	66	90	156
Finland	7	4	11
France	1	1	2
Germany	2	2	4
Greece	2	.....	2
Holland	1	1	2
Iceland	1	.....	1
India	5	1	6
Ireland	12	14	26
Italy	3	4	7
Japan	2	1	3
Latvia	1	.....	1
Lithuania	1	1	2
Newfoundland	3	3	6
Norway	11	4	15
Northwest Territories	.....	1	1
Poland	7	6	13
Romania	4	.....	4
Russia	9	6	15
Scotland	32	33	65
South Africa	2	1	3
Sweden	12	7	19
Switzerland	.....	1	1
Ukraine	2	.....	2
United States	19	22	41
Wales	2	1	3
Yugoslavia	5	1	6
Unknown	3	.....	3
Canada—			
Alberta	43	40	83
British Columbia	134	116	250
Manitoba	29	29	58
New Brunswick	10	6	16
Nova Scotia	10	7	17
Ontario	65	42	107
Prince Edward Island	2	.....	2
Quebec	20	12	32
Saskatchewan	30	59	89
Totals	585	526	1,111

TABLE NO. 8.—SHOWING WHAT DISTRICTS CONTRIBUTED PATIENTS FROM APRIL 1ST, 1947, TO MARCH 31ST, 1948.

Place of Residence.	Male.	Female.	Total.
Abbotsford	3	1	4
Agassiz	.....	1	1
Alberni	2	.....	2
Albion	.....	1	1
Alert Bay	8	1	9
Appledale	1	.....	1
Armstrong	1	3	4
Ashcroft	.....	1	1
Barnet	1	.....	1
Bella Bella	.....	1	1
Bella Coola	.....	1	1
Blubber Bay	1	.....	1
Blue River	1	.....	1
Boston Bar	1	.....	1
Brentwood Bay	1	.....	1
Brilliant	.....	1	1
Britannia Beach	1	.....	1
Burnaby	10	13	23
Campbell River	3	1	4
Canal Flats	.....	1	1
Castlegar	.....	3	3
Chapman Camp	1	.....	1
Chemainus	1	.....	1
Chilliwack	3	3	6
Cloverdale	5	1	6
Cobble Hill	1	.....	1
Coghlan	.....	1	1
Copper Mountain	.....	1	1
Coquitlam	1	.....	1
Courtenay	1	1	2
Cranbrook	4	4	8
Crescent Beach	1	2	3
Creston	2	.....	2
Criss Creek	1	.....	1
Cumberland	1	2	3
Dawson	1	1	2
Dawson Creek	2	.....	2
Deroche	.....	1	1
Duncan	2	1	3
Endako	.....	1	1
Fanny Bay	.....	1	1
Fernie	2	.....	2
Fort St. George	.....	1	1
Fort St. John	2	1	3
Ganges	1	1	2
Gibsons Landing	1	.....	1
Golden	.....	2	2
Grand Forks	2	3	5
Greenwood	1	.....	1
Hanceville	1	.....	1
Haney	2	1	3
Harrison Hot Springs	.....	1	1
Hazelton	1	1	2
Heffley Creek	1	.....	1
Hope	3	.....	3
Ioco	.....	1	1
Kamloops	12	10	22
Kaslo	1	.....	1
Kelowna	9	4	13
Keremeos	.....	1	1
Kimberley	2	1	3
Ladner	1	1	2
Carried forward	103	78	181

Place of Residence.	Male.	Female.	Total.
Brought forward	103	78	181
Ladysmith	1	.....	1
Lang Bay	1	.....	1
Langford	1	.....	1
Langley Prairie	4	4	8
Lillooet	1	.....	1
Lulu Island	1	.....	1
Lynnmour	1	.....	1
Lynn Valley	.....	1	1
Lytton	1	3	4
Maillardville	3	1	4
Marpole	1	1	2
Matsqui	1	2	3
Milner	.....	1	1
Mission	.....	3	3
Moyie	.....	1	1
Nakusp	1	.....	1
Nanaimo	7	1	8
Nelson	3	10	13
New Westminster	59	54	113
North Vancouver	6	7	13
Oakalla	10	.....	10
Ocean Falls	2	.....	2
Ocean Park	1	.....	1
O'Brien Bay	1	.....	1
Oliver	1	2	3
Osoyoos	1	1	2
Oyama	.....	1	1
Penticton	3	4	7
Pitt Meadows	1	1	2
Port Alberni	4	3	7
Port Alice	1	.....	1
Port Coquitlam	4	4	8
Port Hammond	1	.....	1
Port Kells	1	.....	1
Port Moody	1	1	2
Pouce Coupe	.....	2	2
Powell River	2	.....	2
Prince George	3	1	4
Prince Rupert	6	5	11
Princeton	2	.....	2
Quatsino	.....	1	1
Queen Charlotte City	2	.....	2
Quesnel	3	1	4
Rock Creek	.....	1	1
Revelstoke	1	.....	1
Richmond	2	.....	2
Saanich	2	1	3
Salmon Arm	2	2	4
Sardis	.....	3	3
Sicamous	.....	1	1
Sidney	1	1	2
Slocan	.....	1	1
Smithers	1	.....	1
Solsqua	.....	1	1
Sooke	1	.....	1
South Westminster	.....	1	1
South Wellington	1	.....	1
Spuzzum	1	.....	1
Steelhead	.....	1	1
Steveston	4	1	5
Stillwater	.....	1	1
Carried forward	261	209	470

TABLE NO. 8.—SHOWING WHAT DISTRICTS CONTRIBUTED PATIENTS FROM APRIL 1ST, 1947, TO MARCH 31ST, 1948—*Continued.*

Place of Residence.	Male.	Female.	Total.	Place of Residence.	Male.	Female.	Total.
Brought forward	261	209	470	*Brought forward*	574	513	1,087
Sumas	.....	1	1	Webster's Corners	1	1	2
Summerland	.....	1	1	Wells	.....	1	1
Sunbury	.....	1	1	Westbank	1	1	2
Surrey	2	.....	2	West Summerland	1	.....	1
Trail	1	3	4	West Vancouver	.....	2	2
Tranquille	1	1	2	Westview	1	.....	1
Thrums	.....	1	1	White Horse	2	.....	2
Vancouver	267	241	508	White Rock	3	6	9
Vanderhoof	1	2	3	Williams Lake	1	.....	1
Vernon	3	10	13	Ymir	.....	1	1
Victoria	37	43	80	Youbou	.....	1	1
Walhachin	1	.....	1	Mayorthorpe, Alta.	1	.....	1
Carried forward	574	513	1,087	Totals	585	526	1,111

TABLE No. 9.—SHOWING THE OCCUPATIONS OF THOSE ADMITTED FROM APRIL 1ST, 1947, TO MARCH 31ST, 1948.

Occupation.	Male.	Female.	Total.	Occupation.	Male.	Female.	Total.
Accountant	4	2	6	*Brought forward*	310	331	641
Air Force	1	.....	1	Longshoreman	5	.....	5
Baker	3	1	4	Machinist	2	.....	2
Barber	3	.....	3	Mariner	1	.....	1
Barrister	4	.....	4	Merchant	1	1	2
Bar-tender	2	.....	2	Merchant seaman	2	.....	2
Book-keeper	4	1	5	Mechanic	6	.....	6
Bootlegger	.....	1	1	Mill-worker	11	2	13
Boxer	1	.....	1	Miner	4	.....	4
Brakeman	1	.....	1	Minister	1	1	2
Butcher	1	.....	1	Musician	1	3	4
Cannery-worker	.....	1	1	None	84	89	173
Carpenter	20	.....	20	Nun	.....	1	1
Chambermaid	.....	1	1	Nurse	.....	3	3
Civil Servant	.....	1	1	Packer	.....	1	1
Clerk	9	6	15	Painter	8	.....	8
Coal-miner	2	.....	2	Physician	1	.....	1
Confectioner	1	.....	1	Plasterer's helper	1	.....	1
Contractor	2	.....	2	Plumber	6	.....	6
Cook	10	.....	10	Porter	1	.....	1
Copy-holder	.....	1	1	Printer	2	.....	2
Dish-washer	.....	1	1	Rancher	2	.....	2
Domestic	.....	12	12	Restaurant operator	2	.....	2
Druggist	1	.....	1	Retired	74	47	121
Draughtsman	1	.....	1	Sales clerk	2	5	7
Electrician	6	.....	6	Salesman	9	.....	9
Engineer	13	.....	13	School-teacher	4	4	8
Factory-worker	.....	1	1	Seaman	8	.....	8
Farmer	33	3	36	Seamstress	.....	2	2
Fireman	1	.....	1	Secretary	.....	2	2
Fisherman	9	1	10	Shoemaker	3	.....	3
Floor-cleaner	2	.....	2	Smelterman	1	.....	1
Florist	1	.....	1	Soldier	1	.....	1
Flunkey	3	.....	3	Sorter	.....	1	1
Foreman	3	.....	3	Statistician	2	.....	2
Furrier	1	.....	1	Stenographer	.....	17	17
Gardener	4	.....	4	Steam-fitter	1	.....	1
Glass-worker	1	.....	1	Steward	1	.....	1
Hairdresser	1	1	2	Stone-mason	1	.....	1
Home-maker	.....	277	277	Student	9	7	16
Hospital maid	.....	2	2	Tailor	2	.....	2
Hospital orderly	1	.....	1	Tea-cup reader	1	.....	1
Hotel-keeper	1	.....	1	Teamster	1	.....	1
Housekeeper	.....	16	16	Telegraph operator	1	.....	1
Insurance agent	1	.....	1	Telephone operator	.....	2	2
Iron-moulder	1	.....	1	Timekeeper	1	.....	1
Janitor	3	.....	3	Trapper	1	.....	1
Labourer	117	.....	117	Truck-driver	5	.....	5
Laundress	.....	1	1	Usherette	.....	1	1
Laundryman	1	.....	1	Waiter	4	.....	4
Librarian	.....	1	1	Waitress	.....	6	6
Logger	37	.....	37	Welder	1	.....	1
Carried forward	310	331	641	Woodworker	1	.....	1
				Totals	585	526	1,111

TABLE No. 10.—SHOWING THE AGES OF THOSE ADMITTED FROM APRIL 1ST, 1947, TO MARCH 31ST, 1948.

Age.	Male.	Female.	Total.
Under 15 years	41	28	69
„ 20 „	32	25	57
„ 25 „	47	28	75
„ 30 „	47	54	101
„ 35 „	48	58	106
„ 40 „	53	60	113
„ 45 „	38	33	71
„ 50 „	52	34	86
„ 55 „	32	32	64
„ 60 „	31	24	55
„ 65 „	51	38	89
„ 70 „	43	36	79
„ 75 „	19	25	44
„ 80 „	26	15	41
Over 80 „	25	36	61
Totals	585	526	1,111

TABLE No. 11.—SHOWING THE NUMBER OF ATTACKS IN THOSE ADMITTED FROM APRIL 1ST, 1947, TO MARCH 31ST, 1948.

Number of Attacks.	Male.	Female.	Total.
First	301	306	607
Second	86	87	173
Third	25	32	57
Fourth	11	18	29
Fifth	6	5	11
Sixth	5	3	8
Seventh	.....	1	1
Eighth	1	.....	1
Twelfth	2	.....	2
Several	31	32	63
Without psychosis	26	8	34
Unknown	91	34	125
Totals	585	526	1,111

TABLE No. 12.—SHOWING THE ALLEGED DURATION OF ATTACK PRIOR TO ADMISSION FROM APRIL 1ST, 1947, TO MARCH 31ST, 1948.

Duration of Attack.	Male.	Female.	Total.
Under 1 week	68	37	105
„ 3 months	142	144	286
„ 6 „	42	34	76
„ 12 „	25	54	79
„ 2 years	21	23	44
„ 5 „	26	42	68
„ 10 „	44	44	88
„ 15 „	2	11	13
Over 15 „	1	10	11
Not insane	1	2	3
Without psychosis	25	6	31
Unknown	134	78	212
Life	54	41	95
Totals	585	526	1,111

TABLE NO. 13.—SHOWING STATISTICS OF HEREDITY IN THOSE ADMITTED FROM APRIL 1ST, 1947, TO MARCH 31ST, 1948.

Heredity.	Male.	Female.	Total.
Paternal branch	.....	.....	.....
Maternal branch	2	.....	2
Heredity	11	8	19
Heredity, inferred	1	.....	1
Heredity, unknown	570	516	1,086
Not insane	1	2	3
Totals	585	526	1,111

TABLE NO. 14.—SHOWING THE ALLEGED CAUSE OF ATTACK IN THOSE ADMITTED FROM APRIL 1ST, 1947, TO MARCH 31ST, 1948.

Alleged Cause.	Male.	Female.	Total.
Alcohol	36	4	40
Arteriosclerosis	32	26	58
Brain abscess	1	1	2
Bronchopneumonia	1	.....	1
Cardiovascular	.....	1	1
Cerebral hæmorrhage	1	.....	1
Cerebral trauma	5	2	7
Congenital	20	11	31
Constitutional	345	358	703
Disseminated sclerosis	.....	1	1
Drugs	.....	2	2
Epilepsy	11	9	20
Frontal lobe atrophy	.....	1	1
Heredity	11	8	19
Heredity, inferred	1	.....	1
Heredity, paternal	.....	.....	.....
Heredity, maternal	2	.....	2
Huntingdon's chorea	1	2	3
Injury, birth	3	.....	3
Pre-senile dementia	1	2	3
Muscular dystrophy	1	.....	1
Lues (syphilis)	21	5	26
Myxœdema	1	1	2
Not insane	1	2	3
Parkinsonism	4	3	7
Pertussis	1	.....	1
Post-encephalitic Parkinsonism	.....	2	2
Poliomyelitis	1	.....	1
Pyelonephritis	1	.....	1
Senility	76	84	160
Spastic paraplegia	2	.....	2
Trauma	1	1	2
Tuberculosis	2	.....	2
Unknown	2	.....	2
Totals	585	526	1,111

TABLE NO. 15.—SHOWING THE STATE OF BODILY HEALTH IN THOSE ADMITTED FROM APRIL 1ST, 1947, TO MARCH 31ST, 1948.

Bodily Condition.	Male.	Female.	Total.
In good health	291	222	513
In average health	249	223	472
In reduced health	45	81	126
Totals	585	526	1,111

TABLE NO. 16.—SHOWING THE FORM OF MENTAL DISORDER IN THOSE ADMITTED FROM APRIL 1ST, 1947, TO MARCH 31ST, 1948.

Form of Disorder.	Male.	Female.	Total.
Arteriosclerotic dementia	32	26	58
Epilepsy with feeble-mindedness	1	6	7
Epilepsy with psychosis	9	7	16
General paresis	21	3	24
Imbecility and idiocy	47	31	78
Involutional melancholia	11	14	25
Korsakoff's psychosis	1	.....	1
Manic depressive	38	41	79
Mental deficiency with psychosis	10	18	28
Moron	11	10	21
Paranoia	2	1	3
Paranoidal state	.....	2	2
Psychoneurosis	16	23	39
Pre-senile psychosis	4	8	12
Psychopathic inferior with psychosis	13	7	20
Psychosis with tabo paresis	.....	1	1
Psychosis with somatic disease	12	10	22
Psychosis due to new growth	1	1	2
Schizophrenia	219	217	436
Senile dementia	77	84	161
Toxic psychosis (alcohol)	30	3	33
Toxic psychosis (drugs)	.....	2	2
Toxic psychosis (undetermined)	1	.....	1
Traumatic psychosis	2	1	3
Without psychosis—			
Alcoholism	3	.....	3
Epilepsy without psychosis	3	1	4
Not insane	1	2	3
Primary behaviour disorder	.....	4	4
Psychopathic personality without psychosis	20	3	23
Totals	585	526	1,111

TABLE NO. 17.—SHOWING THE NUMBER ALLOWED OUT ON PROBATION AND RESULTS FROM APRIL 1ST, 1947, TO MARCH 31ST, 1948.

Results.	Male.	Female.	Total.
Discharged recovered	74	50	124
Discharged improved	154	137	291
Discharged unimproved	131	138	269
Without psychosis	17	6	23
Returned to hospital	33	46	79
Still out at end of year	110	119	229
Totals	519	496	1,015

TABLE No. 18.—SHOWING THE ALLEGED DURATION OF INSANITY PRIOR TO ADMISSION IN THOSE DISCHARGED FROM APRIL 1ST, 1947, TO MARCH 31ST, 1948.

Alleged Duration.	Male.	Female.	Total.
Less than 1 week	36	25	61
,, ,, 1 month	59	54	113
,, ,, 2 months	32	30	62
,, ,, 3 ,,	14	8	22
,, ,, 6 ,,	20	23	43
,, ,, 12 ,,	22	28	50
,, ,, 2 years	17	16	33
,, ,, 3 ,,	16	8	24
3 years and over	44	59	103
Without psychosis	17	6	23
Unknown	99	74	173
Totals	376	331	707

TABLE No. 19.—SHOWING THE LENGTH OF RESIDENCE OF THOSE DISCHARGED FROM APRIL 1ST, 1947, TO MARCH 31ST, 1948.

Length of Residence.	Discharged Recovered.		Discharged Improved.		Discharged Unimproved.		Without Psychosis.	
	Male.	Female.	Male.	Female.	Male.	Female.	Male.	Female.
Under 1 month	16	....	9	9	55	54	8	2
,, 2 months	15	6	17	16	2	7	5	1
,, 3 ,,	7	14	21	18	2	6	1	....
,, 6 ,,	17	18	30	29	3	2	2	2
,, 12 ,,	13	8	35	26	7	3	1	....
,, 2 years	1	3	20	16	7	13	....	....
,, 3 ,,	3	1	10	11	7	5	....	....
,, 4 ,,	2	....	6	5	3	3	....	....
,, 5 ,,	....	....	....	1	5	5	....	1
5 years and over	....	....	6	6	40	40	....	....
Totals	74	50	154	137	131	138	17	6

TABLE NO. 20.—RECORD OF DEATHS FROM APRIL 1ST, 1947, TO MARCH 31ST, 1948, ESSONDALE, NEW WESTMINSTER, AND SAANICH.

Sex.	Age.	Time in Hospital.			Certified Cause.
		Years.	Months.	Days.	
M.	54	....	....	2	Bronchopneumonia.
M.	79	3	4	21	Carcinoma of the pancreas.
M.	79	....	4	27	Chronic myocarditis.
F.	45	2	6	29	Tuberculous pneumonia.
M.	76	....	7	19	Coronary sclerosis with occlusion.
M.	50	....	11	29	General paresis.
F.	83	....	10	29	Senile dementia.
F.	69	9	1	4	Cerebral hæmorrhage.
M.	79	3	4	....	Bronchopneumonia.
M.	72	21	10	....	Bronchopneumonia.
F.	49	6	8	5	Shock and hæmorrhage; fibrosis uteri.
F.	51	....	4	20	Bronchopneumonia; cerebral apoplexy.
M.	60	2	1	19	Asphyxia due to strangulation.
M.	56	3	4	27	General paresis.
M.	65	....	8	28	Terminal bronchopneumonia.
M.	82	....	8	15	Bronchial pneumonia.
M.	57	28	8	20	Pulmonary tuberculosis.
M.	71	1	1	6	Bronchopneumonia.
M.	67	....	10	7	Chronic myocarditis.
M.	65	10	1	11	Cardiac decompensation; chronic myocarditis.
M.	63	3	9	23	Pulmonary tuberculosis.
F.	52	4	5	28	Coronary thrombosis.
F.	69	4	10	....	Chronic myocarditis.
M.	49	19	2	3	Pulmonary tuberculosis.
F.	23	1	1	4	Pulmonary tuberculosis.
F.	77	26	....	5	Pulmonary tuberculosis.
M.	59	16	1	22	Bronchial pneumonia.
F.	70	8	8	17	Coronary thrombosis.
F.	54	6	1	22	Intestinal obstruction due to volvulus.
F.	73	22	2	5	Cerebral hæmorrhage.
F.	61	2	3	28	Coronary occlusion; lobar pneumonia, right.
F.	69	....	5	26	Lovar pneumonia.
F.	79	....	2	....	Bronchopneumonia; cardiac decompensation.
M.	67	2	2	....	Senility with dementia.
F.	67	....	....	11	Uremia.
F.	81	1	1	12	Exhaustion of senile dementia; hypertensive cardiovascular disease.
M.	59	....	2	13	Coronary occlusion; myocardial infarction.
M.	65	4	7	....	Bronchopneumonia.
M.	72	14	....	15	Carcinoma of stomach.
F.	63	....	....	16	Cerebral hæmorrhage; hypertensive and arteriosclerotic cardiovascular disease.
M.	59	1	....	16	General paresis.
M.	69	12	11	11	Cerebral hæmorrhage.
F.	43	1	11	15	Uræmia; malignant nephrosclerosis.
F.	58	10	5	13	Acute intestinal obstruction due to volvulus.
M.	60	12	3	26	Carcinoma of the rectum.
M.	88	....	2	18	Sarcoma of the colon.
M.	57	2	3	11	General paresis.
F.	81	6	10	20	Bronchopneumonia.
F.	46	....	9	4	Sarcoma of the duodenum; multiple neurofibramatosis; bronchopneumonia.
F.	67	13	1	30	Bilateral pulmonary tuberculosis.
M.	64	....	....	9	Cerebral thrombosis.
F.	77	1	....	15	Cerebral œdema due to concussion due to accidental blow on head.
F.	38	11	1	23	Diabetes mellitus.
M.	61	6	3	17	Tuberculous enteritis (acute) with hæmorrhage; bilateral pulmonary tuberculosis; general paresis.
M.	68	7	11	18	Coronary thrombosis.
F.	59	35	11	23	Intestinal obstruction due to Hirschsprung's disease.
F.	69	....	....	17	Lobar pneumonia.
M.	67	....	3	15	Cerebral hæmorrhage.
F.	19	....	11	25	Acute pulmonary œdema due to myocarditis (toxic).
M.	58	16	6	....	Incarcerated left inguinal hernia.

TABLE NO. 20.—RECORD OF DEATHS FROM APRIL 1ST, 1947, TO MARCH 31ST, 1948, ESSONDALE, NEW WESTMINSTER, AND SAANICH—*Continued.*

Sex.	Age.	Time in Hospital.			Certified Cause.
		Years.	Months.	Days.	
F.	69	....	....	25	Chronic myocarditis; generalized arteriosclerosis.
F.	69	....	1	18	Uremia due to pyonephrosis.
M.	68	....	3	....	Cerebral hæmorrhage.
M.	49	2	3	15	Bronchopneumonia.
M.	26	6	10	7	Epilepsy (status epilepticus and pulmonary tuberculosis).
M.	35	3	....	10	Pulmonary tuberculosis.
M.	76	....	2	3	Coronary sclerosis.
M.	64	....	11	20	Carcinoma, head of the pancreas.
M.	66	....	....	15	Coronary thrombosis; bronchopneumonia.
M.	31	7	10	16	Cerebral œdema due to epilepsy.
M.	70	....	1	24	Acute bronchitis.
M.	51	....	3	10	Skull fracture with cerebral hæmorrhage.
M.	34	7	....	20	Pulmonary tuberculosis.
F.	68	....	....	10	Pulmonary œdema; coronary sclerosis.
M.	62	....	1	21	Cerebral hæmorrhage.
M.	32	3	10	5	Bilateral pulmonary tuberculosis.
F.	23	1	7	3	Mesenteric thrombosis.
M.	64	3	6	11	Pulmonary tuberculosis.
M.	67	2	3	17	Bronchopneumonia.
M.	70	2	6	8	Chronic myocarditis.
M.	44	7	2	11	Pulmonary tuberculosis.
M.	74	....	2	12	Exhaustion of senility.
M.	69	....	7	5	Senility with dementia.
M.	76	3	6	5	Bronchial pneumonia.
M.	52	1	3	21	Cerebral spinal syphilis.
M.	65	....	....	5	Cerebral arteriosclerosis.
M.	76	....	6	21	Senility with dementia.
M.	61	....	....	3	Uremia due to chronic nephritis.
M.	51	....	....	7	Chronic myocarditis.
F.	65	....	....	7	Cerebral hæmorrhage due to hypertension.
M.	78	1	11	2	Cerebral hæmorrhage.
F.	45	5	5	28	Exhaustion due to general paresis; chronic pyelonephritis.
M.	66	....	2	24	Senility with dementia.
M.	48	11	2	8	Acute pulmonary œdema.
M.	77	1	2	26	Pleurisy with effusion; bronchopneumonia.
F.	64	....	9	5	Cerebral hæmorrhage; hypertensive cardiovascular disease.
M.	41	5	9	23	Terminal bronchial pneumonia.
M.	77	....	2	27	Bronchopneumonia.
F.	79	....	....	6	Cerebral arteriosclerosis with hypertension.
M.	24	....	....	3	Exhaustion of schizophrenia associated with bronchopneumonia.
M.	59	2	2	28	Chronic myocarditis.
F.	55	....	1	3	Chronic myocarditis due to fatty degeneration of the heart.
M.	67	....	7	24	Coronary thrombosis; arteriosclerosis; death precipitated by intravenous anæsthesia; far advanced pulmonary tuberculosis; senile dementia.
M.	60	6	....	19	Coronary sclerosis and myocarditis.
F.	55	1	3	20	Chronic pyelonephritis; cirrhosis of liver.
F.	45	....	2	18	Pulmonary embolism; acute cholesystitis and acute pyelonephritis.
F.	60	10	6	12	Acute pneumonic phthisis.
F.	69	....	3	11	Lobar pneumonia.
M.	75	....	....	3	Acute pulmonary tuberculosis.
M.	84	11	....	16	Terminal bronchopneumonia (hæmorrhage from œsophagal varices).
F.	57	....	....	15	Bronchopneumonia.
M.	54	....	8	28	Cerebellæ degeneration; bronchial pneumonia.
M.	55	3	1	13	General paresis.
F.	70	....	....	26	Uremia; chronic glomerult nephritis.
F.	74	3	....	13	Bronchopneumonia; lung abscess; bronchiectasis.
M.	69	3	1	26	Carcinoma of rectum; generalized metastasis of carcinoma, liver and abdominal viscera.
F.	38	....	9	12	Bronchopneumonia.
M.	63	....	6	17	Right lobar pneumonia.
M.	81	18	2	18	General paresis; bronchial pneumonia.
F.	65	8	5	13	Coronary thrombosis.

TABLE NO. 20.—RECORD OF DEATHS FROM APRIL 1ST, 1947, TO MARCH 31ST, 1948, ESSONDALE, NEW WESTMINSTER, AND SAANICH—*Continued.*

Sex.	Age.	Time in Hospital.			Certified Cause.
		Years.	Months.	Days.	
M.	28	....	3	4	Extensive gunshot wound of head, involving destruction of most of the brain tissue and extensive hæmorrhage.
M.	68	....	4	19	Pulmonary œdema due to chronic myocarditis.
M.	52	4	5	11	General paresis.
F.	66	2	8	29	Bronchopneumonia.
M.	64	....	5	16	Bilateral bronchial pneumonia.
F.	47	7	11	9	*Acute pyonephritis.*
M.	68	14	5	9	Bilateral pulmonary tuberculosis.
M.	57	....	1	30	Terminal bronchial pneumonia.
F.	55	1	1	20	Cerebral hæmorrhage; coronary thrombosis.
F.	18	....	7	22	Purpura, thrombocytopenic due to bronchopneumonia.
M.	53	8	9	7	Bronchial pneumonia; duodenal ulcer.
F.	57	....	....	6	Pulmonary embolism; pyonephrosis.
F.	67	....	4	3	Bronchopneumonia.
M.	48	....	2	19	General paresis; bronchial pneumonia.
M.	59	18	3	10	Lobar pneumonia.
M.	36	4	11	9	Pneumonia; lung abscess with empyema.
M.	56	6	3	24	Perforated duodenal ulcer; general paresis.
M.	50	....	....	1	Pulmonary infarct of both lungs due to pulmonary embolism; pyelonephritis of both kidneys with nephrolithiasis.
M.	68	....	....	3	Coronary sclerosis; coronary thrombosis.
F.	55	3	3	28	Extradural hæmorrhage due to fall during epileptic seizure.
M.	3	....	2	23	Spastic cerebral paralysis; pyelonephritis.
M.	48	12	....	29	Abscessed abnominal wall due to ruptured bladder; chronic bilateral pyelonephritis due to paraplegia.
F.	60	....	17	15	Myocardial infarction due to coronary sclerosis.
M.	67	....	....	11	Bronchopneumonia.
M.	67	....	2	13	Coronary occlusion; myocardial infarction.
F.	71	22	8	31	Bronchopneumonia; carcinoma of the stomach.
F.	61	....	....	10	Uremia; chronic nephritis; hypertension with cerebral hæmorrhage; generalized arteriosclerosis.
M.	71	1	4	10	Senility with dementia.
M.	83	....	....	6	Chronic myocarditis.
M.	69	6	....	17	Pulmonary tuberculosis; carcinoma of the cæcum.
F.	71	38	4	11	Cerebral hæmorrhage.
M.	59	2	3	30	Multiple abscess due to chronic osteomyelitis; chronic myocarditis; chronic interstitial nephritis.
F.	50	7	6	29	Bronchopneumonia due to Huntington's chorea.
M.	74	....	1	29	Senility with dementia.
F.	70	....	2	27	Pneumonia; carcinoma of rectum with abdominal metastasis.
F.	91	....	....	3	Chronic myocarditis.
F.	59	....	11	11	Bronchopneumonia.
M.	37	12	3	23	Bilateral pyelonephritis; status epilepticus.
M.	76	11	7	4	Cerebral hæmorrhage.
F.	61	9	11	6	Cerebral hæmorrhage; hypertensive cardiovascular disease.
F.	63	9	7	5	Coronary thrombosis.
M.	55	2	4	23	Generalized peritonitis due to perforated duodenal ulcer.
M.	83	....	2	4	Chronic myocarditis.
M.	70	32	10	16	Chronic myocarditis with decompensation.
M.	62	32	11	9	Pulmonary tuberculosis; tubercular pneumonia.
M.	69	....	1	23	Lobar pneumonia.
F.	5	....	5	9	Bronchopneumonia.
M.	64	1	4	10	General paresis.
F.	45	....	....	11	Diphtheritic myocarditis; diphtheria.
F.	65	12	....	29	*Uremia due to pyonephrosis*; nephrolithiasis.
F.	16	....	9	28	Active and advanced bilateral pulmonary tuberculosis.
M.	24	3	2	17	Pulmonary tuberculosis.
M.	65	....	....	8	Bilateral pyelonephritis due to prostatic hypertrophy.
M.	62	....	1	11	Bronchial pneumonia.
M.	72	37	4	4	Pulmonary tuberculosis.
M.	83	34	7	11	Chronic myocarditis; bronchopneumonia.
M.	76	2	3	4	Cerebral thrombosis due to arteriosclerosis.
M.	69	....	....	9	Bronchopneumonia.

TABLE NO. 20.—RECORD OF DEATHS FROM APRIL 1ST, 1947, TO MARCH 31ST, 1948, ESSONDALE, NEW WESTMINSTER, AND SAANICH—*Continued.*

Sex.	Age.	Time in Hospital.			Certified Cause.
		Years.	Months.	Days.	
F.	68	....	....	3	Cerebral hæmorrhage.
F.	46	....	1	26	Chronic nephritis with cachexia ; active pulmonary tuberculosis.
F.	69	1	5	10	Bronchopneumonia.
M.	66	15	11	24	Bilateral bronchial pneumonia.
M.	30	11	9	22	Pulmonary tuberculosis ; bronchopneumonia.
M.	27	....	....	6	Bronchopneumonia associated with cerebral congestion and œdema due to hanging (suicide).
M.	61	....	9	22	Bronchopneumonia.
M.	32	....	....	13	Bilateral pylonephritis.
F.	62	....	5	20	Cerebral hæmorrhage ; hypertensive cardiovascular disease.
M.	79	3	11	2	Bronchopneumonia.
F.	88	28	2	24	Chronic myocarditis due to arteriosclerosis.
M.	62	....	....	11	Pulmonary embolism.
M.	78	3	3	17	Bronchopneumonia due to cerebral hæmorrhage.
M.	72	12	10	14	Chronic myocarditis ; bronchopneumonia.
F.	46	....	....	20	Bronchopneumonia ; disseminated sclerosis.
M.	31	....	6	15	Intracerebral hæmorrhage due to pre-frontal lobotomy (post-operative portal cirrhosis with splenomegaly).
M.	56	2	....	11	Bronchial pneumonia.
F.	67	2	10	30	Coronary thrombosis.
M.	68	....	3	28	Bronchopneumonia ; cerebral hæmorrhage.
M.	78	10	11	4	Lobar pneumonia.
M.	40	4	....	15	Bronchopneumonia ; chronic pyelonephritis due to disseminated sclerosis.
M.	82	11	2	25	Bronchopneumonia ; chronic myocarditis with cardiac decompensation.
M.	66	....	9	29	Bronchopneumonia.
F.	80	....	....	8	Bronchopneumonia ; chronic glomeralonephritis ; generalized arteriosclerosis.
M.	44	6	2	1	Senility with dementia.
M.	70	3	6	16	Cardiac decompensation due to chronic myocarditis.
M.	58	15	7	....	Bilateral pulmonary tuberculosis.
M.	68	15	....	10	Lobar pneumonia.
M.	71	3	3	14	Chronic myocarditis ; coronary sclerosis.
F.	43	....	1	23	Myocardial infarction ; coronary sclerosis.
F.	41	1	3	7	Bilateral pulmonary tuberculosis.
M.	73	37	11	2	Coronary occlusion ; bronchopneumonia.
F.	26	2	7	17	Bronchial pneumonia.
F.	42	....	....	13	Bronchial pneumonia.
M.	30	3	10	30	Pulmonary tuberculosis.
M.	60	....	....	2	Toxic myocarditis due to bronchopneumonia and perforated appendiceal abscess (walled off).
M.	74	26	2	6	Bilateral lobar pneumonia.
M.	55	6	6	18	Bilateral pulmonary tuberculosis ; chronic myocarditis.
M.	83	....	....	7	Chronic myocarditis.
M.	65	17	2	20	Chronic myocarditis due to coronary sclerosis.
M.	66	2	9	2	Chronic myocarditis due to coronary sclerosis.
M.	18	....	11	19	Pleurisy with effusion ; leukæmia.
M.	59	....	....	2	Bilateral bronchopneumonia.
M.	68	....	6	8	Bronchopneumonia ; chronic myocarditis due to coronary sclerosis.
M.	83	41	10	14	Ruptured aortic aneurism ; arteriosclerosis.
F.	68	18	4	21	Chronic myocarditis ; coronary sclerosis ; cerebral arteriosclerosis.
F.	8	....	6	1	Bronchopneumonia.
M.	27	6	3	1	Myocardial insufficiency due to degenerative myocarditis.
F.	3	1	4	28	Exhaustion of idiocy.
M.	58	8	9	28	Bronchopneumonia.
F.	36	12	6	10	Polycystic kidneys.
M.	2	2	....	....	Septicæmia.
M.	10 mos.	....	4	12	Bronchopneumonia.
F.	5	....	6	10	Bronchopneumonia.
F.	7	1	7	27	Acute bronchitis.
M.	2	....	9	12	Acute bronchitis.
M.	7	4	5	5	Hydrocephalus.
F.	62	30	1	19	Bronchopneumonia.
M.	19	5	3	20	Status epilepticus.

PART II.—FINANCIAL.

BUSINESS MANAGER'S REPORT.

A. L. Crease Esq., M.D., C.M.,
Director of Mental Hygiene and Psychiatry,
Provincial Mental Hospital, Essondale, B.C.

SIR,—I beg to submit herewith for your consideration the financial report of the Provincial Mental Hospitals of British Columbia for the year ended March 31st, 1948, which include various tables and reports.

The daily average population of the three hospitals for the year under review was 4,194, as against 4,130 in 1946–47, an increase of 64 for the year.

The gross operating costs (*see* Table C), including the cost-of-living bonus paid to employees, amounted to $3,583,480.50, as against $2,847,403.64 in the previous year. This is an increase of nearly 26 per cent. in our gross costs, and was due to increased prices, salary adjustments, and adjustment in hours of work. The gross daily *per capita* cost per patient rose from $1.89 in 1946–47 to $2.33.

Maintenance and sundry receipts amounted to $350,995.41, an increase of $11,597.47 over the previous year.

Child Guidance and outside clinic expenditures increased from $31,293.23 to $50,144.29, while the Public Works Department's expenditure on our buildings' and grounds' maintenance amounted to $239,416.63, as against $185,362.91 in 1946–47. Both of these amounts are included in our statements and form part of our gross operating costs.

Purchases from Colony Farm of milk, cream, vegetables, fruit, meat, etc., for the Essondale and New Westminster hospitals amounted to $256,563.26, and form a part of our dietary costs.

Expenditures on new equipment during the year at Essondale included laundry, $6,000; X-ray Department, $2,500; and Occupational Therapy Department, $3,400; while at New Westminster $1,600 was spent on motion-picture equipment.

Financial tables in the report which heretofore have not included the cost-of-living bonus paid to employees have been adjusted to include this figure as from 1942–43, when such payments were first begun.

Patients' Sundry and Comfort Account funds held in trust amounted to $53,736.12 for the Essondale and New Westminster institutions, and $1,137.74 for Saanich.

On June 1st, 1947, the eight-hour day, forty-four-hour week was put into effect in all departments except the female nursing staff at Essondale. Owing to the shortage of nurses and accommodation for nurses at Essondale, it was not possible to start the forty-four-hour week in this department. However, as soon as new nurses' homes are available and the necessary staff can be recruited, the nurses will also be put on the eight-hour day, forty-four-hour week schedule. The forty-four-hour week added considerably to our salary expenditure and is reflected in our *per capita* cost for the year.

During the year Colony Farm suffered a number of serious fires that have greatly handicapped this department. Details of these fires are included in my report on the Colony Farm. On February 3rd, 1948, a member of the Colony Farm staff was arrested and charged with setting these fires and also the fire on December 10th, 1946, in which the Colony Farm Arena Building was destroyed and a member of the staff lost his life.

All of which is respectfully submitted.

F. A. MATHESON,
Business Manager.



School, Provincial Mental Hospital, New Westminster.



Provincial Mental Hospital, New Westminster.

PSYCHOPATHIC DEPARTMENT.

EXPENSE STATEMENT, MARCH 31ST, 1948.

Salaries	$35,991.54
Office supplies	679.58
Telephone and telegraph	630.45
Travelling expenses	4,767.70
Fuel	306.40
Water	19.15
Light and power	113.47
Incidental expenses	4,486.16
Cost-of-living bonus	3,149.84
Total	$50,144.29

NOTE.—The above expenses absorbed into the New Westminster, Essondale, and Saanich statements on basis of population: Essondale, 78 per cent.; New Westminster, 15 per cent.; and Saanich, 7 per cent.

HEADQUARTERS DEPARTMENT.

EXPENSE STATEMENT, MARCH 31ST, 1948.

Salaries	$36,082.39
Office supplies	2,456.02
Travelling expenses	409.57
Incidental expenses	16.25
Cost-of-living bonus	3,978.13
Total	$42,942.36

NOTE.—The above expenses absorbed into the New Westminster, Essondale, and Saanich statements on basis of population: Essondale, 78 per cent.; New Westminster, 15 per cent.; and Saanich 7 per cent.

FINANCIAL TABLES.

TABLE A.—SHOWING THE AVERAGE NUMBER OF PATIENTS IN RESIDENCE EACH YEAR, THE TOTAL AMOUNTS SPENT FOR MAINTENANCE, AND GROSS PER CAPITA COST.

(For Past Ten Years.)

Year.	Average Number in Residence.	Maintenance Expenditure.	*Per Capita* Cost.
1938–39, New Westminster	596.25	$251,759.54	$422.24
1938–39, Essondale	2,710.32	990,851.72	365.58
1938–39, Saanich	261.62	107,104.86	409.39
1939–40, New Westminster	603.03	263,036.99	436.19
1939–40, Essondale	2,796.69	1,044,253.55	373.38
1939–40, Saanich	271.35	115,171.63	424.43
1940–41, New Westminster	611.17	269,354.39	440.71
1940–41, Essondale	2,884.96	1,114,944.32	386.46
1940–41, Saanich	279.95	114,496.86	408.99
1941–42, New Westminster	607.40	265,107.15	436.46
1941–42, Essondale	2,976.62	1,080,329.80	362.93
1941–42, Saanich	286.40	134,961.02	471.23
1942–43, New Westminster*	605.17	286,077.54	472.72
1942–43, Essondale	3,042.06	1,157,787.55	380.59
1942–43, Saanich	284.06	146,898.22	517.14
1943–44, New Westminster	601.15	306,150.79	509.28
1943–44, Essondale	3,047.75	1,317,789.96	432.38
1943–44, Saanich	279.61	163,226.64	583.77
1944–45, New Westminster	606.25	373,672.82	616.37
1944–45, Essondale	3,072.84	1,558,923.64	507.32
1944–45, Saanich	277.87	207,979.27	748.48
1945–46, New Westminster	610.36	433,041.89	709.49
1945–46, Essondale	3,163.61	1,769,363.15	559.29
1945–46, Saanich	283.67	210,798.32	743.11
1946–47, New Westminster	626.29	497,945.37	795.07
1946–47, Essondale	3,217.03	2,117,563.62	658.24
1946–47, Saanich	286.48	231,894.65	809.46
1947–48, New Westminster	628.00	662,357.80	1,054.70
1947–48, Essondale	3,275.41	2,622,349.15	800.62
1947–48, Saanich	290.31	298,773.55	1,029.15

* Maintenance expenditure includes cost-of-living bonus paid employees. This is also included in all subsequent years' reports.

TABLE B.—SHOWING GROSS COST FOR PAST TEN YEARS, ANALYSED UNDER ITS VARIOUS HEADINGS.

Year.	Salaries.	Office Supplies and Postage.	Travelling Expenses.	Fuel, Water, Light, and Power.	Repairs and Renewals.	Furniture and Fixtures, Bedding, etc.	Provisions.	Clothing, Boots, and Slippers.	Medical and Surgical Supplies.	Examination, Committal, and Transportation.	Incidentals and Unforeseen.	Total Gross.
1938–39, New Westminster	$124,006.36	$1,518.58	$948.15	$24,387.61	$24,740.57	$4,129.62	$53,595.96	$10,390.98	$2,362.72	.....	$5,678.99	$251,759.54
1938–39, Essondale	440,321.50	10,219.23	4,724.27	86,800.42	104,140.53	17,534.50	218,690.74	55,483.04	17,663.45	$8,742.38	26,531.66	990,851.72
1938–39, Saanich	55,360.23	565.15	188.83	8,910.42	4,390.05	1,062.10	25,075.54	6,472.14	353.39	29.20	4,697.81	107,104.86
1939–40, New Westminster	133,925.99	1,928.44	330.28	24,003.73	27,793.63	7,545.19	50,095.26	7,804.25	3,737.77	2.00	5,870.45	263,036.99
1939–40, Essondale	456,871.25	10,087.68	3,393.48	89,501.08	110,942.70	21,385.28	237,710.79	52,416.03	22,342.31	11,596.07	28,006.88	1,044,253.55
1939–40, Saanich	57,754.10	659.02	278.03	8,385.87	9,754.18	2,068.99	25,225.34	6,931.59	443.66	10.00	3,660.85	115,171.63
1940–41, New Westminster	132,386.53	1,608.75	272.68	25,128.91	24,832.82	9,216.51	52,683.19	14,129.24	3,692.96	.....	5,402.80	269,354.39
1940–41, Essondale	460,268.98	9,175.05	3,653.37	92,831.28	104,110.10	28,397.46	261,418.03	65,609.35	21,626.89	9,716.41	58,137.40	1,114,944.32
1940–41, Saanich	56,456.72	524.78	154.74	8,460.16	9,934.43	1,249.80	28,306.83	5,070.33	436.84	201.05	3,701.18	114,496.86
1941–42, New Westminster	135,708.66	1,170.08	301.15	26,700.86	21,577.59	2,194.44	58,760.49	8,402.80	3,361.89	8.00	6,921.28	265,107.15
1941–42, Essondale	476,303.17	8,893.36	4,194.31	96,972.60	87,444.58	18,973.60	253,680.71	51,219.99	34,865.48	11,247.61	36,534.39	1,080,329.80
1941–42, Saanich	61,683.08	723.51	271.91	10,634.01	10,115.62	884.79	34,867.93	8,324.96	1,309.12	7.50	6,138.59	134,961.02

Above headings discontinued in 1942. *See* new table, B 1.

TABLE B 1.—SHOWING GROSS COST FOR YEAR, ANALYSED UNDER ITS VARIOUS HEADINGS.

Year.	Salaries.	Office, Stores, and General.	Medical Care.	Nursing and Ward Services.	Dietary.	Light, Water, Heat, and Power.	Laundry.	Cars and Trucking.	Occupational Therapy.	Miscellaneous Expense.	Buildings, Grounds, and General Maintenance.	Cost-of-living Bonus.	Total Gross.
1942–43, New Westminster	$144,927.75	$1,051.58	$1,284.50	$14,235.83	$57,282.00	$29,537.10	$611.05	$244.30	$25.36	$4,466.30	$19,044.83	$13,366.94	$286,077.54
1942–43, Essondale	488,751.46	8,806.79	40,543.88	76,986.24	287,670.62	96,122.55	1,864.26	2,853.32	1,511.39	25,290.38	80,775.07	46,611.59	1,157,787.55
1942–43, Saanich	66,848.86	907.57	1,565.18	7,623.45	35,659.20	10,010.10	1,004.26	1,153.65	.....	8,879.13	7,336.80	5,910.02	146,898.22
1943–44, New Westminster	152,484.40	1,224.48	3,440.68	11,427.55	62,061.84	26,645.63	393.38	330.12	25.15	4,941.17	19,885.16	23,291.23	306,150.79
1943–44, Essondale	553,675.20	13,947.73	36,165.04	97,956.23	319,684.72	99,141.97	1,696.78	4,313.74	599.06	21,178.84	83,812.72	85,617.93	1,317,789.96
1943–44, Saanich	72,714.71	1,192.39	1,112.03	12,028.31	38,714.10	10,552.81	10.53	1,255.13	44.06	8,699.39	7,105.16	9,798.02	163,226.64
1944–45, New Westminster	*	13,687.27	18,921.99	164,667.51	49,658.65	46,895.53	5,946.13	215.27	5,012.42	11,956.05	23,314.97	34,297.03	374,572.82
1944–45, Essondale	*	53,408.50	109,695.27	656,302.24	314,784.01	130,615.43	12,202.33	9,557.86	21,154.17	49,518.59	80,259.12	121,426.12	1,558,923.64
1944–45, Saanich	*	8,100.32	5,170.23	72,514.51	41,585.24	22,709.00	1,579.98	3,581.63	4,071.49	25,310.65	9,606.29	13,749.93	207,979.27
1945–46, New Westminster	*	15,446.81	20,228.57	180,468.22	62,679.46	52,198.79	5,235.32	199.10	7,017.30	10,272.78	41,966.28	37,329.26	433,041.89
1945–46, Essondale	*	54,469.75	137,132.56	730,416.42	385,869.31	151,226.83	14,949.16	11,534.53	24,395.82	35,779.99	90,816.75	132,772.03	1,769,363.15
1945–46, Saanich	*	9,452.65	6,087.78	82,757.48	34,388.90	22,453.01	2,665.02	3,238.65	5,321.78	20,384.44	9,511.67	14,536.94	210,798.32
1946–47, New Westminster	*	15,000.90	26,149.11	203,152.83	71,960.62	54,338.21	5,498.75	344.59	10,787.43	10,354.46	50,581.99	49,776.48	497,945.37
1946–47, Essondale	*	61,993.27	192,930.21	797,445.45	454,642.88	182,145,74	17,215.56	14,368.56	29,619.98	52,737.68	139,277.36	175,186.93	2,117,563.62
1946–47, Saanich	*	10,086.20	6,274.03	90,202.94	53,338.17	25,169.14	2,162.46	5,120.65	6,882.94	4,832.47	10,391.12	17,434.53	231,894.65
7947–48, New Westminster	*	18,503.04	34,455.80	287,828.02	107,480.66	64,259.89	6,212.63	370.19	15,486.03	16,688.23	55,086.39	55,986.92	662,357.80
1947–48, Essondale	*	71,330.85	237,775.88	1,007,430.81	635,850.92	196,783.37	27,134.69	16,680.24	49,632.53	50,739.05	147,265.19	181,725.62	2,622,349.15
1947–48, Saanich	*	12,253.53	7,643.58	119,515.66	78,881.36	31,518.66	2,939.29	4,552.58	8,146.14	3,303.55	10,420.95	19,598.25	298,773.55

* Salaries have been included in figures under the various headings.

TABLE C.—SUMMARY STATEMENT SHOWING THE GROSS AND NET PER CAPITA COST OF PATIENTS IN THE THREE INSTITUTIONS.

Gross operating costs—		
New Westminster	$662,357.80	
Essondale	2,622,349.15	
Saanich	298,773.55	
Gross cost for the three institutions		$3,583,480.50
Less collections remitted to Treasury		350,995.41
Net cost for the three institutions		$3,232,485.09
Daily average population for the three institutions		4,193.72
Gross *per capita* cost, one year		$854.49
Gross *per capita* cost, one day		$2.33
Net *per capita* cost, one year		$770.79
Net *per capita* cost, one day		$2.11

TABLE D.—EXPENSE STATEMENT OF THE NEW WESTMINSTER HOSPITAL FOR TWELVE MONTHS ENDED MARCH 31ST, 1948.

Salaries, Supplies, and Operating Expenses.	Vouchered Expenditure.	Service and Supplies from other Departments.			Inventory Adjustment.		Less Credits.	Actual Cost of Operations.	Yearly *per Capita* Costs.
		Psychopathic.	Headquarters.	P.W.D.	Plus on Hand, March 31st, 1947.	Less on Hand, March 31st, 1948.			
Office, stores, and general	$11,965.35	$909.78	$5,842.20	.....	.....	.....	$214.29	$18,503.04	$29.46
Medical care	29,640.49	5,398.73	.....	.....	$2,001.64	$2,585.06	.....	34,455.80	54.87
Nursing and ward service	306,109.68	.....	.....	.....	19,312.91	27,546.90	10,047.67	287,828.02	458.32
Dietary	128,536.64	.....	.....	.....	11,114.20	11,699.11	20,471.07	107,480.66	171.15
Light, heat, water, and power	65,174.96	65.85	.....	.....	1,816.61	2,792.48	5.05	64,259.89	102.32
Laundry	6,212.63	.....	.....	.....	.....	.....	.....	6,212.63	9.89
Cars and trucking	370.19	.....	.....	.....	.....	.....	.....	370.19	.59
Occupational therapy	15,516.33	.....	.....	.....	.....	.....	30.30	15,486.03	24.66
Miscellaneous expenses	16,012.49	674.80	2.44	.....	.....	.....	1.50	16,688.23	26.57
Buildings, grounds, and general maintenance	.....	.....	.....	$55,504.39	1,144.00	1,562.00	.....	55,086.39	87.72
Cost-of-living bonus	51,797.13	472.48	596.72	3,120.59	.....	.....	.....	55,986.92	89.15
Totals	$631,335.89	$7,521.64	$6,441.36	$58,624.98	$35,389.36	$46,185.55	$30,769.88	$662,357.80	$1,054.70

Provincial Secretary's Department, vouchered expenditure	$631,335.89
Less credits	30,769.88
Net voucher expenditure as per Public Accounts	$600,566.01

TABLE E.—EXPENSE STATEMENT OF THE ESSONDALE HOSPITAL FOR TWELVE MONTHS ENDED MARCH 31ST, 1948.

Salaries, Supplies, and Operating Expenses.	Vouchered Expenditure.	Service and Supplies from other Departments.			Inventory Adjustment.		Less Credits.	Actual Cost of Operations.	Yearly *per Capita* Costs.
		Psychopathic.	Headquarters.	P.W.D.	Plus on Hand, March 31st, 1947.	Less on Hand, March 31st, 1948.			
Office, stores, and general	$37,402.72	$4,730.88	$30,379.42	.....	.....	.....	$1,182.17	$71,330.85	$21.78
Medical care	221,392.42	28,073.40	.....	.....	$15,334.75	$17,183.65	9,841.04	237,775.88	72.60
Nursing and ward service	1,087,268.45	.....	.....	.....	73,125.39	91,374.27	61,588.76	1,007,430.81	307.57
Dietary	802,746.75	.....	.....	.....	32,180.49	39,890.79	159,185.53	635,850.92	194.13
Light, heat, water, and power	234,029.32	342.44	.....	.....	3,861.46	1,679.59	39,770.26	196,783.37	60.08
Laundry	30,379.25	.....	.....	.....	.....	.....	3,244.56	27,134.69	8.29
Cars and trucking	17,339.86	.....	.....	.....	.....	.....	659.62	16,680.24	5.09
Occupational therapy	49,632.53	.....	.....	.....	.....	.....	.....	49,632.53	15.15
Miscellaneous expenses	48,985.20	3,508.95	12.67	.....	.....	.....	1,767.77	50,739.05	15.49
Buildings, grounds, and general maintenance	.....	.....	.....	$157,673.88	21,652.33	32,061.02	.....	147,265.19	44.96
Cost-of-living bonus	167,661.14	2,456.87	3,102.94	8,504.67	.....	.....	.....	181,725.62	55.48
Totals	$2,696,837.64	$39,112.54	$33,495.03	$166,178.55	$146,154.42	$182,189.32	$277,239.71	$2,622,349.15	$800.62

Provincial Secretary's Department, vouchered expenditure	$2,696,837.64
Less credits	277,239.71
Net vouchered expenditure as per Public Accounts	$2,419,597.93

TABLE F.—EXPENSE STATEMENT OF THE SAANICH HOSPITAL FOR TWELVE MONTHS ENDED MARCH 31ST, 1948.

Salaries, Supplies, and Operating Expenses.	Vouchered Expenditure.	Service and Supplies from other Departments.			Inventory Adjustment.		Less Credits.	Actual Cost of Operations.	Yearly *per Capita* Costs.
		Psychopathic.	Headquarters.	P.W.D.	Plus on Hand, March 31st, 1947.	Less on Hand, March 31st, 1948.			
Office, stores, and general	$9,113.50	$424.57	$2,726.36	.....	.....	.....	$10.90	$12,253.53	$42.21
Medical care	5,124.17	2,519.41	.....	.....	.....	.....	.....	7,643.58	26.33
Nursing and ward service	127,468.43	.....	.....	.....	$14,542.31	$18,061.08	4,434.00	119,515.66	411.68
Dietary	84,920.60	.....	.....	.....	5,343.05	3,375.09	8,007.20	78,881.36	271.71
Light, heat, water, and power	30,098.46	30.73	.....	.....	1,956.00	566.53	.....	31,518.66	108.57
Laundry	3,297.99	.....	.....	.....	237.40	596.10	.....	2,939.29	10.12
Cars and trucking	4,552.58	.....	.....	.....	.....	.....	.....	4,552.58	15.68
Occupational therapy	8,160.09	.....	.....	.....	.....	.....	13.95	8,146.14	28.06
Miscellaneous expenses	3,637.50	314.91	1.14	.....	.....	.....	650.00	3,303.55	11.38
Buildings, grounds, and general maintenance	.....	.....	.....	$14,613.10	504.50	4,696.65	.....	10,420.95	35.90
Cost-of-living bonus	19,099.29	220.49	278.47	.....	.....	.....	.....	19,598.25	67.51
Totals	$295,472.61	$3,510.11	$3,005.97	$14,613.10	$22,583.26	$27,295.45	$13,116.05	$298,773.55	$1,029.15

Provincial Secretary's Department, vouchered expenditure	$295,472.61
Less credits	13,116.05
Net vouchered expenditure as per Public Accounts	$282,356.56

REMARKS.

	New Westminster.	Essondale.	Saanich.
Total patients in residence, March 31st, 1948	633	3,346	290
Daily average population for one year	628	3,275.41	290.31
Gross maintenance *per capita* cost, one year	$1,054.70	$800.62	$1,029.15
Gross maintenance *per capita* cost, one day	$2.882	$2.187	$2.811

REVENUE OF MENTAL HOSPITALS FOR PAST TEN YEARS.

1938–39	$209,216.39	1943–44	$322,522.87
1939–40	245,837.55	1944–45	317,735.15
1940–41	229,045.45	1945–46	350,163.87
1941–42	238,532.90	1946–47	339,561.71
1942–43	261,986.32	1947–48	350,995.41

PART III.—COLONY FARM.

BUSINESS MANAGER'S REPORT ON COLONY FARM.

A. L. Crease, Esq., M.D., C.M.,
Director of Mental Hygiene and Psychiatry,
Provincial Mental Hospital, Essondale, B.C.

SIR,—Herewith please find profit and loss and various other financial statements and reports covering operations of Colony Farm for the year ended March 31st, 1948.

It will be noted that the year's operations resulted in a profit of $59,842.54. The statement, however, does not take into consideration loss from a number of fires which occurred during the year and are referred to later on in this report.

Feed prices were higher and there was a falling-off in milk production owing to fire loss of cattle-barns which resulted in lack of proper stabling during a period of wet, cold weather. Despite this fact, the Dairy and Herds Department showed a profit of $23,449.03. Other departments showing substantial profits were: Hogs, Cannery, Orchard and Truck-garden, and Field Crops. Particulars are given in the profit and loss account and statements attached.

Most of the Farm's produce was received by the Essondale and New Westminster Hospitals, whose accounts totalled $229,768.16 and $26,795.10 respectively. Lesser amounts were received by the Boys' Industrial School, Home for the Aged, Colquitz Mental Home, Tranquille Sanatorium, and the Marpole Infirmary.

A series of regrettable fires of incendiary origin took place on the farm during the year. On July 20th, 1947, two cow-barns, temporary horse-barn, blacksmith and carpenter shops, implement-shed, oil-storage shed, hay-barn, and six silos were destroyed, together with some farm machinery and tools and a considerable quantity of feed.

A further fire on October 19th, 1947, did about $2,000 damage to the upper structure of the calf-barn, while still another fire on December 9th, 1947, resulted in the loss of eight horses from smoke and suffocation, but with only minor damage to the building. These fires, together with the loss of the Arena Building by fire on December 10th, 1946, has seriously handicapped the operation of the Farm, and until new facilities are built, Colony Farm can be operated only under the greatest of difficulties.

All of which is respectfully submitted.

F. A. MATHESON,
Business Manager.

Profit and Loss Account, Year ended March 31st, 1948.

Department.	Debits.	Credits.	Loss.	Gain.
Dairy and Herds	$120,976.81	$144,425.84	.....	$23,449.03
Work-horses, sales and deaths	395.00	320.00	$75.00	.....
Work-horses, Labour Account	10,579.48	10,763.00	.....	183.52
Hogs	59,361.18	80,017.52	.....	20,656.34
Cannery	38,976.08	46,921.64	.....	7,945.56
Orchard and Truck-garden	22,178.14	50,567.82	.....	28,389.68
Tractors	13,816.84	14,316.75	.....	499.91
Trucks	4,014.79	4,556.00	.....	541.21
Farm Maintenance	49,404.53	1,526.03	47,878.50	.....
Field Crops and Pasturage	23,378.78	61,748.74	.....	38,369.96
Cost-of-living bonus	12,239.17	.....	12,239.17	.....
Totals	$355,320.80	$415,163.34	$60,192.67	$120,035.21
				60,192.67
Profit for year	.....	.....	.....	$59,842.54

Note.—Fire loss of July 20th and December 9th, 1947, which has not been charged in the above statement, was as follows:—

Feed for stock	$11,940.00
Work-horses	1,310.00
Total	$13,250.00

DAIRY AND HERDS DEPARTMENT.

Profit and Loss Account, March 31st, 1948.

Receipts.

By sales—		
Live animals	$32,426.10	
Beef supplied to institutions	2,512.72	
Dairy produce	106,187.02	
By credit for manure	3,300.00	
Inventory, March 31st, 1948	92,004.00	
		$236,429.84

Expenses.

Salaries and upkeep	$46,650.98	
Feed	67,102.10	
Horse-labour	678.00	
Trucking	1,004.00	
Tractor-hauling	1,228.50	
Inventory, March 31st, 1947	96,317.23	
		212,980.81
Profit for year		$23,449.03

WORK-HORSE DEPARTMENT.

Sales and Deaths Account, March 31st, 1948.

	Asset Value.	Selling Price.
5 horses sold as discards	$345.00	$200.00
1 horse died	50.00	
Gain on inventory		120.00
	$395.00	$320.00
		395.00
Loss for year		$75.00

Work-horse Labour Account, March 31st, 1948.

Salaries and upkeep	$8,489.22
Feed and pasturage	2,090.26
	$10,579.48
Less credit for manure	100.00
	$10,479.48
Horse-labour charged to crop and other departments	10,663.00
Profit for year	$183.52

Note.—Against cost of $10,479.48, 17,222 hours of horse-labour were performed at a cost of 61 cents per horse-hour, including teamsters' wages.

HOG DEPARTMENT.

Profit and Loss Account, March 31st, 1948.

Receipts.

By sales—		
Live hogs	$4,747.11	
Pork supplied Essondale Hospital	45,382.00	
Pork supplied New Westminster Hospital	4,078.64	
Pork supplied Tranquille Sanatorium	1,672.27	
		$55,880.02
By credit for manure		600.00
Inventory, March 31st, 1948		23,537.50
		$80,017.52

Expenses.

Salaries and upkeep	$6,713.42	
Feed	29,319.56	
Water	200.00	
Light and power	720.00	
Fuel	60.00	
Horse-labour	1,148.00	
Truck	1,468.00	
Tractor	980.00	
	$40,608.98	
Inventory, March 31st, 1947	18,752.20	
		59,361.18
Profit		$20,656.34

CANNERY.

Profit and Loss Account, March 31st, 1948.

Production.

Supplies to Mental Hospital, Essondale	$34,643.39	
Supplies to Mental Hospital, New Westminster	8,201.20	
Supplies to Mental Home, Colquitz	2,659.40	
Supplies to Tranquille Sanatorium	1,325.40	
Supplies to Canadian National Institute for the Blind	92.25	
		$46,921.64

Expenses.

Salaries	$4,348.76	
Repairs	1,554.28	
Fruit and vegetables	20,526.79	
Sugar, spice, etc.	3,593.97	
Cans, crates, and containers	5,889.28	
Fuel	1,000.00	
Water	500.00	
Light and power	720.00	
Trucking	738.00	
Tractor-hauling	105.00	
		38,976.08
Profit		$7,945.56

ORCHARD AND TRUCK-GARDEN.

Profit and Loss Account, March 31st, 1948.

Receipts.

Produce sold to Mental Hospital, Essondale	$28,653.68	
Produce sold to Mental Hospital, New Westminster	1,313.20	
Produce sold to Boys' Industrial School	301.04	
Produce sold to Tranquille Sanatorium	24.00	
Produce supplied to cannery	2,552.30	
	$32,844.22	
Inventory, March 31st, 1948	17,723.60	
		$50,567.82

Expenses.

Salaries, seeds, etc.	$5,019.54	
Fertilizer, spray, etc.	1,237.00	
Tractor-work	3,020.50	
Trucking	82.00	
Fuel	40.00	
	$9,399.04	
Inventory, March 31st, 1947	12,779.10	
		22,178.14
Profit		$28,389.68

FIELD CROPS AND PASTURAGE.

PROFIT AND LOSS ACCOUNT, MARCH 31ST, 1948.

Crop.	Acreage.	Yield (Tons).	Yield per Acre.	Value.	
Potatoes	69.00	713.86	10.34	$42,416.67	
Oats	16.00	13.00	0.81	299.20	
Straw	16.00	16.00	1.00	288.00	
Hay	101.00	390.00	3.86	8,580.00	
Ensilage	93.50	837.00	8.95	3,766.50	
Onions	3.00	16.66	5.55	1,839.04	
Mangels	7.00	176.00	25.14	1,056.00	
Turnips	3.00	26.98	8.99	1,373.33	
Pasturage and green feed	213.00	.....	.....	2,130.00	
					$61,748.74

Costs.

Horse-labour	$4,251.00	
Tractor-work	7,145.00	
Trucking	382.00	
Manure	3,300.00	
Fertilizer and spray	1,921.93	
Seeds and sets	5,164.35	
Supervision	1,202.50	
Sundry expenses	12.00	
		23,378.78
Profit		$38,369.96

TRACTORS.

PROFIT AND LOSS ACCOUNT, MARCH 31ST, 1948.

8,181 hours' work at $1.75		$14,316.75

Expenses.

Salaries and upkeep	$12,643.69	
Gasoline and oil	1,173.15	
		13,816.84
Profit		$499.91

TRUCKS.

PROFIT AND LOSS ACCOUNT, MARCH 31ST, 1948.

2,278 hours' work at $2		$4,556.00
Expenses.		
Salaries and upkeep	$3,429.29	
Gasoline and oil	585.50	
		4,014.79
Profit		$541.21

GENERAL EXPENSES OF MAINTENANCE AND ADMINISTRATION.

PROFIT AND LOSS ACCOUNT, MARCH 31ST, 1948.

Salaries and miscellaneous expenses	$35,935.02	
Horse-labour	341.00	
Trucking	882.00	
Tractor-work	754.25	
Gasoline, oil, etc.	92.46	
Sundry	346.00	
		$38,350.73
Proportion, Headquarters expense	$2,100.00	
General repairs through Public Works Department	8,953.80	
		11,053.80
		$49,404.53
Less sundry credits		1,526.03
		$47,878.50

MISCELLANEOUS STATEMENTS, INVENTORIES, ETC.

Mental Hospital, Essondale—Produce supplied by Colony Farm for Year ended March 31st, 1948.

Dairy produce—		
Milk, 1,452,187 lb.	$63,896.23	
Cream, 923 quarts	784.60	
Table cream, 7,924.7 gallons	15,883.75	
		$80,564.58
Meats—		
Veal, 381 lb.	$76.20	
Beef, 13,305 lb.	2,382.44	
Hearts, livers, tongues, 311½ lb.	54.08	
Fresh pork, 187,059 lb.	44,853.58	
Pork plucks, 3,753 lb.	528.42	
		47,894.72
Fruits and vegetables—		
Fresh	$62,561.47	
Canned	34,643.39	
		97,204.86
Sundries—Horse-labour		4,104.00
		$229,768.16

Mental Hospital, New Westminster—Produce supplied by Colony Farm for Year ended March 31st, 1948.

Dairy produce—		
Milk, 73,680 lb.	$3,241.92	
Cream, 285.5 quarts	242.72	
Table cream, 1,089 gallons	2,178.00	
		$5,662.64
Meats—		
Fresh pork, 16,889 lb.	$4,031.61	
Pork plucks, 325½ lb.	47.03	
		4,078.64
Fruits and vegetables—		
Fresh	$8,852.62	
Canned	8,201.20	
		17,053.82
		$26,795.10

Accounts Receivable, March 31st, 1948.

Sundry amounts due from live stock, etc., sold	$70,764.07

Remittances to Treasury.

Sundry remittances to Treasury during year 1947–48, in payment of live stock and produce	$329,047.18

MISCELLANEOUS STATEMENTS, INVENTORIES, ETC.—*Continued.*

Summary of Equipment Inventories, March 31st, 1948.

Equipment in dairy	$4,485.50
Equipment in cannery	4,412.70
Horse and cattle barns and piggery	3,471.00
Farm implements	18,588.80
Pumping-stations and land-clearing	2,188.00
Butcher-shop	99.00
Carpenter-shop	1,033.00
Blacksmith-shop	586.50
	$34,864.50

Orchard and Truck-gardens.

Apple-trees	$730.00
Pear-trees	1,523.00
Cherry-trees	444.00
Prune-trees	1,950.00
Plum-trees	1,925.00
Strawberry-plants	300.00
Raspberry-canes	2,000.00
Rhubarb-clumps	3,300.00
Garden tools	1,599.00
Vegetables on hand	3,800.00
Apiary	152.60
	$17,723.60

VICTORIA, B.C.:
Printed by Don McDiarmid, Printer to the King's Most Excellent Majesty.
1949.

490-249-7452