PROVINCIAL BOARD OF HEALTH

VITAL STATISTICS

OF THE PROVINCE OF BRITISH COLUMBIA

SEVENTY-FIFTH REPORT

FOR THE YEAR

1946

VICTORIA, B.C.:
Printed by Don McDiarmid, Printer to the King's Most Excellent Majesty.
1948.

VICTORIA, B.C., May 18th, 1948.

To His Honour CHARLES A. BANKS,
Lieutenant-Governor of the Province of British Columbia.

MAY IT PLEASE YOUR HONOUR:

The undersigned has the honour to present the Report on Vital Statistics in the Province of British Columbia for the year 1946.

GEO. S. PEARSON,
Minister of Health and Welfare.

DEPARTMENT OF HEALTH AND WELFARE,
VICTORIA, B.C., May 18th, 1948.

The Honourable G. S. Pearson,
Minister of Health and Welfare, Victoria, B.C.

SIR,—I have the honour to submit the Seventy-fifth Report on Vital Statistics in the Province of British Columbia.

I have the honour to be,
Sir,
Your obedient servant,

G. F. AMYOT,
Deputy Minister of Health and
Provincial Health Officer.

DIVISION OF VITAL STATISTICS,
VICTORIA, B.C., May 18th, 1948.

G. F. Amyot, Esq., M.D., D.P.H.,
Deputy Minister of Health, Victoria, B.C.

SIR,—I have the honour to submit the Seventy-fifth Report on Vital Statistics in the Province of British Columbia for the year ended December 31st, 1946.

I have the honour to be,
Sir,
Your obedient servant,

J. D. B. SCOTT,
Director of Vital Statistics.

TABLE OF CONTENTS.

PAGE.

Introduction 11

PART I.

GENERAL STATISTICAL SUMMARY BY PLACE OF RESIDENCE.

General Summary 14
Table 1.—Estimated Total Population of British Columbia, by Sex and Age-groups, 1921–46 14
Table 2.—Estimated Population of Census Areas, Cities and District Municipalities, British Columbia, 1946 15
Table 3.—Crude Birth, Death, and Marriage Rates for British Columbia, 1911–46 16
Table 4.—Natural Increase 17
Table 5.—Illegitimate Births 18
Table 6.—Births and Deaths in Institutions 19
Mortality—Principal Causative Factors in British Columbia 19
Table 7.—Age and Sex Mortality:
(A) Including Indians 22
(B) Excluding Indians 22
Table 8.—Ten Leading Causes of Death in British Columbia:
(A) Including Indians 26
(B) Excluding Indians 27
Table 9.—Four Chief Causes of Death in the Different Age-groups:
(A) Including Indians 28
(B) Excluding Indians 29
Table 10.—Mortality from Notifiable Diseases 30
Table 11.—Infant Mortality 31
Table 12.—Neo-natal, Infant, and Maternal Mortality Rates 31
Table 13.—Maternal Mortality 33
Table 14.—Mortality from Tuberculosis 33
Table 15.—Mortality from Cancer 34
Table 16.—Special Classification of Accidental Deaths 35
Table 17.—Still-births 36
Table 18.—Marriages by Conjugal Condition of Contracting Parties 36
Table 19.—Marriages by Months, 1937–46 38

LIST OF GRAPHS AND MAP.

Graph A.—Crude Birth, Death, and Marriage Rates for British Columbia, 1911–46 17
Graph B.—Illegitimate Birth Rates in British Columbia, 1937–46 18
Graph C.—The First Ten Causes of Death (including Indians), British Columbia, 1937–46 24
Graph D.—The First Ten Causes of Death (excluding Indians), British Columbia, 1937–46 25
Graph E.—Infant and Maternal Mortality Rates, British Columbia, 1937–46 32
Graph F.—Marriages in British Columbia, 1937–46 37
Graph G.—Marriages by Months in British Columbia, 1942–46 38
Graph H.—Summary of Registrations of Births, Deaths, and Marriages in British Columbia, 1937–46 40
Graph I.—Adoptions in British Columbia, 1937–46 41
Graph J.—Divorces in British Columbia, 1937–46 42
Map 1.—Map of British Columbia, showing Statistical Publication Areas 13

PART II.

ADMINISTRATION AND DIVISIONAL ACTIVITIES.

PAGE.

Summary of Registration 39
Table 1.—Summary of Registration, 1937–46 39
Table 2.—Total Number of Registrations in British Columbia, distributed according to Statistical Areas 43
Summary of Registration among the Oriental Races 43
Summary of Registration among the Indians 43
Doukhobor Registration of Births 44
Table 3.—Doukhobor Births registered during 1946 and the Cumulative Total from 1937 to 1946 by Actual Year of Birth and Sex of Child 44
Table 4.—Doukhobor Births registered during 1946 and the Cumulative Total from 1937 to 1946 by Place of Birth 45
Table 5.—Doukhobor Births registered during 1946 and the Cumulative Total from 1937 to 1946 by Birthplace of Parents 46
Completeness of Registration 46
Delayed Registrations of Births 48
Fraudulent Registration of Births 48
Legitimation of Births 48
Statutory Notations entered 48
School Teachers' Returns under the "Vital Statistics Act" 48
Table 6.—School Teachers' Returns under the "Vital Statistics Act" 49
Change of Name 49
Adoption Orders 49
Decrees of Dissolution and Nullity of Marriage 50
Notice of Filing of a Will 50
Table 7.—Registration of Ministers and Clergymen 50
Table 8.—Registration of Ministers and Clergymen according to Denominations, 1945 and 1946 51
Administration of the "Marriage Act" 52
Preservation of Records 52
District Registrars' Offices, etc. 52
Mechanical Tabulation 53
The Vital Statistics Council for Canada 53
Legislation 54
General Office Routine 54

PART III.

DETAILED TABLES OF BIRTHS, DEATHS, MARRIAGES, ADOPTIONS, AND DIVORCES IN BRITISH COLUMBIA, 1946 (CLASSIFIED BY PLACE OF RESIDENCE).

Table 1.—General Summary of Births, Deaths, and Marriages in British Columbia, by Census Divisions, Cities and Villages of 1,000 Population and over, by Place of Residence, 1946 56
*Table 1A.—General Summary of Births, Deaths, and Marriages in British Columbia by Census Divisions, including Cities and Villages of 1,000 Population and over, by Place of Occurrence, 1946 57

* Detailed information under these headings may be secured on request, if reason is sufficiently urgent.

BIRTHS.

PAGE.

*Table 2.—Births (exclusive of Still-births) by Months, classified as Rural and Urban in each Census Division, British Columbia, 1946 57
Table 3.—Total Live Births and Births in Institutions, British Columbia, 1946 57
Table 4.—Total Live Births and Live Births in Institutions in Cities of 5,000 Population and over, British Columbia, 1946 58
Table 5.—Births (exclusive of Still-births) classified as Legitimate or Illegitimate for the Province and Cities of 5,000 Population and over, British Columbia, 1946 58
Table 6.—Multiple Births classified to show Number of Children born Alive and Still-born by Sex, British Columbia, 1946 59
Table 7.—Births (exclusive of Still-births) classified according to Ages of Parents, British Columbia, 1946 60
Table 8.—Births (exclusive of Still-births) classified according to Racial Origin of Parents, British Columbia, 1946 61
Table 9.—Births (exclusive of Still-births) classified according to Birthplaces of Parents, British Columbia, 1946 62

INFANT MORTALITY.

*Table 10.—Deaths of Children under One Year (exclusive of Still-births) by Months, classified as Rural and Urban in each Census Division, British Columbia, 1946 63
Table 11.—Total Deaths (exclusive of Still-births) and Deaths in Institutions of Children under One Year, British Columbia, 1946 63
Table 12.—Total Deaths (exclusive of Still-births) and Deaths in Institutions of Children under One Year in Cities of 5,000 Population and over, British Columbia, 1946 63
Table 13.—Deaths of Children under One Year (exclusive of Still-births) by Age at Death, British Columbia, 1946 64
Table 14.—Deaths of Children under One Year (exclusive of Still-births) classified according to Racial Origin, British Columbia, 1946 64
Table 15.—Deaths of Children under One Year (exclusive of Still-births) classified according to Birthplaces of Parents, British Columbia, 1946 65
Table 16.—Deaths of Children under One Year (exclusive of Still-births) from certain Specified Causes, by Sex and Calendar Month of Death, British Columbia, 1946 66
Table 17.—Deaths of Children under One Year (exclusive of Still-births) from certain Specified Causes, by Sex and Age at Death, British Columbia, 1946 67

GENERAL MORTALITY.

Table 18.—Total Deaths (exclusive of Still-births) and Deaths in Institutions, British Columbia, 1946 68
Table 19.—Total Deaths (exclusive of Still-births) and Deaths in Institutions, in Cities of 5,000 Population and over, British Columbia, 1946 68
Table 20.—Deaths (exclusive of Still-births) by Single Years of Age and Age-groups, British Columbia, 1946 69
Table 21.—Deaths (exclusive of Still-births) classified according to Racial Origin and Place of Residence, British Columbia, 1946 72

* Detailed information under these headings may be secured on request, if reason is sufficiently urgent.

PAGE.

Table 22.—Deaths (exclusive of Still-births) classified according to Birthplace and Place of Residence, British Columbia, 1946 73
*Table 23.—Deaths (exclusive of Still-births) classified according to Birthplace of Parents of Decedents, British Columbia, 1946 73
Table 24.—Causes of Death by Sex, Age, and Place of Residence, British Columbia, 1946 74
Table 25.—Causes of Death by Sex, Marital Status, Birthplace, and Month of Death, British Columbia, 1946 88
*Table 26.—Causes of Death by Sex and Age, Vancouver, 1946 105
*Table 27.—Causes of Death by Sex, Marital Status, Birthplace, and Month of Death, Vancouver, 1946 105
*Table 28.—Causes of Death by Sex and Age, Victoria, 1946 105
*Table 29.—Causes of Death for each Sex by Marital Status, Birthplace, and Month of Death, Victoria, 1946 105
Table 30.—Causes of Death by Sex in Census Divisions, including Cities and Villages of 1,000 Population and over, British Columbia, 1946 106
Table 31.—Causes of Death by Sex in Cities and Villages of 1,000 Population and over, British Columbia, 1946 128

MARRIAGES.

Table 32.—Marriages by Months, British Columbia, 1946 141
Table 33.—Marriages, Marital Status of Bridegrooms and Brides, British Columbia, 1946 141
Table 34.—Marriages, Ages of Bridegrooms and Brides, British Columbia, 1946 142
Table 35.—Marriages, Denominations of Bridegrooms and Brides, British Columbia, 1946 143
Table 36.—Marriages, Birthplaces of Bridegrooms and Brides, British Columbia, 1946 144

BIRTH AND DEATH TABLES FOR INDIANS.

Table 37.—Births of Indians (exclusive of Still-births) by Months, British Columbia, 1946 145
Table 38.—Births of Indians (exclusive of Still-births) classified as Legitimate or Illegitimate, British Columbia, 1946 145
Table 39.—Births of Indians (exclusive of Still-births) classified according to Ages of Parents, British Columbia, 1946 146
Table 40.—Deaths of Indian Children under One Year (exclusive of Still-births) by Months, British Columbia, 1946 147
Table 41.—Deaths of Indian Children under One Year (exclusive of Still-births) by Age at Death, British Columbia, 1946 147
Table 42.—Deaths of Indian Children under One Year (exclusive of Still-births) from certain Specified Causes by Sex, British Columbia, 1946 148
Table 43.—Total Deaths of Indians (exclusive of Still-births) by Months, British Columbia, 1946 148
Table 44.—Deaths of Indians (exclusive of Still-births) by Single Years of Age and Age-groups, British Columbia, 1946 149
Table 45.—Causes of Death of Indians by Sex and Age, British Columbia, 1946 150
Table 46.—Deaths of Half-breeds in British Columbia from certain Causes of Death, 1946 157

* Detailed information under these headings may be secured on request, if reason is sufficiently urgent.

ADOPTIONS.

PAGE.

Table 47.—Adoption Orders filed in the Court Registry, British Columbia, during each Month of 1946, and the Monthly Totals from May, 1920, to December 31st, 1945, and December 31st, 1946 158

Table 48.—Adoptions by Year of Court Order and Sex of Children, and adopted by Man and Wife, by Man only, and by Woman only, British Columbia, 1946 158

Table 49.—Adoptions by Year of Court Order and by Sex and Legitimacy of Children, British Columbia, 1946 158

Table 50.—Adoptions by Birthplace of Children, British Columbia, 1946, and as at December 31st, 1945, and December 31st, 1946 159

DIVORCES.

Table 51.—Decrees of Dissolution and Nullity of Marriage and Judicial Separation by the Time elapsed between the Marriage and the obtaining of the Decree (in Years only), British Columbia, 1942–46 159

Table 52.—Decrees of Dissolution and Nullity of Marriage and Judicial Separation, showing the Number of Children affected by the Award of Custody and by Sex, British Columbia, 1942–46 159

Table 53.—Decrees of Dissolution and Nullity of Marriage and Judicial Separation by Sex of Petitioner, British Columbia, 1942–46 160

Table 54.—Decrees of Dissolution and Nullity of Marriage and Judicial Separation by Month filed in Court Registry, British Columbia, 1942–46 160

Vital Statistics Report, 1946.

INTRODUCTION.

This is the Seventy-fifth Report on the Vital Statistics of British Columbia, and covers the calendar year January 1st to December 31st, 1946.

For facility of reference the report is divided into three sections. The first section is a summary of vital statistics data, showing not only pertinent facts from the current year's report but also time trends over a period of years. Certain additional tables have been shown for the first time following the recommendation of the report of the Committee on Form and Content of Annual Reports of the Vital Statistics Section of the Canadian Public Health Association. A certain number of tables was also rearranged and re-edited. Where possible, tables are accompanied by graphs to afford the reader a more ready appreciation of the information presented and its relationship by years. Where the purpose of the graph is to show absolute magnitudes, the arithmetic scale is used, but where the interest lies in relative rates and in rates of change, the semi-logarithmetic scale is employed.

The second section deals with administration, associated legislation, and general functions of the Division. Reference has also been made to the completeness of registration and the problems relating thereto. A summary of the most important results of the Vital Statistics Council of Canada is included. It will be seen that the volume of registrations accepted has increased by 17 per cent.; a similar increase also occurred in the correspondence of the Division and in the amount of revenue collected under the Vital Statistics, Marriage, Change of Name, and Wills Acts.

The third section contains detailed tables of births, deaths, marriages, adoptions, and divorces in British Columbia for 1946. Included in this section are separate tables dealing with the Indian population of the Province.

Attention is directed to the procedure which was inaugurated in the 1944 Annual Report, whereby the detailed statistical data tabulated by the Dominion Bureau of Statistics is presented on the basis of residence rather than by place of occurrence. This method of tabulation has proved to be most practical and useful for the majority of requirements.

Certain problems remain outstanding at the end of the year. The first and perhaps most fundamental difficulty of the Division is to effect a complete registration of all births, deaths, and marriages. Doukhobor registration is largely an unsolved problem, followed closely by Indian registration, although the latter has shown very encouraging improvement during the last few months of the year.

Part I of the Manual of Instructions for District Registrars, Marriage Commissioners, and Issuers of Marriage Licences was compiled, printed, and distributed. Very favourable comment has been received from many District Registrars, who report that a large amount of correspondence has been unnecessary since these up-to-date instructions were issued. Part II referring to the "Marriage Act" and Part III to the "Change of Name Act" of the manual still have to be prepared; also, a Central Office manual is urgently needed.

The Division of Vital Statistics is only one of the several divisions of the Health Branch of the Department of Health and Welfare. Following creation of the Department of Health and Welfare during the year, the Division has expanded its statistical services to provide the Department with a greater range of information on matters

pertaining to health. The Division of Vital Statistics is expected to compile various types of data, to standardize forms and record systems generally throughout the other divisions of the Health Branch, and to assist them in the preparation of the statistics and format of their reports.

Additional guidance on statistical matters will have to be given to health units, as their number increases each year. Also, the greater interest in medical economics provides an indication of what may be expected of the responsibilities of the Division in the future.

MAP 1.—MAP OF BRITISH COLUMBIA, SHOWING STATISTICAL PUBLICATION AREAS.

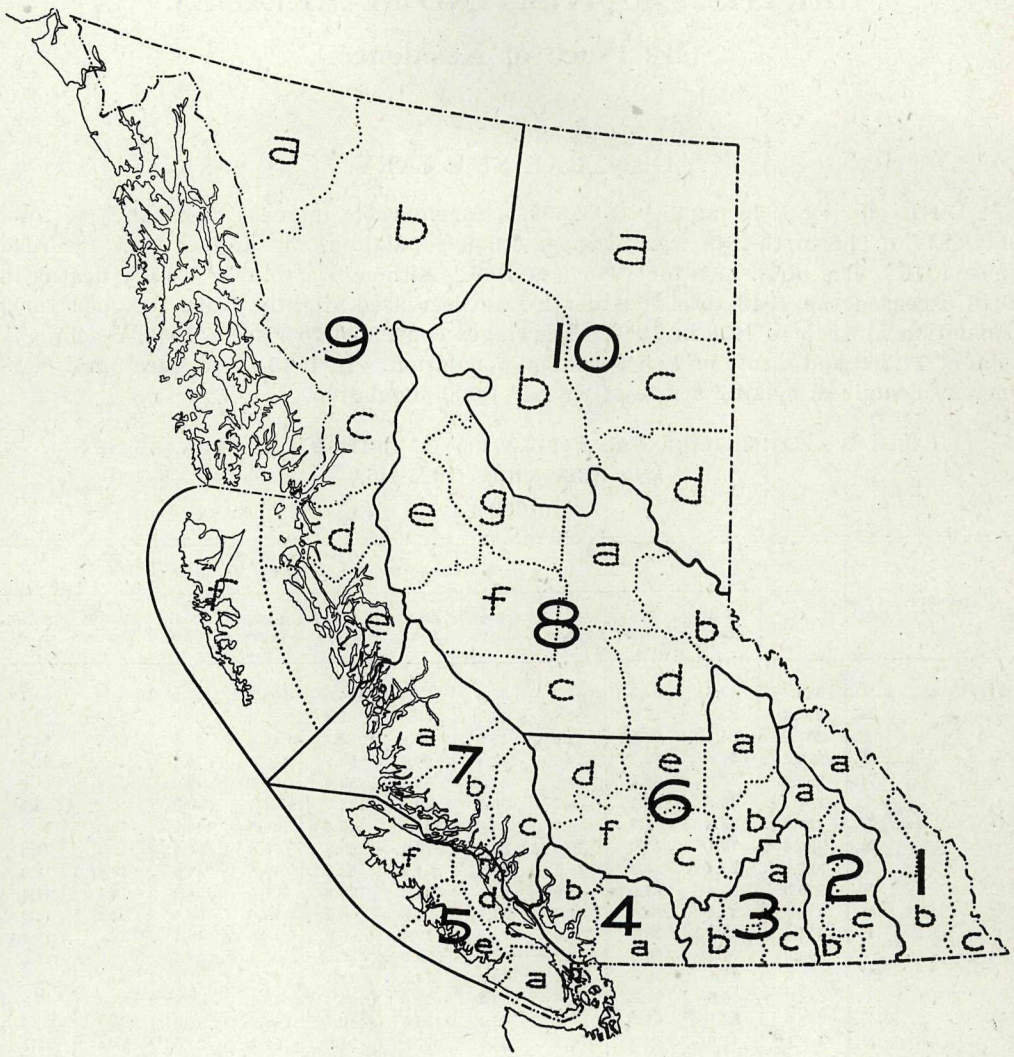

PART I.—GENERAL STATISTICAL SUMMARY OF BIRTHS, DEATHS, AND MARRIAGES.

(By Place of Residence.)

GENERAL SUMMARY.

Births during 1946 numbered 22,609, a considerable increase over the 1945 total of 18,877. The birth-rate was 22.5 per 1,000 population, the highest rate recorded since 1915. The birth-rate for 1945 was 19.9. Although a total of 10,137 deaths in 1946 exceeded the 1945 total, the death-rate decreased slightly from 10.3 per 1,000 population in 1945 to 10.1 in 1946. Marriages continued to rise in 1946, reaching a total of 11,762 and a rate of 11.7 per 1,000 population. In 1945 there were 9,262 marriages solemnized, making a rate of 9.8 per 1,000 population.

TABLE 1.—ESTIMATED TOTAL POPULATION OF BRITISH COLUMBIA, BY SEX AND AGE-GROUPS, 1921–46.

(In 000's.)

Year.		Age-group.										
		Total.	0–4 Years.	5–9 Years.	10–14 Years.	15–19 Years.	20–29 Years.	30–39 Years.	40–49 Years.	50–59 Years.	60–69 Years.	70 and over.
1921	T.	524.6	49.8	54.3	45.3	37.6	76.4	114.5	103.8	100.0	64.8	34.1
	M.	293.4	25.0	27.4	22.8	19.1	39.6	62.4	57.3	59.2	38.8	19.3
	F.	231.2	24.8	26.9	22.5	18.5	36.8	52.1	46.5	40.8	26.0	14.8
1931	T.	694.3	52.0	59.2	59.9	62.4	107.5	98.8	112.5	79.2	41.8	21.0
	M.	385.2	26.2	30.1	30.2	31.9	58.1	54.1	68.1	49.0	25.6	11.9
	F.	309.1	25.8	29.1	29.7	30.5	49.4	44.7	44.4	30.2	16.2	9.1
1941	T.	817.8	59.5	54.8	60.7	66.6	141.3	117.8	100.6	106.0	72.0	38.5
	M.	435.0	30.1	27.9	30.6	33.7	70.1	63.3	53.8	61.5	42.4	21.6
	F.	382.8	29.4	26.9	30.1	32.9	71.2	54.5	46.8	44.5	29.6	16.9
1942	T.	870.0	67.6	58.2	63.0	68.1	154.2	128.6	104.6	108.2	76.5	41.0
	M.	458.5	34.4	29.5	31.7	34.1	74.8	68.2	56.0	62.1	44.8	22.9
	F.	411.5	33.2	28.7	31.3	34.0	79.4	60.4	48.6	46.1	31.7	18.1
1943	T.	900.0	74.7	60.5	63.7	68.1	159.0	135.5	106.9	108.2	79.9	43.5
	M.	471.8	38.1	30.6	32.1	33.9	76.4	71.1	57.4	61.4	46.6	24.2
	F.	428.2	36.6	29.9	31.6	34.2	82.6	64.4	49.5	46.8	33.3	19.3
1944	T.	932.0	82.1	64.3	63.4	69.1	163.5	142.7	109.9	108.0	83.3	45.7
	M.	486.1	41.9	32.5	32.1	34.0	77.9	74.0	59.3	60.6	48.4	25.4
	F.	445.9	40.2	31.8	31.3	35.1	85.6	68.7	50.6	47.4	34.9	20.3
1945	T.	949.0	90.2	65.8	62.1	69.2	162.9	146.7	111.6	106.6	85.7	47.2
	M.	491.5	45.9	33.3	31.9	34.0	76.4	75.0	60.3	59.0	49.7	26.0
	F.	457.5	44.3	32.5	31.2	35.2	86.5	71.7	51.3	47.6	36.0	21.2
1946	T.	1,003.0	91.6	73.6	67.1	71.5	175.0	159.2	118.5	107.6	88.0	50.9
	M.	521.7	46.7	37.3	34.0	35.5	85.1	81.4	64.1	58.8	50.7	28.1
	F.	481.3	44.9	36.3	33.1	36.0	89.9	77.8	54.4	48.8	37.3	22.8

TABLE 2.—ESTIMATED POPULATION OF CENSUS AREAS, CITIES AND DISTRICT MUNICIPALITIES, BRITISH COLUMBIA, 1946.

Area.	Population.
Census Area 1	24,273
Cranbrook	3,000
Fernie	3,000
Kimberley	5,180
Census Area 2	52,055
Kaslo	800
Nelson	6,000
Revelstoke	3,000
Rossland	3,657
Slocan	1,100
Trail	10,000
Tadanac District Municipality	585
Census Area 3	67,703
Armstrong	1,100
Enderby	800
Grand Forks	1,500
Greenwood	1,000
Kelowna	9,500
Vernon	10,000
Coldstream District Municipality	1,000
Glenmore District Municipality	650
Peachland District Municipality	500
Penticton District Municipality	9,000
Spallumcheen District Municipality	2,100
Summerland District Municipality	3,000
Census Area 4	571,008
Chilliwack	4,000
New Westminster	33,000
North Vancouver	12,500
Port Coquitlam	2,000
Port Moody	2,200
Vancouver	339,350
Burnaby District Municipality	39,000
Chilliwhack District Municipality	10,500
Coquitlam District Municipality	10,000
Delta District Municipality	5,000
Fraser Mills District Municipality	449
Kent District Municipality	1,500
Census Area 4—*Continued.*	
Langley District Municipality	10,500
Maple Ridge District Municipality	7,500
Matsqui District Municipality	7,500
Mission District Municipality	4,000
North Vancouver District Municipality	8,000
Pitt Meadows District Municipality	1,150
Richmond District Municipality	18,500
Sumas District Municipality	2,900
Surrey District Municipality	26,500
West Vancouver District Municipality	10,500
Census Area 5	178,233
Alberni	2,300
Courtenay	2,000
Cumberland	1,000
Duncan	3,000
Ladysmith	1,986
Nanaimo	6,700
Port Alberni	6,927
Victoria	55,000
Esquimalt District Municipality	4,500
North Cowichan District Municipality	5,200
Oak Bay District Municipality	11,000
Saanich District Municipality	25,000
Census Area 6	34,102
Kamloops	7,500
Merritt	1,200
Salmon Arm	950
Salmon Arm District Municipality	1,920
Census Area 7	14,243
Census Area 8	29,488
Prince George	4,500
Census Area 9	21,163
Prince Rupert	8,200
Census Area 10	10,732
Total, Province	1,003,000

TABLE 3.—CRUDE BIRTH, DEATH, AND MARRIAGE RATES FOR BRITISH COLUMBIA, 1911–46.

Year.	Population.	Births.		Deaths.		Marriages.	
		No.	Rate.	No.	Rate.	No.	Rate.
1911	393,000	5,841	14.86	3,660	9.31	4,509	11.47
1912	407,000	8,008	19.67	4,313	10.59	5,235	12.86
1913	424,000	9,199	21.69	4,619	11.89	5,012	11.82
1914	442,000	10,418	23.57	3,974	8.99	4,296	9.71
1915	450,000	10,516	23.36	3,832	8.51	3,393	7.54
1916	456,000	9,841	21.58	3,887	8.52	3,169	6.94
1917	464,000	9,450	20.36	3,896	8.39	2,861	6.16
1918	474,000	9,445	19.92	5,394	11.37	2,858	6.02
1919	488,000	9,506	19.47	5,792	11.86	3,740	7.66
1920	507,000	10,492	20.69	4,739	9.34	4,690	9.25
1921	525,000	10,653	20.29	4,208	8.01	3,889	7.40
1922	541,000	10,166	18.79	4,907	9.07	3,763	6.95
1923	555,000	10,001	18.01	4,997	9.00	3,943	7.10
1924	571,000	10,119	17.72	5,004	8.76	4,038	7.07
1925	588,000	10,342	17.58	4,945	8.40	4,223	7.18
1926	606,000	10,063	16.60	5,474	9.03	4,418	7.29
1927	623,000	10,084	16.18	5,750	9.22	4,720	7.57
1928	641,000	10,385	16.20	5,910	9.21	4,942	7.70
1929	659,000	10,378	15.74	6,397	9.70	5,155	7.82
1930	676,000	10,867	16.07	6,400	9.46	4,697	6.94
1931	694,000	10,404	14.99	6,114	8.80	3,879	5.58
1932	707,000	10,214	14.44	6,150	8.69	3,604	5.09
1933	717,000	9,583	13.36	6,221	8.67	4,048	5.64
1934	727,000	9,813	13.49	6,378	8.77	4,771	6.56
1935	736,000	10,013	13.60	6,857	9.31	5,034	6.83
1936	745,000	10,571	14.18	7,222	9.69	5,451	7.31
1937	759,000	11,279	14.86	7,973	10.50	6,191	8.15
1938	775,000	12,476	16.09	7,460	9.62	6,135	7.91
1939	792,000	12,373	15.62	7,517	9.49	7,862	9.92
1940	805,000	13,830	17.18	8,315	10.32	9,624	11.95
1941	818,000	15,038	18.38	8,505	10.39	9,769	11.94
1942	870,000	16,808	19.31	8,869	10.19	10,877	12.50
1943	900,000	18,802	20.89	10,012	11.12	9,385	10.42
1944	932,000	18,999	20.39	9,697	10.40	8,434	9.05
1945	949,000	18,877	19.89	9,756	10.28	9,262	9.76
1946	1,003,000	22,609	22.54	10,137	10.11	11,762	11.73

GRAPH A.—CRUDE BIRTH, DEATH, AND MARRIAGE RATES FOR BRITISH COLUMBIA, 1911–46.

(Rates per 1,000 population.)

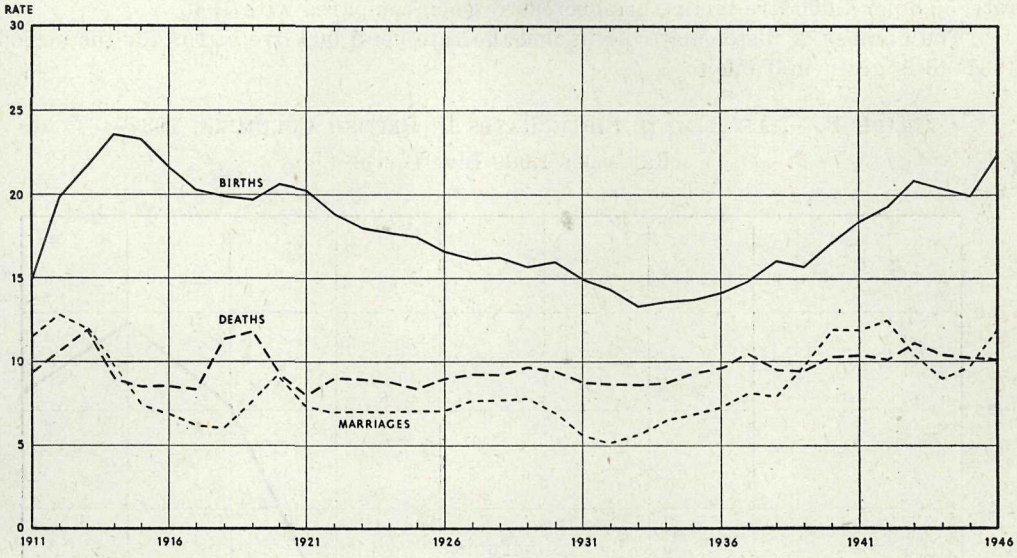

NATURAL INCREASE.

The rate of natural increase, with the exception of 1945, has been rising gradually since 1939. In 1946 this rate was 12.4 per 1,000 population, the highest rate of natural increase since 1916. Table 4 shows the rate of natural increase for the five-year period 1942–46.

TABLE 4.—NATURAL INCREASE, 1942–46, BY YEAR.

Year.	Male.			Female.			Both Sexes.	Population (estimated).	Rate of Natural Increase per 1,000 Population.
	Births.	Deaths.	Excess of Births over Deaths.	Births.	Deaths.	Excess of Births over Deaths.	Excess of Births over Deaths.		
1942	8,681	5,615	3,066	8,127	3,254	4,873	7,939	870,000	9.13
1943	9,583	6,177	3,406	9,219	3,835	5,384	8,790	900,000	9.77
1944	9,725	6,003	3,722	9,274	3,694	5,580	9,302	932,000	9.98
1945	9,727	6,057	3,670	9,150	3,699	5,451	9,121	949,000	9.61
1946	11,489	6,245	5,244	11,120	3,892	7,228	12,472	1,003,000	12.43

ILLEGITIMATE BIRTHS.

The trend of illegitimate births continued upward in 1946, when a total of 1,262 such births were recorded. In spite of the increasing total of illegitimate births, the rate, 55.8 per 1,000 live births, has decreased when compared with 1945.

The number of illegitimate births and the rate per 1,000 live births for the period 1937–46 is given in Table 5.

GRAPH B.—ILLEGITIMATE BIRTH RATES IN BRITISH COLUMBIA, 1937–46.
(Rates per 1,000 Live Births.)

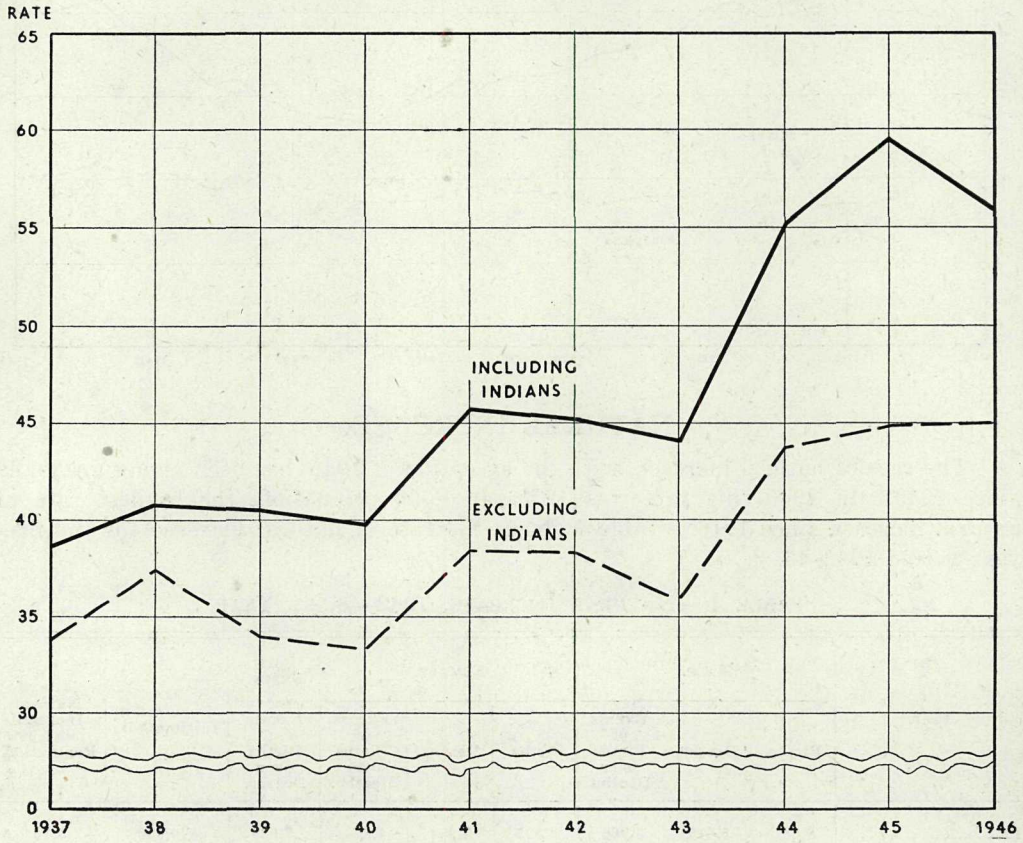

TABLE 5.—ILLEGITIMATE BIRTHS, 1937–46.

Year.	Including Indians.		Excluding Indians.	
	No.	Rate per 1,000 Live Births.	No.	Rate per 1,000 Live Births.
1937	435	38.6	353	33.7
1938	510	40.9	432	37.3
1939	501	40.5	392	34.1
1940	551	39.8	432	33.5
1941	688	45.8	545	38.5
1942	759	45.2	606	38.4
1943	827	44.0	633	35.8
1944	1,048	55.2	777	43.7
1945	1,121	59.4	847	44.9
1946	1,262	55.8	958	45.0

BIRTHS AND DEATHS IN INSTITUTIONS.

Births in institutions have increased steadily during the last ten years. In 1937, 76.8 per cent. of the total births occurred in institutions. This percentage increased slightly each year until, in 1946, 95 per cent. of the births were hospitalized.

From 1937 to 1944, with the exception of 1941, each year showed a slight increase in the percentage of deaths which were hospitalized. During this period the percentage rose from 50.7 to 60.3. The following two years showed slight decreases, concluding in 1946, with 58.3 per cent. of the deaths occurring in institutions.

TABLE 6.—NUMBER AND PERCENTAGE OF TOTAL BIRTHS AND DEATHS IN INSTITUTIONS, 1937–46.

Year.	Births.			Deaths.		
	Total.	In Institutions.	Percentage of Total in Institutions.	Total.	In Institutions.	Percentage of Total in Institutions.
1937	11,279	8,661	76.8	7,973	4,044	50.7
1938	12,476	9,987	80.0	7,460	3,968	53.2
1939	12,373	10,149	82.0	7,517	4,043	53.8
1940	13,830	11,676	84.4	8,315	4,482	53.9
1941	15,038	13,134	87.3	8,505	4,469	52.5
1942	16,808	15,000	89.2	8,869	4,920	55.5
1943	18,802	17,319	92.1	10,012	5,783	57.8
1944	18,999	17,686	93.1	9,697	5,846	60.3
1945	18,877	17,649	93.5	9,756	5,734	58.8
1946	22,609	21,470	95.0	10,137	5,911	58.3

MORTALITY.

PRINCIPAL CAUSATIVE FACTORS IN BRITISH COLUMBIA.

A death-rate of 10.11 per 1,000 population in 1946 continued the slight downward trend apparent since 1943. The three leading causes of death—diseases of the heart and arteries, cancer, and accidents—each showed a decrease in death-rates when compared with the previous year. There were 3,581 deaths due to diseases of the heart and arteries, making a death-rate of 357 per 100,000 population. These figures compare with a total of 3,523 deaths from this cause in 1945 and a death-rate of 371.2. Deaths from cancer in 1946 increased from 1,407 to 1,459, although the rate declined slightly to 145.5 per 100,000 population. In 1945 the rate was 148.3. Accidents, the third leading cause of death, were responsible for 725 fatalities, making a death-rate of 72.3 per 100,000 population in 1946. In 1945 there were 738 such fatalities and a death-rate of 77.8.

An analysis of deaths by age-groups reveals that 74.2 per cent. of the deaths were in the group over 50 years, 17.4 per cent. in the group 1–49 years, and 8.4 per cent. were infants under 1 year. These percentages compare quite closely with those of last year. When Indian deaths are excluded, the group over 50 years includes 77.6 per cent., 1–49 years includes 16.3 per cent., while the infant group consists of 6.1 per cent.

Since the Provincial Department of Health and Welfare has no jurisdiction over the Indians, statistics on these mortality rates have been made up to show the position "including Indians" and "excluding Indians" separately.

The infant mortality rate, which has been increasing each year since 1942, dropped to 37.7 per 1,000 live births in 1946. In 1945 the rate was 42. An even more favourable rate of 29.6 is effected when the Indian deaths are excluded. This compares with

34.4 per 1,000 live births in 1945. The Indian infant mortality rate was 168.3 per 1,000 live births, compared with 151.1 in 1945.

For both the "including Indian" and "excluding Indian" groups, prematurity remained the leading cause of infant deaths, followed by congenital malformations and injury at birth.

In the "excluding Indian" group, prematurity accounted for 33.9 per cent. of the infant deaths, while malformations and injury at birth were responsible for 18.5 and 11.3 per cent. respectively.

The maternal mortality rate dropped to a record low of 1.7 per 1,000 live births in 1946. This figure compares with the 1945 rate of 2.6. When Indians are excluded, the mortality rate falls to 1.4, a decrease in rate of 1 per 1,000 live births from the 1945 figure. The Indian rate increased from 5.7 in 1945 to 6.1 per 1,000 live births in 1946.

The leading causes of death must be analysed with respect to their incidence in specific age-groups in order to have full significance. The following discussion of causes of death in certain age-groups pertains to deaths excluding Indians.

Diseases of the heart and arteries was the leading cause of death in all groups over 40 years, constituting 42.2 per cent. of the deaths in these age-groups. In the age-groups between 10 and 39 years, these diseases fall back to third or fourth place as a cause of death.

Cancer proved to be the second leading cause of death in the age-group 5–9 years, as well as in all the groups over 40 years. In the age-group 30–39 this disease ranked third as a cause of death. Cancer was responsible for 8.7 per cent. of the deaths in the age-group 5–9 years, 17.5 per cent. of the deaths in groups over 40 years, and 10.7 per cent. in the 30–39-year group.

In the younger age-groups, from 1 to 29 years, accidents caused more deaths than any one other cause. Of the total deaths included in these groups, 29.2 per cent. were due to such mishaps. Accidents held second place as a cause of death in the age-group 30–39 years, third place in the groups between 40 and 59, and fourth position in the group over 70 years. Altogether this year there were 568 accident fatalities, making accidents the third leading cause of death.

The 30–39 age-group was affected most by deaths due to tuberculosis, the fifth leading cause of death. This disease caused 20.1 per cent. of the deaths between 30 and 39 years, thus ranking foremost as a cause of death in this age-group. Tuberculosis was the second leading cause of death in the groups 1–4 and 10–29 years; it falls back, however, to third place in the group 5–9 years and fourth place in the group 40–59 years.

Intracranial lesions of vascular origin is an important cause of death among the older population. Such deaths constituted 5 per cent. of the total deaths in the group 60 years and over.

Chronic nephritis held fourth position in the age-group 60–69, causing 4.5 per cent. of the deaths between these age-limits. Nephritis, not necessarily chronic, ranked evenly with diseases of the heart and arteries as the fourth important cause of death in the age-group 10–19 years. This disease was sixth among the foremost causes of death in 1946.

Pneumonia was one of the main causes of death between the years 1 and 19 and also in the group over 80 years. This disease was responsible for 5.7 per cent. of the deaths between 1 and 19 years and 6.3 per cent. of those over 80 years. Among the total deaths this year, pneumonia was the seventh leading cause.

In addition, cerebral hæmorrhage caused 377 deaths, thus ranking fourth as a cause of death. Diseases of early infancy was eighth, followed by diabetes and congenital malformations.

Indians are a responsibility of the Dominion Government, although in a few districts the Dominion Government buys public health services from the Provincial Department of Health and Welfare.

The ten leading causes of death among Indians are very different from those among the other-than-Indian population. Degenerative diseases are the leading causes of deaths when Indians are excluded, whereas communicable diseases and diseases of the respiratory system are the main causes among Indians.

Tuberculosis remained the foremost cause of Indian deaths in 1946. There were 207 deaths due to this disease. Pneumonia, the seventh leading cause in the other-than-Indian population, was second in position among Indians, with 103 deaths. Diseases of the heart and arteries, which ranked fifth in 1945, advanced to third place in 1946. Deaths from this cause numbered 49. Diseases of early infancy and accidental deaths followed closely with totals of 47 and 45 respectively. Both influenza and diarrhœa and enteritis were responsible for 25 deaths, thus being joint holders of sixth place. In 1946, 18 deaths were attributable to cancer, making this disease the seventh leading cause. Cerebral hæmorrhage advanced to eighth place with 12 deaths, followed by syphilis with 9 deaths and congenital malformations with 7.

As in previous years, the Japanese and Chinese tuberculosis mortality rate is higher than that of the white population; the rate for the Japanese is 185.71 per 100,000 population and for the Chinese 282.05.

AGE AND SEX MORTALITY.

Deaths, including and excluding Indians, are shown according to age-groups and sex, for the five-year period 1942–46, by Tables 7A and 7B respectively.

TABLE 7A.—AGE AND SEX MORTALITY (INCLUDING INDIANS).

Year and Sex.	Under 1 Year.	1 Year.	2 Years.	3 Years.	4 Years.	5 to 9 Years.	10 to 19 Years.	20 to 29 Years.	30 to 39 Years.	40 to 49 Years.	50 to 59 Years.	60 to 69 Years.	70 to 79 Years.	80 to 89 Years.	90 to 99 Years.	100 and over.	Not stated.	Totals.
1942.																		
Male	349	46	32	17	16	33	129	254	240	345	830	1,321	1,236	677	75	5	10	5,615
Female	247	32	14	20	8	40	81	157	147	209	433	597	720	464	81	2	2	3,254
1943.																		
Male	394	44	27	17	21	48	150	254	269	359	900	1,394	1,443	754	94	2	7	6,177
Female	317	35	20	14	11	48	95	171	162	245	458	687	871	608	89	3	1	3,835
1944.																		
Male	445	43	34	21	10	49	108	188	183	329	862	1,518	1,464	663	82	5	1	6,003
Female	322	34	26	12	14	38	81	137	171	194	420	720	863	558	97	7	.....	3,694
1945.																		
Male	450	39	26	17	18	57	117	167	212	347	838	1,505	1,485	696	71	3	9	6,057
Female	342	31	15	12	13	39	79	136	154	207	429	717	850	561	110	4	.....	3,699
1946.																		
Male	496	27	30	14	13	60	111	170	196	356	758	1,611	1,549	735	106	4	9	6,245
Female	356	29	17	20	13	48	79	154	175	241	404	742	887	611	111	5	.....	3,892

TABLE 7B.—AGE AND SEX MORTALITY (EXCLUDING INDIANS).

Year and Sex.	Under 1 Year.	1 Year.	2 Years.	3 Years.	4 Years.	5 to 9 Years.	10 to 19 Years.	20 to 29 Years.	30 to 39 Years.	40 to 49 Years.	50 to 59 Years.	60 to 69 Years.	70 to 79 Years.	80 to 89 Years.	90 to 99 Years.	100 and over.	Not stated.	Totals.
1942.																		
Male	272	26	20	11	13	25	98	223	224	329	820	1,307	1,218	665	70	3	10	5,334
Female	194	16	9	13	4	24	46	125	128	192	421	579	690	447	75	2	2	2,967
1943.																		
Male	309	23	18	9	14	30	110	221	253	337	893	1,369	1,425	734	87	2	7	5,841
Female	253	20	10	6	2	22	55	132	143	223	436	668	848	590	86	2	1	3,497
1944.																		
Male	344	22	20	16	8	36	86	165	173	319	850	1,497	1,444	651	79	2	.....	5,711
Female	239	20	15	8	10	21	41	113	152	187	405	702	850	542	91	5	.....	3,401
1945.																		
Male	347	16	16	11	11	38	87	142	204	332	833	1,483	1,457	678	70	3	8	5,736
Female	259	17	10	4	7	22	37	111	141	194	414	698	826	545	101	3	.....	3,389
1946.																		
Male	375	17	22	10	11	44	77	152	181	332	745	1,592	1,505	723	100	1	9	5,896
Female	256	16	14	15	6	25	39	113	147	218	393	720	860	593	102	2	.....	3,519

THE TEN LEADING CAUSES OF DEATH.

The ten leading causes of death remained the same in 1946, although there were several changes in their order of rank. In 1946 diseases of the heart and arteries remained the leading cause of death, followed by cancer, accidental deaths, and tuberculosis. Pneumonia held fifth place as a cause of death in 1946, displacing nephritis, which held this position in 1945.

In the population excluding Indians, cerebral hæmorrhage was in fourth position, exchanging ranks with nephritis, which fell back into sixth place in 1946. Tuberculosis remained the fifth leading cause of death when Indians were excluded.

Tables 8A and 8B show the leading causes of death in order of rating, the death-rate per 1,000 population from the various causes, and the percentage of total deaths attributable to each cause, for the total population and the population excluding Indians, 1937–46.

GRAPH C.—THE FIRST TEN CAUSES OF DEATH (INCLUDING INDIANS), BRITISH COLUMBIA, 1937–46.

(Rates per 100,000 population.)

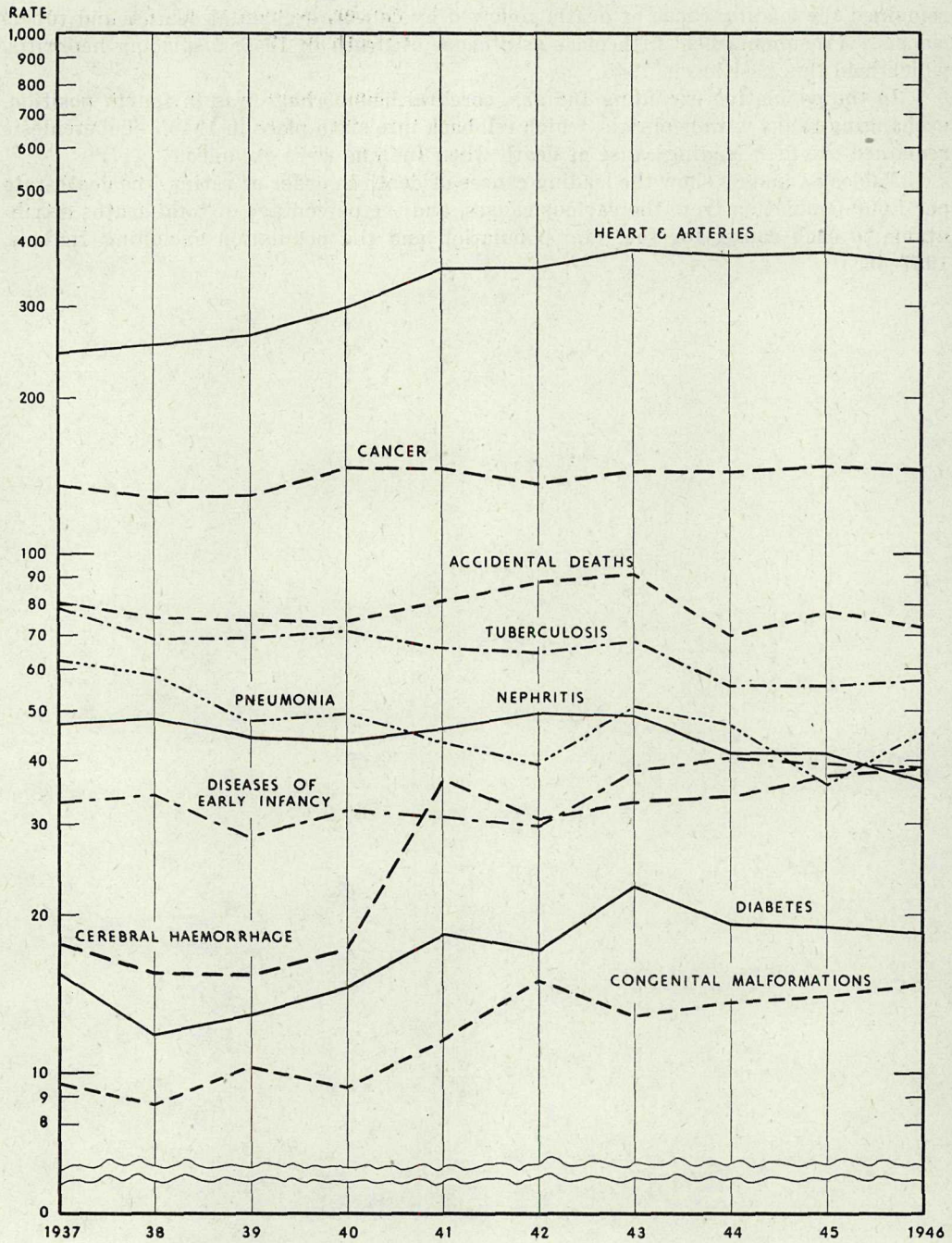

GRAPH D.—THE FIRST TEN CAUSES OF DEATH (EXCLUDING INDIANS), BRITISH COLUMBIA, 1937–46.

(Rates per 100,000 population.)

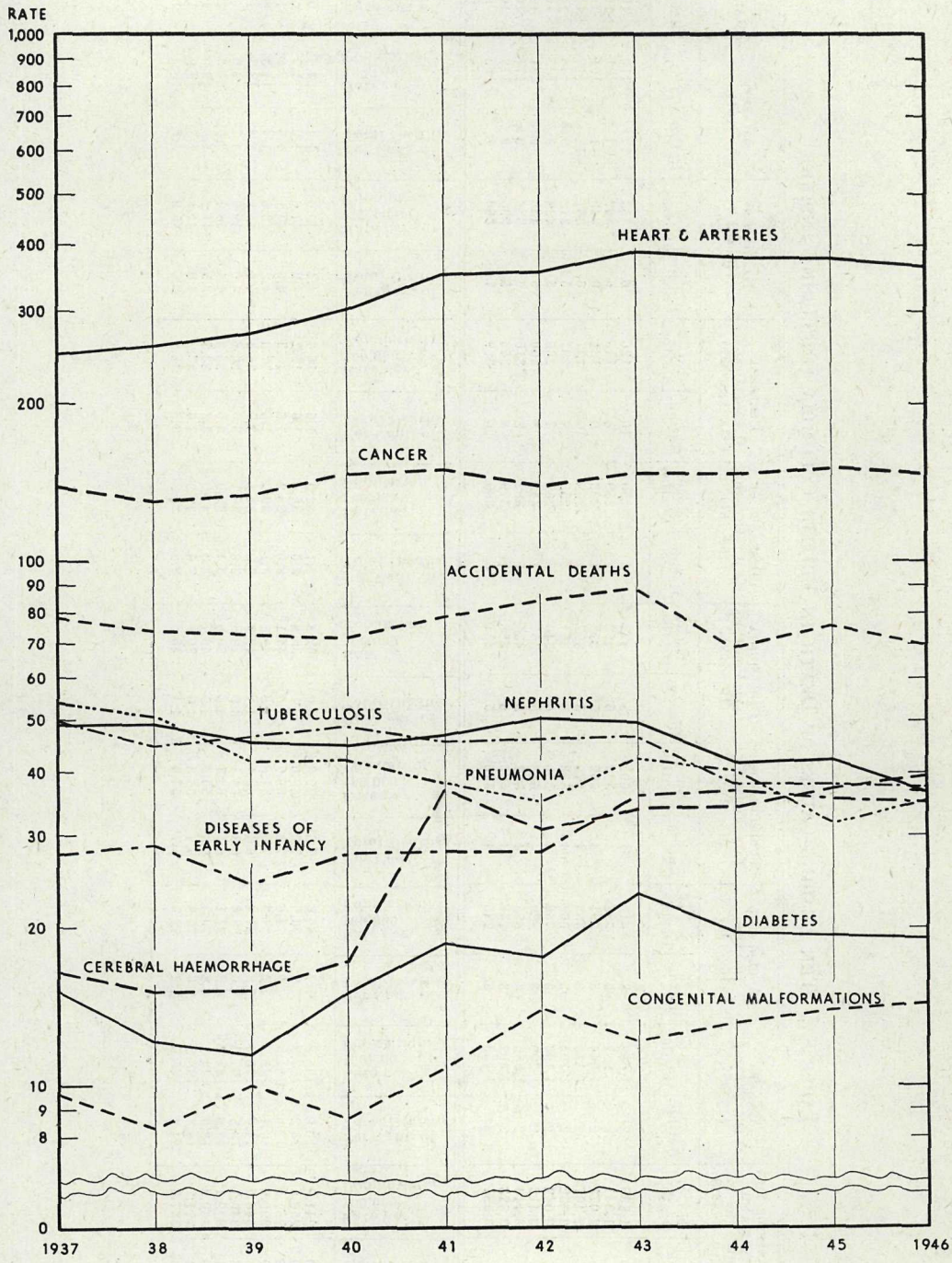

TABLE 8A.—TEN LEADING CAUSES OF DEATH IN BRITISH COLUMBIA (INCLUDING INDIANS).

Year.	Diseases of the Heart and Arteries (90–95, 97, 99, and 83E).		Cancer (all Forms) (45–55).		Accidental Deaths (169–195).		Tuberculosis (all Forms) (13–22).		Pneumonia (all Forms) (107–109).		Diseases of Early Infancy (158–161).		Cerebral Hæmorrhage (83A and 83B).		Nephritis (130–132).		Diabetes (61).		Congenital Malformations (157).	
	Rating.	No. of Deaths.	Rating.	No. of Deaths.	Rating.	No. of Deaths.	Rating.	No. of Deaths.	Rating.	No. of Deaths.	Rating.	No. of Deaths.	Rating.	No. of Deaths.	Rating.	No. of Deaths.	Rating.	No. of Deaths.	Rating.	No. of Deaths.
1937	1	1,836	2	1,038	3	612	4	602	5	477	8	250	10	126	6	354	12	110	16	71
1938	1	1,941	2	987	3	588	4	535	5	452	7	259	8	118	6	369	12	91	16	67
1939	1	2,071	2	1,044	3	591	4	552	5	373	7	223	9	121	6	349	11	101	14	81
1940	1	2,407	2	1,173	3	598	4	578	5	397	7	258	10	137	6	351	12	115	14	75
1941	1	2,832	2	1,194	3	666	4	533	6	351	8	255	7	297	5	372	9	149	13	94
1942	1	3,042	2	1,194	3	766	4	558	6	346	8	262	7	266	5	432	9	147	10	129
1943	1	3,412	2	1,299	3	820	4	613	5	457	7	342	8	300	6	438	9	201	10	114
1944	1	3,444	2	1,350	3	655	4	517	5	435	7	382	8	315	6	383	9	177	10	127
1945	1	3,523	2	1,407	3	738	4	525	6	388	7	379	8	353	5	390	9	179	10	132
1946	1	3,581	2	1,459	3	725	4	576	5	451	6	389	6	389	7	360	8	185	9	146

Year.	Per Cent. of Total Deaths.	Rate per 100,000 Population.	Per Cent. of Total Deaths.	Rate per 100,000 Population.	Per Cent. of Total Deaths.	Rate per 100,000 Population.	Per Cent. of Total Deaths.	Rate per 100,000 Population.	Per Cent. of Total Deaths.	Rate per 100,000 Population.	Per Cent. of Total Deaths.	Rate per 100,000 Population.	Per Cent. of Total Deaths.	Rate per 100,000 Population.	Per Cent. of Total Deaths.	Rate per 100,000 Population.	Per Cent. of Total Deaths.	Rate per 100,000 Population.	Per Cent. of Total Deaths.	Rate per 100,000 Population.
1937	23.0	241.9	13.0	136.8	7.7	80.6	7.6	79.3	6.0	62.8	3.1	32.9	1.6	16.6	4.4	46.6	1.4	14.5	0.9	9.4
1938	26.0	250.5	13.2	127.3	7.9	75.9	7.2	69.0	6.1	58.3	3.5	33.4	1.6	15.2	4.9	47.6	1.2	11.7	0.9	8.6
1939	27.6	261.5	13.9	131.8	7.9	74.6	7.3	69.7	5.0	47.1	3.0	28.2	1.6	15.3	4.6	44.1	1.3	12.8	1.1	10.2
1940	28.9	299.0	14.1	145.7	7.2	74.3	7.0	71.8	4.8	49.3	3.1	32.0	1.6	17.0	4.2	43.6	1.4	14.3	0.9	9.3
1941	33.3	346.2	14.0	146.0	7.8	81.4	6.3	65.1	4.1	42.9	3.0	31.1	3.5	36.3	4.4	45.5	1.8	18.2	1.1	11.5
1942	34.3	349.7	13.5	137.2	8.6	88.0	6.3	64.1	3.9	39.8	3.0	30.1	3.0	30.6	4.9	49.7	1.7	16.9	1.5	14.8
1943	34.1	379.1	13.0	144.3	8.2	91.1	6.1	68.1	4.6	50.8	3.4	38.0	3.0	33.3	4.4	48.7	2.0	22.3	1.1	12.7
1944	35.5	369.5	13.9	144.8	6.8	70.3	5.3	55.5	4.5	46.7	3.9	41.0	3.2	33.8	3.9	41.1	1.9	19.0	1.3	13.6
1945	36.1	371.2	14.4	148.3	7.6	77.8	5.4	55.3	4.0	35.6	3.9	39.9	3.6	37.2	4.0	41.1	1.8	18.9	1.4	13.9
1946	35.3	357.0	14.4	145.5	7.2	72.3	5.7	57.4	4.4	45.0	3.8	38.8	3.8	38.8	3.6	35.9	1.8	18.4	1.4	14.6

TABLE 8B.—TEN LEADING CAUSES OF DEATH IN BRITISH COLUMBIA (EXCLUDING INDIANS).

Year.	Diseases of the Heart and Arteries (90–95, 97, 99, and 83e).		Cancer (all Forms) (45–55).		Accidental Deaths (169–195).		Cerebral Hæmorrhage (83a and 83b).		Tuberculosis (all Forms) (13–22).		Nephritis (130–132).		Pneumonia (all Forms) (107–109).		Diseases of Early Infancy (158–161).		Diabetes (61).		Congenital Malformations (157).	
	Rating.	No. of Deaths.	Rating.	No. of Deaths.	Rating.	No. of Deaths.	Rating.	No. of Deaths.	Rating.	No. of Deaths.	Rating.	No. of Deaths.	Rating.	No. of Deaths.	Rating.	No. of Deaths.	Rating.	No. of Deaths.	Rating.	No. of Deaths.
1937	1	1,807	2	1,024	3	575	9	119	5	363	6	354	4	391	8	200	11	109	15	70
1938	1	1,913	2	973	3	554	9	110	6	332	5	362	4	381	7	212	12	91	16	62
1939	1	2,036	2	1,029	3	557	9	119	4	353	5	345	6	318	7	182	11	100	14	77
1940	1	2,373	2	1,143	3	558	10	132	4	375	5	345	6	325	7	207	12	115	14	67
1941	1	2,790	2	1,181	3	620	7	292	5	359	4	368	6	297	8	216	9	147	13	86
1942	1	3,007	2	1,177	3	706	7	260	5	388	4	423	6	295	8	233	9	147	10	118
1943	1	3,370	2	1,290	3	775	8	291	5	405	4	432	6	367	7	306	9	201	10	106
1944	1	3,415	2	1,334	3	620	8	308	6	346	4	378	5	365	7	330	9	177	10	118
1945	1	3,480	2	1,389	3	691	6	345	5	352	4	387	8	302	7	327	9	176	10	128
1946	1	3,532	2	1,441	3	680	4	377	5	369	6	354	7	348	8	342	9	185	10	139

Year.	Per Cent. of Total Deaths.	Rate per 100,000 Population.	Per Cent. of Total Deaths.	Rate per 100,000 Population.	Per Cent. of Total Deaths.	Rate per 100,000 Population.	Per Cent. of Total Deaths.	Rate per 100,000 Population.	Per Cent. of Total Deaths.	Rate per 100,000 Population.	Per Cent. of Total Deaths.	Rate per 100,000 Population.	Per Cent. of Total Deaths.	Rate per 100,000 Population.	Per Cent. of Total Deaths.	Rate per 100,000 Population.	Per Cent. of Total Deaths.	Rate per 100,000 Population.	Per Cent. of Total Deaths.	Rate per 100,000 Population.
1937	25.3	246.1	14.3	139.5	8.0	78.3	1.7	16.2	5.1	49.4	5.0	48.2	5.5	53.3	2.8	27.2	1.5	14.8	1.0	9.5
1938	27.9	255.0	14.2	129.7	8.1	73.8	1.6	14.7	4.8	44.3	5.3	48.3	5.6	50.8	3.1	28.3	1.3	12.1	0.9	8.3
1939	29.3	265.4	14.8	134.1	8.0	72.6	1.7	15.5	5.1	46.0	5.0	45.0	4.6	41.5	2.6	23.7	1.4	11.3	1.1	10.0
1940	30.9	304.2	14.9	146.5	7.3	71.5	1.7	16.9	4.9	48.1	4.5	44.2	4.2	41.7	2.7	26.5	1.5	14.7	0.9	8.6
1941	35.1	351.8	14.9	148.9	7.8	78.2	3.7	36.8	4.5	45.3	4.6	46.4	3.7	37.5	2.7	27.2	1.8	18.5	1.1	10.8
1942	36.2	355.8	14.2	139.3	8.5	83.5	3.1	30.8	4.7	45.9	5.1	50.1	3.6	34.9	2.8	27.6	1.8	17.4	1.5	14.0
1943	36.1	385.1	13.8	147.4	8.3	88.6	3.1	33.2	4.3	46.3	4.6	49.4	3.9	41.9	3.3	35.0	2.2	23.0	1.1	12.1
1944	37.5	376.5	14.6	141.1	6.8	68.4	3.4	34.0	3.8	38.1	4.1	41.7	4.0	40.2	3.6	36.4	1.9	19.5	1.3	13.0
1945	38.1	376.9	15.2	150.4	7.6	74.8	3.8	37.4	3.9	38.1	4.3	41.9	3.3	32.7	3.6	35.4	1.9	19.1	1.4	13.9
1946	37.5	361.7	15.3	147.6	7.2	69.6	4.0	38.6	3.9	37.8	3.8	36.2	3.7	35.6	3.6	35.0	2.0	18.9	1.5	14.2

TABLE 9A.—FOUR CHIEF CAUSES OF DEATH IN THE DIFFERENT AGE-GROUPS (INCLUDING INDIANS), 1946.

Int. List No.	Cause of Death.	Deaths in Age-groups by Cause of Death.	Per Cent. of Deaths in Age-groups due to Specified Causes.	Age Specific Death-rate.	Deaths from Specified Causes at all Ages.
	Under 1 Year—Deaths, 852.				
159	1. Premature birth	239	28.1	10.81	239
157	2. Congenital malformations	124	14.6	5.61	146
107–109	3. Pneumonia	110	12.9	4.98	451
160	4. Injury at birth	75	8.8	3.39	75
	1–4 Years—Deaths, 163.				
169–195	1. Accidental deaths	38	23.3	0.55	725
13–22	2. Tuberculosis	31	19.0	0.45	576
107–109	3. Pneumonia	20	12.3	0.29	451
157	4. Congenital malformations	8	4.9	0.12	146
	5–9 Years—Deaths, 108.				
169–195	1. Accidental deaths	31	28.7	0.42	725
13–22	2. Tuberculosis	26	24.1	0.35	576
45–55	3. Cancer	7	6.5	1.00	1,459
107–109	4. Pneumonia	4	3.7	0.05	451
	10–19 Years—Deaths, 190.				
13–22	1. Tuberculosis	65	34.2	0.47	576
169–195	2. Accidental deaths	56	29.5	0.40	725
90–95, 97, 99, and 83E	3. Diseases of the heart and arteries	6	3.2	0.04	3,581
107–109	3. Pneumonia	6	3.2	0.04	451
121	3. Appendicitis	6	3.2	0.04	43
	20–29 Years—Deaths, 324.				
13–22	1. Tuberculosis	103	31.8	0.59	576
169–195	2. Accidental deaths	86	26.5	0.49	725
90–95, 97, 99, and 83E	3. Diseases of the heart and arteries	18	5.6	0.10	3,581
163, 164	3. Suicides	18	5.6	0.10	140
	30–39 Years—Deaths, 371.				
13–22	1. Tuberculosis	88	23.7	0.55	576
169–195	2. Accidental deaths	65	17.5	0.41	725
45–55	3. Cancer and other malignant tumours	38	10.2	0.24	1,459
90–95, 97, 99, and 83E	4. Diseases of the heart and arteries	34	9.2	0.21	3,581
	40–49 Years—Deaths, 597.				
90–95, 97, 99, and 83E	1. Diseases of the heart and arteries	131	21.9	1.11	3,581
45–55	2. Cancer and other malignant tumours	103	17.3	0.87	1,459
169–195	3. Accidental deaths	85	14.2	0.72	725
13–22	4. Tuberculosis	69	11.6	0.58	576
	50–59 Years—Deaths, 1,162.				
90–95, 97, 99, and 83E	1. Diseases of the heart and arteries	379	32.6	3.52	3,581
45–55	2. Cancer and other malignant tumours	272	23.4	2.53	1,459
169–195	3. Accidental deaths	81	7.0	0.75	725
13–22	4. Tuberculosis	63	5.4	0.59	576
	60–69 Years—Deaths, 2,353.				
90–95, 97, 99, and 83E	1. Diseases of the heart and arteries	991	42.1	11.26	3,581
45–55	2. Cancer and other malignant tumours	487	20.7	5.53	1,459
83A–D	3. Intracranial lesions of vascular origin	118	5.0	1.34	409
131	4. Chronic nephritis	103	4.4	1.17	335
	70–79 Years—Deaths, 2,436.				
90–95, 97, 99, and 83E	1. Diseases of the heart and arteries	1,184	48.6	29.23	3,581
45–55	2. Cancer and other malignant tumours	393	16.1	9.70	1,459
83A–D	3. Intracranial lesions of vascular origin	130	5.3	3.21	409
107–109	4. Pneumonia	91	3.7	2.25	451
	80 Years and over—Deaths, 1,572.				
90–95, 97, 99, and 83E	1. Diseases of the heart and arteries	838	53.3	80.58	3,581
45–55	2. Cancer and other malignant tumours	136	8.7	13.08	1,459
107–109	3. Pneumonia	99	6.3	9.52	451
169–195	4. Accidental deaths	81	5.2	7.79	725

TABLE 9B.—FOUR CHIEF CAUSES OF DEATH IN THE DIFFERENT AGE-GROUPS (EXCLUDING INDIANS), 1946.

Int. List No.	Cause of Death.	Deaths in Age-groups by Cause of Death.	Per Cent. of Deaths in Age-groups due to Specified Causes.	Age Specific Death-rate.	Deaths from Specified Causes at all Ages.
	Under 1 Year—Deaths, 631.				
159	1. Premature birth	212	33.6	9.94	312
157	2. Congenital malformations	117	18.5	5.49	139
160	3. Injury at birth	71	11.3	3.33	71
119	4. Diarrhœa and enteritis	50	7.9	2.34	51
	1–4 Years—Deaths, 111.				
169–195	1. Accidental deaths	33	29.7	0.47	680
13–22	2. Tuberculosis	12	10.8	0.17	369
107–109	3. Pneumonia	10	9.0	0.14	348
157	4. Congenital malformations	8	7.2	0.11	139
	5–9 Years—Deaths, 69.				
169–195	1. Accidental deaths	29	42.0	0.44	680
45–55	2. Cancer and other malignant tumours	6	8.7	0.09	1,441
13–22	3. Tuberculosis	5	7.2	0.08	369
107–109	4. Pneumonia	2	2.9	0.03	348
	10–19 Years—Deaths, 116.				
169–195	1. Accidental deaths	53	45.7	0.40	680
13–22	2. Tuberculosis	7	6.0	0.05	369
121	3. Appendicitis	5	4.3	0.04	37
107–109	3. Pneumonia	5	4.3	0.04	348
90–95, 97, 99, and 83E	4. Diseases of the heart and arteries	4	3.4	0.03	3,532
130–132	4. Nephritis	4	3.4	0.03	354
	20–29 Years—Deaths, 383.				
169–195	1. Accidental deaths	83	21.7	0.49	680
13–22	2. Tuberculosis	64	16.7	0.37	369
163, 164	3. Suicides	16	4.2	0.09	135
90–95, 97, 99, and 83E	4. Diseases of the heart and arteries	14	3.7	0.08	3,532
	30–39 Years—Deaths, 328.				
13–22	1. Tuberculosis	66	20.1	0.43	369
169–195	2. Accidental deaths	58	17.7	0.38	680
45–55	3. Cancer and other malignant tumours	35	10.7	0.23	1,441
90–95, 97, 99, and 83E	4. Diseases of the heart and arteries	34	10.4	0.22	3,532
	40–49 Years—Deaths, 550.				
90–95, 97, 99, and 83E	1. Diseases of the heart and arteries	127	23.1	1.10	3,532
45–55	2. Cancer and other malignant tumours	103	18.7	0.89	1,441
169–195	3. Accidental deaths	77	14.0	0.67	680
13–22	4. Tuberculosis	50	9.1	0.43	369
	50–59 Years—Deaths, 1,138.				
90–95, 97, 99, and 83E	1. Diseases of the heart and arteries	376	33.0	3.41	3,532
45–55	2. Cancer and other malignant tumours	269	23.6	2.44	1,441
169–195	3. Accidental deaths	77	6.8	0.70	680
13–22	4. Tuberculosis	57	5.0	0.52	369
	60–69 Years—Deaths, 2,312.				
90–95, 97, 99, and 83E	1. Diseases of the heart and arteries	971	42.0	10.85	3,532
45–55	2. Cancer and other malignant tumours	485	21.0	5.42	1,441
83A–D	3. Intercranial lesions of vascular origin	116	5.0	1.30	397
131	4. Chronic nephritis	103	4.5	1.15	332
	70–79 Years—Deaths, 2,365.				
90–95, 97, 99, and 83E	1. Diseases of the heart and arteries	1,026	43.4	26.26	3,532
45–55	2. Cancer and other malignant tumours	386	16.3	9.88	1,441
83A–D	3. Intercranial lesions of vascular origin	124	5.2	3.17	397
169–195	4. Accidental deaths	87	3.7	2.23	680
	80 Years and over—Deaths, 1,521.				
90–95, 97, 99, and 83E	1. Diseases of the heart and arteries	831	54.6	90.58	3,532
45–55	2. Cancer and other malignant tumours	134	8.8	14.61	1,441
107–109	3. Pneumonia	96	6.3	10.46	348
169–195	4. Accidental deaths	71	4.6	7.74	680
83A–D	4. Intercranial lesions of vascular origin	71	4.6	7.74	397

MORTALITY FROM NOTIFIABLE DISEASES.

The deaths from notifiable diseases, both including and excluding Indians, for the five-year period 1942–46, are shown by Table 10, as required by the Dominion Council of Health.

Increases are noted in total deaths due to cancer, chicken-pox, influenza, and paratyphoid fever. Diseases causing fewer deaths in 1946 than in the previous year were measles, septic sore throat, and whooping-cough. The number of deaths due to encephalitis and venereal diseases in 1946 remained almost the same as in 1945.

TABLE 10.—MORTALITY FROM NOTIFIABLE DISEASES, 1942–46.

Int. List No.	Cause of Death.	Including Indians.					Excluding Indians.				
		1942.	1943.	1944.	1945.	1946.	1942.	1943.	1944.	1945.	1946.
43A	Actinomycosis	.....	1	1	.....	3	.....	1	1	.....	3
7	Anthrax	.....	.....	.....	.....	.....	.....	.....	.....	.....	.....
177A	Botulism	.....	.....	3	.....	.....	.....	.....	3	.....	.....
45–55	Cancer	1,194	1,290	1,350	1,407	1,459	1,177	1,281	1,334	1,389	1,441
6	Cerebrospinal meningitis (epidemic)	18	10	8	2	3	15	8	7	2	3
38E	Chicken-pox	1	1	1	.....	4	1	1	1	.....	2
4	Cholera, Asiatic	.....	.....	.....	.....	.....	.....	.....	.....	.....	.....
88B	Conjunctivitis, acute	1	.....	.....	.....	.....	1	.....	.....	.....	.....
10	Diphtheria	2	5	1	2	5	1	3	1	1	4
27A, B	Dysentery (amœbic and bacillary)	1	11	1	.....	2	.....	10	1	.....	1
37	Encephalitis	3	11	2	2	2	2	11	2	2	2
11	Erysipelas	4	3	.....	2	1	4	3	.....	2	1
38D	German measles	.....	.....	.....	.....	.....	.....	.....	.....	.....	.....
26B	Glanders	.....	.....	.....	.....	.....	.....	.....	.....	.....	.....
33	Influenza (epidemic)	78	189	138	48	72	44	134	114	38	47
23	Leprosy	.....	2	.....	.....	.....	.....	2	.....	.....	.....
28	Malaria	.....	1	1	.....	.....	.....	1	1	.....	.....
24C	Malignant œdema	1	.....	.....	.....	.....	.....	.....	.....	.....	.....
35	Measles	14	22	4	21	2	5	11	2	9	1
44c	Mumps	1	2	8	1	.....	.....	2	8	1	.....
25A	Ophthalmia neonatorum	.....	1	.....	.....	1	.....	1	.....	.....	.....
2	Paratyphoid fever	.....	.....	1	3	12	.....	.....	.....	3	12
69	Pellagra	.....	1	.....	1	.....	.....	1	.....	1	.....
3	Plague	.....	.....	.....	.....	.....	.....	.....	.....	.....	.....
	Pneumonia—										
107	Bronchial	157	154	219	180	211	140	127	194	147	164
108	Lobar	126	215	132	120	146	118	202	108	108	128
36	Poliomyelitis	.....	1	2	1	1	.....	1	1	1	1
38G	Psittacosis	.....	.....	.....	.....	.....	.....	.....	.....	.....	.....
147B	Puerperal septicæmia	8	11	3	7	3	8	10	2	7	3
38B	Rabies	.....	.....	.....	.....	.....	.....	.....	.....	.....	.....
39C	Rocky Mountain spotted fever	.....	.....	.....	.....	.....	.....	.....	.....	.....	.....
8	Scarlet fever	4	2	2	2	.....	3	2	2	1	.....
115B	Septic sore throat	6	4	10	8	2	6	2	10	8	2
34	Smallpox	.....	.....	.....	.....	.....	.....	.....	.....	.....	.....
12	Tetanus	1	1	.....	1	1	1	1	.....	1	1
29A	Tick paralysis	.....	.....	.....	.....	.....	.....	.....	.....	.....	.....
88A	Trachoma	.....	.....	.....	.....	.....	.....	.....	.....	.....	.....
42A	Trichinosis	.....	.....	.....	.....	.....	.....	.....	.....	.....	.....
13–22	Tuberculosis	558	613	517	525	576	388	405	346	352	369
26A	Tularæmia	.....	.....	1	.....	.....	.....	.....	1	.....	.....
1	Typhoid fever	3	3	4	.....	3	3	3	3	.....	2
39A–C	Typhus fever	.....	.....	.....	.....	.....	.....	.....	.....	.....	.....
5	Undulant fever	1	.....	.....	1	.....	1	.....	.....	1	.....
	Venereal diseases—										
44A, 25B	Gonorrhœa	.....	3	.....	.....	1	.....	3	.....	.....	1
30	Syphilis	90	94	78	85	84	86	89	70	80	75
9	Whooping-cough	13	16	10	8	5	7	12	9	4	.....
38A	Yellow fever	.....	.....	.....	.....	.....	.....	.....	.....	.....	.....

INFANT MORTALITY.

Infant mortality rates, both including and excluding Indians, decreased considerably in 1946. For each of the four previous years these rates have been rising steadily. There was a decrease in the number of deaths due to diseases of the thymus gland, tuberculosis, and measles. Prematurity, the leading cause of infant deaths, was responsible for 28.1 per cent. of the 1946 infant deaths. Malformations, injury at birth, and pneumonia each caused more deaths in 1946 than in the previous year.

The leading causes of death for children under 1 year of age, both including and excluding Indians, for the period 1942–46, are given in Table 11.

TABLE 11.—INFANT MORTALITY, 1942–46.

Int. List No.	Cause of Death.	Including Indians.					Excluding Indians.				
		1942.	1943.	1944.	1945.	1946.	1942.	1943.	1944.	1945.	1946.
161A	Atelectasis	22	23	38	25	29	21	22	37	23	27
106	Bronchitis	9	6	3	5	4	4	.....	.....	4	2
107	Bronchopneumonia	31	39	56	51	57	21	25	35	27	22
158	Congenital debility	9	13	23	19	17	.....	2	8	5	8
86	Convulsions	4	8	2	.....	6	3	2	1	.....	.....
119	Diarrhœa and enteritis	21	27	39	60	69	12	19	20	39	50
64	Diseases of the thymus gland	34	37	28	35	24	31	35	26	34	21
33	Influenza	20	20	22	10	16	7	10	11	4	5
160	Injury at birth	62	69	67	61	75	61	67	61	57	71
157	Malformations	108	96	95	114	124	98	90	88	110	117
35	Measles	8	7	1	10	2	2	4	.....	4	1
108–109	Pneumonia (other than bronchopneumonia)	26	45	52	43	53	10	15	26	13	16
159	Premature birth	143	218	221	244	239	129	202	196	217	212
13–22	Tuberculosis	15	8	10	13	7	5	.....	5	4	1
9	Whooping-cough	8	8	8	5	2	5	6	7	3	.....
	Other causes	76	87	102	97	128	57	63	62	62	78
	Totals	596	711	767	792	852	466	562	583	606	631
	Living births	16,808	18,802	18,999	18,877	22,609	15,788	17,666	17,797	17,646	21,296
	Rate per 1,000 living births	35.5	37.8	40.4	42.0	37.7	29.5	31.8	32.8	34.3	29.6

TABLE 12.—NEO-NATAL, INFANT, AND MATERNAL MORTALITY RATES FOR BRITISH COLUMBIA, 1937–46.

	1937.	1938.	1939.	1940.	1941.	1942.	1943.	1944.	1945.	1946.
Neo-natal mortality rates per 1,000 live births—										
Including Indians	24.6	22.6	22.1	21.4	21.1	20.0	23.3	23.7	24.1	22.1
Excluding Indians	22.4	21.9	19.8	18.9	19.2	19.1	22.2	22.0	23.1	19.7
Indians	54.2	43.2	52.2	55.8	50.2	35.3	41.4	49.1	39.0	47.2
Infant mortality rates per 1,000 live births—										
Including Indians	55.8	44.6	39.0	38.0	36.7	35.5	37.8	40.4	42.0	37.7
Excluding Indians	40.8	34.7	30.7	28.6	30.0	29.5	31.8	32.8	34.3	29.6
Indians	254.7	175.0	147.4	166.5	142.9	127.5	131.2	153.1	151.1	168.3
Maternal mortality rates per 1,000 live births—										
Including Indians	4.5	3.8	3.1	3.1	2.7	2.7	2.5	2.6	2.6	1.7
Excluding Indians	4.5	3.6	2.3	2.8	2.2	2.5	2.3	2.4	2.4	1.4
Indians	5.0	6.8	13.6	7.4	10.0	4.9	6.2	5.8	5.7	6.1

GRAPH E.—INFANT AND MATERNAL MORTALITY RATES, BRITISH COLUMBIA, 1937–46.

(Rates per 1,000 Live Births.)

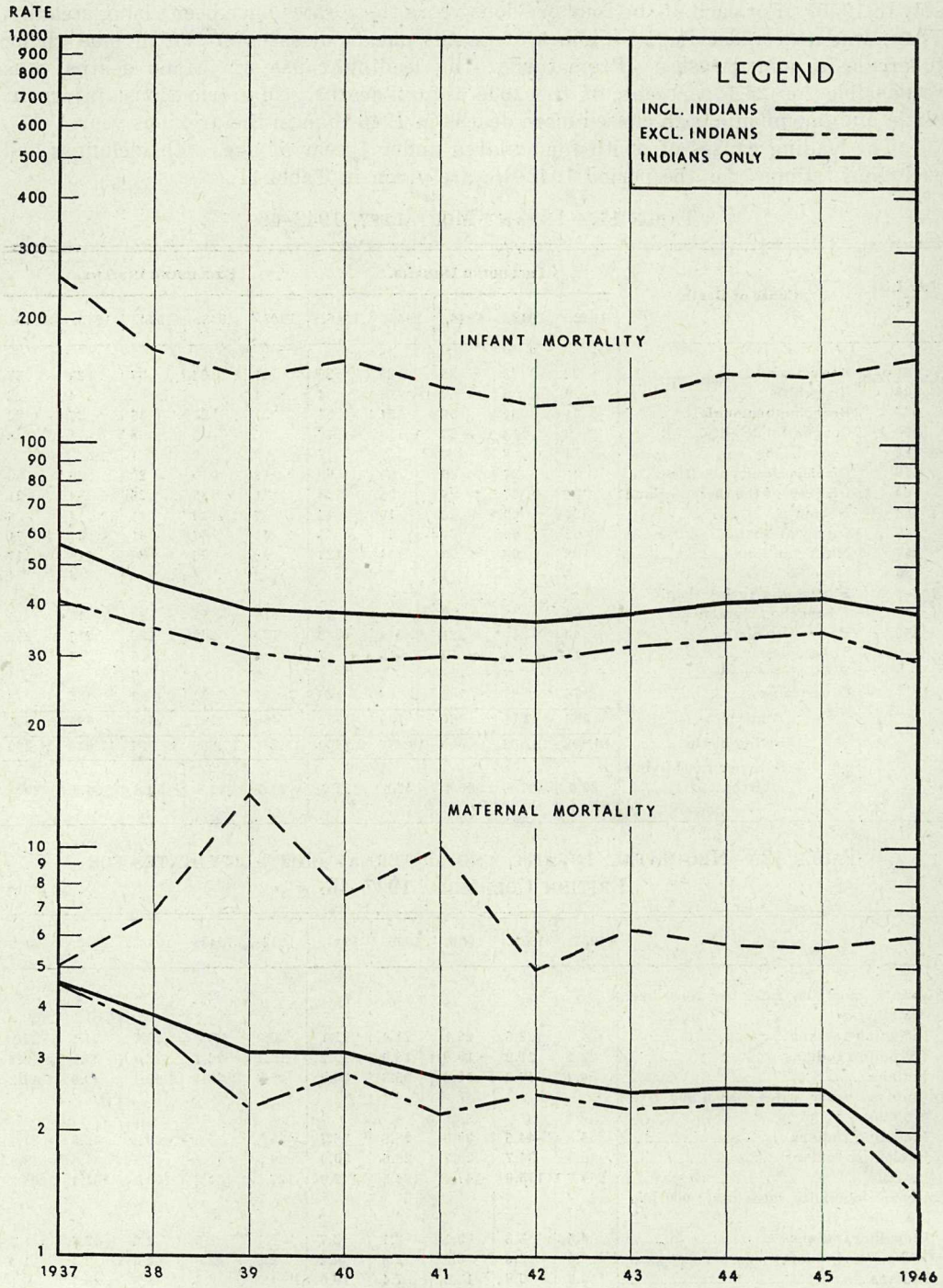

MATERNAL MORTALITY.

The maternal mortality rates, including and excluding Indians, dropped to a minimum in 1946. There were only 38 maternal deaths including Indians and 30 when Indians were excluded, giving mortality rates per 1,000 births of 1.7 and 1.4 respectively. The causes of maternal deaths for the period 1942–46 are given in Table 13.

TABLE 13.—MATERNAL MORTALITY, 1942–46.

Int. List No.	Cause of Death.	Including Indians.					Excluding Indians.				
		1942.	1943.	1944.	1945.	1946.	1942.	1943.	1944.	1945.	1946.
140	Abortion with mention of infection	4	7	8	7	1	4	7	7	7	1
141	Abortion without mention of infection	7	4	1	3	....	6	4	1	2	....
142	Ectopic gestation	2	3	6	5	1	2	3	6	5	1
143	Hæmorrhage of pregnancy	....	....	....	....	....	....	....	....	....	....
144	Toxæmias of pregnancy	2	....	3	1	4	2	....	3	1	4
145	Other diseases and accidents of pregnancy	4	2	....	....	2	3	1	....	....	2
146	Hæmorrhage of childbirth and puerperium	4	16	6	7	6	4	14	5	5	4
147	Infection during childbirth and puerperium	11	6	12	14	14	9	5	10	12	13
148	Puerperal toxæmias	4	5	6	6	5	4	5	6	6	4
149	Other accidents and specified conditions of childbirth	3	2	4	5	2	3	1	4	5	1
150	Other and unspecified conditions of childbirth and puerperium	4	2	4	2	3	3	....	1	....	....
	Totals	45	47	50	50	38	40	40	43	43	30
	Rate per 1,000 living births	2.7	2.5	2.6	2.6	1.7	2.5	2.3	2.4	2.4	1.4

MORTALITY FROM TUBERCULOSIS.

Tuberculosis accounted for 576 deaths in 1946, giving a death-rate of 0.57 per 1,000 population, a slight increase over 1945. However, when Indians are excluded, the rate is 0.38, the same as it was for each of the two previous years.

Table 14 shows the distribution of deaths from tuberculosis by the various organs and sites affected, including and excluding Indians, for the period 1942–46.

TABLE 14.—MORTALITY FROM TUBERCULOSIS, 1942–46.

Int. List No.	Organ or Site affected.	Including Indians.					Excluding Indians.				
		1942.	1943.	1944.	1945.	1946.	1942.	1943.	1944.	1945.	1946.
13	Respiratory system	480	537	443	437	492	343	368	307	300	323
14	Meninges, central nervous system	39	36	31	44	40	16	12	16	19	19
15	Intestines and peritoneum	10	8	13	6	9	7	5	8	6	4
16	Vertebral column	8	11	5	6	5	7	6	3	3	2
17	Bones and joints	1	3	3	1	3	.....	2	2	.....	2
18–21	Other organs and unspecified	8	11	7	13	9	7	7	4	11	7
22	Disseminated tuberculosis	12	7	15	18	18	8	5	8	13	12
	Totals	558	613	517	525	576	388	405	348	352	369
	Per cent. of all deaths	6.29	6.12	5.33	5.38	5.68	4.67	4.34	3.82	3.86	3.92
	Rate per 1,000 population	0.64	0.68	0.55	0.55	0.57	0.49	0.46	0.38	0.38	0.38

MORTALITY FROM CANCER (INCLUDING INDIANS).

There were 1,459 cancer deaths in 1946—816 males and 643 females. Although the number of deaths from cancer was higher in 1946 than in the previous year, the death-rate has decreased slightly.

The distribution of deaths from cancer by the various organs and sites affected, for the five-year period 1942–46, is shown in Table 15.

TABLE 15.—MORTALITY FROM CANCER, 1942–46.

Int. List No.	Organ or Site affected.	1942.	1943.	1944.	1945.	1946.
45	Buccal cavity	47	41	41	50	34
46	Digestive tract and peritoneum	591	627	694	704	706
47	Respiratory	89	107	120	104	132
48–49	Female genital organs	126	126	123	129	128
50	Breast	100	119	133	125	164
53	Skin	15	16	14	20	15
51, 52, 54, 55	Other sites and not specified	226	254	225	275	280
	Totals	1,194	1,290	1,350	1,407	1,459
	Per cent. of all deaths	13.46	12.88	13.92	14.42	14.39
	Rate per 1,000 of population	1.45	1.43	1.45	1.48	1.45

SPECIAL CLASSIFICATION OF ACCIDENTAL DEATHS.

All accidental deaths are included within the International List of Causes of Death, Nos. 169–195. However, accidental deaths described by International List Nos. 169–176, 180, and 187 are classified under those titles without regard to the nature of the injury. In order that the nature of the injury in many cases may be tabulated, a supplementary code for nature of injury has been used.

Table 16 shows special classes of accidental deaths in British Columbia, classified according to nature of injury in 1946. Included also are the International List numbers. It will be noted that these include only the numbers 169–176, 178, 180–183, 185–187, and 193.

TABLE 16.—SPECIAL CLASSIFICATION OF ACCIDENTAL DEATHS.

Int. List No.	Cause of Death.	Male.	Female.	Total.
	Accidental absorption of poisonous gas	16	4	20
175D	Accidents involving forestry machinery and vehicles	1	.....	1
178	Accidental absorption of poisonous gas	10	3	13
180	Conflagration	5	1	6
	Accidental burns	27	15	42
172	Water transport accidents	1	.....	1
173	Air transport accidents	3	.....	3
180	Conflagration	13	5	18
181	Accidental burns (conflagration excepted)	10	10	20
	Accidental mechanical suffocation	5	4	9
170C	Automobile accidents (excluding trains or street-cars)	1	.....	1
182	Accidental mechanical suffocation	4	4	8
	Accidental drowning	105	23	128
170C	Automobile accidents (excluding trains or street-cars)	7	5	12
172	Water transport accidents	19	1	20
173	Air transport accidents	1	2	3
183	Accidental drowning	77	15	92
187	Cataclysm	1	.....	1
	Accidental injury by cutting or piercing instruments	4	2	6
170C	Automobile accidents (excluding trains or street-cars)	1	2	3
175E	Other forestry accidents	1	.....	1
185	Accidental injury by cutting or piercing instruments	2	.....	2
	Accidental injury by fall	95	83	178
170C	Automobile accidents (excluding trains or street-cars)	2	.....	2
174	Accidents in mines or quarries	1	.....	1
175A	Accidents involving agricultural machinery and vehicles	1	.....	1
175E	Other forestry accidents	2	.....	2
186A	Accidental injury by fall	89	83	172
	Accidental injury by crushing	215	38	253
169	Railway accidents (excluding motor-vehicles)	23	2	25
170A	Collisions with trains	6	1	7
170B	Collisions with street-cars	2	.....	2
170C	Automobile accidents (excluding trains or street-cars)	86	30	116
170D	Motor-cycle accidents (excluding automobiles)	5	1	6
171A	Street-car accidents (excluding trains and motor-vehicles)	11	2	13
171B	Other road transport accidents (excluding street-cars, trains, and motor-vehicles)	1	.....	1
172	Water transport accidents	2	.....	2
173	Air transport accidents	1	.....	1
174	Accidents in mines or quarries	10	.....	10
175B	Injury by animals, in agriculture	2	.....	2
175C	Other agricultural accidents	2	.....	2
175D	Accidents involving forestry machinery and vehicles	5	.....	5
175E	Other forestry accidents	30	.....	30
176	Other accidents involving machinery	20	.....	20
186B	Accidental injury by crushing	9	2	11
	Accidents due to electric currents	6	.....	6
193	Accidents due to electric currents	6	.....	6
	Total special classification of accidental deaths (listed above)	473	169	642
169–195	Total accidental deaths	530	195	725

STILL-BIRTHS.

Still-births in 1946 numbered 321, making a rate of 14.2 per 1,000 live births — the lowest rate recorded in the ten-year period shown below.

Table 17 shows the number of still-births and the rate per 1,000 living births, including and excluding Indians, for the period 1937–46.

TABLE 17.—STILL-BIRTHS, 1937–46.

Year.	Including Indians.			Excluding Indians.		
	Number of Still-births.	Number of Living Births.	Rate per 1,000 Living Births.	Number of Still-births.	Number of Living Births.	Rate per 1,000 Living Births.
1937	247	11,279	21.9	237	10,486	22.3
1938	256	12,476	20.5	248	11,596	21.4
1939	239	12,373	19.3	230	11,491	20.0
1940	274	13,830	19.8	260	12,881	20.2
1941	287	15,038	19.1	273	14,142	19.3
1942	304	16,808	18.1	292	15,788	18.5
1943	317	18,802	16.9	302	17,666	17.1
1944	298	18,999	15.7	291	17,797	16.4
1945	328	18,877	17.4	316	17,646	17.9
1946	321	22,609	14.2	305	21,296	14.3

Indian still-births counted from actual registrations.

MARRIAGES.

The number of marriages in British Columbia has been increasing each year since 1944. There were 11,762 marriages performed during 1946, giving a rate of 11.7 per 1,000 population.

Table 18 gives the number of marriages performed, by the conjugal condition of the contracting parties and the rate per 1,000 population, during the ten-year period 1937–46.

TABLE 18.—MARRIAGES BY CONJUGAL CONDITION OF CONTRACTING PARTIES, 1937–46.

Year.	Conjugal Condition of Contracting Parties.						Total Number of Marriages.	Marriage Rate per 1,000 Population.
	Single.		Widowed.		Divorced.			
	Male.	Female.	Male.	Female.	Male.	Female.		
1937	5,542	5,590	378	328	271	273	6,191	8.2
1938	5,438	5,486	392	344	305	305	6,135	7.9
1939	7,149	7,128	391	360	322	374	7,862	9.9
1940	8,678	8,596	503	528	443	500	9,624	12.0
1941	8,745	8,649	525	583	499	537	9,769	11.9
1942	9,643	9,538	598	613	586	676	10,827	13.1
1943	8,203	8,077	585	668	597	640	9,385	10.4
1944	7,176	7,116	669	657	589	661	8,434	9.0
1945	7,811	7,733	619	751	832	778	9,262	9.8
1946	9,957	9,723	652	838	1,153	1,201	11,762	11.7

GRAPH F.—MARRIAGES IN BRITISH COLUMBIA, 1937–46.

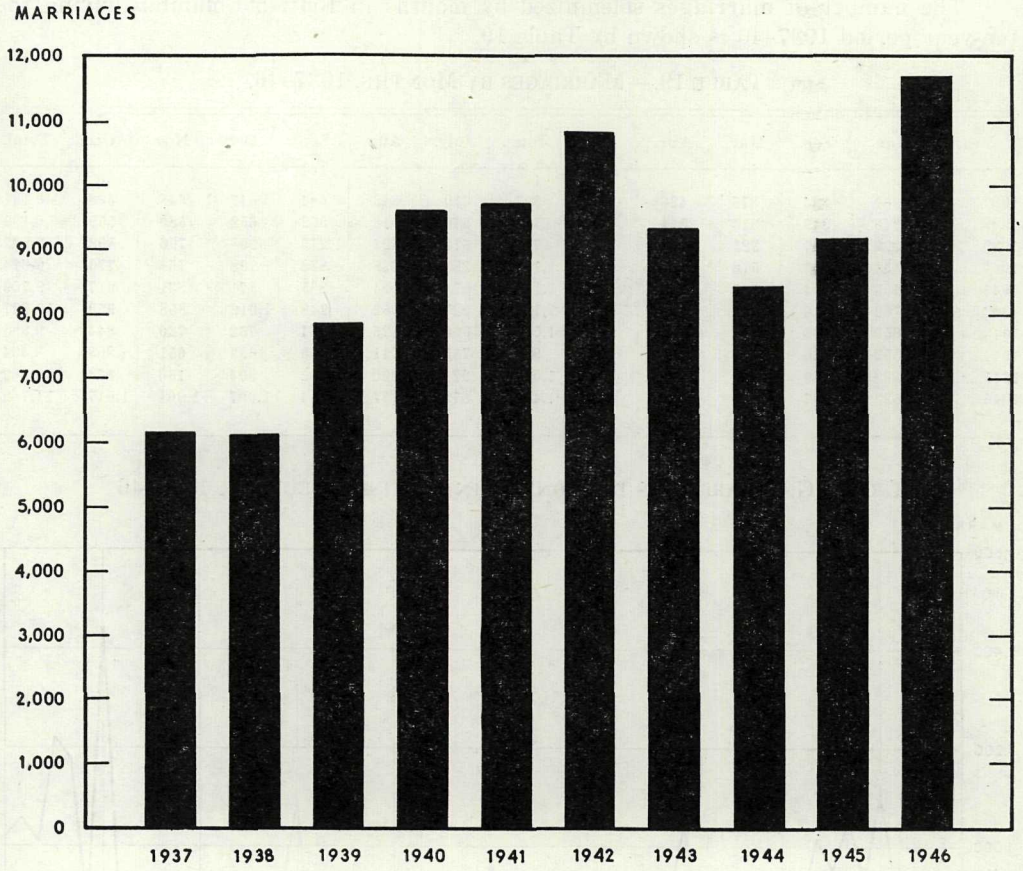

The number of marriages solemnized by months in British Columbia during the ten-year period 1937–46 is shown by Table 19.

TABLE 19.—MARRIAGES BY MONTHS, 1937–46.

Year.	Jan.	Feb.	Mar.	Apr.	May.	June.	July.	Aug.	Sept.	Oct.	Nov.	Dec.	Total.
1937	301	324	375	426	469	697	610	542	684	647	548	568	6,191
1938	348	319	313	514	379	755	546	518	652	652	580	559	6,135
1939	329	387	321	551	464	732	612	623	1,276	968	796	803	7,862
1940	454	457	578	588	600	1,124	1,283	1,328	878	798	766	770	9,624
1941	505	604	635	760	760	1,129	878	994	885	871	831	917	9,769
1942	702	716	729	930	898	1,105	927	1,052	948	1,012	858	950	10,827
1943	659	703	686	723	741	1,044	906	826	781	752	720	844	9,385
1944	552	526	555	784	642	992	735	711	785	693	651	808	8,434
1945	532	539	571	643	657	1,096	928	900	932	804	786	874	9,262
1946	632	697	845	900	886	1,444	879	1,177	1,214	1,007	1,064	1,017	11,762

GRAPH G.—MARRIAGES BY MONTHS IN BRITISH COLUMBIA, 1942–46.

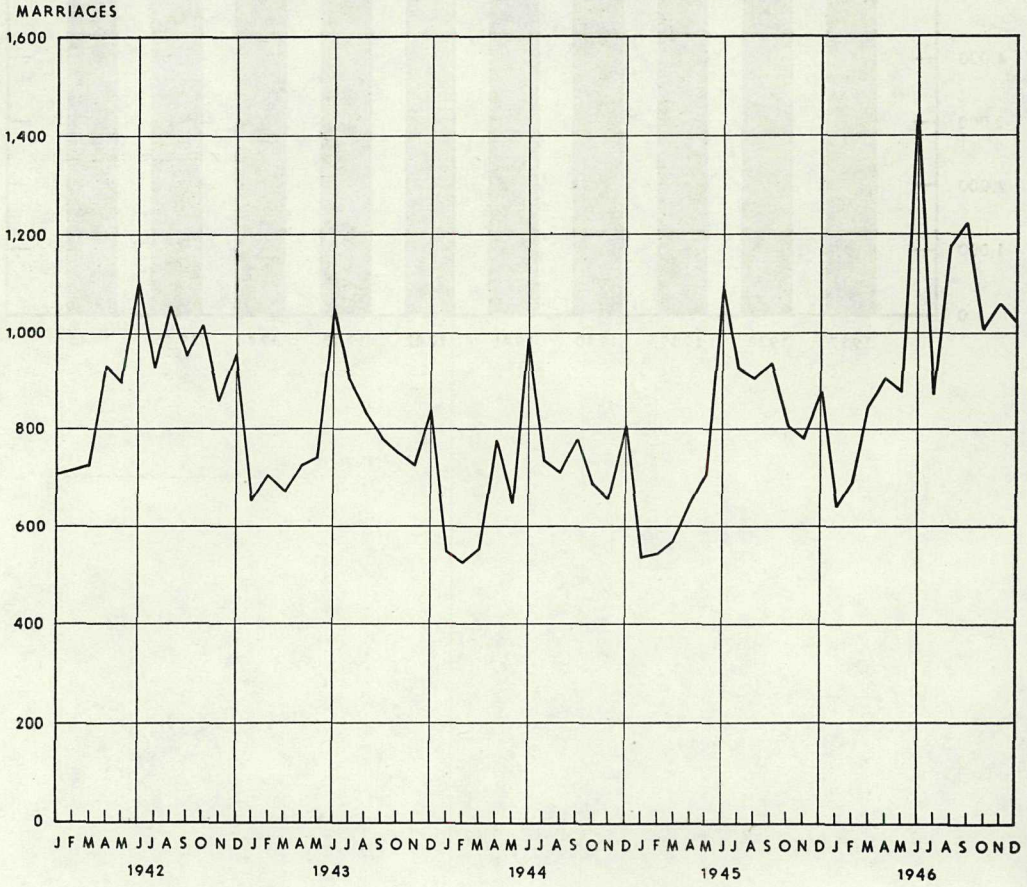

PART II.—ADMINISTRATION AND DIVISIONAL ACTIVITIES.

SUMMARY OF REGISTRATION.

Registration.—One of the principal functions of the Division of Vital Statistics is to effect accurate registration of every birth, death, still-birth, and marriage occurring in the Province. The Division is especially vigilant in ensuring that such registration is complete. To this end a number of checks have been instituted, such as the physician's notice of birth, hospital returns, school returns of children enrolling for the first time, periodic checks of marriage registers, coroners' reports, motor-vehicle accident reports, cemetery returns, and others. In order to assist the public in connection with delayed registration, the Division has, over a period of years, done everything possible to obtain early records of baptisms, burials, doctors' personal records, and other pertinent documents.

Volume of Registration.—There was again an increase in the volume of registrations handled by the Division, the total exceeding by 17 per cent. the previous all-time high of the year 1945. The following table shows the number of registrations accepted over the ten-year period from 1937 to 1946:—

TABLE 1.—SUMMARY OF REGISTRATION, 1937–46.

Year.	Live Births.	Deaths.	Marriages.	Still-births.	Adoptions.	Divorces.	Total.
1937	13,033	7,981	6,232	254	109	536	28,145
1938	13,812	7,455	6,158	259	134	652	28,470
1939	13,176	7,626	7,897	279	150	608	29,736
1940	15,616	8,386	9,694	280	163	687	34,826
1941	17,025	8,617	9,828	308	191	563	36,532
1942	18,346	8,916	10,905	313	157	847	39,484
1943	20,068	9,918	9,476	338	249	886	40,935
1944	19,962	9,833	8,549	321	303	1,031	39,999
1945	20,229	9,848	9,317	340	330	1,366	41,430
1946	23,870	10,212	11,875	331	402	2,052	48,742

GRAPH H.—SUMMARY OF REGISTRATIONS OF BIRTHS, DEATHS, AND MARRIAGES IN BRITISH COLUMBIA, 1937–46.

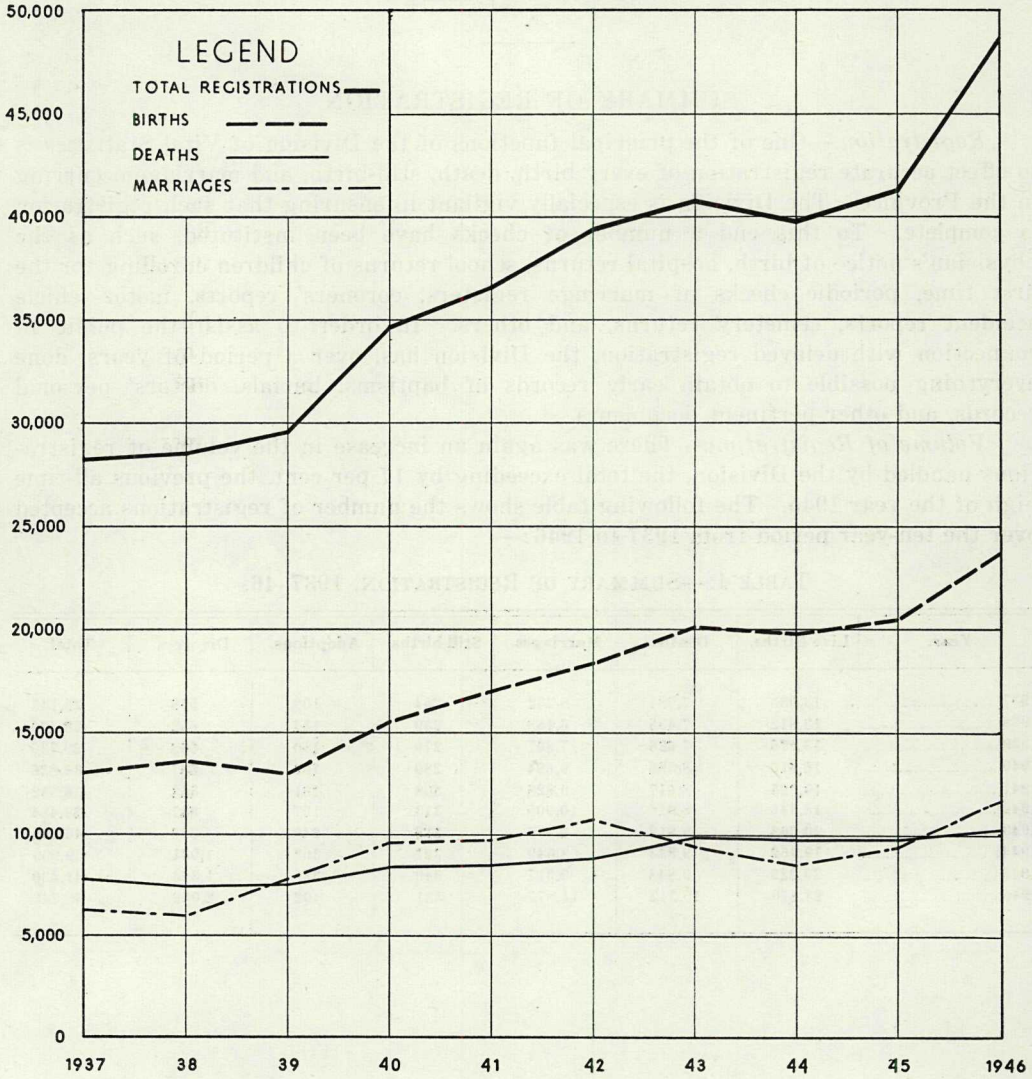

GRAPH I.—ADOPTIONS IN BRITISH COLUMBIA, 1937–46.

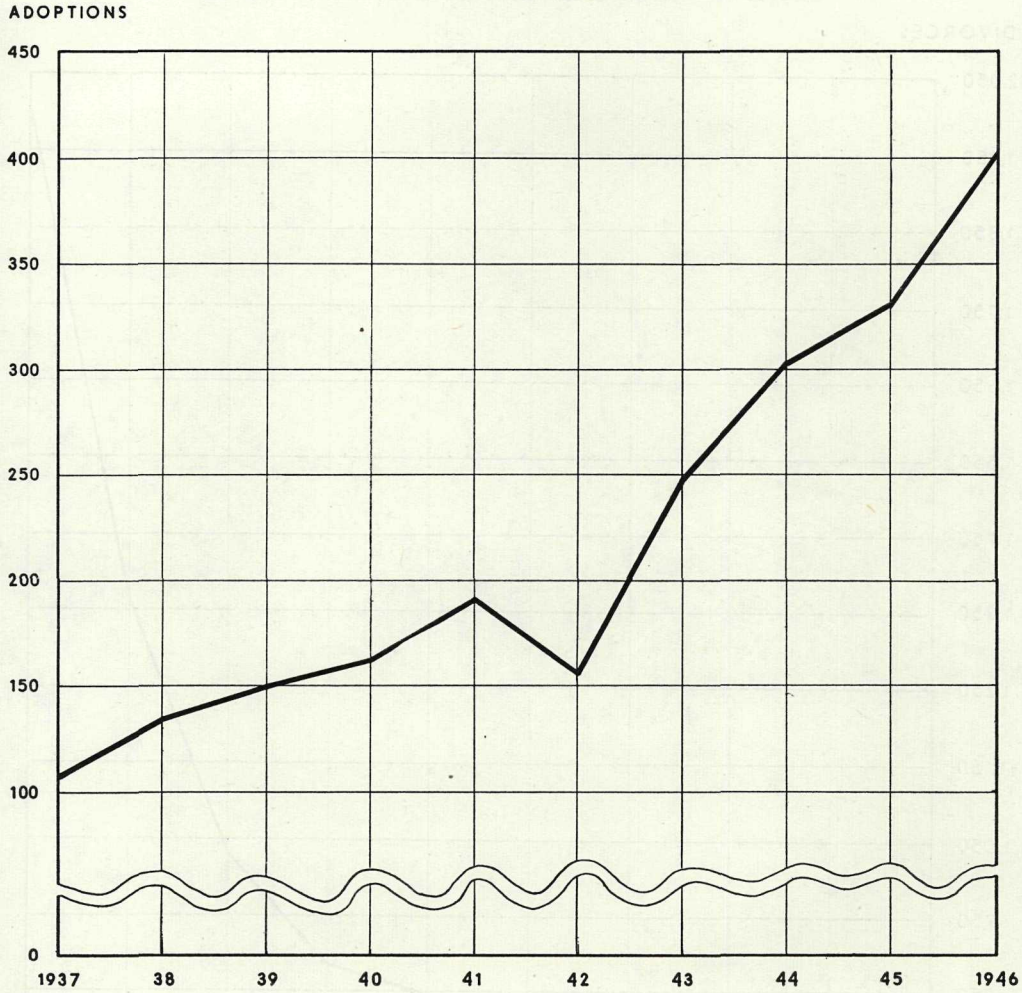

GRAPH J.—DIVORCES IN BRITISH COLUMBIA, 1937–46.

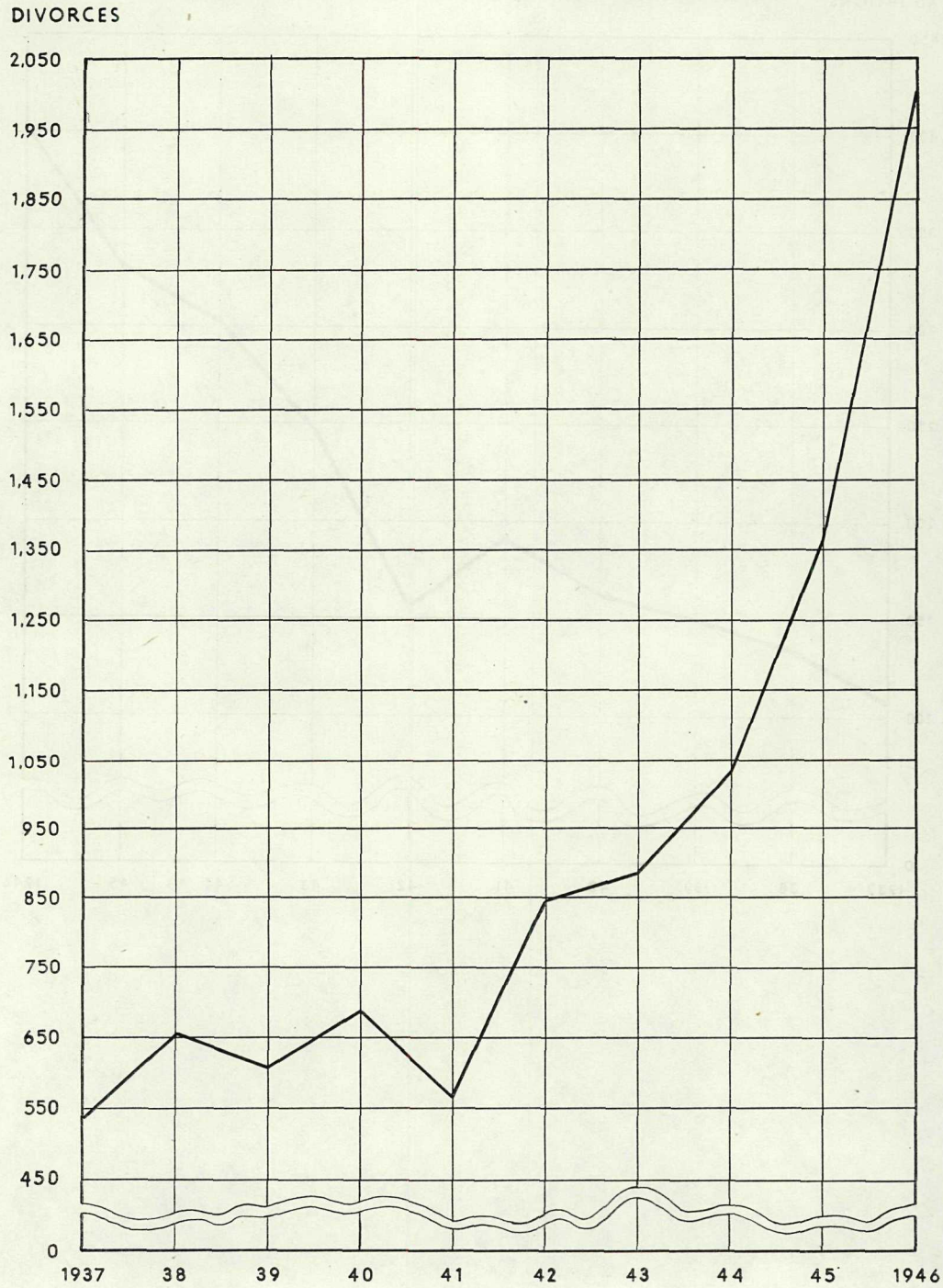

Table 2 shows the total number of current registrations, including Indians, filed with the Division of Vital Statistics during the year ended December 31st, 1946, distributed according to statistical areas.

TABLE 2.—TOTAL NUMBER OF REGISTRATIONS, 1946.

Area.	Living Births.	Deaths.	Marriages.	Area.	Living Births.	Deaths.	Marriages.
1a	61	22	34	7a	92	15	24
1b	340	115	123	7b	1	12	8
1c	130	45	53	7c	193	54	46
2a	82	33	39	8a	201	71	95
2b	566	146	226	8b	37	14	14
2c	565	229	239	8c	4	2	.....
3a	904	314	454	8d	160	68	70
3b	549	154	210	8e	84	27	18
3c	134	49	28	8f	99	31	41
4a	2,785	1,311	1,314	8g	2	.....	.....
4b	9,386	4,432	6,288	9a	1	1	.....
5a	3,041	1,540	1,500	9b	3	3	1
5b	23	37	6	9c	.....	4	1
5c	342	104	142	9d	265	102	131
5d	312	132	111	9e	2	2	.....
5e	10	11	2	9f	13	14	1
5f	77	24	14	10a	5	2	5
6a	1	8	7	10b	2	2	.....
6b	94	48	50	10c	112	8	26
6c	504	294	186	10d	245	45	88
6d	.....	1	.....	Indian reserves	1,462	686	177
6e	.....	9	4				
6f	49	17	19	Totals	22,938	10,238	11,795

SUMMARY OF REGISTRATION AMONG THE ORIENTAL RACES.

CHINESE.

In the year ended December 31st, 1946, there was a total of 133 Chinese live births registered — 69 were males, 64 females. Of these, a total of 115 — 59 males and 56 females—were Chinese infants born alive during 1946. The balance—10 males and 8 females—were born prior to the year 1946. There were 2 still-births. Chinese deaths registered during the year 1946 numbered 389—371 males and 18 females. This compares with a total of 334 deaths in 1945: 45 deaths—38 males and 7 females—were due to tuberculosis, and 46 deaths—45 males and 1 female—were due to cancer. Deaths of children under 1 year of age numbered 6—all were males.

JAPANESE.

A total of 265 Japanese live births—130 males and 135 females—were registered during the year ended December 31st, 1946. Of these, 249 — 123 males and 126 females—were registrations of Japanese infants born alive during the year 1946. The remainder—16 (7 males and 9 females)—were registrations of persons born prior to 1946. There were 5 still-births—2 males and 3 females. Deaths registered in 1946 numbered 87—72 males and 15 females—as against 113 in 1945. Tuberculosis deaths totalled 12—11 males and 1 female. The number of deaths due to cancer was 14—13 males and 1 female. There were 11 deaths of children under 1 year; of these, 9 were males and 2 were females.

SUMMARY OF REGISTRATION AMONG INDIANS.

Live births of Indians registered in the year ended December 31st, 1946, numbered 1,462—755 males and 707 females. Included in this total were 6 males and 6 females

who were born outside of the Province. There was a total of 686 deaths—347 males and 339 females — registered. Of these, 3 were deaths which occurred outside the Province; all were males. Indian still-births totalled 19 — 10 males and 9 females. A total of 206 children died under 1 year of age, 111 being males and 95 females. Tuberculosis was responsible for 205 deaths — 92 males and 113 females. Cancer accounted for 14 deaths—7 males and 7 females. Indian marriages numbered 177.

DOUKHOBOR REGISTRATION OF BIRTHS.

Since instructions were given in May, 1937, the Division, in co-operation with the Provincial Police, has continued the registration of Doukhobor births. Since then there have been 3,727 registrations filed.

Table 3 shows the registration of Doukhobor births during 1946 and the cumulative total from 1937 to 1946 by actual year of birth and sex of child.

TABLE 3.—DOUKHOBOR BIRTHS BY YEAR AND SEX.

Year of Birth.	1946.			Cumulative Total, 1937–46.	Year of Birth.	1946.			Cumulative Total, 1937–46.
	M.	F.	T.			M.	F.	T.	
1907	.....	.....	.....	2	1927	.....	.....	.....	114
1908	.....	.....	.....	.....	1928	.....	.....	.....	133
1909	.....	.....	.....	9	1929	.....	.....	.....	145
1910	.....	.....	.....	24	1930	.....	.....	.....	104
1911	.....	.....	.....	35	1931	.....	.....	.....	119
1912	.....	.....	.....	46	1932	.....	.....	.....	142
1913	.....	.....	.....	71	1933	.....	.....	.....	127
1914	.....	.....	.....	86	1934	.....	.....	.....	125
1915	.....	.....	.....	44	1935	1	.....	1	123
1916	.....	.....	.....	73	1936	.....	.....	.....	119
1917	.....	.....	.....	74	1937	.....	.....	.....	163
1918	.....	.....	.....	109	1938	.....	.....	.....	131
1919	.....	.....	.....	110	1939	.....	.....	.....	136
1920	1	.....	1	96	1940	1	.....	1	145
1921	.....	.....	.....	81	1941	.....	.....	.....	128
1922	.....	.....	.....	66	1942	.....	.....	.....	129
1923	.....	.....	.....	74	1943	1	.....	1	108
1924	.....	.....	.....	104	1944	.....	.....	.....	88
1925	.....	.....	.....	76	1945	9	5	14	82
1926	.....	.....	.....	114	1946	38	34	72	72
					Totals	51	39	90	3,727

Table 4 shows Doukhobor births registered during 1946 and the cumulative total from 1937 to 1946, by place of birth.

TABLE 4.—DOUKHOBOR BIRTHS BY PLACE OF BIRTH.

Place of Birth.	1946.			Cumulative Total, 1937–46.
	Home.	Institution.	Total.	
Area 1b—				
Unorganized	.....	1	1	1
Area 2—				
Creston	.....	5	5	9
Nelson	.....	28	28	306
New Denver	.....	.....	.....	10
Revelstoke	.....	.....	.....	1
Rossland	.....	.....	.....	25
Slocan City	.....	.....	.....	2
Trail	1	15	16	88
Unorganized	20	.....	20	2,378
Area 3—				
Grand Forks	6	4	10	45
Greenwood	.....	.....	.....	2
Kelowna	.....	.....	.....	2
Oliver	.....	1	1	1
Penticton	.....	1	1	1
Spallumcheen	.....	.....	.....	1
Summerland	.....	1	1	1
Unorganized	5	1	6	843
Area 4a—				
Matsqui	.....	.....	.....	1
Area 4b—				
Vancouver	.....	1	1	6
Area 5a—				
Victoria	.....	.....	.....	1
Area 6a—				
Kamloops	.....	.....	.....	1
Area 8a—				
Prince George	.....	.....	.....	1
Area 8b—				
Smithers	.....	.....	.....	1
Totals	32	58	90	3,727

Table 5 shows Doukhobor births registered during 1946 and the cumulative total from 1937 to 1946, by birthplace of parents.

TABLE 5.—DOUKHOBOR BIRTHS BY BIRTHPLACE OF PARENTS.

Part A.

Birthplace of Father.	1946.	Cumulative Total, 1937–46.	Birthplace of Father.	1946.	Cumulative Total, 1937–46.
Alberta	2	6	Armenia	4	4
British Columbia	40	476	China	.....	1
Manitoba	3	39	Germany	.....	1
Nova Scotia	.....	1	Greece	.....	1
Ontario	.....	1	Poland	.....	2
Quebec	.....	2	Russia	.....	1,355
Saskatchewan	36	1,768	Sicily	.....	1
Prince Edward Island	.....	1	United States	.....	2
Canada	.....	20	Yugoslavia	.....	8
Austria	.....	1	Not stated	4	36
Galicia	1	1	Totals	90	3,727

Part B.

Birthplace of Mother.	1946.	Cumulative Total, 1937–46.	Birthplace of Mother.	1946.	Cumulative Total, 1937–46.
Alberta	.....	3	Canada	.....	35
British Columbia	53	724	England	.....	1
Manitoba	4	32	Armenia	2	2
Nova Scotia	.....	1	Russia	.....	1,173
Ontario	.....	1	Switzerland	.....	1
Saskatchewan	31	1,754	Totals	90	3,727

COMPLETENESS OF REGISTRATION.

Indians.—Eagerness on the part of many Indians to benefit from receipt of family allowances meant that the increase noted in Indian registrations for the latter part of 1945 continued during the first eight months of 1946. In August of this year a conference of Indian Agents of British Columbia was held in Vancouver, one of the sessions being largely devoted to the subject of vital statistics. At the invitation of the Indian Commissioner for British Columbia, a representative of the Division attended this meeting, with the result that many registration problems were discussed and certain difficulties were thereby overcome.

Arrangements were completed whereby, commencing in October, 1946, a commission of 50 cents is paid to Indian Agents and their deputies for registration of each birth, death, marriage, and still-birth accepted by the Director of Vital Statistics. Payments are made quarterly.

A directive was forwarded in October from the Indian Affairs Board in Ottawa to all Indian Agents, requesting they concentrate on obtaining complete birth registration records of Indians, including cases of delayed registration, as far as possible. In addition, routine inspections were made by the Inspector of Vital Statistics in nine agencies, and considerable assistance was given in an effort to raise the standard of vital statistics registration among the Indians.

These positive steps, along with loyal and whole-hearted support given by the Indian Commissioner for British Columbia and his staff, has resulted in a very marked increase in the submissions of both current and delayed registrations to the Division during the last several months of this year. It is therefore felt that there will be a vast

improvement in the completeness of registration of Indian vital statistics during the coming year.

There appear to be two main difficulties confronting Indian Agents in their vital statistics work; namely, transportation of personnel and sometimes disinterest on the part of the Indian population. In the former case there are many settlements which are extremely isolated and seldom visited by white men. A visit to these bands may entail lengthy, dangerous trips by boat or arduous journeys by foot or pack-horse. There is also the ever-present possibility that persons to be contacted may be absent on fishing-trips, logging-jobs, hop-picking, or other forms of employment. The second difficulty results from lack of knowledge and tribal beliefs, which cause many to express disinterest or to refuse registration of vital statistics. An improvement in travel and educational facilities should have a notable effect in overcoming such situations.

Doukhobors.—Following the termination of the appointment of the special representative among the Doukhobors in 1945, it was noted that registration of vital statistics among these people decreased considerably. The whole matter was investigated carefully, with a view to eliminating certain difficulties which were found to exist during the tenure of office of the late representative, and in an effort to form the closest possible liaison between Government departments dealing with Doukhobors, contact was made with a large number of officials in numerous departments. As a result, a definite policy has been evolved for future efforts in effecting registration of vital statistics among this minority. An additional representative for the Division was appointed in the latter part of 1946 and given a course of two months' duration in vital statistics work at the central office in Victoria. He commenced duties early in 1947.

Registration of Births.—Due to an increasing consciousness on the part of the public of the necessity for registration, practically all difficulty in obtaining birth registrations has ceased to exist, except among minority groups mentioned previously, those employed in seasonal work, or persons attempting to conceal illegitimate births. Physicians have remained very co-operative in forwarding notifications of live births and still-births. Hospitals, both public and private, have continued to send in regularly, and without exception, monthly returns of births, and in many instances are now supplying carbon copies of these reports to the District Registrars as a further aid in obtaining completeness of registration. The return from public, private, and elementary correspondence schools in the Province is still being used as a check on completeness of registration and continues to bring in a number of unregistered births, as well as make possible a certain number of legitimations, alterations of Christian names, and corrections. The commencement of family allowances has been a very great help in obtaining registrations with a minimum of delay and a maximum of completeness.

Registration of Deaths.—Registration of deaths has continued as in previous years and with little difficulty, except with Indians and Doukhobors. It is anticipated that this problem will be reduced in future due to the additional emphasis being placed on such records.

The first Province-wide return of burials and cremations, prepared by superintendents and managers of cemeteries, as required by section 17 of the "Vital Statistics Act," was instituted, commencing with the quarter July, 1946, to September, 1946, inclusive. The preparation of this report proved a ponderous task for larger cemeteries in the vicinity of Vancouver, therefore an alternative method of obtaining the same information was evolved and will be given a trial, commencing in January, 1947. Under the proposed new scheme practically all of the work hitherto placed on the cemetery offices will be eliminated with the use of a revised burial permit form.

Registration of Marriages.—Registration of marriages has not presented any new problems during 1946, and little difficulty has been encountered in obtaining registra-

tion, except among Indians and Doukhobors. In these latter instances steps have been taken to increase the completeness of registration during the coming year.

The policy of requiring return of completed marriage registers to the Division for checking is being continued. Each time a clergyman requests a new register, the old book is called in. As a result of this check, eighty-six delayed registrations of marriage were effected during the year under review. In cases where only a few marriages are entered, the registers are called in periodically rather than being allowed to remain out until they are filled. There are still many registers, issued a number of years ago, which cannot be located, but efforts are being continued to ascertain their whereabouts in order that they may be checked.

DELAYED REGISTRATIONS OF BIRTHS.

In 1946 the total number of delayed registrations of births investigated and subsequently ordered numbered 1,209, as against 1,160 in 1945. Of these, 942 were completed upon payment of the registration fee of $2, realizing a revenue of $1,884. There were 267 delayed birth registrations accepted free of charge in compliance with a special Order in Council which covered certificates for children whose parents were certified to be in destitute circumstances or in receipt of public assistance, as well as applications for delayed registrations for military purposes.

FRAUDULENT REGISTRATION OF BIRTHS.

Under section 13 of the "Vital Statistics Act" there were forty-seven cases of fraudulent or improper registration of births disposed of in 1946, as compared to the thirty-two cases that were looked into and cleared in 1945.

LEGITIMATION OF BIRTHS.

The provisions of the "Vital Statistics Act" whereby the birth of illegitimate children may be legitimated subsequent to the marriage of their natural parents were invoked in 169 cases during the year. When investigation concerning the facts of each case have been satisfactorily concluded, a substitute registration is filed, showing the child as legitimate from birth. The annual check of children entering school for the first time provides a means of intimating to natural parents who subsequently married the possibility of legitimating the birth of any offspring born prior to their marriage.

As a routine procedure, all cases of intended legitimation are referred to the Superintendent of Child Welfare to be checked, except in instances where both natural parents had acknowledged parentage by registering the birth promptly and by jointly signing the original document showing the child to be illegitimate.

STATUTORY NOTATIONS ENTERED.

Notations were made upon 462 registrations which had been filed previously. Alteration of Christian name of children under 12 years of age accounted for 110 notations, while errors involving spelling, dates, or incomplete answers resulted in the remainder.

SCHOOL-TEACHERS' RETURNS UNDER THE "VITAL STATISTICS ACT."

For the school-year 1945–46 reports were received from 1,162 teachers, from a total of 678 schools. This includes as many private schools in the Province as it has been possible to contact. Children in the elementary grades covered by these reports numbered 12,838, 9,179 of which were born in British Columbia and 3,659 of which were born elsewhere.

A thorough search has been made through birth records in an attempt to locate birth registrations for every child. Records pertaining to the year of birth given on each teacher's report were searched first. In cases where no record was found, a continued search was made through registrations preceding and subsequent years before the child was listed as unregistered.

The following table shows the results:—

TABLE 6.—SCHOOL-TEACHERS' RETURNS UNDER "VITAL STATISTICS ACT."

Born in British Columbia	9,179
Born outside British Columbia	3,659
Number registered	8,708
Number apparently not registered	471

Notices were sent to the parents of the 471 children who do not appear to have been registered. Of these, 18 were found never to have been registered, 93 were born outside the Province, 39 were registered on dates other than those reported in school, 157 were attending school under different surnames, 16 were attending school under different Christian names, while 9 were registered among Indians, 94 were not heard from, and 45 were not registered for other reasons.

Further checking is being carried out by the Division by means of follow-up letters in an attempt to increase the number of delayed registrations effected.

CHANGE OF NAME.

Three hundred and eighty-three applications for change of name were granted during the year, making a total of 993 names so dealt with since the "Change of Name Act" was assented to on December 6th, 1940. All applicants must be British subjects, 21 years or over, and domiciled in the Province.

Section 13 of the "Change of Name Act" specifies that notice had to be filed with the Division within three months after the Act was proclaimed of any changes of name in the twenty years prior to the passing of the Act of persons resident in the Province. Since that date 2,531 notices have been filed. In many instances certificates have been issued which have proved useful to people in helping to provide proof and explanation of their change of name at some date prior to December 6th, 1940.

The Division has continued to receive notices of change of name because the Act does not limit it from receiving such notices, although it is mandatory for persons who had changed their name to file notice within a three-month period.

ADOPTION ORDERS.

Notations of adoption were made on original birth registrations for the 402 adoptions ordered by the Supreme Court during the year. Of this number, 36 were for ex-Province adoptions of children born in British Columbia. A notation of adoption is made on each original registration, showing the name of the adopted child and its parents by adoption, the date of adoption, and place of adoption. Any certificate which is subsequently issued from the document is issued under the name by adoption of the child and does not give any indication of previous status.

Notices of adoption and of change of name ordered in British Columbia are forwarded to other Provinces concerned, and to certain States and countries, so that suitable notations of the event may be made on the registrations of that Province or State.

DECREES OF DISSOLUTION AND NULLITY OF MARRIAGE.

Divorces again showed a marked increase during the year. Copies of decrees of dissolution and nullity of marriage filed with the Division by the Registrars of the Supreme Court totalled 2,052, of which 2,005 were divorces, 38 were nullities, 7 legal separations, and 2 dismissals. Details of divorces pertaining to ex-Province marriages are sent to the Province of marriage in order that the necessary notations may be made on the original marriage registration.

NOTICE OF FILING OF A WILL.

Increasing use has been made by the public of the provisions of the "Wills Act Amendment Act, 1945," whereby notice of the filing of a will may be made to the Division of Vital Statistics. Such notices state the date and location of the will, and a search of the notices on file can be made by the Division upon proper application. Since the amendment was assented to on March 28th, 1945, 445 notices have been filed.

REGISTRATION OF MINISTERS AND CLERGYMEN.

In 1946 the Registrar granted 245 applications for registration, a decrease of 32 from the preceding year, while the number of cancellations was 215, as compared to 338 in 1945. The number on register at the end of the year was 1,398, an increase of 31 from last year's figure.

TABLE 7.—REGISTRATION OF MINISTERS AND CLERGYMEN.

	Permanent.	Temporary.	Total.
Total authorized during 1946	185	60	245
Total authorized from September 1st, 1930, to December 31st, 1946	2,950	647	3,597
Total cancelled during 1946	142	73	215
Total cancelled from September 1st, 1930, to December 31st, 1946	1,568	632	2,200
Number on register, December 31st, 1946	1,382	16	1,398

The registration of ministers and clergymen according to religious denomination at the end of 1945 and 1946 is given by Table 8.

TABLE 8.—REGISTRATION OF MINISTERS AND CLERGYMEN BY DENOMINATION.

Denomination.	1945.	1946.	Increase or Decrease.
Apostolic Church of the Pentecost	9	8	— 1
Baptist Churches	78	81	+ 3
British Columbia Evangelical Mission	2	1	— 1
Buddhist Churches of North America	5	5	.....
Catholic Apostolic Church	2	2	.....
Chaplaincy Service	3	3	.....
Christadelphians	3	3	.....
Christian Missionary Alliance	9	11	+ 2
Christian Reformed Church	1	2	+ 1
Church of Christ	2	4	+ 2
Church of England in Canada	236	232	— 4
Church of God	5	8	+ 3
Church of Jesus Christ of Latter-day Saints	4	3	— 1
Church of the Nazarene	13	13	.....
Church of the New Jerusalem	1	1	.....
Covenant Kingdom Ministry	2	1	— 1
Dr. Clem Davies' Ministry	2	2	.....
Doukhobor Sect	1	1	.....
Evangelical Free Church of North America	3	3	.....
Evangelical Mission Covenant Church of North America	3	4	+ 1
Evangelical Church, North-west Canada Conference	2	3	+ 1
Full Gospel Mission	8	11	+ 3
First Christian Church, Vancouver (Shelton Memorial)	2	2	.....
Free Church of England	7	7	.....
Free Church of Scotland	2	1	— 1
Free Methodist Church of North America	13	13	.....
Greek Orthodox Church	3	1	— 2
Holiness Movement	4	4	.....
International Foursquare Gospel Lighthouse	13	19	+ 6
Jewish	5	6	+ 1
Khalsa Diwan Society	1	4	+ 3
Liberal Catholic Church	6	5	— 1
Lutheran Churches	43	38	— 5
Mennonite Churches	52	56	+ 4
Methodist Episcopal Church (African)	1	1	.....
Moravian Church	3	3	.....
New Presbyterian Church	2	2	.....
Open Door Evangelistic Church	1	1	.....
Pentecostal Assemblies of Canada	58	60	+ 2
Pentecostal Holiness Church	10	12	+ 2
Plymouth Brethren	11	11	.....
Presbyterian Churches	57	62	+ 5
Reorganized Church of Jesus Christ of Latter-day Saints	18	18	.....
Roman Catholic Church	265	273	+ 8
Russian Orthodox Greek Catholic Church	2	2	.....
Salvation Army	32	36	+ 4
Seventh-day Adventists	8	11	+ 3
Shantymen's Christian Association	2	2	.....
Society of Friends	2	2	.....
Spiritualists (National and British Columbia Associations)	19	21	+ 2
Standard Church of America, Inc.	4	4	.....
Ukrainian (or Ruthenian) Greek Catholic Church	3	3	.....
Ukrainian Greek Orthodox Church of Canada	1	2	+ 1
Ukrainian Orthodox Church of America	1	1	.....
Unitarian Churches	1	1	.....
United Church of Canada	287	289	+ 2
Unity Metaphysical Centre	1	1	.....
Victoria Truth Centre	1	1	.....
Zion Tabernacle	4	4	.....
Peoples Fellowship	.....	1	+ 1
Totals	1,339*	1,382†	+43

* In addition there were 28 temporaries (4 Church of England, 1 Baptist, 4 United Church, 1 Presbyterian, 4 Roman Catholic, 1 Full Gospel Mission, 13 Chaplaincy Service).

† In addition there were 16 temporaries (2 Church of England, 4 Baptist, 3 United Church, 3 Roman Catholic, 1 Lutheran, 1 Free Methodist, 2 Chaplaincy Service).

ADMINISTRATION OF THE "MARRIAGE ACT."

Administration of the "Marriage Act" is one of the primary duties of the Division. Such matters as the qualifications of persons for marriage, caveats, adequate proof of divorce, proof of age and consent of parents for minors, presumption of death, and orders for remarriage are all included in the responsibilities of the Division.

The "Marriage Act" provides that ministers and clergymen must be duly registered with the Division to be eligible to perform marriages in the Province. The recognition of a religious denomination previously unregistered under the Act often involves considerable investigation into the background of the organization, its present status, and its possible continuance. Denominations of a "mushroom" type of growth are not registered. Once a denomination is recognized, any number of applications for registration of ministers and clergymen may be made by its governing authority. Every marriage registration is checked to ascertain if the marriage has been performed by a duly registered clergyman.

During the year no new denominations were registered, although one application was pending at the end of the year. Appointments granted to ministers totalled 328, a number of these being of a temporary nature covering short periods only. There were 132 cancellations due to deaths, transfers from the Province, etc.

PRESERVATION OF RECORDS.

Microfilm.—Microfilming of the registration records of the Division continued throughout the year. All birth, death, and marriage registrations are now preserved on microfilm. An offer has been made to all physicians in the Province whereby they may avail themselves, free of charge, of the microfilming facilities of this Division to ensure preservation of their medical records. Such records often furnish valuable evidence concerning delayed registration of births.

Current registrations are now microfilmed and the film dispatched to Ottawa weekly for use in compiling the National Register of Vital Records, under the terms of the agreement outlined in the Report for 1945.

In anticipation of the plan to issue positive enlargements from the microfilm to replace typed certificates, an enlarger has been acquired. A shortage of photographic paper suitable for the enlargements has delayed the inauguration of this scheme, but the supply situation is expected to improve in the coming year.

Filming of all indexes of the Division will be commenced shortly, and further applications of the microfilm technique are being considered. Wherever photographic copies can be used in place of typed transcripts, possible sources of error are eliminated.

DISTRICT REGISTRARS' OFFICES, ETC.

During the year a review of the definition of the boundaries of all the registration districts in the Province was made, and as a result certain boundaries were redefined. The purpose of this action was to make the boundaries of as many vital statistics districts as possible coincide with those of the school district, which are, or will be, boundaries of health districts also. Consolidations were made in instances where exceedingly few returns had been received from a district office, or where an office had been closed out previously but district boundaries had remained unchanged. Maps of redefined districts in the Kootenays have been draughted and forwarded to the District Registrars concerned, but those for the rest of the Province remain to be completed in 1947. At the close of the year the Division of Vital Statistics had eighty-two district offices and fourteen sub-offices. There are also eighteen Indian Agents acting as District Registrars for Indians.

Thirty-eight district offices and sub-offices and nine Indian Agencies were inspected during the year. In several cases visits constituted first inspection of the offices

concerned, and results showed that in a few instances much work will be required in replacing copies of registrations which have become lost or destroyed. Records for the last several years are almost invariably in good condition, but those of prior years in a few cases leave much to be desired. This indicates considerable improvement since regular inspections were instituted. Inspections proved worth while from both the standpoint of checking records kept in district offices and instructing the District Registrars and their deputies on points in connection with their work. In all instances the District Registrars and their deputies have shown an interest in this work, and the Division is keenly appreciative of their co-operation.

It has been invariably found that where records have been properly bound, rather than being allowed to accumulate on Shannon files or similar equipment, a much greater interest is taken in their preservation. With this in mind, many thousands of records have been brought into the central office, bound in full canvas, and returned. There are, however, many more records to be collected and bound at the earliest opportunity. A considerable amount of work is usually involved at the time such records are being checked at the central office of the Division, as it is then that missing registrations are replaced and other missing details are added from the original records. Such checking has also revealed among the District Registrars' records a number of original registrations which had hitherto never reached the central office and which are immediately indexed and placed on file.

MECHANICAL TABULATION.

The advantage of operating and controlling all the mechanical equipment used in the statistical functions of the Division was constantly demonstrated during the year. As well as handling an augmented volume of routine work, the mechanical tabulation department was able to meet a number of special assignments. Considerable progress was made in alphabetical punching and tabulating of a backlog of work built up by revision and standardization of the birth, death, and marriage indexes of the Division. A great amount of work still remains to be done before this project is completed.

The ready availability of mechanical equipment this year enabled the Division to undertake several statistical studies that otherwise would have been impossible, and in this respect the Division has been able to provide a higher standard of service to both the Department of Health and Welfare and the public at large.

Defects in the system of handling and processing the statistical work, sources of errors, and delay in the past were removed by centralization of mechanical tabulation, and greater efficiency was thereby attained.

The mechanical equipment of the Division comprises a horizontal and a counter sorter, three alphabetical key-punches, two alphabetical verifiers, and an alphabetical tabulator. In addition, the Division shares in the part-time use of a numeric key-punch.

THE VITAL STATISTICS COUNCIL FOR CANADA.

The second meeting of the Vital Statistics Council took place in Ottawa from May 9th to 11th, and the Director attended the session. The following is a summary of the most important resolutions:—

No. 9.—That a committee be set up to study the respective Marriage Acts with the intention of the draughting of a proposed model Marriage Act. The purpose of this resolution is to obtain uniformity between the Provinces and to eliminate confusion in the mind of the public.

No. 10.—That each Province study the advisability of requiring from an applicant for a change of name, certificate of birth and (or) marriage of each person included in the application. This resolution was passed because of the variation in the vital statistics records of the name of a person included in the application for a legal change of name.

No. 11.—That Provincial Registrars evolve a practical procedure of supplying to local health services and other official agencies current vital statistics information for their effective use.

Some progress has been made at the close of the year by the Division to supply the Central Vancouver Island Health Unit with current vital statistics data routinely on a weekly basis. If the procedure proves workable, it will be made Province-wide.

No. 13.—That copies of the records of adoption, divorce, and change of name be transmitted by each Province to the Province of birth and (or) marriage. This resolution was seen necessary inasmuch as allocation of all vital events records must be made to the Province where the birth occurred before the National Register of Vital Statistics can function efficiently.

No. 14.—It was felt that greater accuracy would result in the statement of cause of death on the registration of death if the statement of cause of death were not required to be shown on any certificate issued therefrom. Therefore, it was resolved that each Province issue regular certificates of death, omitting any statement of the cause of death, and that each Province study the advisability of adopting a confidential medical certificate of death.

No. 16.—That a limited trial be given to the tentative National divorce form in co-operation with the Vital Statistics Branch of the Dominion Bureau of Statistics.

LEGISLATION.

The "Change of Name Act."

A major amendment to this Act was made to permit a wife to apply to the Supreme Court to change her surname within two months after the date on which a decree for dissolution of marriage or annulment had been pronounced by the Judge, providing there is no issue of a marriage under 21 years of age. It is the duty of the District Registrar of the Supreme Court to transmit a copy of the decree or order to the Director. The Act was further amended by making it mandatory for the Director to cause a marginal notation of a change of name on a marriage registration which has been filed under the "Vital Statistics Act."

The "Court of Appeal Act."

An amendment was made to the foregoing Act whereby the time for appeal was reduced from three down to two months, where final judgment order or decree has been made. Hence, this amendment applied to divorces and had the effect of reducing the waiting period for divorced people wishing to be married again.

The "Marriage Act."

Some question had arisen regarding the validity of the marriages performed by G. Goloff, the special representative of the Division, who was employed to work among the Doukhobors. He had been appointed as a minister or clergyman between the 17th day of October, 1941, and the 26th day of April, 1945, as an official witness. The Act had the effect of making such marriages lawful and valid.

The "Wills Act."

Under the provisions of this Act, fees had previously been charged both for the filing of the notice and for a search. However, the Act was amended to eliminate the fee for filing notice.

GENERAL OFFICE ROUTINE.

The year 1946 experienced a continued rise in correspondence. Letters coming into the Division numbered 46,732, compared with 37,600 in 1945; letters going out

totalled 50,823, compared with 41,331 in 1945. In 1946 there were 23,932 ordinary revenue-producing searches costing 50 cents, while the total Province-wide searches costing $2 were 101. Revenue collected in the central office of the Division in Victoria under the "Vital Statistics Act" amounted to $31,166.29, as against $28,744.80 in 1945. In addition, $5,155 was collected under the "Marriage Act," compared with $5,260 in the previous year. The total revenue for the central office was $36,321.29. The comparable figure for 1945 was $34,004.

The total revenue collected for the whole Province for the calendar year 1946 amounted to $93,397.25, compared with $80,733.80 in 1945. The amount collected under the "Vital Statistics Act" totalled $42,250, as against $38,536.80 in 1945, while under the "Marriage Act" $51,147 was taken in, compared with $42,197 in the previous year.

The Division assisted the Dependents' Allowance Board in making 3,187 free searches to check statements on applications for allowances submitted by men in the armed forces. In 1945 these searches totalled 10,044.

Co-operation between this Division and the Dominion Bureau of Statistics continued in the matter of forwarding copies of all registrations of births, deaths, and marriages for the compilation of National vital statistics.

The Division of Vital Statistics continued to assist in editing and compiling the monthly bulletin of the Department of Health and Welfare.

PART III.—DETAILED TABLES OF BIRTHS, DEATHS, MARRIAGES, ADOPTIONS, AND DIVORCES IN BRITISH COLUMBIA, 1946.

(Classified by Place of Residence.)

TABLE 1.—GENERAL SUMMARY OF BIRTHS, DEATHS, AND MARRIAGES IN BRITISH COLUMBIA, BY CENSUS DIVISIONS, CITIES, AND VILLAGES OF 1,000 POPULATION AND OVER, BY PLACE OF RESIDENCE, 1946.

PROVINCE, DIVISIONS, CITIES, AND VILLAGES.	BIRTHS (Exclusive of Still-births).			DEATHS.									STILL-BIRTHS.	MARRIAGES.
				All Ages.			Under 1 Year.		1–4 Years.		5 Years and over.			
	Total.	M.	F.	Total.	M.	F.	M.	F.	M.	F.	M.	F.		
British Columbia	22,609	11,489	11,120	10,137	6,245	3,892	496	356	84	79	5,665	3,457	321	11,762
Division No. 1a	99	53	46	33	22	11	4	1	.....	1	18	9	.....	32
Division No. 1b	343	162	181	113	71	42	13	9	1	2	57	31	4	124
Division No. 1c	129	65	64	46	32	14	3	1	.....	.....	29	13	.....	52
Division No. 2a	99	52	47	38	21	17	1	3	1	.....	19	14	3	38
Division No. 2b	622	295	327	160	98	62	9	6	1	.....	88	56	7	229
Division No. 2c	504	265	239	247	168	79	9	5	2	2	157	72	8	234
Division No. 3a	949	501	448	346	200	146	22	14	1	3	177	129	18	457
Division No. 3b	537	259	278	171	109	62	6	9	.....	1	103	52	6	213
Division No. 3c	156	79	77	62	40	22	2	1	1	.....	37	21	1	30
Division No. 4a	2,958	1,501	1,457	1,217	766	451	57	27	12	8	697	416	43	1,336
Division No. 4b	9,156	4,636	4,520	4,435	2,685	1,750	144	114	25	20	2,516	1,616	112	6,282
Division No. 5a	2,984	1,513	1,471	1,549	938	611	60	38	10	12	868	561	40	1,501
Division No. 5b	58	33	25	52	26	26	3	4	.....	.....	23	22	4	9
Division No. 5c	460	235	225	125	77	48	8	6	1	.....	68	42	8	147
Division No. 5d	349	187	162	125	88	37	5	5	3	.....	80	32	6	120
Division No. 5e	81	43	38	44	25	19	5	4	.....	2	20	13	.....	13
Division No. 5f	155	85	70	52	28	24	3	6	1	.....	24	18	3	28
Division No. 6a	49	27	22	28	19	9	.....	2	.....	.....	19	7	2	8
Division No. 6b	198	103	95	79	55	24	5	4	1	.....	49	20	2	52
Division No. 6c	429	236	193	282	191	91	27	18	.....	2	164	71	9	200
Division No. 6d	19	11	8	5	3	2	1	1	.....	.....	2	1	.....	1
Division No. 6e	61	35	26	24	13	11	6	1	.....	1	7	9	.....	5
Division No. 6f	125	55	70	34	19	15	4	3	.....	.....	15	12	6	19
Division No. 7a	146	73	73	30	19	11	4	2	2	1	13	8	6	37
Division No. 7b	53	19	34	22	12	10	4	6	.....	.....	8	4	2	8
Division No. 7c	203	97	106	70	42	28	9	4	.....	2	33	22	2	47
Division No. 8a	182	87	95	76	59	17	3	5	1	1	55	11	3	97
Division No. 8b	62	32	30	20	15	5	1	.....	.....	.....	14	5	.....	12
Division No. 8c	49	24	25	25	12	13	4	4	.....	1	8	8	1	4
Division No. 8d	146	85	61	80	59	21	5	4	2	3	52	14	2	76
Division No. 8e	193	107	86	101	54	47	10	11	2	4	42	32	3	19
Division No. 8f	133	69	64	60	37	23	4	2	4	2	29	19	1	46
Division No. 8g	54	31	23	35	17	18	6	6	2	2	9	10	1	7
Division No. 9a	6	4	2	10	7	3	.....	1	.....	.....	7	2	.....	2
Division No. 9b	20	7	13	11	8	3	1	1	1	.....	6	2	1	5
Division No. 9c	43	19	24	43	25	18	9	5	4	2	12	11	2	6
Division No. 9d	323	171	152	143	100	43	15	6	1	3	84	34	5	144
Division No. 9e	62	39	23	18	9	9	4	3	.....	1	5	5	.....	3
Division No. 9f	52	22	30	28	18	10	3	4	3	1	12	5	2	3
Division No. 10a	10	5	5	7	3	4	1	2	.....	.....	2	2	.....	4
Division No. 10b	3	1	2	12	4	8	.....	.....	.....	1	4	7	.....	.....
Division No. 10c	127	58	69	19	12	7	4	2	1	1	7	4	4	27
Division No. 10d	222	108	114	60	39	21	12	6	1	.....	26	15	4	85
Cities—														
Alberni	113	54	59	26	14	12	1	1	1	.....	12	11	2	43
Chilliwack	153	68	85	63	31	32	2	3	.....	.....	29	29	3	147
Courtenay	80	44	36	13	7	6	1	2	.....	.....	6	4	3	34
Cranbrook	102	43	59	39	26	13	4	3	1	.....	21	10	.....	66
Duncan	116	56	60	28	17	11	1	.....	.....	.....	16	11	.....	61
Fernie	59	31	28	27	19	8	1	.....	.....	.....	18	8	.....	38
Grand Forks	65	34	31	21	13	8	.....	.....	.....	.....	13	8	.....	17
Kamloops	192	113	79	122	95	27	6	2	.....	.....	89	25	4	167
Kelowna	241	129	112	95	46	49	3	2	1	1	42	46	4	141
Ladysmith	71	33	38	29	20	9	.....	1	.....	.....	20	8	1	32
Nanaimo	230	121	109	116	74	42	6	5	1	1	67	36	2	195
Nelson	187	105	82	93	65	28	3	1	1	.....	61	27	3	149
New Westminster	564	269	295	252	141	111	7	6	.....	1	134	104	7	578
North Vancouver	453	237	216	151	87	64	7	3	3	1	77	60	8	152
Port Alberni	186	101	85	39	27	12	7	3	.....	.....	20	9	2	76

TABLE 1.—GENERAL SUMMARY OF BIRTHS, DEATHS, AND MARRIAGES IN BRITISH COLUMBIA, BY CENSUS DIVISIONS, CITIES, AND VILLAGES OF 1,000 POPULATION AND OVER, BY PLACE OF RESIDENCE, 1946—*Continued.*

PROVINCE, DIVISIONS, CITIES, AND VILLAGES.	BIRTHS (Exclusive of Still-births).			DEATHS.									STILL-BIRTHS.	MARRIAGES.
				All Ages.			Under 1 Year.		1–4 Years.		5 Years and over.			
	Total.	M.	F.	Total.	M.	F.	M.	F.	M.	F.	M.	F.		
Cities—*Continued.*														
Port Coquitlam	37	19	18	18	10	8	2	.....	.....	.....	8	8	2	28
Port Moody	27	18	9	15	12	3	.....	.....	1	.....	11	3	.....	11
Prince George	124	66	58	44	35	9	3	3	1	.....	31	6	1	89
Prince Rupert	197	99	98	72	57	15	2	1	.....	1	55	13	2	127
Revelstoke	73	39	34	29	14	15	1	3	1	.....	12	12	3	38
Rossland	98	49	49	25	12	13	1	1	1	.....	10	12	2	48
Trail	300	131	169	60	36	24	4	1	.....	.....	32	23	1	151
Vancouver	6,979	3,531	3,448	3,641	2,215	1,426	110	83	15	14	2,090	1,329	75	5,631
Vernon	196	107	89	69	41	28	6	6	.....	2	35	20	4	175
Victoria	1,211	617	594	742	423	319	26	15	3	6	394	298	16	915
Villages—														
Creston	68	35	33	26	15	11	2	2	.....	.....	13	9	.....	26
Mission	87	46	41	27	20	7	3	.....	.....	.....	17	7	3	65

TABLE 1A.—GENERAL SUMMARY OF BIRTHS, DEATHS, AND MARRIAGES IN BRITISH COLUMBIA BY CENSUS DIVISIONS, INCLUDING CITIES AND VILLAGES OF 1,000 POPULATION AND OVER, BY PLACE OF OCCURRENCE, 1946.

Detailed information under this heading may be secured on request, if reason is sufficiently urgent.

TABLE 2.—BIRTHS (EXCLUSIVE OF STILL-BIRTHS) BY MONTHS, CLASSIFIED AS RURAL AND URBAN IN EACH CENSUS DIVISION, BRITISH COLUMBIA, 1946.

Detailed information under this heading may be secured on request, if reason is sufficiently urgent.

TABLE 3.—TOTAL LIVE BIRTHS AND LIVE BIRTHS IN INSTITUTIONS, BY PLACE OF OCCURRENCE AND PLACE OF RESIDENCE OF MOTHERS, BRITISH COLUMBIA, 1946.

ALL LIVE BIRTHS.

PROVINCE.	Place of Occurrence.	Mothers' Residence elsewhere.		Births to Resident Mothers occurring elsewhere.		Place of Residence.
		In Canada.	In United States.	In Canada.	In United States.	
British Columbia	22,626	120	50	133	20	22,609
BIRTHS IN INSTITUTIONS.						
British Columbia	21,493	118	49	129	15	21,470

TABLE 4.—TOTAL LIVE BIRTHS AND LIVE BIRTHS IN INSTITUTIONS IN CITIES OF 5,000 POPULATION AND OVER, BY PLACE OF OCCURRENCE AND PLACE OF RESIDENCE OF MOTHERS, BRITISH COLUMBIA, 1946.

ALL LIVE BIRTHS.

CITIES.	Place of Occurrence.	Mothers' Residence elsewhere.		Births to Resident Mothers occurring elsewhere.		Place of Residence.
		In Canada.	In United States.	In Canada.	In United States.	
Kamloops	416	230	1	7	....	192
Kelowna	416	188	....	13	....	241
Nanaimo	387	166	....	9	....	230
Nelson	299	122	....	10	....	187
New Westminster	1,740	1,261	1	86	....	564
North Vancouver	528	172	....	97	....	453
Prince Rupert	285	94	2	8	....	197
Trail	404	114	....	10	....	300
Vancouver	8,859	1,963	17	94	6	6,979
Vernon	335	147	....	8	....	196
Victoria	2,159	972	7	31	....	1,211
BIRTHS IN INSTITUTIONS.						
Kamloops	415	229	1	7	....	192
Kelowna	411	187	....	13	....	237
Nanaimo	383	165	....	9	....	227
Nelson	298	122	....	10	....	186
New Westminster	1,733	1,255	1	86	....	563
North Vancouver	526	170	....	97	....	453
Prince Rupert	282	93	2	7	....	194
Trail	402	113	....	10	....	299
Vancouver	8,796	1,958	17	92	4	6,917
Vernon	332	146	....	8	....	194
Victoria	2,153	970	7	30	....	1,206

TABLE 5.—LEGITIMATE AND ILLEGITIMATE BIRTHS (EXCLUSIVE OF STILL-BIRTHS) FOR THE PROVINCE AND CITIES OF 5,000 POPULATION AND OVER, BY PLACE OF RESIDENCE OF MOTHERS, BRITISH COLUMBIA, 1946.

PROVINCE AND CITIES.	TOTAL BIRTHS.			LEGITIMATE.			ILLEGITIMATE.		
	Total.	M.	F.	Total.	M.	F.	Total.	M.	F.
Total for British Columbia	22,609	11,489	11,120	21,347	10,804	10,543	1,262	685	577
Cities of 5,000 and over	10,750	5,459	5,291	10,197	5,156	5,041	553	303	250
Kamloops	192	113	79	178	102	76	14	11	3
Kelowna	241	129	112	224	123	101	17	6	11
Nanaimo	230	121	109	221	118	103	9	3	6
Nelson	187	105	82	179	100	79	8	5	3
New Westminster	564	269	295	544	259	285	20	10	10
North Vancouver	453	237	216	442	230	212	11	7	4
Prince Rupert	197	99	98	182	92	90	15	7	8
Trail	300	131	169	292	128	164	8	3	5
Vancouver	6,979	3,531	3,448	6,604	3,324	3,280	375	207	168
Vernon	196	107	89	182	97	85	14	10	4
Victoria	1,211	617	594	1,149	583	566	62	34	28

TABLE 6.—MULTIPLE BIRTHS CLASSIFIED TO SHOW NUMBER OF CHILDREN BORN ALIVE AND STILL-BORN BY SEX, BY PLACE OF RESIDENCE OF MOTHERS, BRITISH COLUMBIA, 1946.

CLASSIFICATION OF BIRTHS.		Total.
Twin births		208
Two males (both living)		71
One male and one female (both living)		75
Two females (both living)		53
One male living and one male still-born		2
One female living and one female still-born		2
Two males (both still-born)		3
One male and one female (both still-born)		2
Total multiple births	No.	208
,,	M.	229
,,	F.	187
Total single live births	No.	22,207
,,	M.	11,270
,,	F.	10,937
Total single still-births	No.	307
,,	M.	172
,,	F.	135
Total confinements		22,722

TABLE 7.—BIRTHS (EXCLUSIVE OF STILL-BIRTHS) CLASSIFIED ACCORDING TO AGES OF PARENTS, BY PLACE OF RESIDENCE OF MOTHERS, BRITISH COLUMBIA, 1946.

AGE OF FATHER.	TOTAL FATHERS.	AGE OF MOTHER.																																									
		12	13	14	15	16	17	18	19	20	21	22	23	24	25	26	27	28	29	30	31	32	33	34	35	36	37	38	39	40	41	42	43	44	45	46	47	48	49	50 and over.	Not stated.
Under 16 years																																											
16 years	1							1																																			
17 ,,	15					2	7	2	1	1	1	1																															
18 ,,	32				2	4	5	14	4	3																																	
19 ,,	122					5	13	36	25	16	15	6	4	2																													
20 ,,	203			1		3	7	35	47	43	27	18	13	1	2	1		2	1			1								1													
21 ,,	422				1	5	15	52	71	79	85	44	26	21	9	4	2	3	1	2			1									1											
22 ,,	600					4	13	29	87	113	114	110	59	29	21	12	6		1		1		1																				
23 ,,	850				1	2	9	31	79	111	130	157	124	82	55	29	16	8	5	2	4	1	2	1			1																
24 ,,	1,056					1	11	38	72	109	112	148	177	164	100	60	20	17	14	2	3	1	4	1		1				1													
25 ,,	1,183					1	10	15	42	85	132	163	160	193	157	98	51	26	17	12	7	6	3		3		1			1													
26 ,,	1,280					4	5	21	34	66	114	131	171	178	183	155	79	56	38	19	12	6	1	1	3	3																	
27 ,,	1,135						4	11	27	44	80	98	128	144	186	135	100	66	33	27	18	12	13	4		2	1	1															1
28 ,,	1,090					2	4	13	22	22	68	86	88	132	161	129	99	101	66	40	17	19	4	10	3	3		1															
29 ,,	1,179						3	7	10	27	52	50	87	104	131	141	151	133	103	78	36	23	17	9	7	1	2	1	2	3		1											
30 ,,	1,237						2	6	15	25	33	52	77	108	130	152	115	120	110	99	90	34	26	14	7	9	6	3	3	1													
31 ,,	1,207				1		1	3	10	22	34	54	52	70	94	119	113	113	135	118	120	72	29	19	16	4	6				1	1											
32 ,,	1,156						3	4	6	18	17	26	47	76	79	96	98	95	126	129	105	109	48	28	20	11	8	3	2	2													
33 ,,	1,072							2	7	8	16	29	47	51	82	77	78	98	105	107	93	107	63	32	23	22	11	5	2	3	2	1		1									
34 ,,	966						1	4	2	9	13	24	27	41	49	57	53	72	79	105	93	94	78	59	44	30	11	11	3	5	1				1								
35 ,,	821							2	2	5	18	17	18	29	40	50	51	41	59	81	78	90	75	59	41	24	16	10	8	4	1			2									
36 ,,	768					1			3	5	16	10	26	21	31	42	38	53	56	60	68	72	52	57	55	51	23	12	7	6	2			1									
37 ,,	677							2	1	1	8	13	8	22	23	32	45	56	4[illegible]	58	54	59	47	48	47	39	31	23	9	4	2			1	1								
38 ,,	658							1	3	4	12	10	9	11	19	26	36	27	46	45	51	57	54	53	52	38	39	38	14	6	3	2	1			1							
39 ,,	545							2	1		6	3	6	15	14	18	21	27	37	28	44	32	47	38	40	43	39	40	22	8	9	3	1	1									
40 ,,	494								3	4	2	3	11	13	14	18	25	19	24	35	40	27	42	33	35	35	31	30	14	23	4	7	2										
41 ,,	379					1			2	2	3	5	4		11	13	12	25	14	15	21	43	33	27	30	28	22	21	18	13	13	1	2										
42 ,,	397								1	2	3	2	4	7	5	10	19	15	23	20	21	32	18	30	34	30	24	24	26	21	11	8		4	3								
43 ,,	317										2	4	4	5	8	8	5	11	12	15	18	28	26	13	18	19	27	20	19	18	10	16	6	2	2							1
44 ,,	219							1	1		2	4		3	1	4	10	9	4	8	18	14	14	5	13	14	17	16	15	20	10	10	2	3	1								
45 ,,	240									4		2	3	2	5	3	12	5	5	10	12	11	19	16	27	22	13	20	12	10	9	10	6	1	1								
46 ,,	222				1							1	3	3	1	4	6	4	6	8	11	17	16	19	18	13	17	19	7	9	10	13	7	3	3	2	1						
47 ,,	105						1				1			1	2	1	7	5	5	2	3	2	4	5	3	11	11	9	6	9	5	3	3	2	1	3							
48 ,,	125							1				1	4			2	1	7	3	2	6	9	8	9	8	4	3	14	8	10	12	6	2	1		3	1						
49 ,,	102									1	1		1	1	4	2	2	3	4	3	4	6	5	7	1	5	7	7	6	11	8	2	2	5	3	1							
50 ,,	92									1	1				1	1	7			8	3	3	4	4	6	7	7	8	3	8	7	7	2		2	1	1						
51 ,,	53						1							2		1	1		1		5	1	4	3	3	4	4	4	5	3	1	4	5		1							
52 ,,	57										1				3	1		4	1	1	1	5	2	2	6	2	3	3	4	4	2	8	2	1	1							
53 ,,	41													2	2		1		1		1	2	1	2	3	4		3	3	5	2	3	2		1	1	1	1				
54 ,,	35												2			1	1	1			2	1		1	6	2		1	2	4	2	2	3	2	2							
55 ,,	27											2		2		2	1		1	1			3	1	1	1	4		1	2		2			1	2						
56 ,,	24																			2		2				4	4	1	3		1	2	3	1							1	
57 ,,	33													1						2	3		4	2	2	2	2	3	3	2		2	3	1							1	
58 ,,	21													1	1		1				3	2		1		2	1		2	1	1	1		1	1	1	1					
59 ,,	17																1		2	1		1	1		2		3		3	3												
60 ,,	17													2		1					1		3			1	1	2		2	1	2							1			
61 ,,	4																											1				2		1								
62 ,,	13																	1								2			1	2	3			1	2							
63 ,,	5												1									1							1	1	1											
64 ,,	5												1									1									1	1				1						
65 years and over	24											1		1		1	1		1	1			2		3	2	2	4	1			2			1					1		
Not stated	4													1					1																							2
Children born to—																																											
Married mothers	21,347			1	6	35	115	333	578	830	1119	1275	1392	1541	1624	1506	1285	1223	1183	1146	1067	1003	774	613	580	495	398	358	235	227	135	123	54	35	27	17	5	1	1	3	4
Unmarried mothers	1,262		2	11	20	34	57	87	139	113	94	93	81	76	68	63	46	31	35	25	22	24	24	22	13	25	14	8	9	4	3	8	4		1	1		1		1	3
All mothers	22,609		2	12	26	69	172	420	717	943	1213	1368	1473	1617	1692	1569	1331	1254	1218	1171	1089	1027	798	635	593	520	412	366	244	231	138	131	58	35	28	18	5	2	1	4	7

TABLE 8.—BIRTHS (EXCLUSIVE OF STILL-BIRTHS) CLASSIFIED ACCORDING TO RACIAL ORIGIN OF PARENTS, BY PLACE OF RESIDENCE OF MOTHERS, BRITISH COLUMBIA, 1946.

RACIAL ORIGIN OF FATHER.	TOTAL FATHERS.	RACIAL ORIGIN OF MOTHER.																																	
		English.	Irish.	Scottish.	Other British.	Austrian.	Bulgarian.	Czech and Slovak.	Danish.	Finnish.	French.	German.	Greek.	Hungarian.	Icelandic.	Italian.	Lithuanian.	Netherland.	Norwegian.	Polish.	Romanian.	Russian.*	Swedish.	Ukrainian.†	Yugoslavic.	Other European.	Chinese.	Hindu (East Indian).	Japanese.	Syrian.	Other Asiatic.	Indian.	Jewish.	Negro.	Other Races.	Unspecified.
British	14,346	6,567	1,930	3,004	238	66	3	51	75	42	414	399	3	42	43	110	5	276	306	129	23	138	241	136	19	17	2		1	2		37	3		2	22
English	7,552	4,027	844	1,342	103	36	2	22	33	20	196	196	1	21	22	55	4	141	136	65	14	53	114	56	10	8	1		1	2		16	2			9
Irish	2,590	912	517	510	53	9		14	23	5	92	86	1	10	11	28		60	68	31	4	41	47	39	6	7	1					7			1	7
Scottish	3,875	1,507	528	1,086	63	20	1	12	19	16	101	110	1	9	9	24	1	65	94	32	4	40	73	38	3	2						11			1	5
Other	329	121	41	66	19	1		3		1	25	7		2	1	3		10	8	1	1	4	7	3								3	1			1
European	5,508	1,323	548	677	49	57	1	43	49	44	339	450	14	52	24	148	1	355	209	148	22	379	167	303	45	13				3		22	1	3	1	18
Austrian	149	36	15	24		23		3	1		3	13		2	1	2		6	2	3	2	5	1	5												2
Bulgarian	1	1																																		
Czech and Slovak	82	20	6	12	1	1		19			2	3		1		1		2	2	2		6		4												
Danish	163	58	14	30	4	1			14	1	2	5			1	3		5	6	4		2	7	4												2
Finnish	104	33	8	17	2	1				22	4	1		1		1			4	2		1	5	1								1				
French	779	234	99	101	9	2	1	7	3	3	180	31		4	1	7		20	17	10	2	10	13	15	2	1						5		1		1
German	826	184	71	110	7	5		3	1	3	29	272		3	1	18		18	22	13	4	14	16	20	2	4				1		3				2
Greek	21	3	3	3		1							9						1							1										
Hungarian	92	12	2	9		1		2	1		3	5		33				3	2	4		3	3	3	5											1
Icelandic	64	15	7	12	1	1			1	1	2	1			14	1			2			1	3	2												
Italian	284	65	27	35	3	3			2	1	7	10	1	2	2	94		5	1	7	1	2	10	4								1				1
Lithuanian	13	4	1	1					1	1	1	1										3														
Netherland	615	136	64	59	5	5			6		18	24				5	1	240	16	5		11	9	6	1	1							1			2
Norwegian	522	145	71	76	8	2		2	6	4	26	19	2	2	1	3		11	90	3	2	9	25	8	2							3		1		1
Polish	290	77	26	30	1	6		3	1		14	12	1	2		1		9	4	51	4	20	6	19		1										2
Romanian	47	8	6	8		1				1	2	2						1	1	3	5	3	1	1	2	1				1						
Russian*	505	83	31	34		2		1	3	2	4	17				4		8	5	12		263	9	17	3	2				1		1				3
Swedish	461	133	57	77	5				8	2	27	19			3	3		19	27	6	1	5	55	5		2						5			1	1
Ukrainian†	392	58	30	29	2	1		3		1	12	12	1	1		3		5	6	19	1	15	4	188	1											
Yugoslavic	63	6	5	7		1			1	1		2		1		2		2	1	2		6			26											
Other	35	12	5	3	1					1	3	1						1		2				1	1							3		1		
Asiatic	420	14	6	4	1	1					1	1										2					100	21	261	1		6		1		
Chinese	122	5	3	2		1						1										1					100		4			5				
Hindu (East Indian)	30	4	2	1	1																							21						1		
Japanese	261	4																											257							
Syrian	5	1		1							1											1								1						
Other	2		1																													1				
Indian	944	4	1								1	1				1																936				
Jewish	75	4	3	2										1					1														64			
Negro	6																																	6		
Other races																																				
Unspecified	48	19	7	5		1					2	1						1	1	1				1												9
Children born to married mothers...T.	21,347	7,931	2,495	3,692	288	125	4	94	124	86	757	852	17	95	67	259	6	632	517	278	45	519	408	440	64	30	102	21	262	6		1,001	68	10	3	49
" " " ...M.	10,804	4,026	1,243	1,865	136	68	1	48	54	45	371	429	7	52	38	132	3	331	236	133	31	250	206	231	29	19	50	13	130	3		526	34	8	3	23
" " " ...F.	10,543	3,905	1,252	1,827	152	57	3	46	70	41	386	423	10	43	29	127	3	301	251	145	14	269	202	209	35	11	52	8	132	3		475	34	2		26
Children born to unmarried mothers T.	1,262	295	130	158	15	9		4	9	5	55	45	1	3	2	13		39	24	18	3	38	15	47	3	4	5		5	1		304		3		9
" " " ...M.	685	166	67	88	10	5		2	6	3	31	23	1	1		8		23	10	7	1	19	8	25	2	2	4		2	1		165		1		4
" " " ...F.	577	129	63	70	5	4		2	3	2	24	22		2	2	5		16	14	11	2	19	7	22	1	2	1		3			139		2		5
Children born to all mothers...T.	22,609	8,226	2,625	3,850	303	134	4	98	133	91	812	897	18	98	69	272	6	671	541	296	48	557	423	487	67	34	107	21	267	7		1,305	68	13	3	58
" " " ...M.	11,489	4,192	1,310	1,953	146	73	1	50	60	48	402	452	8	53	38	140	3	354	276	140	32	269	214	256	31	21	54	13	132	4		691	34	9	3	27
" " " ...F.	11,120	4,034	1,315	1,897	157	61	3	48	73	43	410	445	10	45	31	132	3	317	265	156	16	288	209	231	36	13	53	8	135	3		614	34	4		31

* Including races of U.S.S.R. † Including all Ruthenian Russians.

TABLE 9.—BIRTHS (EXCLUSIVE OF STILL-BIRTHS) CLASSIFIED ACCORDING TO BIRTHPLACES OF PARENTS, BY PLACE OF RESIDENCE OF MOTHERS, BRITISH COLUMBIA, 1946.

BIRTHPLACE OF FATHER.	TOTAL FATHERS.	BIRTHPLACE OF MOTHER.																																								
		CANADA.										BRITISH ISLES.					BRITISH POSS.		EUROPE.																	ASIA.						
		Prince Edward Island.	Nova Scotia.	New Brunswick.	Quebec.	Ontario.	Manitoba.	Saskatchewan.	Alberta.	British Columbia.	Prov. unspec.	England.	Ireland.	Scotland.	Wales.	Other.	Newfoundland.	Other.	Austria.	Belgium.	Czechoslovakia.	Denmark.	Finland.	France.	Germany.	Hungary.	Italy.	Netherlands.	Norway.	Poland.	Romania.	Russia (U.S.S.R.).	Sweden.	Yugoslavia.	Other.	China.	Japan.	Other.	United States.	Other American Countries.	Other Countries.	Unspecified.
Canada	16,307	33	182	92	181	719	1,182	2,869	1,993	6,642	16	943	91	354	57	7	39	48	9	10	16	13	6	11	24	15	14	16	42	51	6	56	18	11	9	13	18	1	480	8	1	1
Prince Edward Island	38	3			3	1	2	7	3	11		7																											1			
Nova Scotia	218	1	20	2	1	13	11	28	27	70		16	3	9	1								1						1							1	1		12			
New Brunswick	130	2	3	18	3	7	3	17	14	35		13		2			1	1								1			1									1	8			
Quebec	259		2	2	30	11	19	37	32	85	1	14	1	8	1		1	2						1					1	1	1								9			
Ontario	1,132	2	16	6	21	168	99	192	138	321		60	8	24	2	2	3	5			2			1	1	2	1	2	2	3	1	1	1				1		46		1	
Manitoba	1,628	3	17	13	13	68	365	293	185	427		105	5	33	5	1	4	2			1	2		1	4	1	1	2	5	9		9	2	1	2	1			47	1		
Saskatchewan	3,109	7	26	15	24	119	192	1,156	309	815	3	157	14	66	9	1	8	7	2	2	5	1	2	2	8	3		5	8	13	2	25	2	5	4	1			89	2		
Alberta	2,312	4	33	11	16	87	123	357	566	741	3	150	17	52	11	1	3	7	1	5	2	2		2	4	3		1	4	12		9	5	1	1	2			75	1		
British Columbia	7,460	11	75	25	69	245	368	780	719	4,133	2	420	41	160	28	2	19	24	6	3	6	7	3	4	7	5	12	6	19	13	2	12	8	4	2	8	15		192	4		1
Province unspecified	21				1			2		4	7	1	2									1							1								1		1			
British Isles	2,350	2	26	11	31	116	197	321	276	801	4	279	21	112	14	2	8	9	1	2	1		2	3	3	1		4	5	3		6	3			3			82	1		
England	1,432	2	8	2	22	76	115	198	160	489	3	196	8	56	9	1	7	8					1		2			2	4	3		3	2			3			51	1		
Ireland	171		4	3	2	12	16	32	20	46		12	7	4	2					1												1							9			
Scotland	645		8	4	6	25	61	76	82	234	1	61	6	52	1		1	1			1		1	1	1	1						2	1						18			
Wales	90		5	2	1	3	4	12	11	29		10			2				1	1				2				2	1										4			
Other	12		1				1	3	3	3						1																										
British Possessions	139		1	2	2	6	7	20	8	45		13		4	1		3	19														1		1	3			3			
Newfoundland	31				2	2	1	6	1	8		4		2			3															1		1								
Other	108		1	2		4	6	14	7	37		9		2	1			19																		3			3			
Europe	1,508	1	14	3	7	36	100	278	160	305	2	54	5	16	1		4	3	7	1	21	7	11	1	30	14	21	16	24	52	6	184	10	27	22	4			61			
Austria	54				1	2	5	12	7	8									3	1	2				3	1				3		2		2	1				1			
Belgium	16					1	3	5	1	5																													1			
Czechoslovakia	42						1	7	1	5	1	6		1					1		17																		2			
Denmark	74		1			3	3	13	9	20		9		2								6	1				1						1						5			
Finland	45		1	2			1	9	2	19								1					7																3			
France	16				1		2	3	1	6		1													1														1			
Germany	109		1		1	5	6	17	15	23		5		2	1				1						14					2	1	7		1	3				4			
Hungary	43		1			2	2	10	4	5				1			1				1				1	11		1				1		2								
Italy	88	1	2			2		9	4	38		3	1				1								2		19			1									5			
Netherlands	57					4	8	7	5	10		6		2														14				1										
Norway	178		2		1	5	9	30	26	55	1	9		2				1						1					22					1	1				12			
Poland	143		1		1	4	12	26	17	23		5	1	1				1							3					39	2	6							1			
Romania	34						6	11	5	3				1																2	3			1					2			
Russia (U.S.S.R.)	350		2	1	2	2	28	70	27	21		1		1			2		1		1				3	1				5		164		1	1	3			13			
Sweden	142		3			2	10	32	21	44		5	2									1	1		1				2				8		1				9			
Yugoslavia	49					1	1	5	7	8			1	1									1		1		1	1				1		19					1			
Other	68					3	3	12	8	12		4		2					1				1		1	1						2	1		15	1			1			
Asia	222					2	2	2	8	118	8	3						2						1								1				5	69		1			
China	68					1	2	1	5	47		2						2						1								1				5	1					
Japan	150					1			1	70	8	1																									68		1			
Other	4							1	2	1																																
United States	804		6	7	14	27	37	176	126	230	3	38	6	17	3	1		3	1		1				3		1		4	4		6	2	1	1	1			85			
Other American countries	12				1	2		2		3		1		1													1												1			
Other countries																																										
Unspecified	5					1	1	1	1	1																																
Children born to—																																										
Married mothers	21,347	36	239	115	236	909	1,526	3,669	2,572	8,145	33	1,331	123	504	76	10	54	84	18	13	39	20	19	16	60	30	37	36	75	110	12	254	33	39	33	29	87	1	713	9	1	1
Unmarried mothers	1,262		7	6	6	56	73	207	156	627		41	6	8	2		3	1	1			2	2		1	1		2	1	8		6	3	1		1	1		28			5
All mothers	22,609	36	246	121	242	965	1,599	3,876	2,728	8,772	33	1,372	129	512	78	10	57	85	19	13	39	22	21	16	61	31	37	38	76	118	12	260	36	40	33	30	88	1	741	9	1	6

TABLE 10.—DEATHS OF CHILDREN UNDER ONE YEAR (EXCLUSIVE OF STILL-BIRTHS) BY MONTHS, CLASSIFIED AS RURAL AND URBAN IN EACH CENSUS DIVISION, BRITISH COLUMBIA, 1946.

Detailed information under this heading may be secured on request, if reason is sufficiently urgent.

TABLE 11.—TOTAL DEATHS (EXCLUSIVE OF STILL-BIRTHS) AND DEATHS IN INSTITUTIONS OF CHILDREN UNDER ONE YEAR OF AGE, BY PLACE OF OCCURRENCE AND PLACE OF RESIDENCE, BRITISH COLUMBIA, 1946.

ALL DEATHS UNDER ONE YEAR.

PROVINCE.	Place of Occurrence.	Residence elsewhere.		Deaths of Residents occurring elsewhere.		Place of Residence.
		In Canada.	In United States.	In Canada.	In United States.	
British Columbia	850	2	2	4	2	852
DEATHS IN INSTITUTIONS.						
British Columbia	644	2	2	4	2	646

TABLE 12.—TOTAL DEATHS (EXCLUSIVE OF STILL-BIRTHS) AND DEATHS IN INSTITUTIONS OF CHILDREN UNDER ONE YEAR OF AGE, IN CITIES OF 5,000 POPULATION AND OVER, BY PLACE OF OCCURRENCE AND PLACE OF RESIDENCE, BRITISH COLUMBIA, 1946.

ALL DEATHS UNDER ONE YEAR.

CITIES.	Place of Occurrence.	Residence elsewhere.		Deaths of Residents occurring elsewhere.		Place of Residence.
		In Canada.	In United States.	In Canada.	In United States.	
Kamloops	18	9	1	....	....	8
Kelowna	8	4	....	1	....	5
Nanaimo	16	6	....	1	....	11
Nelson	6	2	....	....	....	4
New Westminster	39	29	....	3	....	13
North Vancouver	8	2	....	4	....	10
Prince Rupert	19	16	....	....	....	3
Trail	8	3	....	....	....	5
Vancouver	249	57	....	1	....	193
Vernon	18	6	....	....	....	12
Victoria	66	26	....	1	....	41
DEATHS IN INSTITUTIONS.						
Kamloops	18	9	1	....	....	8
Kelowna	8	4	....	....	....	4
Nanaimo	16	6	....	1	....	11
Nelson	6	2	....	....	....	4
New Westminster	39	29	....	3	....	13
North Vancouver	8	2	....	4	....	10
Prince Rupert	17	15	....	....	....	2
Trail	8	3	....	....	....	5
Vancouver	229	56	....	1	....	174
Vernon	16	5	....	....	....	11
Victoria	65	26	....	....	....	39

TABLE 13.—DEATHS OF CHILDREN UNDER ONE YEAR (EXCLUSIVE OF STILL-BIRTHS) BY AGE AT DEATH, BY PLACE OF RESIDENCE, BRITISH COLUMBIA, 1946.

AGES.		No.
All infants	Total	852
,,	M.	496
,,	F.	356
Under 1 day	Total	223
,,	M.	126
,,	F.	97
1 day	Total	71
,,	M.	43
,,	F.	28
2 days	Total	41
,,	M.	25
,,	F.	16
3 days	Total	22
,,	M.	16
,,	F.	6
4 days	Total	17
,,	M.	10
,,	F.	7
5 days	Total	19
,,	M.	10
,,	F.	9
6 days	Total	14
,,	M.	10
,,	F.	4
Under 1 week	Total	407
,,	M.	240
,,	F.	167
1 week and under 2 weeks	Total	36
,, ,,	M.	18
,, ,,	F.	18
2 weeks and under 3 weeks	Total	30
,, ,,	M.	16
,, ,,	F.	14
3 weeks and under 1 month	Total	27
,, ,,	M.	19
,, ,,	F.	8

AGES.		No.
Under 1 month	Total	500
,,	M.	293
,,	F.	207
1 month and under 2 months	Total	48
,, ,,	M.	29
,, ,,	F.	19
2 months and under 3 months	Total	46
,, ,,	M.	30
,, ,,	F.	16
3 months and under 4 months	Total	47
,, ,,	M.	26
,, ,,	F.	21
4 months and under 5 months	Total	50
,, ,,	M.	27
,, ,,	F.	23
5 months and under 6 months	Total	39
,, ,,	M.	19
,, ,,	F.	20
6 months and under 7 months	Total	32
,, ,,	M.	14
,, ,,	F.	18
7 months and under 8 months	Total	24
,, ,,	M.	18
,, ,,	F.	6
8 months and under 9 months	Total	20
,, ,,	M.	10
,, ,,	F.	10
9 months and under 10 months	Total	17
,, ,,	M.	12
,, ,,	F.	5
10 months and under 11 months	Total	18
,, ,,	M.	12
,, ,,	F.	6
11 months and under 12 months	Total	11
,, ,,	M.	6
,, ,,	F.	5

TABLE 14.—DEATHS OF CHILDREN UNDER ONE YEAR (EXCLUSIVE OF STILL-BIRTHS) CLASSIFIED ACCORDING TO RACIAL ORIGIN, BY PLACE OF RESIDENCE, BRITISH COLUMBIA, 1946.

RACIAL ORIGIN.	No.
British	433
English	242
Irish	77
Scottish	105
Other	9
European	166
Austrian	9
Bulgarian	.....
Czech and Slovak	1
Danish	2
Finnish	3
French	27
German	28
Greek	1
Hungarian	3
Icelandic	4
Italian	9
Lithuanian	1
Netherland	13
Norwegian	13
Polish	9

RACIAL ORIGIN.	No.
European—*Continued.*	
Romanian	2
Russian (races of U.S.S.R.)	15
Swedish	10
Ukrainian*	11
Yugoslavic	3
Other	2
Asiatic	18
Chinese	6
Hindu (East Indian)	1
Japanese	11
Syrian	.....
Other	.....
Indian	221
Jewish	2
Negro	.....
Other races	1
Unspecified	11
All origins	852

* Including all Ruthenian Russians.

TABLE 15.—DEATHS OF CHILDREN UNDER ONE YEAR (EXCLUSIVE OF STILL-BIRTHS) CLASSIFIED ACCORDING TO BIRTHPLACES OF PARENTS, BY PLACE OF RESIDENCE, BRITISH COLUMBIA, 1946.

BIRTHPLACE OF FATHER.	TOTAL FATHERS.	BIRTHPLACE OF MOTHER.																																							
		CANADA.										BRITISH ISLES.					BRITISH POSS.		EUROPE.															ASIA.						
		Prince Edward Island.	Nova Scotia.	New Brunswick.	Quebec.	Ontario.	Manitoba.	Saskatchewan.	Alberta.	British Columbia.	Prov. unspec.	England.	Ireland.	Scotland.	Wales.	Other.	Newfoundland.	Other.	Austria.	Belgium.	Czechoslovakia.	Denmark.	Finland.	France.	Germany.	Hungary.	Italy.	Netherlands.	Norway.	Poland.	Romania.	Russia (U.S.S.R.).	Sweden.	Yugoslavia.	Other.	China.	Japan.	Other.	United States.	Other American Countries.	Other Countries.	Unspecified.
Canada	624		4	3	4	16	31	74	59	350	11	23	4	12	1		1	1			1		1	1				1		3		1				1	1		20			
Prince Edward Island	1									1																																
Nova Scotia	5							3		1																													1			
New Brunswick	2			1						1																																
Quebec	4				1			1						1																									1			
Ontario	27					5	1	6	1	11		1	1																										1			
Manitoba	48		1	1		1	12	10	8	12		2	1																													
Saskatchewan	79				2	1	8	23	11	21		1		3			1				1			1						1									5			
Alberta	72		1				2	17	18	23		7		1																						1			2			
British Columbia	371		2	1	1	9	8	14	21	279	1	10	2	6	1			1										1		2		1					1		10			
Province unspecified	15									1	10	2		1									1																			
British Isles	77			2		5	6	14	8	12	3	12		9	1		2											1											2			
England	41					2	5	9	2	6	3	7		4			1											1											1			
Ireland	13			1		2	1	1	2	3		1			1																								1			
Scotland	19			1		1		3	2	2		4		5			1																									
Wales	2								1	1																																
Other	2							1	1																																	
British Possessions	3				1					2																																
Newfoundland	2				1					1																																
Other	1									1																																
Europe	49		1			2	4	8	5	10	2	1						1	1		2						1		2	2	1	4			1				1			
Austria	4						2			1	1																															
Belgium	1							1																																		
Czechoslovakia	2																				2																					
Denmark																																										
Finland																																										
France																																										
Germany	4					1		1				1																											1			
Hungary	2		1							1																																
Italy	3									2																	1															
Netherlands	1							1																																		
Norway	6								2	2								1											1													
Poland	6					1		1	1	1																				2												
Romania	1																														1											
Russia (U.S.S.R.)	12						2	3	2		1																					4										
Sweden	3									2																			1													
Yugoslavia	2									1									1																							
Other	2							1																											1							
Asia	10									5																										1	3		1			
China	2									2																										1						
Japan	7									3																											3		1			
Other																																										
United States	32				1	2	2	8	3	7		4												1															4			
Other American countries																																										
Other countries																																										
Unspecified	57		1			1	2	6	5	32	1	1																				1							1			6
Total mothers	852		6	5	6	26	45	110	80	418	17	41	4	21	2		3	2	1		3		1	1	1		1	2	2	5	1	6			1	2	4		29			6

TABLE 16.—DEATHS OF CHILDREN UNDER ONE YEAR (EXCLUSIVE OF STILL-BIRTHS) FROM CERTAIN SPECIFIED CAUSES, BY SEX AND CALENDAR MONTH OF DEATH, BY PLACE OF RESIDENCE, BRITISH COLUMBIA, 1946.

Int. List No.	CAUSES OF DEATH.	TOTAL UNDER 1 YEAR.			MONTH OF DEATH.																							
					Jan.		Feb.		Mar.		Apr.		May.		June.		July.		Aug.		Sept.		Oct.		Nov.		Dec.	
		Total.	M.	F.	M.	F.	M.	F.	M.	F.	M.	F.	M.	F.	M.	F.	M.	F.	M.	F.	M.	F.	M.	F.	M.	F.	M.	F.
	All causes	852	496	356	41	33	23	21	40	21	48	29	47	29	40	28	49	37	27	21	45	23	44	40	35	42	57	32
6	Cerebrospinal meningitis	1	1	.....	.....	.....	.....	.....	.....	.....	.....	.....	.....	.....	.....	.....	.....	.....	.....	.....	.....	.....	1	.....	.....	.....	.....	.....
9	Whooping-cough	2	.....	2	.....	.....	.....	.....	.....	.....	.....	.....	.....	.....	.....	.....	.....	.....	.....	.....	.....	.....	.....	.....	.....	1	.....	1
13	Tuberculosis of the respiratory system	3	3	.....	.....	.....	.....	.....	.....	.....	.....	.....	1	.....	.....	.....	1	.....	.....	.....	.....	.....	1	.....	.....	.....	.....	.....
14–22	Tuberculosis, other forms	4	2	2	.....	.....	.....	.....	.....	.....	1	.....	.....	.....	.....	.....	.....	.....	.....	1	.....	1	.....	.....	1	.....	.....	.....
27	Dysentery	3	2	1	.....	.....	.....	.....	.....	.....	1	.....	.....	.....	.....	.....	.....	.....	.....	.....	.....	.....	1	.....	.....	1	.....	.....
30	Syphilis	4	2	2	.....	.....	.....	.....	1	1	.....	.....	.....	.....	.....	.....	.....	.....	1	.....	.....	.....	.....	1	.....	.....	.....	.....
33	Influenza	16	12	4	2	.....	.....	1	1	.....	1	1	1	1	4	.....	1	.....	.....	.....	.....	.....	.....	.....	2	.....	.....	1
35	Measles	2	.....	2	.....	1	.....	.....	.....	.....	.....	.....	.....	.....	.....	.....	.....	.....	.....	.....	.....	.....	.....	.....	.....	.....	.....	1
64	Diseases of the thymus gland	24	13	11	2	.....	.....	1	2	1	.....	.....	.....	1	1	.....	.....	1	.....	.....	3	2	.....	2	2	2	3	1
81	Meningitis (non-meningococcal)	3	1	2	.....	1	.....	.....	.....	.....	.....	.....	.....	.....	.....	.....	.....	.....	.....	.....	.....	.....	.....	1	.....	.....	1	.....
86	Convulsions	6	4	2	1	.....	.....	.....	.....	.....	1	.....	.....	1	.....	.....	1	.....	.....	.....	.....	.....	1	.....	.....	1	.....	.....
89	Diseases of the ear and of the mastoid process	2	2	.....	.....	.....	1	.....	.....	.....	.....	.....	.....	.....	1	.....	.....	.....	.....	.....	.....	.....	.....	.....	.....	.....	.....	.....
106	Bronchitis	4	3	1	1	.....	.....	.....	.....	.....	.....	.....	.....	.....	.....	1	.....	.....	.....	.....	1	.....	.....	.....	1	.....	.....	.....
107	Bronchopneumonia	57	32	25	1	1	1	1	2	1	4	1	2	2	3	3	3	2	1	.....	5	.....	4	4	1	7	5	3
108, 109	Pneumonia	53	31	22	1	4	4	2	1	1	.....	3	4	2	1	.....	1	3	1	.....	3	3	3	2	5	2	7	.....
115	Diseases of the buccal cavity and annexa, and of the pharynx and tonsils	1	.....	1	.....	.....	.....	.....	.....	.....	.....	.....	.....	.....	.....	.....	.....	.....	.....	.....	.....	.....	.....	.....	.....	.....	.....	1
119	Diarrhœa and enteritis	69	45	24	3	1	.....	.....	10	3	2	1	8	3	6	1	5	4	4	2	2	3	4	3	1	1	.....	2
130	Acute nephritis	1	1	.....	1	.....	.....	.....	.....	.....	.....	.....	.....	.....	.....	.....	.....	.....	.....	.....	.....	.....	.....	.....	.....	.....	.....	.....
157	Congenital malformations	124	72	52	4	8	7	2	4	3	11	5	7	6	7	3	4	7	4	3	1	1	7	8	5	4	11	2
	(a) Congenital hydrocephalus	18	10	8	.....	.....	2	.....	.....	1	1	1	.....	.....	2	1	.....	1	1	2	.....	.....	.....	1	1	1	3	.....
	(d) Congenital malformations of the heart	53	27	26	1	6	2	2	2	1	1	4	4	1	3	1	3	4	2	.....	.....	1	4	3	1	2	4	1
	(b, c, e) Others under this title	53	35	18	3	2	3	.....	2	1	9	.....	3	5	2	1	1	2	1	1	1	.....	3	4	3	1	4	1
158	Congenital debility	17	11	6	2	.....	1	.....	1	2	.....	1	1	.....	1	1	2	.....	.....	.....	1	1	.....	.....	.....	.....	2	1
159	Premature birth	239	131	108	14	10	3	7	6	1	14	8	14	10	6	8	13	12	9	10	19	8	8	13	9	12	16	9
160	Injury at birth	75	41	34	4	2	2	2	1	2	6	5	1	2	2	3	5	3	2	3	3	2	5	2	2	4	8	4
161	Other diseases peculiar to the first year of life	58	43	15	4	1	2	1	8	2	4	4	3	.....	3	2	4	2	5	.....	5	.....	2	1	2	1	1	1
166–168	Homicides	1	.....	1	.....	.....	.....	.....	.....	.....	.....	.....	.....	.....	.....	.....	.....	1	.....	.....	.....	.....	.....	.....	.....	.....	.....	.....
169–195, 197	Other violent deaths	18	9	9	.....	1	.....	1	.....	.....	1	.....	1	.....	1	2	.....	.....	.....	1	1	.....	3	.....	1	2	1	2
	Other specified causes	36	19	17	1	2	1	.....	1	3	.....	.....	4	1	2	1	5	1	.....	1	.....	1	3	3	1	2	1	2
199, 200	Ill-defined and unknown causes of death	29	16	13	.....	1	1	3	2	1	2	.....	.....	.....	2	3	4	1	.....	.....	1	1	1	.....	2	2	1	1

TABLE 17.—DEATHS OF CHILDREN UNDER ONE YEAR (EXCLUSIVE OF STILL-BIRTHS) FROM CERTAIN SPECIFIED CAUSES, BY SEX AND AGE AT DEATH, BY PLACE OF RESIDENCE, BRITISH COLUMBIA, 1946.

Int. List No.	CAUSES OF DEATH.	TOTAL UNDER 1 YEAR.			AGE AT DEATH. Under 1 Day.		1 Day and under 1 Week.		1 Week and under 2 Weeks.		2 Weeks and under 3 Weeks.		3 Weeks and under 1 Month.		1 Month and under 2 Months.		2 Months and under 3 Months.		3 Months and under 4 Months.		4 Months and under 5 Months.		5 Months and under 6 Months.		6 Months and under 7 Months.		7 Months and under 8 Months.		8 Months and under 9 Months.		9 Months and under 10 Months.		10 Months and under 11 Months.		11 Months and under 12 Months.	
		T'l.	M.	F.	M.	F.	M.	F.	M.	F.	M.	F.	M.	F.	M.	F.	M.	F.	M.	F.	M.	F.	M.	F.	M.	F.	M.	F.	M.	F.	M.	F.	M.	F.	M.	F.
	All causes	852	496	356	126	97	114	70	18	18	16	14	19	8	29	19	30	16	26	21	27	23	19	20	14	18	18	6	10	10	12	5	12	6	6	5
6	Cerebrospinal meningitis	1	1																1																	
9	Whooping-cough	2		2														1				1														
13	Tuberculosis of the respiratory system	3	3																2												1					
14–22	Tuberculosis, other forms	4	2	2															1					1		1	1									
27	Dysentery	3	2	1															1		1	1														
30	Syphilis	4	2	2								1			1		1	1																		
33	Influenza	16	12	4							1				2				2		1	2	1	1	1	1	1				1		2			
35	Measles	2		2																		1		1												
64	Diseases of the thymus gland	24	13	11	2	1		1						2	1	1	3	1	2	1	2	1	1	2	1	1									1	
81	Meningitis (non-meningococcal)	3	1	2										1						1							1									
86	Convulsions	6	4	2													1	1											1		2	1				
89	Diseases of the ear and of the mastoid process	2	2												1				1																	
106	Bronchitis	4	3	1					1				1								1							1								
107	Bronchopneumonia	57	32	25				1	1	1	2		2		3		6	1	3	4	1	3	1	4	5	7	1		1	3	2	1	1		3	
108, 109	Pneumonia	53	31	22			3	1	2	1		1	1		3	3	5	4	1	2	3	3	3	3	2	1	1		3		3		1	2		1
115	Diseases of the buccal cavity and annexa, and of the pharynx and tonsils	1		1																1																
119	Diarrhœa and enteritis	69	45	24							2	2	6	1	8	7	2	1	4	3	8	2	5	5	1	1	2		2	1	1	1	3		1	
130	Acute nephritis	1	1														1																			
157	Congenital malformations	124	72	52	10	9	21	11	7	3	4	4	2	4	6	4	5	2	2	3	3	4	6			1	2	1	1	2	1	2	2			2
	(a) Congenital hydrocephalus	18	10	8	1	3	2	1			1	1			1		2			1	2					1							1			1
	(d) Congenital malformations of the heart	53	27	26	5	3	13	7	1	2		2	2	1		3	1			1	1	2	2					1	1	2		1	1			1
	(b, c, e) Others under this title	53	35	18	4	3	6	3	6	1	3	1		3	5	1	2	2	2	1		2	4				2				1	1				
158	Congenital debility	17	11	6		1	1	1	1		1	1	2		2					1	3	1						1					1			
159	Premature birth	239	131	108	77	64	42	30	4	7	3	3	2		1	2		1	1		1									1						
160	Injury at birth	75	41	34	22	15	19	14		3		1				1																				
161	Other diseases peculiar to the first year of life	58	43	15	15	5	24	8	2	1			1										1	1												
166–168	Homicides	1		1		1																														
169–195, 197	Other violent deaths	18	9	9							1	1	1		1		1	1		1	1	1		1	1	1	2						1	2		1
	Other specified causes	36	19	17			1	2		1	2		1			1	2	1	1	2		2	1	1	2	3	4	2	2	2	1		1		1	
199, 200	Ill-defined and unknown causes of death	29	16	13		1	3	1		1							3	1	4	2	2	1			1	1	3	1		1				2		1

TABLE 18.—TOTAL DEATHS (EXCLUSIVE OF STILL-BIRTHS) AND DEATHS IN INSTITUTIONS, BY PLACE OF OCCURRENCE AND PLACE OF RESIDENCE, BRITISH COLUMBIA, 1946.

ALL DEATHS.

PROVINCE.	Place of Occurrence.	Residence elsewhere.		Deaths of Residents occurring elsewhere.		Place of Residence.
		In Canada.	In United States.	In Canada.	In United States.	
British Columbia	10,189	122	51	83	38	10,137
DEATHS IN INSTITUTIONS.						
British Columbia	5,925	64	24	55	19	5,911

TABLE 19.—TOTAL DEATHS (EXCLUSIVE OF STILL-BIRTHS) AND DEATHS IN INSTITUTIONS, IN CITIES OF 5,000 POPULATION AND OVER, BY PLACE OF OCCURRENCE AND PLACE OF RESIDENCE, BRITISH COLUMBIA, 1946.

ALL DEATHS.

CITIES.	Place of Occurrence.	Residence elsewhere.		Deaths of Residents occurring elsewhere.		Place of Residence.
		In Canada.	In United States.	In Canada.	In United States.	
Kamloops	190	79	....	10	1	122
Kelowna	111	28	....	11	1	95
Nanaimo	148	51	....	19	....	116
Nelson	102	27	....	16	2	93
New Westminster	480	276	....	47	1	252
North Vancouver	150	40	....	41	....	151
Prince Rupert	96	41	1	17	1	72
Trail	64	16	1	11	2	60
Vancouver	3,913	574	20	307	15	3,641
Vernon	83	30	....	16	....	69
Victoria	997	320	4	68	1	742
DEATHS IN INSTITUTIONS.						
Kamloops	165	77	....	7	1	96
Kelowna	72	27	....	9	1	55
Nanaimo	117	46	....	18	....	89
Nelson	76	22	....	14	1	69
New Westminster	396	266	....	35	....	165
North Vancouver	96	35	....	33	....	94
Prince Rupert	67	36	1	9	1	40
Trail	50	16	1	6	....	39
Vancouver	2,427	517	7	208	9	2,120
Vernon	62	24	....	11	....	49
Victoria	747	302	3	43	1	486

TABLE 20.—DEATHS (EXCLUSIVE OF STILL-BIRTHS) BY SINGLE YEARS OF AGE AND AGE-GROUPS, BY PLACE OF RESIDENCE, BRITISH COLUMBIA, 1946.

AGES.	Province.			Vancouver City.			Victoria City.			New Westminster City.			Remainder of Province.		
	Total.	M.	F.	Total.	M.	F.	Total.	M.	F.	Total.	M.	F.	Total.	M.	F.
All ages	10,137	6,245	3,892	3,641	2,215	1,426	742	423	319	252	141	111	5,502	3,466	2,036
Under 1 year	852	496	356	193	110	83	41	26	15	13	7	6	605	353	252
1 year	56	27	29	9	6	3	4	1	3	.....	.....	.....	43	20	23
2 years	47	30	17	8	2	6	2	1	1	1	.....	1	36	27	9
3 ,,	34	14	20	8	4	4	.....	.....	.....	.....	.....	.....	26	10	16
4 ,,	26	13	13	4	3	1	3	1	2	.....	.....	.....	19	9	10
Total under 5 years	1,015	580	435	222	125	97	50	29	21	14	7	7	729	419	310
5 years	25	16	9	1	1	.....	.....	.....	.....	.....	.....	.....	24	15	9
6 ,,	21	10	11	2	2	.....	2	1	1	.....	.....	.....	17	7	10
7 ,,	26	14	12	6	3	3	.....	.....	.....	.....	.....	.....	20	11	9
8 ,,	23	14	9	4	3	1	.....	.....	.....	.....	.....	.....	19	11	8
9 ,,	13	6	7	1	1	.....	.....	.....	.....	.....	.....	.....	12	5	7
Total 5–9 years	108	60	48	14	10	4	2	1	1	.....	.....	.....	92	49	43
10 years	14	5	9	2	.....	2	1	.....	1	.....	.....	.....	11	5	6
11 ,,	12	8	4	2	2	.....	.....	.....	.....	.....	.....	.....	10	6	4
12 ,,	9	4	5	2	1	1	.....	.....	.....	.....	.....	.....	7	3	4
13 ,,	13	9	4	1	1	.....	.....	.....	.....	.....	.....	.....	12	8	4
14 ,,	26	15	11	3	3	.....	.....	.....	.....	.....	.....	.....	23	12	11
Total 10–14 years	74	41	33	10	7	3	1	.....	1	.....	.....	.....	63	34	29
15 years	28	19	9	4	3	1	2	2	.....	.....	.....	.....	22	14	8
16 ,,	26	15	11	6	3	3	.....	.....	.....	.....	.....	.....	20	12	8
17 ,,	20	13	7	4	3	1	.....	.....	.....	.....	.....	.....	16	10	6
18 ,,	20	11	9	2	2	.....	.....	.....	.....	1	1	.....	17	8	9
19 ,,	22	12	10	3	1	2	2	1	1	1	.....	1	16	10	6
Total 15–19 years	116	70	46	19	12	7	4	3	1	2	1	1	91	54	37
20 years	35	14	21	7	2	5	1	.....	1	1	1	.....	26	11	15
21 ,,	30	16	14	8	3	5	2	2	.....	2	1	1	18	10	8
22 ,,	36	16	20	10	4	6	2	1	1	.....	.....	.....	24	11	13
23 ,,	41	24	17	16	11	5	2	.....	2	2	2	.....	21	11	10
24 ,,	29	11	18	9	4	5	3	.....	3	1	.....	1	16	7	9
Total 20–24 years	171	81	90	50	24	26	10	3	7	6	4	2	105	50	55
25 years	36	23	13	15	10	5	2	1	1	.....	.....	.....	19	12	7
26 ,,	21	15	6	7	5	2	2	1	1	.....	.....	.....	12	9	3
27 ,,	52	28	24	16	8	8	3	2	1	2	.....	2	31	18	13
28 ,,	16	11	5	5	4	1	1	1	.....	.....	.....	.....	10	6	4
29 ,,	28	12	16	6	2	4	3	1	2	3	1	2	16	8	8
Total 25–29 years	153	89	64	49	29	20	11	6	5	5	1	4	88	53	35

TABLE 20.—DEATHS (EXCLUSIVE OF STILL-BIRTHS) BY SINGLE YEARS OF AGE AND AGE-GROUPS, BY PLACE OF RESIDENCE, BRITISH COLUMBIA, 1946—*Continued.*

AGES.	Province.			Vancouver City.			Victoria City.			New Westminster City.			Remainder of Province.		
	Total.	M.	F.	Total.	M.	F.	Total.	M.	F.	Total.	M.	F.	Total.	M.	F.
30 years	48	23	25	18	8	10	3	.....	3	3	2	1	24	13	11
31 ,,	35	19	16	8	4	4	3	1	2	1	1	.....	23	13	10
32 ,,	33	18	15	16	8	8	1	.....	1	.....	.....	.....	16	10	6
33 ,,	32	20	12	12	8	4	.....	.....	.....	.....	.....	.....	20	12	8
34 ,,	34	14	20	13	5	8	4	2	2	.....	.....	.....	17	7	10
Total 30–34 years	182	94	88	67	33	34	11	3	8	4	3	1	100	55	45
35 years	27	15	12	9	5	4	.....	.....	.....	1	.....	1	17	10	7
36 ,,	44	22	22	11	7	4	1	.....	1	1	.....	1	31	15	16
37 ,,	33	19	14	12	8	4	1	.....	1	1	.....	1	19	11	8
38 ,,	38	18	20	12	7	5	.....	.....	.....	.....	.....	.....	26	11	15
39 ,,	47	28	19	15	9	6	2	1	1	.....	.....	.....	30	18	12
Total 35–39 years	189	102	87	59	36	23	4	1	3	3	.....	3	123	65	58
40 years	54	24	30	17	9	8	4	2	2	1	.....	1	32	13	19
41 ,,	49	34	15	17	8	9	4	3	1	2	1	1	26	22	4
42 ,,	49	34	15	25	15	10	2	1	1	1	1	.....	21	17	4
43 ,,	45	29	16	19	11	8	2	1	1	1	1	.....	23	16	7
44 ,,	61	34	27	26	16	10	3	1	2	1	1	.....	31	16	15
Total 40–44 years	258	155	103	104	59	45	15	8	7	6	4	2	133	84	49
45 years	74	44	30	22	13	9	4	4	.....	2	.....	2	46	27	19
46 ,,	73	39	34	28	14	14	1	.....	1	4	3	1	40	22	18
47 ,,	55	36	19	17	12	5	1	.....	1	2	2	.....	35	22	13
48 ,,	64	42	22	22	15	7	3	1	2	2	.....	2	37	26	11
49 ,,	73	40	33	31	16	15	4	2	2	3	2	1	35	20	15
Total 45–49 years	339	201	138	120	70	50	13	7	6	13	7	6	193	117	76
50 years	85	59	26	27	22	5	6	3	3	1	.....	1	51	34	17
51 ,,	71	44	27	24	14	10	5	2	3	4	4	.....	38	24	14
52 ,,	108	69	39	50	34	16	7	5	2	.....	.....	.....	51	30	21
53 ,,	90	55	35	42	24	18	4	2	2	2	2	.....	42	27	15
54 ,,	106	69	37	47	30	17	3	2	1	4	3	1	52	34	18
Total 50–54 years	460	296	164	190	124	66	25	14	11	11	9	2	234	149	85
55 years	119	81	38	53	43	10	8	3	5	2	2	.....	56	33	23
56 ,,	132	89	43	48	28	20	10	5	5	6	4	2	68	52	16
57 ,,	133	101	32	48	41	7	10	3	7	3	3	.....	72	54	18
58 ,,	165	92	73	60	33	27	10	6	4	3	.....	3	92	53	39
59 ,,	153	99	54	79	50	29	9	6	3	1	1	.....	64	42	22
Total 55–59 years	702	462	240	288	195	93	47	23	24	15	10	5	352	234	118
60 years	203	145	58	92	70	22	18	12	6	6	3	3	87	60	27
61 ,,	158	112	46	69	54	15	8	5	3	3	2	1	78	51	27
62 ,,	187	125	62	78	55	23	13	6	7	1	.....	1	95	64	31
63 ,,	222	161	61	94	68	26	20	13	7	4	1	3	104	79	25
64 ,,	282	189	93	102	69	33	33	22	11	7	.....	7	140	98	42
Total 60–64 years	1,052	732	320	435	316	119	92	58	34	21	6	15	504	352	152

65 years	266	183	83	108	67	41	18	13	5	4	4	.....	136	99	37
66 ,,	242	170	72	107	70	37	11	7	4	7	6	1	117	87	30
67 ,,	268	180	88	105	78	27	20	11	9	13	8	5	130	83	47
68 ,,	273	184	89	101	70	31	31	20	11	5	4	1	136	90	46
69 ,,	252	162	90	99	59	40	17	11	6	6	5	1	130	87	43
Total 65–69 years	1,301	879	422	520	344	176	97	62	35	35	27	8	649	446	203
70 years	302	201	101	95	57	38	26	19	7	11	4	7	170	121	49
71 ,,	222	137	85	107	71	36	13	7	6	7	3	4	95	56	39
72 ,,	264	168	96	124	77	47	18	11	7	5	4	1	117	76	41
73 ,,	225	149	76	81	52	29	23	14	9	4	3	1	117	80	37
74 ,,	262	154	108	94	53	41	19	15	4	5	3	2	144	83	61
Total 70–74 years	1,275	809	466	501	310	191	99	66	33	32	17	15	643	416	227
75 years	256	166	90	85	50	35	33	17	16	5	3	2	133	96	37
76 ,,	252	160	92	92	60	32	19	11	8	5	3	2	136	86	50
77 ,,	227	146	81	85	49	36	27	15	12	5	2	3	110	80	30
78 ,,	218	139	79	72	43	29	19	15	4	6	4	2	121	77	44
79 ,,	208	129	79	80	46	34	13	7	6	5	4	1	110	72	38
Total 75–79 years	1,161	740	421	414	248	166	111	65	46	26	16	10	610	411	199
80 years	193	127	66	69	42	27	20	11	9	9	5	4	95	69	26
81 ,,	157	86	71	67	32	35	16	10	6	4	1	3	70	43	27
82 ,,	194	110	84	86	43	43	17	7	10	7	5	2	84	55	29
83 ,,	160	75	85	60	25	35	11	5	6	9	2	7	80	43	37
84 ,,	140	72	68	49	21	28	13	8	5	2	1	1	76	42	34
Total 80–84 years	844	470	374	331	163	168	77	41	36	31	14	17	405	252	153
85 years	131	65	66	51	19	32	14	7	7	1	.....	1	65	39	26
86 ,,	126	65	61	45	24	21	19	9	10	5	1	4	57	31	26
87 ,,	100	54	46	27	11	16	10	7	3	5	3	2	58	33	25
88 ,,	81	47	34	29	17	12	12	5	7	.....	.....	.....	40	25	15
89 ,,	64	34	30	21	10	11	2	.....	2	5	3	2	36	21	15
Total 85–89 years	502	265	237	173	81	92	57	28	29	16	7	9	256	149	107
90 years	57	29	28	17	4	13	6	1	5	1	.....	1	33	24	9
91 ,,	49	25	24	17	11	6	7	2	5	3	2	1	22	10	12
92 ,,	21	11	10	10	4	6	.....	.....	.....	2	2	.....	9	5	4
93 ,,	24	12	12	9	4	5	.....	.....	.....	1	.....	1	14	8	6
94 ,,	13	8	5	2	1	1	.....	.....	.....	1	1	.....	10	6	4
Total 90–94 years	164	85	79	55	24	31	13	3	10	8	5	3	88	53	35
95 years	18	5	13	9	3	6	1	.....	1	.....	.....	.....	8	2	6
96 ,,	9	2	7	3	1	2	1	1	.....	1	.....	1	4	.....	4
97 ,,	16	10	6	4	.....	4	.....	.....	.....	2	2	.....	10	8	2
98 ,,	5	2	3	1	.....	1	.....	.....	.....	1	1	.....	3	1	2
99 ,,	5	2	3	.....	.....	.....	.....	.....	.....	.....	.....	.....	5	2	3
Total 95–99 years	53	21	32	17	4	13	2	1	1	4	3	1	30	13	17
100 years and over	9	4	5	2	.....	2	.....	.....	.....	.....	.....	.....	7	4	3
Not stated	9	9	.....	1	1	.....	1	1	.....	.....	.....	.....	7	7	.....

TABLE 21.—DEATHS (EXCLUSIVE OF STILL-BIRTHS) CLASSIFIED ACCORDING TO RACIAL ORIGIN AND BY PLACE OF RESIDENCE, BRITISH COLUMBIA, 1946.

RACIAL ORIGIN.	Province.			Vancouver City.			Victoria City.			New Westminster City.			Remainder of Province.		
	Total.	M.	F.	Total.	M.	F.	Total.	M.	F.	Total.	M.	F.	Total.	M.	F.
British	6,761	3,987	2,774	2,619	1,489	1,130	600	314	286	189	100	89	3,353	2,084	1,269
English	3,687	2,142	1,545	1,363	777	586	393	215	178	89	47	42	1,842	1,103	739
Irish	1,045	648	397	402	241	161	65	27	38	45	22	23	533	358	175
Scottish	1,868	1,090	778	796	434	362	126	63	63	50	27	23	896	566	330
Other	161	107	54	58	37	21	16	9	7	5	4	1	82	57	25
European	1,779	1,193	586	560	359	201	56	35	21	42	26	16	1,121	773	348
Austrian	59	40	19	25	18	7	2	1	1	2	2	.....	30	19	11
Bulgarian	.....	.....	.....	.....	.....	.....	.....	.....	.....	.....	.....	.....	.....	.....	.....
Czech and Slovak	24	13	11	6	4	2	.....	.....	.....	1	1	.....	17	8	9
Danish	32	22	10	15	8	7	.....	.....	.....	.....	.....	.....	17	14	3
Finnish	73	51	22	20	11	9	4	3	1	1	.....	1	48	37	11
French	258	164	94	94	58	36	10	6	4	5	4	1	149	96	53
German	225	146	79	58	40	18	4	4	.....	8	3	5	155	99	56
Greek	19	14	5	12	10	2	1	1	.....	1	.....	1	5	3	2
Hungarian	26	15	11	6	4	2	1	1	.....	1	.....	1	18	10	8
Icelandic	20	10	10	13	5	8	.....	.....	.....	1	.....	1	6	5	1
Italian	118	85	33	51	36	15	4	2	2	2	2	.....	61	45	16
Lithuanian	4	3	1	2	2	.....	.....	.....	.....	.....	.....	.....	2	1	1
Netherland	148	86	62	45	24	21	5	2	3	2	1	1	96	59	37
Norwegian	192	132	60	43	26	17	13	7	6	3	3	.....	133	96	37
Polish	85	56	29	33	22	11	3	.....	3	2	2	.....	47	32	15
Romanian	18	14	4	11	7	4	1	1	.....	.....	.....	.....	6	6	.....
Russian (races of U.S.S.R.)	144	92	52	29	16	13	3	2	1	4	3	1	108	71	37
Swedish	235	179	56	63	46	17	5	5	.....	6	3	3	161	125	36
Ukrainian*	56	39	17	20	11	9	.....	.....	.....	3	2	1	33	26	7
Yugoslavic	30	26	4	11	10	1	.....	.....	.....	.....	.....	.....	19	16	3
Other	13	6	7	3	1	2	.....	.....	.....	.....	.....	.....	10	5	5
Asiatic	500	465	35	240	229	11	67	62	5	10	10	.....	183	164	19
Chinese	385	368	17	230	221	9	62	57	5	5	5	.....	88	85	3
Hindu (East Indian)	23	21	2	8	6	2	4	4	.....	5	5	.....	6	6	.....
Japanese	89	73	16	1	1	.....	1	1	.....	.....	.....	.....	87	71	16
Syrian	2	2	.....	.....	.....	.....	.....	.....	.....	.....	.....	.....	2	2	.....
Other	1	1	.....	1	1	.....	.....	.....	.....	.....	.....	.....	.....	.....	.....
Indian	722	349	373	6	1	5	1	.....	1	2	.....	2	713	348	365
Jewish	37	25	12	31	21	10	3	2	1	.....	.....	.....	3	2	1
Negro	9	5	4	5	3	2	.....	.....	.....	.....	.....	.....	4	2	2
Other races	2	1	1	.....	.....	.....	.....	.....	.....	.....	.....	.....	2	1	1
Unspecified	327	220	107	180	113	67	15	10	5	9	5	4	123	92	31
All origins	10,137	6,245	3,892	3,641	2,215	1,426	742	423	319	252	141	111	5,502	3,466	2,036

* Including all Ruthenian Russians.

TABLE 22.—DEATHS (EXCLUSIVE OF STILL-BIRTHS) CLASSIFIED ACCORDING TO BIRTHPLACE AND BY PLACE OF RESIDENCE, BRITISH COLUMBIA, 1946.

BIRTHPLACE OF DECEDENTS.	PROVINCE AND CITIES.														
	Province.			Vancouver City.			Victoria City.			New Westminster City.			Remainder of Province.		
	Total.	Male.	Female.	Total.	Male.	Female.	Total.	Male.	Female.	Total.	Male.	Female.	Total.	Male.	Female.
Total deaths by sex	10,137	6,245	3,892	3,641	2,215	1,426	742	423	319	252	141	111	5,502	3,466	2,036
Canada—															
Prince Edward Island	59	48	11	24	18	6	2	2	.....	1	.....	1	32	28	4
Nova Scotia	211	137	74	88	54	34	15	9	6	8	2	6	100	72	28
New Brunswick	135	93	42	51	33	18	5	4	1	8	6	2	71	50	21
Quebec	217	140	77	92	56	36	9	4	5	8	4	4	108	76	32
Ontario	1,371	816	555	604	324	280	96	48	48	53	28	25	618	416	202
Manitoba	168	95	73	77	41	36	8	1	7	2	1	1	81	52	29
Saskatchewan	137	80	57	55	34	21	3	.....	3	3	2	1	76	44	32
Alberta	113	51	62	35	18	17	6	2	4	1	.....	1	71	31	40
British Columbia	2,024	1,112	912	385	205	180	105	56	49	41	17	24	1,493	834	659
Province unspecified	51	40	11	17	13	4	4	4	.....	1	1	.....	29	22	7
British Isles—															
England	2,187	1,285	902	840	491	349	244	142	102	45	24	21	1,058	628	430
Ireland	304	183	121	131	77	54	27	15	12	13	7	6	133	84	49
Scotland	806	482	324	379	219	160	59	31	28	16	12	4	352	220	132
Wales	99	62	37	36	25	11	15	6	9	1	.....	1	47	31	16
Other	32	19	13	15	8	7	4	3	1	.....	.....	.....	13	8	5
British Possessions—															
Newfoundland	31	17	14	12	6	6	3	.....	3	2	1	1	14	10	4
Other	98	69	29	34	23	11	13	9	4	7	6	1	44	31	13
Europe—															
Austria	49	34	15	18	13	5	1	.....	1	1	1	.....	29	20	9
Belgium	19	11	8	7	3	4	2	.....	2	.....	.....	.....	10	8	2
Czechoslovakia	15	10	5	3	3	.....	.....	.....	.....	1	1	.....	11	6	5
Denmark	20	15	5	7	5	2	.....	.....	.....	.....	.....	.....	13	10	3
Finland	63	48	15	15	9	6	3	3	.....	2	1	1	43	35	8
France	32	19	13	13	5	8	1	.....	1	.....	.....	.....	18	14	4
Germany	67	54	13	19	16	3	1	1	.....	.....	.....	.....	47	37	10
Hungary	17	10	7	5	4	1	1	1	.....	1	.....	1	10	5	5
Italy	86	65	21	37	28	9	1	.....	1	2	2	.....	46	35	11
Netherlands	24	15	9	9	5	4	1	1	.....	1	1	.....	13	8	5
Norway	119	86	33	31	20	11	4	3	1	3	3	.....	81	60	21
Poland	70	44	26	29	19	10	2	.....	2	2	2	.....	37	23	14
Romania	18	15	3	11	9	2	1	1	.....	.....	.....	.....	6	5	1
Russia (U.S.S.R.)	175	114	61	53	37	16	3	3	.....	2	2	.....	117	72	45
Sweden	182	144	38	46	35	11	4	4	.....	2	2	.....	130	103	27
Yugoslavia	20	19	1	9	9	.....	.....	.....	.....	.....	.....	.....	11	10	1
Other	50	32	18	22	15	7	6	4	2	.....	.....	.....	22	13	9
Asia—															
China	360	353	7	215	212	3	56	53	3	5	5	.....	84	83	1
Japan	63	53	10	2	2	.....	1	1	.....	.....	.....	.....	60	50	10
Other	4	3	1	3	2	1	.....	.....	.....	.....	.....	.....	1	1	.....
United States	564	307	257	176	88	88	36	12	24	20	10	10	332	197	135
Other American countries	2	1	1	1	.....	1	.....	.....	.....	.....	.....	.....	1	1	.....
Other countries	5	3	2	1	1	.....	.....	.....	.....	.....	.....	.....	4	2	2
Unspecified	70	61	9	34	30	4	.....	.....	.....	.....	.....	.....	36	31	5

TABLE 23.—DEATHS (EXCLUSIVE OF STILL-BIRTHS) CLASSIFIED ACCORDING TO BIRTHPLACE OF PARENTS OF DECEDENTS, BRITISH COLUMBIA, 1946.

Detailed information under this heading may be secured on request, if reason is sufficiently urgent.

TABLE 24.—CAUSES OF DEATH BY SEX AND AGE, BY PLACE OF RESIDENCE, BRITISH COLUMBIA, 1946.

Int. List No.	CAUSES OF DEATH.		TOTAL.	AGES. Under 1 Year.	1 Year.	2 Years.	3 Years.	4 Years.	5–9 Yrs.	10–14 Yrs.	15–19 Yrs.	20–24 Yrs.	25–29 Yrs.	30–34 Yrs.	35–39 Yrs.	40–44 Yrs.	45–49 Yrs.	50–54 Yrs.	55–59 Yrs.	60–64 Yrs.	65–69 Yrs.	70–74 Yrs.	75–79 Yrs.	80–84 Yrs.	85–89 Yrs.	90–94 Yrs.	95–99 Yrs.	100 Years and over.	Not stated.
	Deaths, all causes	Total	10137	852	56	47	34	26	108	74	116	171	153	182	189	258	339	460	702	1052	1301	1275	1161	844	502	164	53	9	9
	,,	M.	6245	496	27	30	14	13	60	41	70	81	89	94	102	155	201	296	462	732	879	809	740	470	265	85	21	4	9
	,,	F.	3892	356	29	17	20	13	48	33	46	90	64	88	87	103	138	164	240	320	422	466	421	374	237	79	32	5	
	Class I. Infectious and parasitic diseases	Total	817	49	14	15	9	11	32	30	40	73	40	49	47	44	40	46	49	78	57	43	25	16	6	3	1		
	,,	M.	499	33	8	10	5	5	11	11	19	29	19	18	23	25	30	38	43	65	43	33	17	9	1	3	1		
	,,	F.	318	16	6	5	4	6	21	19	21	44	21	31	24	19	10	8	6	13	14	10	8	7	5				
1	Typhoid fever	M.	2										1		1														
	,,	F.	1										1																
2	Paratyphoid fever	M.	10	9																			1						
	,,	F.	2	1																			1						
6	Cerebrospinal meningitis	M.	2	1								1																	
	,,	F.	1						1																				
9	Whooping-cough	F.	5	2		2			1																				
10	Diphtheria	M.	3			1	1														1								
	,,	F.	2				1		1																				
11	Erysipelas	F.	1							1																			
12	Tetanus	M.	1																1										
13–	Tuberculosis	M.	338	5	3	7	2	5	10	9	18	26	13	17	20	21	25	29	24	41	28	20	7	4		1			
22	,,	F.	238	2	3	3	3	5	16	18	20	42	19	29	22	15	8	6	4	6	9	4	2	1	1				
13	Tuberculosis of the respiratory system	M.	295	3	2	3		1	4	7	17	22	15	17	15	19	25	28	21	41	26	18	6	4		1			
	,,	F.	197		2		2	1	11	13	15	37	19	28	20	14	7	5	3	6	8	2	2	1	1				
	(a) With mention of occupational diseases of lungs	M.	19													1	3	3	2	6	3		1						
	(b) Without mention of occupational diseases of lungs	M.	252		2	2		1	2	6	13	21	15	17	14	16	20	22	18	33	23	18	4	4		1			
	Ditto	F.	168					1	9	8	15	34	16	25	16	12	6	4	3	6	8	1	2	1	1				
	(c) Unspecified site	M.	19	3		1			2	1	4				1	1	1	2	1	1			1						
	,,	F.	26		2		2		2	5		3	3	3	3	2	1												
	(d) With mention of dementia præcox	M.	5									1				1	1	1		1									
	,,	F.	3												1			1				1							
14	Tuberculosis of the meninges and central nervous system	M.	17	1	1	3	2	1	3	2		2							2										
	Ditto	F.	23	1	1	3	1	4	5	3	3	2																	
15	Tuberculosis of the intestines and peritoneum	M.	7			1		1	1				1		2	1													
	,,	F.	2									2																	
16	Tuberculosis of the vertebral column	M.	3						1						1							1							
	,,	F.	2												1	1													
17	Tuberculosis of other bones and joints	F.	3								1							1			1								
	(a) Bones	F.	1								1																		
	(b) Joints	F.	2															1			1								
19	Tuberculosis of the lymphatic system (bronchial, mesenteric, mediastinal, and retroperitoneal glands excepted)	M.	1	1																									
	Ditto	F.	1																			1							
20	Tuberculosis of the genito-urinary system	M.	4									1			1			1			1								
	,,	F.	1																1										
21	Tuberculosis of other organs	F.	2														1					1							

22	Disseminated tuberculosis ... M.	11					2	1		1	1			1	1			1		1	1	1						
	,, ... F.	7	1						2	1	1		1	1														
	(a) Acute generalized miliary ... M.	7					2				1			1				1		1	1							
	,, ... F.	5							2	1			1	1														
	(b) Other and unspecified generalized ... M.	4						1		1					1							1						
	,, ... F.	2	1								1																	
24	Purulent infection and septicæmia ... M.	1		1																								
	,, ... F.	1												1														
25	Gonococcus infection ... M.	1																	1									
	,, ... F.	1	1																									
27	Dysentery ... M.	6	2	1		1					1										1							
	,, ... F.	3	1											1							1							
30	Syphilis ... M.	69	2	1					2						3	3	7	11	18	10	6	4	2					
	,, ... F.	15	2								1		1		2	2	1	1	4	1								
	(a) Locomotor ataxia (tabes dorsalis) ... M.	4													1				1	1	1							
	(b) General paralysis of the insane ... M.	17														3	2	3	4	2	3							
	,, ... F.	5														1	1	1	2									
	(c) Other syphilis of the central nervous system ... M.	6													1		1	1	2	1								
	,, ... F.	1											1															
	(d) Others under this title ... M.	42	2	1					2						1		4	7	11	6	2	4	2					
	,, ... F.	9	2								1				2	1			2	1								
32	Other diseases due to spirochætes ... M.	2			1																				1			
	,, ... F.	1																					1					
33	Influenza ... M.	35	12	1	1	1		1				1				1		1	1	2	3	5	2	1	1	1		
	,, ... F.	37	4	2				2					1		2		1	1	2	3	5	5	5	4				
	(a) With respiratory complications ... M.	15	2													1		1	1		2	4	2	1	1			
	,, ... F.	16	2												2		1				3	3	2	3				
	(b) Without respiratory complications ... M.	20	10	1	1	1		1				1								2	1	1			1			
	,, ... F.	21	2	2				2					1					1	2	3	2	2	3	1				
35	Measles ... F.	2	2																									
36	Acute poliomyelitis and polioencephalitis ... M.	1																1										
37	Acute infectious encephalitis ... M.	2														1		1										
38	Other diseases due to filterable viruses ... M.	2	2																									
	,, ... F.	2	1	1																								
	(c) Chicken-pox ... M.	2	2																									
	,, ... F.	2	1	1																								
41	Hydatid disease ... F.	1																	1									
43	Mycoses ... M.	4								1								1	1		1							
	,, ... F.	2									1									1								
44	Other infectious and parasitic diseases ... M.	20		1							1	1	1	2	1		2	3	3	2	2		1					
	,, ... F.	3					1			1		1																
	(b) Lymphogranulomatosis (Hodgkin's disease) ... M.	20		1							1	1	1	2	1		2	3	3	2	2		1					
	,, ... F.	3					1			1		1																
	Class II. Cancer and other tumours ... Total	1493	1		4		3	9	1	2	3	10	21	22	36	73	107	170	224	267	220	181	98	33	8			
	,, ... M.	829			3		2	7		2		6	10	11	12	26	42	89	134	167	124	108	63	20	3			
	,, ... F.	664	1		1		1	2	1		3	4	11	11	24	47	65	81	90	100	96	73	35	13	5			
45–55	Cancer and other malignant tumours ... M.	816			2		2	5		2		6	8	11	12	25	41	87	133	166	123	108	63	19	3			
	,, ... F.	643	1		1		1	2	1		3	4	10	9	22	44	64	80	88	100	93	69	35	13	3			
45	Cancer of the buccal cavity and pharynx ... M.	26														1		4	5	4	9	1	2					
	,, ... F.	8															1	1	1	2	1	2						
46	Cancer of the digestive organs and peritoneum ... M.	444						1				2	2	6	5	16	17	51	76	93	66	63	37	7	2			
	,, ... F.	262					1		1		1	1	2	3	3	11	16	30	34	42	50	36	21	8	2			
	(a) Œsophagus ... M.	17																3	2	2	2	3	4	1				
	,, ... F.	6														1					1	2	2					
	(b) Stomach ... M.	196												2	3	12	9	24	38	38	30	29	11					
	,, ... F.	87											1		2	3	4	10	14	11	17	16	6	2	1			
	(c) Duodenum ... M.	3														1				1				1				

TABLE 24.—CAUSES OF DEATH BY SEX AND AGE, BY PLACE OF RESIDENCE, BRITISH COLUMBIA, 1946—*Continued.*

Int. List No.	CAUSES OF DEATH.		TOTAL.	AGES. Under 1 Year.	1 Year.	2 Years.	3 Years.	4 Years.	5–9 Yrs.	10–14 Yrs.	15–19 Yrs.	20–24 Yrs	25–29 Yrs.	30–34 Yrs.	35–39 Yrs.	40–44 Yrs.	45–49 Yrs	50–54 Yrs.	55–59 Yrs.	60–64 Yrs.	65–69 Yrs.	70–74 Yrs.	75–79 Yrs.	80–84 Yrs.	85–89 Yrs.	90–94 Yrs.	95–99 Yrs	100 Years and over.	Not stated.
	Cancer and other malignant tumours—*Continued.*																												
	Cancer of the digestive organs and peritoneum—*Continued.*																												
	(d) Rectum and anus	M.	58														1	4	4	8	16	11	6	6	2				
	"	F.	30										1		2		1	1	5	3	7	3	4	2	1				
	(e) Intestines	M.	77						1				1	1	3		1	1	4	11	15	11	15	10	2	1			
	"	F.	82							1						1	4	10	5	13	13	17	10	6	2				
	(f) Liver and biliary passages	M.	34										1	1	1			1	5	9	9	4	2	1					
	"	F.	29					1									2		3	3	6	8	1	2	2	1			
	(g) Pancreas	M.	50													2	1	2	9	6	11	5	8	4	1	1			
	"	F.	22									1			1				4	1	4	4	3	3	1				
	(h) Mesentery and peritoneum	M.	6																2	1		3							
	"	F.	5											1				1	3										
	(m) Other and unspecified sites	M.	3																	1	1			1					
	"	F.	1																		1								
47	Cancer of the respiratory system	M.	114								1			2	2	3	7	15	12	25	21	12	8	3	3				
	"	F.	18									1		1		2	2	2		2	5	2	1						
	(a) Larynx	M.	5													1					1	1	1		1				
	"	F.	1											1															
	(b) Lung	M	50								1			2	1		2	3	6	12	8	5	6	2	2				
	"	F.	10													1	2	1		1	2	2	1						
	(c) Mediastinum and other sites	M.	59												1	2	5	12	6	13	12	6	1	1					
	"	F.	7									1				1		1		1	3								
48	Cancer of the uterus	F.	76										1	1	2	4	9	10	12	13	10	9	4	1					
	(a) Cervix	F.	49											1	2	4	7	5	9	8	5	5	2	1					
	(b) Other and unspecified sites	F.	27										1				2	5	3	5	5	4	2						
49	Cancer of other female organs	F.	52											1	1	3	5	3	7	10	5	8	8	1					
50	Cancer of the breast	M.	1																		1								
	"	F.	163										1	3	3	9	16	23	22	26	18	18	12	9	2	1			
51	Cancer of the male genital organs	M.	85												2	1		1	3	5	16	19	22	13	2	1			
52	Cancer of the urinary organs	M.	64			1		2						1				3	5	13	17	7	7	6	2				
	"	F.	18															1	5	1	6	3	2						
	(a) Kidney	M.	22			1		2						1				2	3	3	7		1	2					
	"	F.	5															1	2	1	1								
	(b) Bladder	M.	40															1	2	10	8	7	6	4	2				
	"	F.	12																3		4	3	2						
	(c) Other and unspecified sites	M.	2																		2								
	"	F.	1																		1								
53	Cancer of the skin	M.	11										1					1	1	1		2	1	1	3				
	"	F.	4															1			2		1						
54	Cancer of the brain	M.	25			1			3				2	2			1	2	5	4	3	1	1						
	"	F.	10			1			2			1							1	1	3			1					
55	Cancer of other and unspecified organs	M.	46						1		1		1	1	1	3		2	6	4	11	7	5	1	2				
	"	F.	32	1									1	2		1	1	7	2		7	2	3	2	3				
56	Non-malignant tumours	M	5						1					1			1			1		1							
	"	F.	17											1	1	2	3	1	1	2		2	3			1			
	(a) Ovary	F.	2																				1			1			
	(b) Uterus	F.	8											1	1	1	1		1	2		1							
	(d) Brain and other parts of the central nervous system	M.	4						1					1			1			1									
	"	F.	4													1	1					1	1						

	(e) Other and unspecified organs M.	1																		1							
	" F.	3													1	1					1						
57	Tumours of undetermined nature M.	8			1			1					1				1	2		1				1			
	" F.	4												1							1	1			1		
	(d) Brain and other parts of the central nervous system M.	6			1								1				1	2		1							
	" F.	1																				1					
	(e) Other and unspecified organs M.	2						1																1			
	" F.	3												1							1				1		
	Class III. Rheumatism, diseases of nutrition and of the endocrine glands, other general and vitamin deficiency diseases Total	272	25		1	1			4	2	2	2	4	1	5	14	15	18	29	50	37	34	14	8	2	3		1
	Ditto M.	115	14		1	1			1	2		1	2	1		7	7	7	9	23	18	13	3	3	1			1
	" F.	157	11						3		2	1	2		5	7	8	11	20	27	19	21	11	5	1	3		
58	Acute rheumatic fever M.	4							1	1						1				1								
	" F.	4							1						2		1											
	(a) Acute rheumatic heart conditions M.	3							1							1				1								
	" F.	3							1						1		1											
	(b) Others under this title M.	1								1																		
	" F.	1													1													
59	Chronic rheumatism and other rheumatic diseases M.	6															1	1	1	1	1		1					
	" F.	13										1						1	1		1	1	4	1		3		
61	Diabetes mellitus M.	77								1		1	2			5	4	4	5	19	17	12	2	3	1			1
	" F.	108							1		1		2		1	4	5	7	13	26	17	19	7	4	1			
62	Diseases of the pituitary gland M.	2				1												1										
	" F.	1													1													
63	Diseases of the thyroid and parathyroid glands M.	7												1			2	1	2	1								
	" F.	17							1		1				1	2	1	3	5	1	1	1						
	(a) Simple goitre F.	1																	1									
	(b) Exophthalmic goitre M.	5															2	1	1	1								
	" F.	13									1				1	2	1	1	4	1	1	1						
	(c) Myxœdema and cretinism F.	3							1									2										
	(d) Others under this title M.	2												1					1									
64	Diseases of the thymus gland M.	15	13		1											1												
	" F.	11	11																									
65	Diseases of the adrenal glands (Addison's disease) M.	3																	1	1		1						
	" F.	2														1	1											
66	Other general diseases M.	1	1																									
	" F.	1																	1									
	(b) Others under this title M.	1	1																									
	" F.	1																	1									
	Class IV. Diseases of the blood and blood-forming organs Total	78	4		2	2		3	2	3	1	3	3	3	7	2	5	6	7	10	7	3	4	1				
	Ditto M.	38	2		1			2		2		1	3	1	4		2	6	2	3	2	2	4	1				
	" F.	40	2		1	2		1	2	1	1	2		2	3	2	3		5	7	5	1						
72	Hæmorrhagic conditions M.	3	2												1													
	" F.	1	1																									
	(a) Primary purpura M.	2	1												1													
	" F.	1	1																									
	(b) Hæmophilia M.	1	1																									
73	Anæmias M.	8						1					1							1	1		4					
	" F.	3																	1	2								
	(a) Pernicious anæmia M.	6																		1	1		4					
	" F.	2																	1	1								
	(b) Others under this title M.	2						1					1															
	" F.	1																		1								

TABLE 24.—CAUSES OF DEATH BY SEX AND AGE, BY PLACE OF RESIDENCE, BRITISH COLUMBIA, 1946—*Continued.*

Int. List No.	CAUSES OF DEATH.	TOTAL.	AGES. Under 1 Year.	1 Year.	2 Years.	3 Years.	4 Years.	5–9 Yrs.	10–14 Yrs.	15–19 Yrs.	20–24 Yrs.	25–29 Yrs.	30–34 Yrs.	35–39 Yrs.	40–44 Yrs.	45–49 Yrs.	50–54 Yrs.	55–59 Yrs.	60–64 Yrs.	65–69 Yrs	70–74 Yrs.	75–79 Yrs.	80–84 Yrs.	85–89 Yrs.	90–94 Yrs.	95–99 Yrs.	100 Years and over.	Not stated.
74	Leukæmias and aleukæmias ..... M.	24			1					2		1	2	1	2		1	6	2	2	1	2		1				
	" ..... F.	31	1		1	2			2	1	1	2		2	3	2	1		3	5	4	1						
	(a) Leukæmias ..... M.	23			1					2		1	2	1	1		1	6	2	2	1	2		1				
	" ..... F.	31	1		1	2			2	1	1	2		2	3	2	1		3	5	4	1						
	(b) Aleukæmias (Hodgkin's disease excepted) ..... M.	1													1													
75	Diseases of the spleen ..... M.	3						1							1		1											
	" ..... F.	4						1									2				1							
76	Other diseases of the blood and blood-forming organs ..... F.	1																	1									
	Class V. Chronic poisoning and intoxication ..... Total	10									2		1	2			1	1	1	1	1							
	" ..... M.	7												2			1	1	1	1	1							
	" ..... F.	3									2		1															
77	Alcoholism ..... M.	7												2			1	1	1	1	1							
	" ..... F.	3									2		1															
	(a) Acute alcoholism ..... M.	2												1			1											
	" ..... F.	1									1																	
	(b) Chronic alcoholism ..... M.	1																		1								
	" ..... F.	1											1															
	(c) Others under this title ..... M.	4												1				1	1		1							
	" ..... F.	1									1																	
	Class VI. Diseases of the nervous system and sense organs ..... Total	943	14	2	2	2		7	2	3	8	5	8	9	13	29	43	58	97	136	147	161	110	62	17	5	2	1
	Ditto ..... M.	510	8	2	1	1		3	1	1	5	2	2	3	2	16	23	25	55	82	79	93	59	34	10	1	1	1
	" ..... F.	433	6		1	1		4	1	2	3	3	6	6	11	13	20	33	42	54	68	68	51	28	7	4	1	
80	Encephalitis (non-epidemic) ..... M.	2									1							1										
	" ..... F.	4	1						1			1			1													
	(a) Intracranial abscess ..... M.	2									1							1										
	" ..... F.	2										1			1													
	(b) Others under this title ..... F.	2	1						1																			
81	Meningitis (non-meningococcal) ..... M.	5	1		1	1								1				1										
	" ..... F.	6	2					2				1					1											
	(a) Simple meningitis ..... M.	5	1		1	1								1				1										
	" ..... F.	5	2					1				1					1											
	(b) Acute cerebrospinal meningitis ..... F.	1						1																				
82	Diseases of the medulla and spinal cord ..... M.	9														1	1	2	1		1		3					
	" ..... F.	13								1				1	1	1	2		1	3	2			1				
83	Intracranial lesions of vascular origin ..... M.	441		1				1			2	1		1	1	12	18	19	49	74	75	88	55	31	10	1	1	1
	" ..... F.	363	1							1	1	1	1	1	6	11	15	30	37	47	56	66	50	27	7	4	1	
	(a) Cerebral hæmorrhage or effusion ..... M.	182		1				1			1	1				7	13	13	25	33	34	23	14	12	3	1		
	" ..... F.	162	1							1	1	1	1		3	10	8	18	15	23	21	33	13	9	2	2		
	(b) Cerebral embolism and thrombosis ..... M.	23														2		1	3	6	1	4	4	1	1			
	" ..... F.	22												1	1		1	1	2	1	7	3	5					
	(c) Cerebral softening ..... M.	2																		1			1					
	" ..... F.	2																			1			1				
	(d) Hemiplegia and other paralysis of unspecified origin ..... M.	7									1									3	1	1		1				

	Ditto F.	9																4	2	1		2					
	(e) With mention of arteriosclerosis M.	227											1	1	3	5	5	21	31	39	60	36	17	6		1	1
	,, F.	168												2	1	6	11	16	21	26	30	30	17	5	2	1	
84	Mental disorders and deficiency (general paralysis of the insane excepted) M.	8							1		1					2			1		2		1				
	Ditto F.	7				1				2			1						1	1	1						
	(a) Schizophrenia (dementia præcox) M.	1														1											
	,, F.	1											1														
	(b) Others under this title M.	7							1		1					1			1		2		1				
	,, F.	6				1				2									1	1	1						
85	Epilepsy M.	7	1					1		1			1		1			1					1				
	,, F.	6					1					3	1			1											
86	Convulsions (under 5 years of age) M.	4	4																								
	,, F.	3	2		1																						
87	Other diseases of the nervous system M.	27					1			1		2			1	1	2	4	7	3	3	1	1				
	,, F.	28										2	2	3	1	1	3	3	3	8	1	1					
	(a) Chorea M.	1								1																	
	(c) Paralysis agitans M.	11																4	4		2	1					
	,, F.	7											1				1	1	2	1		1					
	(d) Disseminated sclerosis M.	13										1			1	1	2		3	3	1		1				
	,, F.	19										2	1	3	1	1	2	1	1	6	1						
	(e) Others under this title M.	2					1					1															
	,, F.	2																1		1							
88	Diseases of organs of vision F.	1																		1							
89	Diseases of the ear and of the mastoid process M.	7	2	1			1							1	1	1											
	,, F.	2					1											1									
	(a) Otitis and other diseases of the ear M.	2	1													1											
	,, F.	2					1											1									
	(b) Diseases of the mastoid process M.	5	1	1			1							1	1												
	Class VII. Diseases of the circulatory system Total	3256		1			2	1	5	9	10	9	27	54	73	131	233	395	516	535	514	400	249	69	19	1	3
	,, M.	2152		1				1	4	2	8	4	14	36	47	101	160	301	367	358	349	213	130	35	12		3
	,, F.	1104					2		1	7	2	5	13	18	26	30	67	94	149	177	165	187	119	34	7	1	
90–95	Diseases of the heart M.	2024		1				1	4	2	7	4	13	35	47	97	163	293	349	336	326	188	111	34	10		3
	,, F.	1033					2		1	7	2	5	11	16	25	27	61	94	145	168	162	173	96	31	6	1	
90	Pericarditis (acute rheumatic excluded) M.	1																			1						
	,, F.	2										1							1								
	(b) Others under this title M.	1																			1						
	,, F.	2										1							1								
91	Acute endocarditis (non-rheumatic) M.	6												1		1	1		2			1					
	,, F.	6					1			4					1												
	(a) Bacterial endocarditis (acute, subacute, or unspecified) M.	6												1		1	1		2			1					
	Ditto F.	4					1			2					1												
	(b) Other acute or subacute endocarditis F.	1								1																	
	(c) Endocarditis (not specified under 45 years) F.	1								1																	
92	Chronic affections of the valves and endocardium M.	135		1					2	1	4	3	2	2	7	7	14	28	19	15	13	8	7	1	1		
	,, F.	91							1	2	1	2	4	3	2	5	9	10	14	8	9	14	4	3			
	(a) Specified valvular diseases (rheumatic) M.	58		1					2	1	4	2	2		5	3	6	14	5	6	4	2		1			
	,, F.	42							1	1	1	2	2	2	2	4	5	6	5	1	3	6	1				
	(b) Other specified valvular diseases (non-rheumatic) M.	67										1		2	2	3	6	13	11	8	8	6	6		1		
	,, F.	45								1			2	1		1	4	3	9	7	6	7	1	3			
	(c) Unspecified valvular lesions and endocarditis M.	10														1	2	1	3	1	1		1				
	,, F.	4																1				1	2				
93	Diseases of the myocardium M.	1238						1	2	1	3	1	5	20	18	47	75	159	212	215	223	136	88	26	5		1
	,, F.	696								1		2	3	10	13	13	40	55	87	104	121	133	81	26	6	1	
	(a) Acute myocarditis M.	9													1	1	1		1	1		3	1				
	,, F.	6										1					1		1		2			1			

TABLE 24.—CAUSES OF DEATH BY SEX AND AGE, BY PLACE OF RESIDENCE, BRITISH COLUMBIA, 1946—*Continued.*

Int. List No.	CAUSES OF DEATH.	TOTAL.	AGES. Under 1 Year.	1 Year.	2 Years.	3 Years.	4 Years.	5–9 Yrs.	10–14 Yrs.	15–19 Yrs.	20–24 Yrs.	25–29 Yrs.	30–34 Yrs.	35–39 Yrs.	40–44 Yrs.	45–49 Yrs.	50–54 Yrs.	55–59 Yrs.	60–64 Yrs.	65–69 Yrs.	70–74 Yrs.	75–79 Yrs.	80–84 Yrs.	85–89 Yrs.	90–94 Yrs.	95–99 Yrs.	100 Years and over.	Not stated.
	Diseases of the heart—*Continued.*																											
	Diseases of the myocardium—*Continued.*																											
	(b) Myocarditis (not specified under 45 years) ..... M.	1												1														
	(c) Chronic myocarditis and myocardial degeneration (rheumatic) ..... M.	23								1					1				5	3	3	7	1	2				
	Ditto ..... F.	28												1	2	1	1	2		3	8	2	7	1				
	(d) Chronic myocarditis (non-rheumatic) ..... M.	1065							1	1	1	3	1	4	18	14	38	64	139	179	178	190	120	82	26	5		1
	" ..... F.	575									1		1	2	7	5	8	34	46	76	84	103	114	67	20	6	1	
	(e) Other myocarditis (not specified) ..... M.	140													1	3	8	10	15	29	33	26	12	3				
	" ..... F.	87													1	7	4	3	9	7	12	14	12	13	5			
94	Diseases of the coronary arteries and angina pectoris ..... M.	587												4	11	22	40	68	98	105	99	77	38	13	6	4		2
	" ..... F.	195												2	1	6	7	12	21	36	51	28	20	9	2			
	(a) Diseases of the coronary arteries ..... M.	576												4	11	22	39	66	96	101	98	77	37	13	6	4		2
	" ..... F.	190												2	1	6	7	11	21	34	49	28	20	9	2			
	(b) Angina pectoris ..... M.	11															1	2	2	4	1		1					
	" ..... F.	5																1		2	2							
95	Other diseases of the heart ..... M.	57												2	1		2	5	8	11	7	12	5	3	1			
	" ..... F.	43						1				1		2	2	3	2		8	7	5	4	6	2				
	(a) Functional diseases of the heart (no organic lesion) ..... M.	6												1	1				1	1		1	1					
	Ditto ..... F.	1																		1								
	(b) Other diseases of the heart (rheumatic) ..... M.	7																1	3	1	2							
	" ..... F.	19						1						2	1	3	2		3	3		1	3					
	(c) Other diseases of the heart (non-rheumatic) ..... M.	44												1			2	4	4	9	5	11	4	3	1			
	" ..... F.	23										1			1				5	3	5	3	3	2				
96	Aneurism (heart and aorta excepted) ..... M.	36										1		1	1		4		2	8	6	5	5	3				
	" ..... F.	8												1	1	1		1		1	2		1					
97	Arteriosclerosis (coronary or renal sclerosis or cerebral hæmorrhage excepted) ..... M	68																2	1	5	10	14	18	15	1	2		
	Ditto ..... F.	42																		2	6	2	10	18	3	1		
98	Gangrene ..... M.	5																1	2			1		1				
	" ..... F.	1																						1				
99	Other diseases of the arteries ..... M.	9																	2	3	2	2						
	" ..... F.	10													1		2			1	1		2	3				
100	Diseases of the veins ..... M.	7																	1	1	2	1	2					
	" ..... F.	4															1	2				1						
102	High blood-pressure (idiopathic) ..... M.	2																		1	1							
	" ..... F.	6												1				3					1	1				
103	Other diseases of the circulatory system ..... M.	1																			1							
	Class VIII. Diseases of the respiratory system ..... Total	560	123	11	7	6	3	5		6	6	2	7	6	10	12	17	19	42	50	59	49	49	37	24	8	2	
	" ..... M.	339	69	5	2	2	1	3		5	5	2	4	3	6	8	10	11	31	38	36	29	31	22	14	1	1	
	" ..... F.	221	54	6	5	4	2	2		1	1		3	3	4	4	7	8	11	12	23	20	18	15	10	7	1	
104	Diseases of the nasal fossæ and accessory sinuses ..... M.	3	1								1															1		
	" ..... F.	3	3																									
105	Diseases of the larynx ..... M.	1																							1			
	" ..... F.	5			2	2															1							

106	Bronchitis	M.	17	3								2							1	1	2	2		3	2	1			
	"	F.	12	1		1		1								1			1	1		2	1	1	1	1			
	(a) Acute	M.	2	1																						1			
	"	F.	3	1				1														1							
	(b) Chronic	M.	9									2								1	2	2		1	1				
	"	F.	5													1			1	1		1	1						
	(c) Unspecified	M.	6	2															1					2	1				
	"	F.	4			1																		1	1	1			
107	Bronchopneumonia	M.	119	32	1	1	1	1							1	1	2	5	5	10	12	7	12	10	12	5		1	
	"	F.	92	25	4	2		1	2							1		2	4	3	4	10	8	8	7	7	3	1	
108	Lobar pneumonia	M.	96	12	2				1		3		1	2	1	1	1	2	2	11	9	19	11	12	3	3			
	"	F.	50	8	1						1	1		2	3	2	1	3	3		5	6	6	3	4		1		
109	Pneumonia (unspecified)	M.	59	19	2	1	1		1		2	1		1		2	3	1	1	1	8	4	2	4	3	2			
	"	F.	35	14	1		1													2	1	2	4	6	2		2		
110	Pleurisy	M.	7	1												2				2		1			1				
	"	F.	8	3													1	2		1		1							
	(a) Empyema	M.	2													1						1							
	(b) Others under this title	M.	5	1												1				2					1				
	"	F.	8	3													1	2		1		1							
111	Hæmorrhagic infarction, congestion, œdema, and thrombosis of the lungs	M.	9						1			1						1			2	1	1			2			
	Ditto	F.	8																	2	1		1		1	2	1		
	(a) Hæmorrhagic infarction and thrombosis of the lungs	M.	4									1						1			1	1							
	Ditto	F.	1																	1									
	(b) Others under this title	M.	5						1												1		1			2			
	"	F.	7																	1	1		1		1	2	1		
112	Asthma	M.	14	1										1						4	3	1	3	1					
	"	F.	5				1							1			1			1	1								
114	Other diseases of the respiratory system (tuberculosis excepted)	M.	14										1		1		2	1	2	2	2	1		1	1				
	Ditto	F.	3														1			1		1							
	(a) Silicosis	M.	6												1			1		1	2			1					
	(b) Other and unspecified forms of pneumoconioses	M.	2																1			1							
	(c) Gangrene of lung	M.	1																						1				
	(d) Others under this title	M.	5										1				2		1	1									
	"	F.	3														1			1		1							
	Class IX. Diseases of the digestive system	Total	487	72	5	4	3	2	11	5	7	10	3	7	4	17	19	30	43	42	67	58	40	23	11	3	1		
	"	M.	305	46		2		1	5	3	3	3	1	5	1	13	11	23	28	30	44	43	26	12	3	1	1		
	"	F.	182	26	5	2	3	1	6	2	4	7	2	2	3	4	8	7	15	12	23	15	14	11	8	2			
115	Diseases of the buccal cavity and annexa, and of the pharynx and tonsils	M.	5					1	3					1															
	Ditto	F.	7	1		1			3			1							1										
	(a) Diseases of the teeth and gums	M.	1											1															
	"	F.	1						1																				
	(b) Septic sore throat	M.	2					1	1																				
	(c) Diseases of the pharynx and tonsils	M.	2						2																				
	"	F.	6	1		1			2			1							1										
117	Ulcer of the stomach or duodenum	M.	78									1				4	6	9	10	11	16	12	4	5					
	"	F.	23		1									1	1		1		3	2	7	3	1	3					
	(a) Stomach	M.	43									1				2	3	3	7	10	10	4	2	1					
	"	F.	15											1			1		3	2	4	3		1					
	(b) Duodenum	M.	35													2	3	6	3	1	6	8	2	4					
	"	F.	8		1										1						3		1	2					
118	Other diseases of the stomach	M.	2																1	1									
	"	F.	1																				1						

TABLE 24.—CAUSES OF DEATH BY SEX AND AGE, BY PLACE OF RESIDENCE, BRITISH COLUMBIA, 1946—*Continued.*

Int. List No.	CAUSES OF DEATH.		TOTAL.	AGES. Under 1 Year.	1 Year.	2 Years.	3 Years.	4 Years.	5–9 Yrs.	10–14 Yrs.	15–19 Yrs.	20–24 Yrs.	25–29 Yrs.	30–34 Yrs.	35–39 Yrs.	40–44 Yrs.	45–49 Yrs.	50–54 Yrs.	55–59 Yrs.	60–64 Yrs.	65–69 Yrs.	70–74 Yrs.	75–79 Yrs.	80–84 Yrs.	85–89 Yrs.	90–94 Yrs.	95–99 Yrs.	100 Years and over.	Not stated.
119	Diarrhœa and enteritis (under 2 years of age)	M.	45	45																									
	"	F.	27	24	3																								
	(a) Diarrhœa and enteritis	M.	42	42																									
	"	F.	27	24	3																								
	(b) Ulceration of the intestines	M.	3	3																									
120	Diarrhœa and enteritis (2 years of age and over)	M.	10			2			2			1		1		2				2									
	"	F.	9			1	1				1					1		1	1		1		1			1			
	(a) Diarrhœa and enteritis	M.	6			2			2					1						1									
	"	F.	4			1	1														1					1			
	(b) Ulceration of the intestines	M.	4									1				2				1									
	"	F.	5								1					1		1	1				1						
121	Appendicitis	M.	27							2	1	1	1	3		1	2	3	4	4		4	1						
	"	F.	16					1	1	1	2	4		1				1		2	2	1							
122	Hernia, intestinal obstruction	M.	56							1	2					3	1	4	3	3	10	14	8	5	1		1		
	"	F.	29				1		2	1	1	1			1	1	3	1	1	1	5	1	3	4	1	1			
	(a) Hernia	M.	29							1						1		2	1	2	6	8	3	3	1		1		
	"	F.	7														3				1		1	1		1			
	(b) Intestinal obstruction	M.	27								2					2	1	2	2	1	4	6	5	2					
	"	F.	22				1		2	1	1	1			1	1		1	1	1	4	1	2	3	1				
123	Other diseases of the intestines	M.	7															1	1	1	1	2	1						
	"	F.	8	1														2	1			1	2		1				
124	Cirrhosis of the liver	M.	50													1	2	4	4	6	10	10	8	2	2	1			
	"	F.	23										1		1	1	2	1	3	1	3	6	1		3				
	(a) With mention of alcoholism	M.	1																		1								
	"	F.	1																1										
	(b) Without mention of alcoholism	M.	49													1	2	4	4	6	9	10	8	2	2	1			
	"	F.	22										1		1	1	2	1	2	1	3	6	1		3				
125	Other diseases of the liver	M.	4															1			2		1						
	"	F.	5									1	1			1	1						1						
	(a) Acute yellow atrophy	M.	1															1											
	"	F.	1														1												
	(b) Others under this title	M.	3																		2		1						
	"	F.	4									1	1			1							1						
126	Biliary calculi	M.	5																1	2	1		1						
	"	F.	21															1	3	4	5	3	1	2	2				
127	Other diseases of the gall-bladder and bile-ducts	M.	6															1	3				2						
	"	F.	9		1												1		1	2			1	2	1				
128	Diseases of the pancreas	M.	8	1											1	1			1		3	1							
	"	F.	3				1												1				1						
129	Peritonitis without stated cause	M.	2													1					1								
	"	F.	1																				1						
	Class X. Diseases of the urinary and genital systems	Total	496	1					4	3	2	6	6	7	13	10	19	18	33	71	75	69	70	49	28	10	2		
	"	M.	342	1					2	3	1	3	4	4	7	6	11	11	23	53	50	52	51	33	20	6	1		
	"	F.	154						2		1	3	2	3	6	4	8	7	10	18	25	17	19	16	8	4	1		
130	Acute nephritis	M.	5	1						2								1	1										
	"	F.	4												1									2	1				

131	Chronic nephritis ... M.	211						2	1		3	3	3	5	6	10	7	16	42	30	24	25	22	7	4	1		
	,, ... F.	124						1		1	2	2	3	4	4	7	7	7	10	21	16	15	13	7	3	1		
132	Nephritis unspecified (over 10 years of age) ... M.	11											1							2	1	3	2	1	1			
	,, ... F.	5														1		1	1			2						
133	Other diseases of the kidneys and ureters ... M.	14								1		1		1				2		1	5	2		1				
	,, ... F.	9						1			1			1					3			2	1					
134	Calculi of the urinary passages ... M.	13												1			3	1	2	2	2	1		1				
	,, ... F.	2																	1		1							
135	Diseases of the urinary bladder ... M.	7																2			2	1	1	1				
	,, ... F.	4																1	1	1					1			
136	Diseases of the urethra, urinary abscess, etc. ... M.	3														1			1		1							
	(a) Stricture of the urethra ... M.	2																	1		1							
	(b) Others under this title ... M.	1														1												
137	Diseases of the prostate ... M.	78																1	8	15	17	19	8	9	1			
139	Diseases of the female genital organs (non-venereal) ... F.	6																1	2	3								
	(a) Ovaries, Fallopian tubes, and parametria ... F.	1																		1								
	(b) Uterus ... F.	4																1	1	2								
	(c) Others under this title ... F.	1																	1									
	Class XI. Diseases of pregnancy, childbirth, and the puerperal state ... Total	38								2	1	11	14	7	1	2												
140	Abortion with mention of infection ... F.	1										1																
	(c) Self-induced ... F.	1										1																
142	Ectopic gestation ... F.	1											1															
	(b) *Without mention of infection* ... F.	1											1															
144	Toxæmias of pregnancy—death prior to delivery ... F.	4											3		1													
	(b) Albuminuria and nephritis of pregnancy ... F.	3											2		1													
	(c) Acute yellow atrophy of liver ... F.	1											1															
145	Other diseases and accidents of pregnancy—death prior to delivery ... F.	2										1	1															
	(a) With mention of infection ... F.	1										1																
	(b) *Without mention of infection* ... F.	1											1															
146	Hæmorrhage of childbirth and the puerperium ... F.	6										1	3	2														
	(b) Premature separation of placenta ... F.	1											1															
	(c) Others under this title ... F.	5										1	2	2														
147	Infection during childbirth and the puerperium ... F.	14								1	1	4	4	2		2												
	(a) Puerperal pyelitis and pyelonephritis ... F.	2										1		1														
	(b) General or local puerperal infection ... F.	3											1	1		1												
	(c) Puerperal thrombophlebitis ... F.	1											1															
	(d) Puerperal emolism and sudden death ... F.	8								1	1	3	2			1												
148	Puerperal toxæmias—following delivery ... F.	5										3	1	1														
	(a) Puerperal eclampsia ... F.	3										1	1	1														
	(b) Puerperal albuminuria and nephritis ... F.	1										1																
	(d) Others under this title ... F.	1										1																
149	Other accidents of childbirth ... F.	2										1		1														
	(a) Laceration, rupture, or other trauma of pelvic organs and tissues ... F.	1												1														
	(b) Other conditions of childbirth ... F.	1										1																
150	Other and unspecified conditions of childbirth and the puerperal state ... F.	3								1			1	1														
	(c) Others under this title ... F.	3								1			1	1														
	Class XII. Diseases of the skin and cellular tissue ... Total	5	2							1	1			1														
	,, ... M.	1												1														
	,, ... F.	4	2							1	1																	
151	Carbuncle and furuncle ... M.	1												1														
	,, ... F.	1	1																									
153	Other diseases of the skin and cellular tissue ... F.	3	1							1	1																	

TABLE 24.—CAUSES OF DEATH BY SEX AND AGE, BY PLACE OF RESIDENCE, BRITISH COLUMBIA, 1946—*Continued.*

Int. List No.	CAUSES OF DEATH.	TOTAL.	AGES. Under 1 Year.	1 Year.	2 Years.	3 Years.	4 Years.	5–9 Yrs.	10–14 Yrs.	15–19 Yrs.	20–24 Yrs.	25–29 Yrs	30–34 Yrs.	35–39 Yrs.	40–44 Yrs.	45–49 Yrs.	50–54 Yrs.	55–59 Yrs.	60–64 Yrs.	65–69 Yrs	70–74 Yrs.	75–79 Yrs.	80–84 Yrs	85–89 Yrs.	90–94 Yrs	95–99 Yrs	100 Years and over.	Not stated.
	Class XIII. Diseases of the bones and organs of movement ....Total	11				1			1		1		1	1				1	2	2	1							
	Ditto ....M.	7											1					1	2	2	1							
	" ....F.	4				1			1		1			1														
155	Other diseases of the bones (tuberculosis excepted) ....M.	2											1								1							
	" ....F.	1				1																						
156	Diseases of the joints and other organs of movement ....M.	5																1	2	2								
	" ....F.	3							1		1			1														
	(a) Diseases of the joints (tuberculosis and rheumatism excepted) ....M.	1																		1								
	(b) Others under this title ....M.	4																1	2	1								
	" ....F.	3							1		1			1														
	Class XIV. Congenital malformations ....Total	146	124	7			1	1	2	1	2	1		1	1	1	1	3										
	" ....M.	85	72	3				1	2		1	1		1	1			3										
	" ....F.	61	52	4			1			1	1					1	1											
157	Congenital malformations ....M.	85	72	3				1	2		1	1		1	1			3										
	" ....F.	61	52	4			1			1	1					1	1											
	(a) Congenital hydrocephalus ....M.	13	10	1					2																			
	" ....F.	10	8	1							1																	
	(b) Spina bifida and meningocele ....M.	7	7																									
	" ....F.	7	7																									
	(c) Anencephalus ....F.	2	2																									
	(d) Congenital malformations of the heart ....M.	33	27	2							1	1						2										
	" ....F.	30	26	2			1			1																		
	(e) Others under this title ....M.	32	28					1						1	1			1										
	" ....F.	12	9	1												1	1											
	Class XV. Diseases peculiar to the first year of life ....Total	389	389																									
	" ....M.	226	226																									
	" ....F.	163	163																									
158	Congenital debility ....M.	11	11																									
	" ....F.	6	6																									
159	Premature birth ....M.	131	131																									
	" ....F.	108	108																									
160	Injury at birth ....M.	41	41																									
	" ....F.	34	34																									
	(a) Intracranial or spinal hæmorrhage ....M.	17	17																									
	" ....F.	13	13																									
	(b) Other intracranial or spinal injuries ....M.	2	2																									
	" ....F.	1	1																									
	(c) Others under this title ....M.	22	22																									
	" ....F.	20	20																									
161	Other diseases peculiar to the first year of life ....M.	43	43																									
	" ....F.	15	15																									

	(a) Asphyxia (unspecified), atelectasis ... M.	21	21																								
	" ... F.	8	8																								
	(b) Infection of the umbilicus, pemphigus, and other infections ... M.	2	2																								
	(c) Other specified diseases peculiar to the first year of life ... M.	20	20																								
	Ditto ... F.	7	7																								
	Class XVI. Senility ... Total	175																2	4	23	34	45	32	20	12	3	
	" ... M.	95																	1	14	21	26	18	10	4	1	
	" ... F.	80																2	3	9	13	19	14	10	8	2	
162	Senility ... M.	95																	1	14	21	26	18	10	4	1	
	" ... F.	80																2	3	9	13	19	14	10	8	2	
	(a) With dementia ... M.	46																	1	9	9	17	7	3			
	" ... F.	20																1		3	7	5	2	1	1		
	(b) Without dementia ... M.	49																		5	12	9	11	7	4	1	
	" ... F.	60																1	3	6	6	14	12	9	7	2	
	Class XVII. Violent or accidental deaths ... Total	888	19	14	12	9	6	33	22	40	45	60	50	44	57	54	44	65	56	61	66	47	35	35	8	2		4
	" ... M.	651	9	7	10	5	4	25	19	31	33	44	41	33	49	44	37	57	43	53	42	29	17	13	2			4
	" ... F.	237	10	7	2	4	2	8	3	9	12	16	9	11	8	10	7	8	13	8	24	18	18	22	6	2		
163, 164	Suicides ... M.	111								2	2	7	13	5	8	9	11	10	15	5	14	8	2					
	" ... F.	29								1	3	6	2	3	2	5	1	3	1	1	1							
163	Suicide by poisoning ... M.	19									1	2	2		1		1	3	4		4		1					
	" ... F.	12								1	1	4		2	1	1	1	1										
	(a) By corrosive substances, solid and liquid poisonings ... M.	4										1	1								2							
	Ditto ... F.	5										3		1		1												
	(b) By poisonous gas ... M.	15									1	1	1		1		1	3	4		2		1					
	" ... F.	7								1	1	1		1	1		1	1										
164	Suicide by other means ... M.	92								2	1	5	11	5	7	9	10	7	11	5	10	8	1					
	" ... F.	17									2	2	2	1	1	4		2	1	1	1							
	(a) By hanging or strangulation ... M.	30										2	3		1	5	3	3	5	3	4	1						
	" ... F.	7									1	1	1			1		2	1									
	(b) By drowning ... M.	9											1		2		3				1	1	1					
	" ... F.	3														2				1								
	(c) By firearms or explosives ... M.	38								2		2	6	4	3	3	3	2	4	2	2	4						
	" ... F.	4									1		1	1							1							
	(d) By cutting or piercing instruments ... M.	7											1		1		1	1	1		1	1						
	(e) By jumping from high places ... M.	7									1			1		1			1		2	1						
	" ... F.	3										1			1	1												
	(f) By crushing ... M.	1										1																
166–168	Homicides ... M.	10							2					3	1			2	1				1					
	" ... F.	13	1	2	1			2		1	1		1	2		1	1											
166	Homicides by firearms ... M.	4							1					2	1													
	" ... F.	4			1			1			1		1															
167	Homicide by cutting or piercing instruments ... M.	1							1																			
	" ... F.	5		2										2			1											
168	Homicide by other or unspecified means ... M.	5												1				2	1				1					
	" ... F.	4	1					1		1						1												
169–195	Accidental deaths ... M.	530	9	7	10	5	4	25	17	29	31	37	28	25	40	35	26	45	27	48	28	21	14	13	2			4
	" ... F.	195	9	5	1	4	2	6	3	7	8	10	6	6	6	4	5	5	12	7	23	18	18	22	6	2		
169	Railway accidents (excluding motor-vehicles) ... M.	23			1				1	1	2	2	2	1	2		1	4	2	1			1					2
	" ... F.	2													1						1							
170	Motor-vehicle accidents ... M.	113		2	3	4	1	6	3	7	13	12	6	4	8	6	3	7	6	8	11	2		1				
	" ... F.	39			1		1	3		5	3	4	3	3	2	3	1	1	4	1	4							
	(a) Collisions with trains ... M.	6							1			3					1	1										
	" ... F.	1														1												

TABLE 24.—CAUSES OF DEATH BY SEX AND AGE, BY PLACE OF RESIDENCE, BRITISH COLUMBIA, 1946—*Continued.*

Int. List No.	CAUSES OF DEATH.	TOTAL.	AGES. Under 1 Year.	1 Year.	2 Years.	3 Years.	4 Years.	5–9 Yrs.	10–14 Yrs.	15–19 Yrs.	20–24 Yrs.	25–29 Yrs.	30–34 Yrs.	35–39 Yrs.	40–44 Yrs.	45–49 Yrs.	50–54 Yrs.	55–59 Yrs.	60–64 Yrs.	65–69 Yrs.	70–74 Yrs.	75–79 Yrs.	80–84 Yrs.	85–89 Yrs.	90–94 Yrs.	95–99 Yrs.	100 Years and over.	Not stated.
	Accidental deaths—*Continued.*																											
	Motor-vehicle accidents—*Continued.*																											
	(b) Collisions with street-cars ... M.	2													1					1								
	(c) Automobile accidents (excluding trains or street-cars) ... M.	98		2	3	4	1	6	2	6	10	9	5	4	6	6	1	6	6	7	11	2		1				
	Ditto ... F.	37			1		1	3		5	3	4	3	3	2	2	1	1	4	1	3							
	(d) Motor-cycle accidents (excluding automobiles) ... M.	7								1	3		1		1		1											
	" ... F.	1																			1							
171	Street-car and other road transport accidents ... M.	12						2								1	1	1	2	1	2	1	1					
	" ... F.	2																			1	1						
	(a) Street-car accidents (excluding trains and motor-vehicles) ... M.	11						2								1		1	2	1	2	1	1					
	Ditto ... F.	2																			1	1						
	(b) Others under this title ... M.	1															1											
172	Water transport accidents ... M.	22						1		2	3	3	5	1	1	2			1	2		1						
	" ... F.	1												1														
173	Air transport accidents ... M.	5									1	2		1														1
	" ... F.	2				1					1																	
174	Accidents in mines and quarries ... M.	11								1	1	1	2	1	1	1		1		2								
175	Agricultural and forestry accidents ... M.	44								6	1	6	4	4	9	5	4	2	1	1	1							
	(a) Accidents involving agricultural machinery and vehicles ... M.	1											1															
	(b) Injury by animals, in agriculture ... M.	2													1				1									
	(c) Other agricultural accidents ... M.	2												1	1													
	(d) Accidents involving forestry machinery and vehicles ... M.	6										2	2		1					1								
	(e) Other forestry accidents ... M.	33								6	1	4	1	3	6	5	4	2			1							
176	Other accidents involving machinery ... M.	20						2			2	2	2	1	3	1	3	4										
177	Food poisoning ... F.	1	1																									
178	Accidental absorption of poisonous gas ... M.	10									1	1			1	1	1	1	1	2	1							
	" ... F.	3									2						1											
	(a) Coal and illuminating gas ... M.	6									1					1	1	1		2								
	" ... F.	2									1						1											
	(b) Motor-vehicle exhaust gas ... F.	1									1																	
	(c) Other carbon-monoxide gas ... M.	3										1			1				1									
	(d) Other poisonous gases ... M.	1																			1							
179	Acute accidental poisoning by solids or liquids ... M.	1														1												
	" ... F.	2		1							1																	
180	Conflagration ... M.	18	1	1	3			1	1						1	1	1	4	1	1		2						
	" ... F.	6	1					1				1						1			1		1					
181	Accidental burns (conflagration excepted) ... M.	10										1		1	1		1	1	2		1		2					
	" ... F.	10	2	1				1	1			2			1				1			1						
182	Accidental mechanical suffocation ... M.	4	1					1							1	1												
	" ... F.	4	3														1											
183	Accidental drowning ... M.	77		3	2	1	3	8	8	7	2	2	3	2	5	3	2	5	2	10	2	2	3	1				1
	" ... F.	15		1		3	1	1	1			2		1	1		1			1	1		1					
184	Accidental injury by firearms ... M.	14						1		1	2	1		1		4	1	1	2									
	" ... F.	1											1															

185	Accidental injury by cutting or piercing instruments....M.	2						1														1						
186	Accidental injury by fall or crushing....M.	98		1			2	1	3	2	2		3	5	6	6	10	5	15	9	11	6	9	2				
	" ....F.	85	2						1		1		1		1	1	3	6	4	10	14	15	19	5	2			
	(a) Accidental injury by fall....M.	89		1			1	1	3	1	1		2	4	5	6	8	5	14	9	11	6	9	2				
	" ....F.	83	2										1		1	1	3	6	4	10	14	15	19	5	2			
	(b) Accidental injury by crushing....M.	9					1			1	1		1	1	1		2		1									
	" ....F.	2							1		1																	
187	Cataclysm ....M.	1															1											
188	Injury by animals....M.	4						1									1		1				1					
190	Excessive cold ....M.	1														1												
	" ....F.	2																		1	1							
193	Accidents due to electric currents....M.	6							1	1	1		2			1												
194	Attack by venomous animals (non-occupational)....F.	1	1																									
195	Other accidents ....M.	34	7	1			1	1			1	4	3	2	2		2	2	4	1	2		1					
	" ....F.	19	1					1	1	1		2		1				1	1	4	1	1	3	1				
	(d) *Obstruction, suffocation, or puncture by ingested objects* ....M.	7	6																1									
	Ditto ....F.	4	1					1		1										1								
	(e) Other and unspecified objects....M.	27	1	1			1	1			1	4	3	2	2		2	2	3	1	2		1					
	" ....F.	15							1			2		1				1	1	3	1	1	3	1				
	Class XVIII. Ill-defined and unknown causes of death..Total	73	29	2		1		1	1	2	1		1	1	3	1	2	3	6	5	9	3	1				1	
	" ....M.	44	16	1				1						1	1	1	1	2	6	5	6	2					1	
	" ....F.	29	13	1		1			1	2	1		1		2		1	1			3	1	1					
200	Ill-defined and unknown causes....M.	44	16	1				1						1	1	1	1	2	6	5	6	2					1	
	" ....F.	29	13	1		1			1	2	1		1		2		1	1			3	1	1					
	(a) Ill-defined ....M.	25	6	1										1	1		1	1	5	4	3	1					1	
	" ....F.	9	4							1											2	1	1					
	(b) Found dead ....M.	2																		1	1							
	" ....F.	1																			1							
	(c) Unknown or unspecified cause....M.	17	10					1								1		1	1		2	1						
	" ....F.	19	9	1		1			1	1	1		1		2		1	1										

CLASSIFICATION OF ACCIDENTAL DEATHS ACCORDING TO THE NATURE OF INJURY.

(These accidental deaths are classified above according to circumstances involving the accident, under rubrics 169 to 176, 178, 180, 181, 182, 183, 185, 186, 187, and 193.)

	Accidental absorption of poisonous gas....M.	16			1						1	1			2	1	1	3	2	3	1							
	" ....F.	4					1				2						1											
	Accidental burns ....M.	27	1	1	2			1	1			3	1	1	1	1	2	3	2	1	1	2	2					1
	" ....F.	15	3	1				1	1			3			1			1	1		1	1	1					
	Accidental mechanical suffocation....M.	5	1					1			1				1	1												
	" ....F.	4	3														1											
	Accidental drowning ....M.	105		4	3	1	3	9	8	10	4	6	8	4	6	6	2	6	3	12	2	3	3	1				1
	" ....F.	23		1		4	2	2	1		2	3	1	2	1		1			1	1		1					
	Accidental injury by cutting or piercing instruments....M.	4							1					1			1				1							
	" ....F.	2												1							1							
	Accidental injury by fall....M.	95			1			2	1	4	1	3	1	2	5	5	6	8	5	14	9	11	6	9	2			
	" ....F.	83		2										1		1	1	3	6	4	10	14	15	19	5	2		
	Accidental injury by crushing....M.	215		1	3	4	1	10	4	13	20	21	13	11	22	14	11	21	11	12	14	4	2	1				2
	" ....F.	38			1			2		6	2	4	2	2	3	3	1	1	4	1	5	1						
	Accidents due to electric currents....M.	6								1	1	1		2			1											

TABLE 25.—CAUSES OF DEATH BY SEX, MARITAL STATUS, BIRTHPLACE, AND MONTH OF DEATH IN BRITISH COLUMBIA, BY PLACE OF RESIDENCE, 1946.

Int. List No.	CAUSES OF DEATH.	TOTAL.	MARITAL STATUS.													BIRTHPLACE.					MONTHS.											
				Single.					Married.									Foreign.														
			Under 15 Yrs.	15–24 Yrs.	25–44 Yrs.	45–64 Yrs.	65 Yrs. and over.	Age not stated.	15–24 Yrs.	25–44 Yrs.	45–64 Yrs.	65 Yrs. and over.	Age not stated.	Widowed.	Not stated.	Canada.	British.	United States.	Other.	Not stated.	January.	February.	March.	April.	May.	June.	July.	August.	September.	October.	November.	December.
	Deaths, all causes.....Total	10137	1197	229	207	383	792	3	57	520	1789	2374		2501	85	4486	3557	564	1460	70	925	822	871	855	859	789	754	787	785	859	882	949
	,, ...M.	6245	681	138	154	329	648	3	13	262	1175	1685		1074	83	2612	2117	307	1148	61	570	508	537	547	544	483	449	478	513	510	530	576
	,, ...F.	3892	516	91	53	54	144		44	258	614	689		1427	2	1874	1440	257	312	9	355	314	334	308	315	306	305	309	272	349	352	373
	Class I. Infectious and parasitic, diseases .....Total	817	160	90	48	50	24		23	116	127	71		103	5	517	132	28	135	5	74	71	74	57	83	89	65	63	62	55	58	66
	Ditto .....M.	499	83	43	35	48	24		5	47	106	54		49	5	263	96	16	121	3	45	44	46	38	50	58	40	34	33	35	35	41
	,, ...F.	318	77	47	13	2			18	69	21	17		54		254	36	12	14	2	29	27	28	19	33	31	25	29	29	20	23	25
1	Typhoid fever .....M.	2		2												1	1									1		1				
	,, ...F.	1								1								1									1					
2	Paratyphoid fever .....M.	10	9				1									9	1						1		4	3	2					
	,, ...F.	2	1											1		1	1									2						
6	Cerebrospinal meningitis .....M.	2	1	1												2						1								1		
	,, ...F.	1	1													1									1							
9	Whooping-cough .....F.	5	5													5															3	2
10	Diphtheria .....M.	3	2									1				2	1							1			1		1			
	,, ...F.	2	2													2											1	1				
11	Erysipelas .....F.	1	1													1									1							
12	Tetanus .....M.	1									1								1										1			
13–22	Tuberculosis .....M.	338	41	39	32	33	14		5	39	70	33		28	4	185	61	7	83	2	30	26	27	28	32	36	24	29	25	26	26	29
	,, ...F.	238	50	46	9	2			16	64	14	7		30		201	20	4	11	2	18	18	19	15	27	26	20	25	22	16	17	15
13	Tuberculosis of the respiratory system .....M.	295	20	35	26	33	13		4	37	67	29		27	4	153	61	5	74	2	25	24	21	24	27	32	21	23	22	24	24	28
	Ditto .....F.	197	29	37	9	1			15	60	12	6		28		166	7	3	10	1	17	12	16	13	25	23	17	21	14	12	14	13
	(a) With mention of occupational diseases of lungs .....M.	19		1	5	2					7	2		1	1	2	3	1	13		2	2			2	3		3			2	5
	(b) Without mention of occupational diseases of lungs ....M.	252	13	30	25	25	11		4	34	56	26		25	3	131	57	4	58	2	22	18	20	24	22	28	20	19	20	19	17	23
	Ditto .....F.	168	18	35	9	1			14	50	10	6		25		138	16	3	10	1	14	12	13	10	20	21	15	19	10	10	12	12
	(c) Unspecified site .....M.	19	7	4						2	4	1		1		19					1	3	1		2	1	1	1	2	3	4	
	,, ...F.	26	11	2					1	9	1			2		25	1				3		3	2	5	1	2	2	3	2	2	1
	(d) With mention of dementia præcox .....M.	5		1		3				1						1	1		3			1			1					2	1	
	Ditto .....F.	3								1	1			1		3								1		1			1			
14	Tuberculosis of the meninges and central nervous system .....M.	17	13	2							2					16			1		3		3		2	1	1	1	3	2	1	
	Ditto .....F.	23	18	5												22	1				1	5	3	1	1	2	1	2	4	1	1	1
15	Tuberculosis of the intestines and peritoneum .....M.	7	3		3					1						4		2	1			1	2		1		1	1			1	
	Ditto .....F.	2		1					1							2								1					1			
16	Tuberculosis of the vertebral column .....M.	3	1		1		1									2			1					1		2						
	Ditto .....F.	2								2						2												1			1	

17	Tuberculosis of other bones and joints F.	3		1							1			1		1	1	1						1					2		
	(a) Bones F.	1		1												1								1							
	(b) Joints F.	2									1			1			1	1											2		
19	Tuberculosis of the lymphatic system (bronchial, mesenteric, mediastinal, and retroperitoneal glands excepted) M.	1	1													1								1							
	Ditto F.	1												1						1								1			
20	Tuberculosis of the genito-urinary system M.	4		1	1							1		1		3			1						1			2			1
	Ditto F.	1				1													1								1				
21	Tuberculosis of other organs F.	2									1	1				1	1											1		1	
22	Disseminated tuberculosis M.	11	3	1	1				1	1	1	3				6			5		2	1	1	2	1	1	1	2			
	,, F.	7	3	2						2						7						1				1	1		2	1		1
	(a) Acute generalized miliary M.	7	2		1				1		1	2				4			3		1		1	1	1	1	1				
	,, F.	5	2	1						2						5						1				1	1		1	1		
	(b) Other and unspecified generalized M.	4	1	1						1		1				2			2		1	1		1				1				
	Ditto F.	2	1	1												2													1			1
24	Purulent infection and septicæmia M.	1	1													1											1					
	,, F.	1								1						1										1						
25	Gonococcus infection M.	1				1											1											1				
	,, F.	1	1													1																1
27	Dysentery M.	6	4	1										1		5	1					1		2	1					1	1	
	,, F.	3	1		1							1				3					1									1	1	
30	Syphilis M.	69	5		1	9	6			2	26	8		11	1	22	13	6	27	1	8	6	10	1	9	9	5	3	4	6	3	5
	,, F.	15	2		1				1	1	4			6		9	3	2	1		2	1	2	1	1		1	1	3	1		2
	(a) Locomotor ataxia (tabes dorsalis) M.	4								1	1			1	1	2	1		1		2	1						1				
	(b) General paralysis of the insane M.	17				5	1				6	2		3		4	5		8		1	2	1		3	4	2		2	2		
	Ditto F.	5									4			1		1	3	1						1	1				2			1
	(c) Other syphilis of the central nervous system M.	6			1						4	1				2	1	1	2			1			2					1	1	1
	Ditto F.	1			1											1					1											
	(d) Others under this title M.	42	5			4	5			1	15	5		7		14	6	5	16	1	5	2	9	1	4	5	3	2	2	3	2	4
	,, F.	9	2						1	1				5		7		1	1		1	1	2				1	1	1	1		1
32	Other diseases due to spirochætes M.	2	1				1									2						1					1					
	,, F.	1												1			1													1		
33	Influenza M.	35	16			1	1			1	2	8		6		23	9	1	2		5	6	4	4	2	7	2				3	2
	,, F.	37	8		1					2	3	9		14		20	10	5	2		7	7	6	3	3	1	2	2	1	1	1	3
	(a) With respiratory complications M.	15	2			1	1				2	5		4		8	5	1	1		3	2	3	1	1	2	1				2	
	Ditto F.	16	2		1					1	1	2		9		7	6	2	1		4	3	3		2					1		3
	(b) Without respiratory complications M.	20	14							1		3		2		15	4		1		2	4	1	3	1	5	1				1	2
	Ditto F.	21	6							1	2	7		5		13	4	3	1		3	4	3	3	1	1	2	2	1		1	
35	Measles F.	2	2													2					1											1
36	Acute poliomyelitis and polioencephalitis M.	1				1											1												1			
37	Acute infectious encephalitis M.	2				1					1						1		1				1									1
38	Other diseases due to filterable viruses M.	2	2													2					1										1	
	Ditto F.	2	2													2							1								1	
	(c) Chicken-pox M.	2	2													2					1										1	
	,, F.	2	2													2							1								1	
41	Hydatid disease F.	1												1			1															1
43	Mycoses M.	4		1							1			2		1	1	1	1			1							1	1		1
	,, F.	2							1					1		2										1			1			

TABLE 25.—CAUSES OF DEATH BY SEX, MARITAL STATUS, BIRTHPLACE, AND MONTH OF DEATH IN BRITISH COLUMBIA, BY PLACE OF RESIDENCE, 1946—*Continued.*

Int. List No.	CAUSES OF DEATH.	TOTAL.	MARITAL STATUS.													BIRTHPLACE.					MONTHS.											
			Under 15 Yrs.	Single.					Married.					Widowed.	Not stated.	Canada.	British.	Foreign.		Not stated.	January.	February.	March.	April.	May.	June.	July.	August.	September.	October.	November.	December.
				15–24 Yrs.	25–44 Yrs.	45–64 Yrs.	65 Yrs. and over.	Age not stated.	15–24 Yrs.	25–44 Yrs.	45–64 Yrs.	65 Yrs. and over.	Age not stated.					United States.	Other.														
44	Other infectious and parasitic diseases ....M.	20	1	1		2	1			5	5	4		1		8	5	1	6		1	2	3	2	2	2	4				1	3
	Ditto ....F.	3	1	1	1											3						1							2			
	(b) Lymphogranulomatosis (Hodgkin's disease) ....M.	20	1	1		2	1			5	5	4		1		8	5	1	6		1	2	3	2	2	2	4				1	3
	Ditto ....F.	3	1	1	1											3						1							2			
	Class II. Cancer and other tumours ....Total	1493	18	5	17	57	132			60	433	396		366	9	493	699	89	208	4	130	109	117	142	104	117	112	146	116	127	129	144
	Ditto ....M.	829	12	2	11	41	95			22	222	272		143	9	243	397	32	153	4	74	55	73	84	61	70	59	79	67	73	65	69
	" ....F.	664	6	3	6	16	37			38	211	124		223		250	302	57	55		56	54	44	58	43	47	53	67	49	54	64	75
45–55	Cancer and other malignant tumours ....M.	816	9	2	10	41	94			22	218	270		141	9	238	391	32	151	4	74	54	70	84	59	70	58	79	65	71	63	69
	Ditto ....F.	643	6	3	6	15	35			34	206	121		217		241	293	55	54		55	52	42	56	42	47	53	64	47	51	61	73
45	Cancer of the buccal cavity and pharynx ....M.	26				1					7	10		7	1	7	10	1	7	1	1	5		2	3	1	1	3	4	1	3	2
	Ditto ....F.	8									1	2		5			7		1			1	1				1	1	2	1		1
46	Cancer of the digestive organs and peritoneum ....M.	444	1		5	26	52			8	117	152		78	5	132	192	13	105	2	42	33	38	48	32	40	35	39	32	33	29	43
	Ditto ....F.	262	2	1	1	4	14			8	73	57		102		87	122	27	26		20	22	19	25	20	19	21	28	19	21	20	28
	(a) Œsophagus ....M.	17					3				4	5		4	1	7	8		2		1		2	1	1	3		2	2	2	2	1
	" ....F.	6									1	2		3		3	2		1		2		1		1			1		1		
	(b) Stomach ....M.	196			2	17	20			2	57	67		29	2	53	80	5	57	1	22	10	15	23	14	16	15	17	13	17	15	19
	" ....F.	87				1	2			3	21	20		40		22	45	7	13		7	10	4	11	4	3	7	8	6	8	7	12
	(c) Duodenum ....M.	3										1		2		2	1					1				1	1					
	(d) Rectum and anus....M.	58				3	6				13	26		10		17	31	4	5	1	8	3	6	9	1	2	6	6	5	2	3	7
	" ....F.	30				1	2			3	9	5		10		15	11	3	1			2	1	2	1	3	3	3	2	5	4	4
	(e) Intestines ....M.	77	1		2	3	12			3	13	27		16		28	37	2	10		4	8	6	7	4	8	8	8	7	5	2	10
	" ....F.	82	1			1	3			1	26	19		31		30	39	8	5		9	6	7	7	6	4	8	6	7	4	8	10
	(f) Liver and biliary passages..M.	34			1	2	3			2	13	8		4	1	9	7	1	17		1	6	3	3	2	3	4	1		4	3	4
	" ....F.	29	1			1	3				7	7		10		10	12	4	3			1	5	2	6	2	2	6		3	1	1
	(g) Pancreas ....M.	50				1	7			1	14	15		11	1	13	23	1	13		6	5	5	3	10	5	1	3	4	3	3	2
	" ....F.	22		1	1		4				5	4		7		6	10	4	2		1	2	1	2	2	5	1	3	4			1
	(h) Mesentery and peritoneum..M.	6					1				2	1		2		2	4						1	1		1		2			1	
	" ....F.	5								1	4					1	2	1	1			1		1		2		1				
	(m) Other and unspecified sites..M.	3									1	2				1	1		1					1		1			1			
	" ....F.	1												1			1				1											
47	Cancer of the respiratory system..M.	114		1	2	9	12			4	44	23		17	2	32	61	3	17	1	11	6	9	8	6	11	12	10	7	16	7	11
	" ....F.	18		1	1		1			2	4	2		7		6	12				2	1		3	3			2	2	1	4	
	(a) Larynx ....M.	5								1		1		3			3		2		1	1		1		1	1					
	" ....F.	1			1												1														1	
	(b) Lung ....M.	50		1	2	4	7			1	17	10		7	1	15	25	2	7	1	5	1	3	5	2	3	7	3	3	9	3	6
	" ....F.	10					1			1	3	2		3		2	8				1	1		2	2			2	1		1	

	(c) Mediastinum and other sites M.	59				5	5			2	27	12		7	1	17	33	1	8		5	4	6	2	4	7	4	7	4	7	4	5
	,, F.	7		1						1	1			4		4	3				1			1	1				1	1	2	
48	Cancer of the uterus F.	76				3	4			7	28	10		24		30	33	8	5		7	5	5	9	3	5	5	9	8	6	6	8
	(a) Cervix F.	49				3	1			6	17	6		16		21	20	5	3		5	4	1	9		4	3	6	6	5	2	4
	(b) Other and unspecified sites F.	27					3			1	11	4		8		9	13	3	2		2	1	4		3	1	2	3	2	1	4	4
49	Cancer of other female organs F.	52				1	4			5	18	8		16		20	23	3	6		6	5	2	1	3	5	7	4	3	7	4	5
50	Cancer of the breast M.	1										1					1															1
	,, F.	163			4	6	6			9	67	28		43		72	68	11	12		14	12	12	10	9	15	12	18	12	9	20	20
51	Cancer of the male genital organs M.	85					12			3	9	43		17	1	23	51	5	6		11	8	10	12	6	4	3	10	7	7	5	2
52	Cancer of the urinary organs M.	64	3			3	8			1	17	26		6		20	35	3	6		4		7	7	4	7	4	9	5	5	8	4
	,, F.	18				1	3				5	2		7		9	7	1	1		1	2	1	2	3		2	1		2	1	3
	(a) Kidney M.	22	3				4			1	7	6		1		8	10		4		1		3	2	1	3	2	2	3	1	1	3
	,, F.	5									3			2		1	2	1	1		1			1	1					1		1
	(b) Bladder M.	40				3	4				10	19		4		12	24	3	1		3		4	5	3	4	2	6	2	4	6	1
	,, F.	12				1	2				2	2		5		8	4					2	1	1	2		1	1		1	1	2
	(c) Other and unspecified sites M.	2										1		1			1		1									1			1	
	,, F.	1					1										1										1					
53	Cancer of the skin M.	11					3			1	3	1		3		2	5	2	2		1		1		1	1	2	2	3			
	,, F.	4										2		2		1	2		1				1		1					1		1
54	Cancer of the brain M.	25	4		1	2	1			2	10	2		3		12	10	2	1		2		4	2	3	2		3	1	3	3	2
	,, F.	10	3	1			1				2	3				4	5		1		1	2		2							1	4
55	Cancer of other and unspecified organs M.	46	1	1	2		6			3	11	12		10		10	26	3	7		2	2	1	5	4	4	1	3	6	6	8	4
	Ditto F.	32	1				2			3	8	7		11		12	14	5	1		4	2	1	4		3	5	1	1	3	5	3
56	Non-malignant tumours M.	5	1		1		1				2					2	2		1						1		1		1	2		
	,, F.	17				1	2			3	5	2		4		8	7	1	1			1	1	2	1			3	2	2	3	2
	(a) Ovary F.	2												2			2														2	
	(b) Uterus F.	8					1			3	3			1		6	2					1	1	1					1	2	1	1
	(d) Brain and other parts of the central nervous system M.	4	1		1						2					2	1		1						1		1			2		
	Ditto F.	4				1	1					1		1		2	1	1						1	1				1			1
	(e) Other and unspecified organs M.	1					1										1												1			
	Ditto F.	3									2	1					2		1									3				
57	Tumours of undetermined nature M.	8	2								2	2		2		3	4		1			1	3		1				1		2	
	,, F.	4								1		1		2		1	2	1			1	1	1							1		
	(d) Brain and other parts of the central nervous system M.	6	1								2	1		2		2	3		1				3		1				1		1	
	Ditto F.	1												1			1				1											
	(e) Other and unspecified organs M.	2	1									1				1	1					1									1	
	Ditto F.	3								1		1		1		1	1	1				1	1							1		
	Class III. Rheumatism, diseases of nutrition and of the endocrine glands, other general and vitamin deficiency diseases Total	272	31	3	6	10	6		1	6	56	74		76	3	117	93	18	43	1	23	19	27	31	17	26	14	24	21	24	20	26
	Ditto M.	115	17	2	2	6	5			2	20	39		19	3	57	25	6	26	1	14	5	11	12	8	9	6	11	11	8	9	11
	,, F.	157	14	1	4	4	1		1	4	36	35		57		60	68	12	17		9	14	16	19	9	17	8	13	10	16	11	15
58	Acute rheumatic fever M.	4	1	1							1	1				3			1				1	1		1		1				
	,, F.	4	1							2	1					3	1									1	2					1
	(a) Acute rheumatic heart conditions M.	3	1								1	1				2			1				1			1		1				
	Ditto F.	3	1							1	1					2	1										2					1
	(b) Others under this title M.	1		1												1								1								
	,, F.	1								1						1										1						
59	Chronic rheumatism and other rheumatic diseases M.	6				1					2	2		1		3			3		1				1	1			1	1		1
	Ditto F.	13					1			1	2	2		7		5	8					2	1	1	1	2		2	1		2	1

TABLE 25.—CAUSES OF DEATH BY SEX, MARITAL STATUS, BIRTHPLACE, AND MONTH OF DEATH IN BRITISH COLUMBIA, BY PLACE OF RESIDENCE, 1946—*Continued.*

Int. List No.	CAUSES OF DEATH.	TOTAL.	MARITAL STATUS.												BIRTHPLACE.					MONTHS.											
				Single.					Married.								Foreign.														
			Under 15 Yrs.	15–24 Yrs.	25–44 Yrs.	45–64 Yrs.	65 Yrs. and over.	Age not stated.	15–24 Yrs.	25–44 Yrs.	45–64 Yrs.	65 Yrs. and over.	Age not stated.	Widowed.	Not stated.	Canada.	British.	United States.	Other.	Not stated.	January.	February.	March.	April.	May.	June.	July.	August.	September.	October.	November.	December.
61	Diabetes mellitus ..... M.	77		1	2	3	5			1	13	34		16	2	30	25	6	15	1	10	5	7	11	5	4	6	6	7	5	5	6
	,, ... F.	108	1		3	3			1		20	31		49		33	48	11	16		8	8	13	10	7	12	5	10	6	13	6	10
62	Diseases of the pituitary gland ..... M.	2	1												1	1			1									1			1	
	,, ... F.	1			1												1							1								
63	Diseases of the thyroid and parathyroid glands ..... M.	7				1				1	3	1		1		2			5				1			1		3		2		
	Ditto ..... F.	17	1	1		1				1	10	2		1		8	7	1	1		1	3	1	6		1		1		1	1	2
	(a) Simple goitre ..... F.	1				1											1					1										
	(b) Exophthalmic goitre ..... M.	5				1					2	1		1		2			3							1		2		2		
	,, ... F.	13		1						1	8	2		1		5	6	1	1		1	1	1	5		1		1		1	1	1
	(c) Myxœdema and cretinism ..... F.	3	1								2					3						1		1								1
	(d) Others under this title ..... M.	2								1	1								2				1					1				
64	Diseases of the thymus gland ..... M.	15	14			1										15					2		2		1	1			3		3	3
	,, ... F.	11	11													11						1	1		1		1		2	2	2	1
65	Diseases of the adrenal glands (Addison's disease) ..... M.	3									1	1		1		2			1		1				1	1						
	Ditto ..... F.	2									2						2							1		1						
66	Other general diseases ..... M.	1	1													1																1
	,, ... F.	1									1						1												1			
	(b) Others under this title ..... M.	1	1													1																1
	,, ... F.	1									1						1												1			
	Class IV. Diseases of the blood and blood-forming organs ..... Total	78	13	4	5	1	2			11	17	14		11		31	30	7	10		8	5	4	9	6	9	11	3	6	4	3	10
	Ditto ..... M.	38	5	2	4	1	2			5	9	6		4		16	12	2	8		2	2	2	8		4	6	2	3	4		5
	,, ... F.	40	8	2	1					6	8	8		7		15	18	5	2		6	3	2	1	6	5	5	1	3		3	5
72	Hæmorrhagic conditions ..... M.	3	2							1						3					1						1			1		
	,, ... F.	1	1													1																1
	(a) Primary purpura ..... M.	2	1							1						2					1									1		
	,, ... F.	1	1													1																1
	(b) Hæmophilia ..... M.	1	1													1											1					
73	Anæmias ..... M.	8	1		1		2					1		3		3	2		3				1	2			1			3		1
	,, ... F.	3									1	1		1			3				1								2			
	(a) Pernicious anæmia ..... M.	6					2					1		3		2	1		3				1	2			1			2		
	,, ... F.	2									1			1			2				1								1			
	(b) Others under this title ..... M.	2	1		1											1	1													1		1
	,, ... F.	1										1					1												1			
74	Leukæmias and aleukæmias ..... M.	24	1	2	2					4	9	5		1		8	10	2	4		1	2	1	4		4	3	2	3			4
	,, ... F.	31	6	2	1					6	5	6		5		13	13	3	2		5	3	1	1	5	3	5	1	1		3	3
	(a) Leukæmias ..... M.	23	1	2	1					4	9	5		1		8	10	2	3		1	2	1	4		4	3	2	2			4
	,, ... F.	31	6	2	1					6	5	6		5		13	13	3	2		5	3	1	1	5	3	5	1	1		3	3
	(b) Aleukæmias (Hodgkin's disease excepted) ..... M.	1			1														1										1			

75	Diseases of the spleen ..... M.	3	1		1	1										2			1					2			1					
	" ..... F.	4	1								2	1				1	1	2							1	2						1
76	Other diseases of the blood and blood-forming organs ..... F.	1												1			1						1									
	Class V. Chronic poisoning and intoxication ..... Total	10		1	1	2	1		1	2	1			1		5	3		2		1	1	1	1	1	1	2				1	1
	Ditto ..... M.	7			1	2	1			1	1			1		2	3		2		1	1		1	1	1	2					
	" ..... F.	3		1					1	1						3							1								1	1
77	Alcoholism ..... M.	7			1	2	1			1	1			1		2	3		2		1	1		1	1	1	2					
	" ..... F.	3		1					1	1						3							1								1	1
	(a) Acute alcoholism ..... M.	2			1	1											1		1						1	1						
	" ..... F.	1		1												1															1	
	(b) Chronic alcoholism ..... M.	1					1										1										1					
	" ..... F.	1								1						1																1
	(c) Others under this title ..... M.	4				1				1	1			1		2	1		1		1	1		1			1					
	" ..... F.	1							1							1							1									
	Class VI. Diseases of the nervous system and sense organs ..... Total	943	29	9	7	26	81		1	27	170	286		297	10	349	385	68	138	3	93	85	91	76	74	68	77	64	62	94	65	94
	Ditto ..... M.	510	16	6	2	17	61			6	89	191		112	10	181	188	33	106	2	49	50	44	50	39	38	39	34	34	45	39	49
	" ..... F.	433	13	3	5	9	20		1	21	81	95		185		168	197	35	32	1	44	35	47	26	35	30	38	30	28	49	26	45
80	Encephalitis (non-epidemic) ..... M.	2		1							1					1		1						1					1			
	" ..... F.	4	2							2						4								1	1			1			1	
	(a) Intracranial abscess ..... M.	2		1							1					1		1						1					1			
	" ..... F.	2								2						2								1	1							
	(b) Others under this title ..... F.	2	2													2												1			1	
81	Meningitis (non-meningococcal) ..... M.	5	3		1						1					4			1			2				1						2
	" ..... F.	6	4							1	1					6					1	1			1			1		2		
	(a) Simple meningitis ..... M.	5	3		1						1					4			1			2				1						2
	" ..... F.	5	3							1	1					5					1	1			1			1		1		
	(b) Acute cerebrospinal meningitis ..... F.	1	1													1														1		
82	Diseases of the medulla and spinal cord ..... M.	9									3	2		3	1	4	4		1		3		1				1	1		2	1
	Ditto ..... F.	13		1						2	2	4		4		7	4	1	1		2	2	2		1			1	1	2	1	1
83	Intracranial lesions of vascular origin ..... M.	441	2	2		16	56			3	71	179		105	7	146	166	30	97	2	44	46	41	42	32	31	32	25	32	39	34	43
	Ditto ..... F.	363	1	1	1	7	19		1	8	70	84		171		128	177	29	29		39	27	42	16	27	30	35	24	24	41	20	38
	(a) Cerebral hæmorrhage or effusion ..... M.	182	2	1		9	19			1	42	70		36	2	63	61	14	43	1	17	17	18	18	10	17	18	8	11	17	15	16
	Ditto ..... F.	162	1	1	1	3	6		1	4	38	36		71		59	70	15	18		16	9	26	9	11	14	15	11	10	16	6	19
	(b) Cerebral embolism and thrombosis ..... M.	23					2				6	8		7		5	6	2	10		3	2	2	1	2	2		3	2	1	2	3
	Ditto ..... F.	22					1			2	4	5		10		7	12	2	1		1		3	2	2	2	2	2	1	3	2	2
	(c) Cerebral softening ..... M.	2					1							1		1	1															2
	" ..... F.	2										1		1			2				1											1
	(d) Hemiplegia and other paralysis of unspecified origin ..... M.	7		1								3		3		4	3				1			1		2			1		1	1
	Ditto ..... F.	9				1					3	3		2			8		1		1	2				1	1		2		2	
	(e) With mention of arteriosclerosis ..... M.	227				7	34			2	23	98		58	5	73	95	14	44	1	23	27	21	22	20	10	14	14	18	21	16	21
	Ditto ..... F.	168				3	12			2	25	39		87		62	85	12	9		20	16	13	5	14	13	17	11	11	22	10	16
84	Mental disorders and deficiency (general paralysis of the insane excepted) ..... M.	8		1	1		3				2			1		2	3	1	2				1		1	2	1		1		1	1
	Ditto ..... F.	7	1	1						1		1		3		5	2							3			1			1	2	

TABLE 25.—CAUSES OF DEATH BY SEX, MARITAL STATUS, BIRTHPLACE, AND MONTH OF DEATH IN BRITISH COLUMBIA, BY PLACE OF RESIDENCE, 1946—*Continued.*

Int. List No.	CAUSES OF DEATH.	TOTAL.	MARITAL STATUS.													BIRTHPLACE.					MONTHS.											
			Under 15 Yrs.	Single.					Married.					Widowed.	Not stated.	Canada.	British.	Foreign.		Not stated.	January.	February.	March.	April.	May.	June.	July.	August.	September.	October.	November.	December.
				15–24 Yrs.	25–44 Yrs.	45–64 Yrs.	65 Yrs. and over.	Age not stated.	15–24 Yrs.	25–44 Yrs.	45–64 Yrs.	65 Yrs. and over.	Age not stated.					United States.	Other.													
	Mental disorders and deficiency—*Continued.*																															
	(a) Schizophrenia (dementia præcox) ..... M.	1									1								1													1
	Ditto ..... F.	1								1						1								1								
	(b) Others under this title ..... M.	7		1	1		3				1			1		2	3	1	1				1		1	2	1		1			1
	" ..... F.	6	1	1								1		3		4	2							2			1			1	2	
85	Epilepsy ..... M.	7	2	1							2	1		1		5	1	1					1	1		1	2	1		1		
	" ..... F.	6	1		3					1	1					3	1	2			1	1	1	1				1		1		
86	Convulsions (under 5 years of age) M.	4	4													4					1			1			1			1		
	" ..... F.	3	3													3									1				1		1	
87	Other diseases of the nervous system ..... M.	27	1	1		1	2			2	7	9		2	2	10	13		4		1	1		5	5	2	1	6		3	1	2
	Ditto ..... F.	28			1	2	1			6	6	6		6		11	12	2	2	1	1	3	2	4	4		2	2	2	1	1	6
	(a) Chorea ..... M.	1		1												1											1					
	(c) Paralysis agitans ..... M.	11				1	1				3	5			1	2	8		1			1		3	1			2		2	1	1
	" ..... F.	7			1						2	1		3		1	3	1	1	1		1		2	1		1					2
	(d) Disseminated sclerosis ..... M.	13					1			1	4	4		2	1	6	5		2		1			2	3	1		4		1		1
	" ..... F.	19				2	1			6	3	4		3		9	8	1	1			2	2	2	3		1	2	1	1	1	4
	(e) Others under this title ..... M.	2	1							1						1			1						1	1						
	" ..... F.	2									1	1				1	1				1								1			
88	Diseases of organs of vision ..... F.	1												1				1												1		
89	Diseases of the ear and of the mastoid process ..... M.	7	4							1	2					5	1		1			1			1	1	1	1		1	1	
	Ditto ..... F.	2	1								1					1	1					1		1								
	(a) Otitis and other diseases of the ear ..... M.	2	1								1					1	1					1						1				
	Ditto ..... F.	2	1								1					1	1					1		1								
	(b) Diseases of the mastoid process ..... M.	5	3							1	1					4			1						1	1	1			1	1	
	Class VII. Diseases of the circulatory system ..... Total	3256	4	10	21	122	345	1	4	76	587	1049		1010	27	1075	1454	214	485	28	291	293	307	260	292	239	216	236	249	274	310	289
	Ditto ..... M.	2152	2	6	14	111	288	1		48	435	764		457	26	694	919	141	373	25	184	189	197	168	200	153	140	153	187	177	211	193
	" ..... F.	1104	2	4	7	11	57		4	28	152	285		553	1	381	535	73	112	3	107	104	110	92	92	86	76	83	62	97	99	96
90–95	Diseases of the heart ..... M.	2024	2	6	12	107	265	1		47	426	717		418	23	646	873	135	346	24	171	179	188	158	183	141	124	146	177	171	200	186
	" ..... F.	1033	2	4	6	10	54		4	25	148	274		505	1	357	498	70	106	2	103	93	103	87	84	85	73	73	59	93	92	88
90	Pericarditis (acute rheumatic excluded) ..... M.	1												1					1						1							
	Ditto ..... F.	2								1		1				1	1						1							1		
	(b) Others under this title ..... M.	1												1					1						1							
	" ..... F.	2								1		1				1	1						1							1		

91	Acute endocarditis (non-rheumatic) M.	6			1		1				2			2		1	4		1		2	1	1				1				1	
	Ditto F.	6	1	1					3		1					6						1			1		2			1	1	
	(a) Bacterial endocarditis (acute, subacute, or unspecified) M.	6			1		1				2			2		1	4		1		2	1	1				1				1	
	Ditto F.	4	1	1					1		1					4									1		1			1	1	
	(b) Other acute or subacute endocarditis F.	1							1							1											1					
	(c) Endocarditis (not specified under 45 years) F.	1							1							1						1										
92	Chronic affections of the valves and endocardium M.	135	1	3	1	10	10			10	42	33		25		47	49	17	21	1	17	9	11	11	13	6	7	15	6	12	15	13
	Ditto F.	91		2	2		6		1	8	19	17		36		36	41	5	9		10	10	5	9	11	4	9	7	4	6	8	8
	(a) Specified valvular diseases (rheumatic) M.	58	1	3	1	5	4			7	22	8		7		17	20	9	11	1	3	5	6	4	6	1	4	6	4	2	7	10
	Ditto F.	42		1	2		3		1	5	14	4		12		17	17	3	5		3	8	2	6	4	2	3	2	1	3	3	5
	(b) Other specified valvular diseases (non-rheumatic) M.	67				5	5			3	17	21		16		28	23	8	8		13	4	4	7	7	4	2	8	2	9	5	2
	Ditto F.	45		1			2			3	4	13		22		17	22	2	4		6	2	3	3	6	2	6	5	3	3	3	3
	(c) Unspecified valvular lesions and endocarditis M.	10					1				3	4		2		2	6		2		1		1			1	1	1		1	3	1
	Ditto F.	4					1				1			2		2	2				1				1						2	
93	Diseases of the myocardium M.	1238	1	3	9	56	192	1		20	198	435		309	14	373	555	72	224	14	101	118	113	97	106	93	81	92	107	98	124	108
	,, F.	696		1	4	8	36			9	84	191		362	1	227	340	49	78	2	68	67	78	61	43	60	54	51	39	56	60	59
	(a) Acute myocarditis M.	9				1					1	2		5		2	4	1	2		1		1		2	1		2	2			
	,, F.	6			1						1	2		2		3	1	2					1	1		1	1		1		1	
	(b) Myocarditis (not specified under 45 years) M.	1			1											1					1											
	(c) Chronic myocarditis and myocardial degeneration (rheumatic) M.	23		1		2	2			1	3	8		6		10	5	1	7			3	2	1	2	5	1	1	3		3	2
	Ditto F.	28				3				3	1	9		12		12	12	1	3		1	2	6	4	1	2	2	3	4	2		1
	(d) Chronic myocarditis (non-rheumatic) M.	1065	1	2	7	44	164	1		19	170	371		272	14	314	483	64	191	13	84	100	100	83	96	75	69	79	93	85	106	95
	Ditto F.	575		1	3	3	32			6	65	164		300	1	184	287	43	59	2	59	58	60	48	36	51	47	38	31	47	54	46
	(e) Other myocarditis (not specified) M.	140			1	9	26				24	54		26		46	63	6	24	1	15	15	10	13	6	12	11	10	9	13	15	11
	Ditto F.	87				2	4				17	16		48		28	40	3	16		8	7	11	8	6	6	4	10	3	7	5	12
94	Diseases of the coronary arteries and angina pectoris M.	587			1	37	56			14	175	224		71	9	213	240	39	86	9	45	48	55	49	55	37	33	36	60	55	59	55
	Ditto F.	195				2	8			3	32	59		91		66	99	14	16		21	11	16	13	23	16	8	12	12	26	18	19
	(a) Diseases of the coronary arteries M.	576			1	37	53			14	171	223		69	8	211	236	37	84	8	43	48	54	45	55	37	31	35	59	55	59	55
	Ditto F.	190				2	8			3	31	58		88		65	96	13	16		18	11	16	13	23	16	8	12	12	26	18	17
	(b) Angina pectoris M.	11					3				4	1		2	1	2	4	2	2	1	2		1	4			2	1	1			
	,, F.	5									1	1		3		1	3	1			3											2
95	Other diseases of the heart M.	57				4	6			3	9	25		10		12	25	7	13		6	3	8	1	8	5	2	3	4	6	1	10
	,, F.	43	1				4			4	12	6		16		21	17	2	3		4	4	3	4	6	5		3	4	3	5	2
	(a) Functional diseases of the heart (no organic lesion) M.	6								2	1	2		1		1	3	1	1		1	1						1	1		1	1
	Ditto F.	1										1				1															1	
	(b) Other diseases of the heart (rheumatic) M.	7				1					3	3				1	4	1	1				3		2			1		1		
	Ditto F.	19	1				2			3	8	1		4		9	7	2	1		3	4		1		1		2	2	1	3	2
	(c) Other diseases of the heart (non-rheumatic) M.	44				3	6			1	5	20		9		10	18	5	11		5	2	5	1	6	5	2	1	3	5		9
	Ditto F.	23					2			1	4	4		12		11	10		2		1		3	3	6	4		1	2	2	1	
96	Aneurism (heart and aorta excepted) M.	36			2	2	4			1	3	16		8		21	9	1	5		4	4	5	5	1	1	4	2	4	2	2	2
	Ditto F.	8				1				2	1	1		3		4	3	1					2		1			2	2		1	

TABLE 25.—CAUSES OF DEATH BY SEX, MARITAL STATUS, BIRTHPLACE, AND MONTH OF DEATH IN BRITISH COLUMBIA, BY PLACE OF RESIDENCE, 1946—*Continued.*

Int. List No.	CAUSES OF DEATH.	TOTAL.	MARITAL STATUS.													BIRTHPLACE.					MONTHS.											
				Single.					Married.									Foreign.														
			Under 15 Yrs.	15–24 Yrs.	25–44 Yrs.	45–64 Yrs.	65 Yrs. and over.	Age not stated.	15–24 Yrs.	25–44 Yrs.	45–64 Yrs.	65 Yrs. and over.	Age not stated.	Widowed.	Not stated.	Canada.	British.	United States.	Other.	Not stated.	January.	February.	March.	April.	May.	June.	July.	August.	September.	October.	November.	December.
97	Arteriosclerosis (coronary or renal sclerosis or cerebral hæmorrhage excepted) ....M.	68					16				3	23		25	1	19	27	5	17		3	5	4	4	15	10	8	2	4	4	6	3
	Ditto ....F.	42					1					10		31		16	20	1	4	1	4	6	4	3	6		7		2	5	5
98	Gangrene ....M.	5				1					1	1		1	1	4			1		1						2	1			1	
	,, ...F.	1					1									1																1
99	Other diseases of the arteries....M.	9					3				2	2		1	1	2	6			1	3	1					2		1		1	1
	,, ...F.	10			1		1							8		3	6		1			1	1			1	2	1	1	1	1	1
100	Diseases of the veins....M.	7				1						3		3		2	3		2		1				1			2	1		1	1
	,, ...F.	4									1			3			4					2			1					1		
102	High blood-pressure (idiopathic)....M.	2										2					1		1		1			1								
	,, ...F.	6								1	2			3			4	1	1			2		2			1					1
103	Other diseases of the circulatory system ....M.	1												1					1							1						
	Class VIII. Diseases of the respiratory system ....Total	560	155	10	7	25	49		2	16	52	101		142	1	303	161	22	70	4	62	52	50	43	39	29	38	32	46	52	55	62
	Ditto ....M.	339	82	8	5	22	42		2	9	32	77		59	1	168	99	16	53	3	43	34	27	29	28	17	18	17	29	26	27	44
	,, ...F.	221	73	2	2	3	7			7	20	24		83		135	62	6	17	1	19	18	23	14	11	12	20	15	17	26	28	18
104	Diseases of the nasal fossæ and accessory sinuses ....M.	3	1						1					1		3					1			1						1		
	Ditto ....F.	3	3													3							2							1		
105	Diseases of the larynx....M.	1												1		1						1										
	,, ...F.	5	4											1		5					1	1						1			2	
106	Bronchitis ....M.	17	3	2		1	3				1	4		3		10	4	1	2		3	1	1	2	1	1		1	1	1	4	1
	,, ...F.	12	3							1	2	2		4		6	6						4			2		1	1	1	1	2
	(a) Acute ....M.	2	1											1		1		1								1			1			
	,, ...F.	3	2											1		2	1						1			1				1		
	(b) Chronic ....M.	9		2		1	1					3		2		5	2		2		1	1		2				1		1	2	1
	,, ...F.	5								1	2	1		1		2	3						3			1					1	
	(c) Unspecified ....M.	6	2				2				1	1				4	2				2		1		1						2	
	,, ...F.	4	1									1		2		2	2											1	1			2
107	Bronchopneumonia ....M.	119	36		1	8	15				12	27		19	1	58	41	6	14		14	8	11	9	11	9	5	6	9	8	9	20
	,, ...F.	92	34			1	5			1	5	11		35		56	29	2	4	1	5	4	6	5	7	5	14	2	6	13	16	9
108	Lobar pneumonia ....M.	96	15	3	2	8	17			3	7	21		20		43	27	4	20	2	13	11	14	8	7	6	6	3	8	7	9	4
	,, ...F.	50	9	2	2		2			4	6	5		20		31	10	1	8		10	8	6	1		2	5	4	3	2	4	5
109	Pneumonia (unspecified)....M.	59	24	3	2	1	4			1	4	13		7		38	9	4	8		7	9	1	7	5		2	2	6	5	4	11
	,, ...F.	35	16			1					1	4		13		21	11	2	1		2	5	3	6	2		1	5	4	3	2	2
110	Pleurisy ....M.	7	1							2	2	1		1		1	2	1	3		1			1			1	1	2	1		
	,, ...F.	8	3			1					3			1		6	1		1				1		1	2		1		3		
	(a) Empyema ....M.	2								1		1						1	1		1							1				
	(b) Others under this title....M.	5	1							1	2			1		1	2		2					1			1		2	1		
	,, ...F.	8	3			1					3			1		6	1		1				1		1	2		1		3		

111	Hæmorrhagic infarction, congestion, œdema, and thrombosis of the lungs ....M.	9	1			1	1		1			4		1		4	2		2	1	2	2		1					1		1	2
	Ditto ....F.	8									1	1		6		3	2	1	2					2	1	1				2	2	
	(a) Hæmorrhagic infarction and thrombosis of the lungs....M.	4				1	1		1			1				1	2			1		2		1							1	
	Ditto ....F.	1												1				1												1		
	(b) Others under this title....M.	5	1									3		1		3			2		2								1			2
	,, ...F.	7									1	1		5		3	2		2					2	1	1				1	2	
112	Asthma ....M.	14	1			2	2			1	1	5		2		5	8		1		1	1					2	2	2	2		4
	,, ...F.	5	1							1	1	1		1		2	2		1		1							1	1	1	1	
114	Other diseases of the respiratory system (tuberculosis excepted)....M.	14				1				2	5	2		4		5	6		3		1	1			4	1	2	2		1		2
	Ditto ....F.	3									1			2		2	1			1									2			
	(a) Silicosis ....M.	6								1	1	1		3		2	3		1			1			2	1	1					1
	(b) Other and unspecified forms of pneumoconioses ....M.	2									1			1			1		1						1					1		
	(c) Gangrene of lung....M.	1										1				1									1							
	(d) Others under this title....M.	5				1				1	3					2	2		1		1						1	2				1
	,, ...F.	3									1			2		2	1						1						2			
	Class IX. Diseases of the digestive system ....Total	487	102	13	8	19	32		4	20	96	91		95	7	216	166	25	78	2	41	36	52	38	57	40	31	49	33	39	34	37
	Ditto ....M.	305	57	6	4	17	30			13	69	59		43	7	124	101	14	64	2	27	29	34	27	38	26	15	29	19	20	19	22
	,, ...F.	182	45	7	4	2	2		4	7	27	32		52		92	65	11	14		14	7	18	11	19	14	16	20	14	19	15	15
115	Diseases of the buccal cavity and annexa, and of the pharynx and tonsils ....M.	5	4											1		5									2	1	1			1		
	Ditto ....F.	7	5						1		1					7					1	1			1		1			1	1	1
	(a) Diseases of the teeth and gums ....M.	1												1		1										1						
	Ditto ....F.	1	1													1						1										
	(b) Septic sore throat ....M.	2	2													2									1					1		
	(c) Diseases of the pharynx and tonsils ....M.	2	2													2									1		1					
	Ditto ....F.	6	4						1		1					6					1				1		1			1	1	1
117	Ulcer of the stomach or duodenum..M.	78		1	1	8	8			2	23	19		11	5	21	33	3	19	2	10	7	7	9	11	4	3	6	3	7	8	3
	,, ...F.	23	1				1			2	5	4		10		7	12	1	3		2			2	3	3	2	2	1	3	3	2
	(a) Stomach ....M.	43		1	1	5	6			1	14	9		3	3	11	19	1	11	1	6	5	3	4	6	3	1	1	2	4	5	3
	,, ...F.	15					1			1	5	3		5		4	8	1	2		2			2		2	1	1		3	2	2
	(b) Duodenum ....M.	35				3	2			1	9	10		8	2	10	14	2	8	1	4	2	4	5	5	1	2	5	1	3	3	
	,, ...F.	8	1							1		1		5		3	4		1						3	1	1	1	1		1	
118	Other diseases of the stomach....M.	2									2						1		1			1								1		
	,, ...F.	1												1				1												1		
119	Diarrhœa and enteritis (under 2 years of age) ....M.	45	45													42	3				3		10	2	8	6	5	4	2	4	1	
	Ditto ....F.	27	27													24	3				1		3	1	4	1	5	2	4	3	1	2
	(a) Diarrhœa and enteritis ....M.	42	42													39	3				3		10	2	7	6	5	3	2	3	1	
	,, ...F.	27	27													24	3				1		3	1	4	1	5	2	4	3	1	2
	(b) Ulceration of the intestines..M.	3	3													3									1			1		1		
120	Diarrhœa and enteritis (2 years of age and over) ....M.	10	4	1		1				3	1					7	2		1		2	1			2	1		2	1		1	
	Ditto ....F.	9	2	1						1	1	2		2		5	3		1			1		1		2	1	2			1	1
	(a) Diarrhœa and enteritis ....M.	6	4			1				1						6					1				1	1		2	1			
	,, ...F.	4	2									1		1		3	1							1		1	1					1
	(b) Ulceration of the intestines..M.	4		1						2	1					1	2		1		1	1			1						1	
	,, ...F.	5		1						1	1	1		1		2	2		1			1				1		2			1	
121	Appendicitis ....M.	27	2	2	2	2				3	11	2		3		13	7	2	5		3	1	4	3	2	6	1	3			1	3
	,, ...F.	16	3	4	1	1			2		2	2		1		11	3		2		1		2	2	1		1	4			4	1

TABLE 25.—CAUSES OF DEATH BY SEX, MARITAL STATUS, BIRTHPLACE, AND MONTH OF DEATH IN BRITISH COLUMBIA, BY PLACE OF RESIDENCE, 1946—*Continued.*

Int. List No.	CAUSES OF DEATH.		TOTAL.	MARITAL STATUS.												BIRTHPLACE.					MONTHS.											
					Single.					Married.								Foreign.														
				Under 15 Yrs.	15–24 Yrs.	25–44 Yrs.	45–64 Yrs.	65 Yrs. and over.	Age not stated.	15–24 Yrs.	25–44 Yrs.	45–64 Yrs.	65 Yrs. and over.	Age not stated.	Widowed.	Not stated.	Canada.	British.	United States.	Other.	Not stated.	January.	February.	March.	April.	May.	June.	July.	August.	September.	October.	November.	December.
122	Hernia, intestinal obstruction	M.	56	1	2		1	9			3	10	13		17		15	24	6	11		3	7	5	5	6	5	2	4	8	3	1	7
	,,	F.	29	4	1		1			1	2	3	5		12		16	11	1	1		1	1	3	3	3	3	1	4	1	5	2	2
	(a) Hernia	M.	29	1			1	6			1	4	6		10		6	14	3	6		2	6	1	2	3	2	1	1	4	1	1	5
	,,	F.	7				1					1	2		3		4	2	1					1	1	1	1		1		1	1	
	(b) Intestinal obstruction	M.	27		2			3			2	6	7		7		9	10	3	5		1	1	4	3	3	3	1	3	4	2		2
	,,	F.	22	4	1					1	2	2	3		9		12	9		1		1	1	2	2	2	2	1	3	1	4	1	2
123	Other diseases of the intestines	M.	7									3	3		1		1	4		2		1	1	1	1				2				1
	,,	F.	8	1								2	1		4		3	3	2					1		1		1		1	2		1
124	Cirrhosis of the liver	M.	50			1	2	10				13	17		5	2	13	17	2	18		4	6	3	5	5	2	2	5	3	3	5	7
	,,	F.	23			3						4	10		6		4	16	1	2		3	2	2	2	4	2	1	2	2		2	1
	(a) With mention of alcoholism	M.	1										1				1								1								
	Ditto	F.	1												1			1					1										
	(b) Without mention of alcoholism	M.	49			1	2	10				13	16		5	2	12	17	2	18		4	6	3	4	5	2	2	5	3	3	5	7
	Ditto	F.	22			3						4	10		5		4	15	1	2		3	1	2	2	4	2	1	2	2		2	1
125	Other diseases of the liver	M.	4				1						1		2		1	1		2				1	1				1	1			
	,,	F.	5		1						2	1			1		2	1		2		1		1		1		1	1				
	(a) Acute yellow atrophy	M.	1				1													1										1			
	,,	F.	1									1								1						1							
	(b) Others under this title	M.	3										1		2		1	1		1				1	1				1				
	,,	F.	4		1						2				1		2	1		1		1		1				1	1				
126	Biliary calculi	M.	5									3	1		1		2	2		1			1	1	1					1			1
	,,	F.	21					1				5	7		8		5	9	5	2		2	2	5		1	1	2	2	3	2		1
127	Other diseases of the gall-bladder and bile-ducts	M.	6				2	1				2	1				1	4		1				1		2			2			1	
	Ditto	F.	9	1								2			6		6	3				1					1			2	2	1	2
128	Diseases of the pancreas	M.	8	1				1			1	1	2		2		2	2	1	3		1	4	1			1					1	
	,,	F.	3	1								1			1		2	1						1			1		1				
129	Peritonitis without stated cause	M.	2					1			1						1	1										1			1		
	,,	F.	1										1							1													1
	Class X. Diseases of the urinary and genital systems	Total	496	8	5	6	17	37		3	28	103	142		144	3	185	176	35	98	2	51	40	45	42	40	33	29	45	44	41	34	52
	Ditto	M.	342	6	4	4	13	29			17	72	116		78	3	137	104	18	81	2	36	30	32	32	25	21	20	34	25	28	20	39
	,,	F.	154	2	1	2	4	8		3	11	31	26		66		48	72	17	17		15	10	13	10	15	12	9	11	19	13	14	13
130	Acute nephritis	M.	5	3								2					3	1		1		1	1								2		1
	,,	F.	4			1							1		2		2	2				1		1		2							
131	Chronic nephritis	M.	211	3	3	3	10	14			14	56	60		45	3	82	57	11	60	1	22	19	19	17	13	15	11	22	16	14	18	25
	,,	F.	124	1	1	1	3	8		2	11	23	23		51		41	55	15	13		13	10	8	8	11	9	7	10	16	10	10	12
132	Nephritis unspecified (over 10 years of age)	M.	11					2			1		3		5		5	5		1			1	1	1	1		2	2	2			1
	Ditto	F.	5				1					1			3			3	1	1				1	1			1	1			1	
133	Other diseases of the kidneys and ureters	M.	14		1		1	1			2	1	6		2		9	3		2		2	2		1	2	1	1			3		2
	Ditto	F.	9	1						1		3			4		4	4	1					2	1	1	1				2	1	1

134	Calculi of the urinary passages .....M.	13			1	1	1				4	3		3		5	4		4				4	2	3		1	2		1		
	,, ...F.	2									1			1		1			1								1			1		
135	Diseases of the urinary bladder ....M.	7										3		4		3	2	2			1						3	1	1		1	
	,, ...F.	4									1			3			3		1				1		1	1					1	
136	Diseases of the urethra, urinary abscess, etc. .....M.	3									2	1					2		1			1						1				1
	(a) Stricture of the urethra .....M.	2									1	1					1		1			1						1				
	(b) Others under this title .....M.	1									1						1															1
137	Diseases of the prostate .....M.	78				1	11				7	40		19		30	30	5	12	1	10	6	8	11	6	5	2	6	6	8	1	9
139	Diseases of the female genital organs (non-venereal) .....F.	6									2	2		2			5		1		1					1			3		1	
	(a) Ovaries, Fallopian tubes, and parametria .....F.	1										1					1												1			
	(b) Uterus .....F.	4									1	1		2			3		1		1					1			1		1	
	(c) Others under this title .....F.	1									1						1												1			
	Class XI. Diseases of pregnancy, childbirth, and the puerperal state..Total	38			4				3	28	2			1		35	1	2			2	5	2	4	9	6	3	2	1	1		3
140	Abortion with mention of infection F.	1			1											1																1
	(c) Self-induced .....F.	1			1											1																1
142	Ectopic gestation .....F.	1								1						1												1				
	(b) Without mention of infection F.	1								1						1												1				
144	Toxæmias of pregnancy—death prior to delivery .....F.	4								3				1		3		1					1	1		1						1
	(b) Albuminuria and nephritis of pregnancy .....F.	3								2				1		2		1					1	1		1						
	(c) Acute yellow atrophy of liver..F.	1								1						1																1
145	Other diseases and accidents of pregnancy—death prior to delivery .....F.	2								2						2						1										1
	(a) *With mention of infection* .....F.	1								1						1																1
	(b) Without mention of infection F.	1								1						1						1										
146	Hæmorrhage of childbirth and the puerperium .....F.	6			1					5						6					1			1	2	2						
	(b) Premature separation of placenta .....F.	1								1						1								1								
	(c) Others under this title .....F.	5			1					4						5					1				2	2						
147	Infection during childbirth and the puerperium .....F.	14							2	10	2					12	1	1				3	1	1	4	1	2	1		1		
	(a) Puerperal pyelitis and pyelonephritis .....F.	2								2						2						1						1				
	(b) General or local puerperal *infection* .....F.	3								2	1					1	1	1					1		1	1						
	(c) Puerperal thrombophlebitis ...F.	1								1						1											1					
	(d) Puerperal embolism and sudden death .....F.	8							2	5	1					8						2		1	3		1			1		
148	Puerperal toxæmias—following delivery .....F.	5			2					3						5						1		1	2	1						
	(a) Puerperal eclampsia .....F.	3								3						3									2	1						
	(b) Puerperal albuminuria and nephritis .....F.	1			1											1								1								
	(d) Others under this title .....F.	1			1											1						1										
149	Other accidents of childbirth .....F.	2								2						2										1	1					
	(a) Laceration, rupture, or other *trauma of pelvic organs and* tissues .....F.	1								1						1											1					
	(b) Other conditions of childbirth F.	1								1						1										1						

TABLE 25.—CAUSES OF DEATH BY SEX, MARITAL STATUS, BIRTHPLACE, AND MONTH OF DEATH IN BRITISH COLUMBIA, BY PLACE OF RESIDENCE, 1946—*Continued.*

Int. List No.	CAUSES OF DEATH.	TOTAL.	MARITAL STATUS.												BIRTHPLACE.					MONTHS.											
				Single.					Married.								Foreign.														
			Under 15 Yrs.	15–24 Yrs.	25–44 Yrs.	45–64 Yrs.	65 Yrs. and over.	Age not stated.	15–24 Yrs.	25–44 Yrs.	45–64 Yrs.	65 Yrs. and over.	Age not stated.	Widowed.	Not stated.	Canada.	British.	United States.	Other.	Not stated.	January.	February.	March.	April.	May.	June.	July.	August.	September.	October.	November.	December.
150	Other and unspecified conditions of childbirth and the puerperal state F.	3							1	2						3					1				1				1			
	(c) Others under this title F.	3							1	2						3					1				1				1			
	Class XII. Diseases of the skin and cellular tissue Total	5	2	2						1						5					1	1			1				1		1	
	Ditto M.	1								1						1						1										
	,, F.	4	2	2												4					1				1				1		1	
151	Carbuncle and furuncle M.	1								1						1						1										
	,, F.	1	1													1													1			
153	Other diseases of the skin and cellular tissue F.	3	1	2												3					1				1						1	
	Class XIII. Diseases of the bones and organs of movement Total	11	2	1			1			2	3	2				7	4				1		1	1	2	1		2		2	1	
	Ditto M.	7					1			1	3	2				3	4								2	1		1		2	1	
	,, F.	4	2	1						1						4					1		1	1				1				
155	Other diseases of the bones (tuberculosis excepted) M.	2								1		1				1	1								1	1						
	Ditto F.	1	1													1							1									
156	Diseases of the joints and other organs of movement M.	5					1				3	1				2	3								1			1		2	1	
	Ditto F.	3	1	1						1						3					1			1				1				
	(a) Diseases of the joints (tuberculosis and rheumatism excepted) M.	1					1									1									1							
	(b) Others under this title M.	4									3	1				1	3											1		2	1	
	,, F.	3	1	1						1						3					1			1				1				
	Class XIV. Congenital malformations Total	146	135	3	2					1	4			1		139	3	3	1		14	10	9	21	16	12	12	7	2	16	11	16
	Ditto M.	85	78	1	2					1	2			1		83	1	1			5	7	6	14	9	8	4	4	1	8	6	13
	,, F.	61	57	2							2					56	2	2	1		9	3	3	7	7	4	8	3	1	8	5	3
157	Congenital malformations M.	85	78	1	2					1	2			1		83	1	1			5	7	6	14	9	8	4	4	1	8	6	13
	,, F.	61	57	2							2					56	2	2	1		9	3	3	7	7	4	8	3	1	8	5	3
	(a) Congenital hydrocephalus M.	13	13													13						2	1	2		2		1			1	4
	,, F.	10	9	1												9			1				1	2		2	1	2		1	1	
	(b) Spina bifida and meningocele M.	7	7													7							1	1					1	2	1	1
	,, F.	7	7													7					1		1		2	1				1		1
	(c) Anencephalus F.	2	2													2												1		1		
	(d) Congenital malformations of the heart M.	33	29	1	1						1			1		33					2	2	2	3	4	4	3	2		5	1	5
	Ditto F.	30	29	1												29		1			7	3	1	4	2	1	4		1	3	2	2

	(e) Others under this title ....M.	32	29		1					1	1					30	1	1			3	3	2	8	5	2	1	1		1	3	3
	,, ...F.	12	10								2					9	2	1			1			1	3		3			2	2	
	Class XV. Diseases peculiar to the first year of life ....Total	389	389													388		1			37	18	23	42	31	26	41	29	39	31	30	42
	Ditto ....M.	226	226													226					24	8	16	24	19	12	24	16	28	15	13	27
	,, ...F.	163	163													162		1			13	10	7	18	12	14	17	13	11	16	17	15
158	Congenital debility ....M.	11	11													11					2	1	1		1	1	2		1			2
	,, ...F.	6	6													6							2	1		1			1			1
159	Premature birth ....M.	131	131													131					14	3	6	14	14	6	13	9	19	8	9	16
	,, ...F.	108	108													107		1			10	7	1	8	10	8	12	10	8	13	12	9
160	Injury at birth ....M.	41	41													41					4	2	1	6	1	2	5	2	3	5	2	8
	,, ...F.	34	34													34					2	2	2	5	2	3	3	3	2	2	4	4
	(a) Intracranial or spinal hæmorrhage ....M.	17	17													17					3						4	1	1	2	1	5
	Ditto ....F.	13	13													13					1	1		3	1	1	3	1	1	1		
	(b) Other intracranial or spinal injuries ....M.	2	2													2													1		1	
	Ditto ....F.	1	1													1																1
	(c) Others under this title ....M.	22	22													22					1	2	1	6	1	2	1	1	1	3		3
	,, ...F.	20	20													20					1	1	2	2	1	2		2	1	1	4	3
161	Other diseases peculiar to the first year of life ....M.	43	43													43					4	2	8	4	3	3	4	5	5	2	2	1
	Ditto ....F.	15	15													15					1	1	2	4		2	2			1	1	1
	(a) Asphyxia (unspecified), atelectasis ....M.	21	21													21					2	1	3	2	2	2	3		2	2	1	1
	Ditto ....F.	8	8													8					1		2	3			1					1
	(b) Infection of the umbilicus, pemphigus, and other infections..M.	2	2													2								1					1			
	(c) Other specified diseases peculiar to the first year of life ....M.	20	20													20					2	1	5	1	1	1	1	5	2		1	
	Ditto ....F.	7	7													7						1		1		2	1			1	1	
	Class XVI. Senility ....Total	175				2	27					54		91	1	82	58	8	27		25	15	10	13	14	9	11	15	11	20	17	15
	,, ...M.	95					20					38		36	1	40	32	6	17		15	7	6	7	7	6	6	9	6	9	10	7
	,, ...F.	80				2	7					16		55		42	26	2	10		10	8	4	6	7	3	5	6	5	11	7	8
162	Senility ....M.	95					20					38		36	1	40	32	6	17		15	7	6	7	7	6	6	9	6	9	10	7
	,, ...F.	80				2	7					16		55		42	26	2	10		10	8	4	6	7	3	5	6	5	11	7	8
	(a) With dementia ....M.	46					12					21		13		16	20	2	8		9	4	2	3	5	3	3	4	2	2	5	4
	,, ...F.	20				1	5					5		9		6	12	2			2	1		2				2	3	4	1	5
	(b) Without dementia ....M.	49					8					17		23	1	24	12	4	9		6	3	4	4	2	3	3	5	4	7	5	3
	,, ...F.	60				1	2					11		46		36	14		10		8	7	4	4	7	3	5	4	2	7	6	3
	Class XVII. Violent or accidental deaths ....Total	888	115	70	75	49	52	2	15	121	132	90		150	17	484	189	40	155	20	66	55	52	72	69	76	81	68	85	74	104	86
	Ditto ....M.	651	79	58	70	48	47	2	6	87	111	64		63	16	343	133	18	139	18	49	44	38	51	53	55	61	53	65	57	70	55
	,, ...F.	237	36	12	5	1	5		9	34	21	26		87	1	141	56	22	16	2	17	11	14	21	16	21	20	15	20	17	34	31
163,	Suicides ....M.	111		4	16	17	9			16	25	15		8	1	45	27	3	35	1	14	7	6	11	6	12	13	7	12	7	10	6
164	,, ...F.	29		2	2				2	8	9			6		16	9	2	2		1		2	4	1	3	6		4	3		5
163	Suicide by poisoning ....M.	19		1	1	3	2			3	3	2		3	1	9	4	1	5		3	2	3	2	1	2	1		1		3	1
	,, ...F.	12		2	1					4	2			3		8	3		1				1	3		1	1		3	1		2
	(a) By corrosive substances, solid and liquid poisonings ....M.	4								2		2				2	1	1				1					1				1	1
	Ditto ....F.	5								3	1			1		3	1		1							1	1		2			1
	(b) Poisonous gas ....M.	15		1	1	3	2			1	3			3	1	7	3		5		3	1	3	2	1	2			1		2	
	,, ...F.	7		2	1					1	1			2		5	2						1	3					1	1		1

PROVINCIAL LIBRARY, VICTORIA, B. C.

TABLE 25.—CAUSES OF DEATH BY SEX, MARITAL STATUS, BIRTHPLACE, AND MONTH OF DEATH IN BRITISH COLUMBIA, BY PLACE OF RESIDENCE, 1946—*Continued.*

Int. List No.	CAUSES OF DEATH.	TOTAL.	MARITAL STATUS.													BIRTHPLACE.					MONTHS.											
			Under 15 Yrs.	Single.					Married.					Widowed.	Not stated.	Canada.	British.	Foreign.		Not stated.	January.	February.	March.	April.	May.	June.	July.	August.	September.	October.	November.	December.
				15–24 Yrs.	25–44 Yrs.	45–64 Yrs.	65 Yrs. and over.	Age not stated.	15–24 Yrs.	25–44 Yrs.	45–64 Yrs.	65 Yrs. and over.	Age not stated.					United States.	Other.													
	Suicides—*Continued.*																															
164	Suicide by other means.....M.	92		3	15	14	7			13	22	13		5		36	23	2	30	1	11	5	3	9	5	10	12	7	11	7	7	5
	,, ...F.	17			1				2	4	7			3		8	6	2	1		1		1	1	1	2	5		1	2		3
	(a) By hanging or strangulation .....M.	30			4	6	2			2	10	5		1		6	8		16		4	2	2	3	1	2	5	3	3	1	1	3
	Ditto .....F.	7			1				1	1	4					2	4		1				1			1	2			2		1
	(b) By drowning .....M.	9			3		1				2	1		2		3	3		3					4		1	2	1				1
	,, ...F.	3									2			1		2	1									1	1					1
	(c) By firearms or explosives....M.	38		2	5	6	3			10	7	3		2		21	7	2	7	1	4	3	1	1	4	5	4	1	5	5	4	1
	,, ...F.	4							1	2				1		2		2						1			2					1
	(d) By cutting or piercing instruments .....M.	7			1	2				1	1	2				2	3		2					1		1	1	1	1	1	1	
	(e) By jumping from high places .....M.	7		1	1		1				2	2				3	2		2		2					1		1	2		1	
	Ditto .....F.	3								1	1			1		2	1				1				1				1			
	(f) By crushing .....M.	1			1											1					1											
166–168	Homicides .....M.	10	2		1	2	1			3	1					5	2		3			1	2	1	1		1		1	1	1	1
	,, ...F.	13	6						2	3	1				1	10		1	1	1	1	1			1	2	1		1	1	5	
166	Homicide by firearms.....M.	4	1		1					2						3			1			1	2								1	
	,, ...F.	4	2						1	1						4										1				1	2	
167	Homicide by cutting or piercing instruments .....M.	1	1													1											1					
	Ditto .....F.	5	2							2	1					3			1	1	1				1						3	
168	Homicide by other or unspecified means .....M.	5				2	1			1	1					1	2		2					1	1				1	1		1
	Ditto .....F.	4	2						1						1	3		1				1				1	1		1			
169–195	Accidental deaths .....M.	530	77	54	53	29	37	2	6	68	85	49		55	15	293	104	15	101	17	35	36	30	39	46	43	47	46	52	49	59	48
	,, ...F.	195	30	10	3	1	5		5	23	11	26		81		115	47	19	13	1	15	10	12	17	14	16	13	15	15	13	29	23
169	Railway accidents (excluding motor-vehicles) .....M.	23	2	2	3	2		1	1	4	4	2		1	1	10	4	2	6	1	2		3	3	3		5		2	2	1	2
	Ditto .....F.	2										1		1		1	1												1			1
170	Motor-vehicle accidents .....M.	113	19	19	16	2	4		1	10	18	13		10	1	69	23	4	15	2	7	6	7	7	12	13	3	13	11	8	9	13
	,, ...F.	39	5	6	2				2	9	4	4		7		23	11	3	2		1		2	2	4	4	1	1	5	3	10	6
	(a) Collisions with trains .....M.	6	1		1					2	2					4			2				1			1	1			3		
	,, ...F.	1												1					1								1					
	(b) Collisions with street-cars...M.	2								1		1					1		1									1		1		
	(c) Automobile accidents (excluding trains or street-cars)....M.	98	18	16	14	2	4			6	16	12		10		59	22	4	11	2	7	6	5	7	11	9	2	10	11	3	9	18
	Ditto .....F.	37	5	6	2				2	9	4	3		6		23	10	3	1		1		2	2	4	4		1	5	3	10	5
	(d) Motor-cycle accidents (excluding automobiles) .....M.	7		3	1				1	1					1	6			1						1	3		2		1		
	Ditto .....F.	1										1					1															1
171	Street-car and other road transport accidents .....M.	12	2			1	2				2	2		2	1	3	1		7	1				2	2		3	1		3	1	
	Ditto .....F.	2					1							1			2					1									1	

	(a) Street-car accidents (excluding trains and motor-vehicles) M.	11	2			1	2				1	2		2	1	3	1		6	1				1	2		3	1		3	1	
	Ditto F.	2					1							1			2					1									1	
	(b) Others under this title M.	1									1								1					1								
172	Water transport accidents M.	22	1	4	3	1	1		1	7	1	2			1	13	7	1	1			2	1	4		4	1	2	3	5		
	,, F.	1								1						1															1	
173	Air transport accidents M.	5		1				1		3						2	1			2	1							2	2			
	,, F.	2	1						1							2												2				
174	Accidents in mines and quarries M.	11		2	2					3	2	2				3	1		7		2	1		1	1		1			1	2	2
175	Agricultural and forestry accidents M.	44		6	11	5			1	10	6			2	3	24	3	1	13	3	5	3	3	2		1	2	7	8	4	7	2
	(a) Accidents involving agricultural machinery and vehicles M.	1			1											1												1				
	(b) Injury by animals, in agriculture M.	2			1	1										2													1		1	
	(c) Other agricultural accidents M.	2			1					1						1	1				1		1									
	(d) Accidents involving forestry machinery and vehicles M.	6			3					2					1	4		1	1				1	1		1		3				
	(e) *Other forestry accidents* M.	33		6	5	4			1	7	6			2	2	16	2		12	3	4	3	1	1			2	3	7	4	6	2
176	Other accidents involving machinery M.	20	2	2	4					4	8					13	3	1	3		3		2	2	3		2		2	4	2	
177	Food poisoning F.	1	1													1										1						
178	Accidental absorption of poisonous gas M.	10		1	2	2	2				2	1				5	2		3			1		2	2				1		1	3
	Ditto F.	3		1					1		1					2	1				1					1				1		
	(a) Coal and illuminating gas M.	6		1		2	1				1	1				2	1		3			1		1	2				1			1
	,, F.	2		1							1					1	1									1				1		
	(b) Motor-vehicle exhaust gas F.	1							1							1					1											
	(c) Other carbon-monoxide gas M.	3			2						1					2	1							1							1	1
	(d) Other poisonous gases M.	1					1									1																1
179	Acute accidental poisoning by solids or liquids M.	1									1								1							1						
	Ditto F.	2	1	1												2												1				1
180	Conflagration M.	18	7		1	2	2				2	1		2	1	9	4	1	3	1				3	2			2	2		2	7
	,, F.	6	2							1				3		5		1						1	1						2	2
181	Accidental burns (conflagration excepted) M.	10			1		1			2	3	1		2		7	2	1			1	2	1	1	2		1				1	1
	Ditto F.	10	5		1					2	1			1		8			2		1		2				1	2			2	2
182	Accidental mechanical suffocation M.	4	2			1				1						2			2		2	1				1						
	,, F.	4	3											1		4					2										1	1
183	Accidental drowning M.	77	25	8	4	5	9		1	5	4	2		11	3	52	12	1	8	4	2	5	3	3	4	10	17	11	7	5	5	5
	,, F.	15	7							4	1	2		1		11	3			1	1		2	3	3		3	2				1
184	Accidental injury by firearms M.	14	1	2	1	2			1	1	6					10	3		1			1	1		2	3				2	3	2
	,, F.	1								1						1															1	
185	Accidental injury by cutting or piercing instruments M.	2	1									1				1			1				1					1				
186	Accidental injury by fall or crushing M.	98	4	5	2	4	13			8	19	17		22	4	41	31	1	23	2	10	9	7	8	9	6	7	7	5	9	17	4
	Ditto F.	85	2	1		1	4			2	4	14		57		44	24	11	6		8	5	5	8	5	8	7	6	5	7	10	11
	(a) Accidental injury by fall M.	89	3	4	2	4	13			5	16	16		22	4	36	30	1	20	2	10	8	7	7	8	5	6	5	5	9	15	4
	,, F.	83	2			1	4			1	4	14		57		43	23	11	6		8	5	5	8	5	7	7	6	5	6	10	11
	(b) Accidental injury by crushing M.	9	1	1						3	3	1				5	1		3			1		1	1	1	1	2			2	
	Ditto F.	2		1						1						1	1									1				1		
187	Cataclysm M.	1				1											1									1						

TABLE 25.—CAUSES OF DEATH BY SEX, MARITAL STATUS, BIRTHPLACE, AND MONTH OF DEATH IN BRITISH COLUMBIA, BY PLACE OF RESIDENCE, 1946—*Continued.*

Int. List No.	CAUSES OF DEATH.	TOTAL.	MARITAL STATUS.													BIRTHPLACE.					MONTHS.											
			Under 15 Yrs.	Single.					Married.					Widowed.	Not stated.	Canada.	British.	Foreign.		Not stated.	January.	February.	March.	April.	May.	June.	July.	August.	September.	October.	November.	December.
				15–24 Yrs.	25–44 Yrs.	45–64 Yrs.	65 Yrs. and over.	Age not stated.	15–24 Yrs.	25–44 Yrs.	45–64 Yrs.	65 Yrs. and over.	Age not stated.					United States.	Other.													
	Accidental deaths—*Continued.*																															
188	Injury by animals ... M.	4	1				1				1	1				2			2							1	1			1	1	
190	Excessive cold ... M.	1				1										1															1	
	" ... F.	2										1		1			1		1			1							1			
193	Accidents due to electric currents ... M.	6		2	2					1	1					6						1			1	1	1		2			
194	Attack by venomous animals (non-occupational) ... F.	1	1													1										1						
195	Other accidents ... M.	34	10		1		2			9	5	4		3		20	6	2	5	1		4	2	1	3	1	3		7	5	6	2
	" ... F.	19	2	1					1	3		4		8		9	4	4	2		1	3	1	3	1	1	1	1	3	2	1	1
	(d) Obstruction, suffocation, or puncture by ingested objects ... M.	7	6				1									6	1								1		1		1	2	1	1
	Ditto ... F.	4	2						1			1				3			1		1	1							1	1		
	(e) Other and unspecified objects ... M.	27	4		1		1			9	5	4		3		14	5	2	5	1		4	2	1	2	1	2		6	3	5	1
	Ditto ... F.	15		1						3		3		8		6	4	4	1			2	1	3	1	1	1	1	2	1	1	1
	Class XVIII. Ill-defined and unknown causes of death ... Total	73	34	3		3	3			5	6	4		13	2	55	3	4	10	1	5	7	6	3	4	8	11	2	7	5	9	6
	Ditto ... M.	44	18			3	3			2	4	3		9	2	31	3	4	5	1	2	2	5	2	4	4	9	2	5	3	5	1
	" ... F.	29	16	3						3	2	1		4		24			5		3	5	1	1		4	2		2	2	4	5
200	Ill-defined and unknown causes ... M.	44	18			3	3			2	4	3		9	2	31	3	4	5	1	2	2	5	2	4	4	9	2	5	3	5	1
	" ... F.	29	16	3						3	2	1		4		24			5		3	5	1	1		4	2		2	2	4	5
	(a) Ill-defined ... M.	25	7			2	3			2	3	3		5		15	2	3	5		2		2	1	3	3	5	2	4	3		
	" ... F.	9	4	1								1		3		6			3		2	3				1						3
	(b) Found dead ... M.	2													2	1				1					1	1						
	" ... F.	1												1		1																1
	(c) Unknown or unspecified cause ... M.	17	11			1					1			4		15	1	1				2	3	1			4		1		5	1
	Ditto ... F.	19	12	2						3	2					17			2		1	2	1	1		3	2		2	2	4	1

CLASSIFICATION OF ACCIDENTAL DEATHS ACCORDING TO THE NATURE OF INJURY.

(These accidental deaths are classified above according to circumstances involving the accident, under rubrics 169 to 176, 178, 180, 181, 182, 183, 185, 186, 187, and 193.)

Accidental absorption of poisonous gas	M.	16	1	1	3	3	2				4	1			1	7	3	1	4	1		1		3	3			1	1		2	5
Ditto	F.	4	1	1					1		1					3	1				1					1				1	1	
Accidental burns	M.	27	6		1	1	3	1		5	3	2		4	1	16	5	2	2	2	1	3	1	4	3		1	2	4		2	6
,,	F.	15	6		1					3	1			4		12		1	2		1		2	1	1		1	2			3	4
Accidental mechanical suffocation	M.	5	2	1		1				1						3			2		2	1				1			1			
,,	F.	4	3											1		4					2										1	1
Accidental drowning	M.	105	28	12	9	7	10		2	12	6	4		11	4	67	21	2	10	5	2	6	4	7	8	15	18	13	12	9	5	6
,,	F.	23	10						2	7	1	2		1		19	3			1	1		2	3	7		3	4			2	1
Accidental injury by cutting or piercing instruments	M.	4	1		1	1						1				1			3				1					1	2			
Ditto	F.	2								1		1				1			1				1			1						
Accidental injury by fall	M.	95	4	5	4	4	13			7	16	16		22	4	40	31	1	20	3	11	9	7	9	8	5	6	6	5	9	16	4
,,	F.	83	2			1	4			1	4	14		57		43	23	11	6		8	5	5	8	5	7	7	6	5	6	10	11
Accidental injury by crushing	M.	215	23	31	29	9	6	1	2	32	42	20		15	5	117	35	7	51	5	19	10	14	15	18	14	17	22	18	22	23	23
,,	F.	38	3	7	2		1		1	7	4	4		9		19	15	3	1		1	1	1	2		4	1	1	6	4	10	7
Accidents due to electric currents	M.	6		2	2					1	1					6						1			1	1	1		2			

TABLE 26. CAUSES OF DEATH BY SEX AND AGE, VANCOUVER, 1946.

TABLE 27.—CAUSES OF DEATH FOR EACH SEX BY MARITAL STATUS, BIRTHPLACE, AND MONTH OF DEATH, VANCOUVER, 1946.

TABLE 28.—CAUSES OF DEATH BY SEX AND AGE, VICTORIA, 1946.

TABLE 29.—CAUSES OF DEATH FOR EACH SEX BY MARITAL STATUS, BIRTHPLACE, AND MONTH OF DEATH, VICTORIA, 1946.

Detailed information under these headings may be secured on request, if reason is sufficiently urgent.

TABLE 30.—CAUSES OF DEATH BY SEX IN CENSUS DIVISIONS, OVER, BY PLACE OF RESIDENCE,

Int. List No.	CAUSES OF DEATH.	TOTAL.	Div. No. 1a.	Div. No. 1b.	Div. No. 1c.	Div. No. 2a.	Div. No. 2b.	Div. No. 2c.	Div. No. 3a.	Div. No. 3b.	Div. No. 3c.	Div. No. 4a.	Div. No. 4b.	Div. No. 5a.	Div. No. 5b.	Div. No. 5c.	Div. No. 5d.
	Deaths, all causes ....Total	10137	33	113	46	38	160	247	346	171	62	1217	4435	1549	52	125	125
	,, ...M.	6245	22	71	32	21	98	168	200	109	40	766	2685	938	26	77	88
	,, ...F.	3892	11	42	14	17	62	79	146	62	22	451	1750	611	26	48	37
	Class I. Infectious and parasitic diseases ....Total	817	3	3	3	3	10	25	22	9	3	73	317	69	8	5	8
	Ditto ....M.	499	1	3	2	3	6	19	10	4	1	41	214	50	3	3	6
	,, ...F.	318	2		1		4	6	12	5	2	32	103	19	5	2	2
1	Typhoid fever ....M.	2							1				1				
	,, ...F.	1	1														
2	Paratyphoid fever ....M.	10											9				1
	,, ...F.	2											2				
6	Cerebrospinal meningitis ....M.	2											1				
	,, ...F.	1					1										
9	Whooping-cough ....F.	5										4					
10	Diphtheria ....M.	3								1			2				
	,, ...F.	2											1				
11	Erysipelas ....F.	1										1					
12	Tetanus ....M.	1											1				
13–22	Tuberculosis ....M.	338	1		1	2	3	12	8	3	1	23	143	38	2	3	3
	,, ...F.	238			1		1	4	9	4	1	17	83	14	2	1	2
13	Tuberculosis of the respiratory system ....M.	295	1		1	1	1	12	6	2		19	135	33	2	2	1
	Ditto ....F.	197			1		1	2	9	4	1	13	70	11	2	1	2
	(a) With mention of occupational diseases of lungs ....M.	19					1	3	1			2	9				
	(b) Without mention of occupational diseases of lungs ....M.	252			1	1		9	5	2		17	121	32	1	2	1
	Ditto ....F.	168			1		1	1	8	4	1	12	69	11	1	1	2
	(c) Unspecified site ....M.	19	1											1	1		
	,, ...F.	26											1		1		
	(d) With mention of dementia præcox ....M.	5											5				
	Ditto ....F.	3						1	1			1					
14	Tuberculosis of the meninges and central nervous system ....M.	17										3	5				
	Ditto ....F.	23						1				2	8	1			
15	Tuberculosis of the intestines and peritoneum ....M.	7							1		1	1		2			
	Ditto ....F.	2										1					
16	Tuberculosis of the vertebral column..M.	3					1										
	,, ...F.	2															
17	Tuberculosis of other bones and joints ....F.	3											2				
	(a) Bones ....F.	1															
	(b) Joints ....F.	2											2				
19	Tuberculosis of the lymphatic system (bronchial, mesenteric, mediastinal, and retroperitoneal glands excepted) ....M.	1															
	Ditto ....F.	1										1					
20	Tuberculosis of the genito-urinary system ....M.	4					1		1	1				1			
	Ditto ....F.	1												1			
21	Tuberculosis of other organs....F.	2											1				
22	Disseminated tuberculosis ....M.	11				1							3	2		1	2
	,, ...F.	7						1					2	1			
	(a) Acute generalized miliary....M.	7											2	2		1	2
	,, ...F.	5											2	1			
	(b) *Other and unspecified generalized* ....M.	4				1							1				
	Ditto ....F.	2						1									
24	Purulent infection and septicæmia....M.	1										1					
	,, ...F.	1							1								
25	Gonococcus infection ....M.	1											1				
	,, ...F.	1															
27	Dysentery ....M.	6										2	1				
	,, ...F.	3						1									
30	Syphilis ....M.	69		3			2	5	1			5	33	6			1
	,, ...F.	15					1		1			1	6	3		1	
	(a) Locomotor ataxia (tabes dorsalis) ....M.	4											3	1			
	(b) General paralysis of the insane..M.	17		2				1	1			2	9				
	,, ...F.	5							1				1	3			
	(c) Other syphilis of the central nervous system ....M.	6											4	2			
	Ditto ....F.	1					1										
	(d) Others under this title....M.	42		1			2	4				3	17	3			1
	,, ...F.	9										1	5			1	

INCLUDING CITIES AND VILLAGES OF 1,000 POPULATION AND BRITISH COLUMBIA, 1946.

Div. No. 5e.	Div. No. 5f	Div. No. 6a.	Div. No. 6b.	Div. No. 6c.	Div. No. 6d.	Div. No. 6e.	Div. No. 6f.	Div. No. 7a.	Div. No. 7b.	Div. No. 7c.	Div. No. 8a.	Div. No. 8b.	Div. No. 8c.	Div. No. 8d.	Div. No. 8e.	Div. No. 8f.	Div. No. 8g.	Div. No. 9a.	Div. No. 9b.	Div. No. 9c.	Div. No. 9d.	Div. No. 9e.	Div. No. 9f.	Div. No. 10a.	Div. No. 10b.	Div. No. 10c.	Div. No. 10d.	Int. List No.
44	52	28	79	282	5	24	34	30	22	70	76	20	25	80	101	60	35	10	11	43	143	18	28	7	12	19	60	
25	28	19	55	191	3	13	19	19	12	42	59	15	12	59	54	37	17	7	8	25	100	9	18	3	4	12	39	
19	24	9	24	91	2	11	15	11	10	28	17	5	13	21	47	23	18	3	3	18	43	9	10	4	8	7	21	
10	8	3	16	27	3	5	3	9	3	7	5	.....	6	8	36	15	13	2	3	13	24	8	7	2	8	8	4	
4	4	2	14	18	2	2	1	4	2	3	4	.....	2	5	18	6	6	2	2	6	9	3	5	1	3	4	1	
6	4	1	2	9	1	3	2	5	1	4	1	.....	4	3	18	9	7	.....	1	7	15	5	2	1	5	4	3	
.....	.....	.....	.....	.....	.....	.....	.....	.....	.....	.....	.....	.....	.....	.....	.....	.....	.....	.....	.....	.....	.....	.....	.....	.....	.....	.....	.....	1
.....	.....	.....	.....	.....	.....	.....	.....	.....	.....	.....	.....	.....	.....	.....	.....	.....	.....	.....	.....	.....	.....	.....	.....	.....	.....	.....	.....	2
.....	.....	.....	.....	1	.....	.....	.....	.....	.....	.....	.....	.....	.....	.....	.....	.....	.....	.....	.....	.....	.....	.....	.....	.....	.....	.....	.....	6
.....	.....	.....	.....	1	.....	.....	.....	.....	.....	.....	.....	.....	.....	.....	.....	.....	.....	.....	.....	.....	.....	.....	.....	.....	.....	.....	.....	9
.....	.....	.....	.....	.....	.....	.....	.....	.....	.....	.....	.....	.....	.....	.....	.....	.....	1	.....	.....	.....	.....	.....	.....	.....	.....	.....	.....	10
.....	.....	.....	.....	.....	.....	.....	.....	.....	.....	.....	.....	.....	.....	.....	.....	.....	.....	.....	.....	.....	.....	.....	.....	.....	.....	.....	.....	11
.....	.....	.....	.....	.....	.....	.....	.....	.....	.....	.....	.....	.....	.....	.....	.....	.....	.....	.....	.....	.....	.....	.....	.....	.....	.....	.....	.....	12
3	2	1	9	13	2	1	1	4	1	2	1	.....	2	4	11	6	6	1	1	4	6	3	3	1	3	4	.....	13–
3	4	1	2	5	1	2	2	5	1	4	1	.....	4	3	12	8	5	.....	.....	6	14	4	1	1	5	3	2	22
2	2	1	9	12	1	1	1	4	.....	2	1	.....	1	4	9	2	5	1	1	2	5	3	2	1	3	4	.....	13
3	4	.....	2	4	1	1	2	4	1	4	1	.....	3	2	9	8	4	.....	.....	4	10	3	1	1	4	2	2	
.....	.....	1	.....	1	.....	.....	.....	.....	.....	.....	.....	.....	.....	1	.....	.....	.....	.....	.....	.....	.....	.....	.....	.....	.....	.....	.....	13a
2	2	.....	8	9	1	.....	1	3	.....	2	1	.....	1	3	9	1	1	1	1	1	4	2	2	.....	1	4	.....	13b
3	2	.....	2	2	1	1	2	3	1	4	1	.....	3	1	7	6	2	.....	.....	2	8	1	1	.....	.....	2	1	
.....	.....	.....	1	2	.....	1	.....	1	.....	.....	.....	.....	.....	.....	.....	1	4	.....	.....	1	1	1	.....	1	2	.....	.....	13c
.....	2	.....	.....	2	.....	.....	.....	1	.....	.....	.....	.....	.....	1	2	2	2	.....	.....	2	2	2	.....	1	4	.....	1	
.....	.....	.....	.....	.....	.....	.....	.....	.....	.....	.....	.....	.....	.....	.....	.....	.....	.....	.....	.....	.....	.....	.....	.....	.....	.....	.....	.....	13d
.....	.....	.....	.....	.....	.....	.....	.....	.....	.....	.....	.....	.....	.....	.....	.....	.....	.....	.....	.....	.....	.....	.....	.....	.....	.....	.....	.....	
1	.....	.....	.....	.....	1	.....	.....	.....	.....	.....	.....	.....	1	.....	1	2	1	.....	.....	1	.....	.....	1	.....	.....	.....	.....	14
.....	.....	1	.....	.....	.....	.....	.....	1	.....	.....	.....	.....	1	1	1	.....	1	.....	.....	2	1	1	.....	.....	1	.....	.....	
.....	.....	.....	.....	.....	.....	.....	.....	.....	.....	.....	.....	.....	.....	.....	.....	1	.....	.....	.....	1	.....	.....	.....	.....	.....	.....	.....	15
.....	.....	.....	.....	.....	.....	1	.....	.....	.....	.....	.....	.....	.....	.....	.....	.....	.....	.....	.....	.....	.....	.....	.....	.....	.....	.....	.....	
.....	.....	.....	.....	1	.....	.....	.....	.....	.....	.....	.....	.....	.....	.....	.....	1	.....	.....	.....	.....	.....	.....	.....	.....	.....	.....	.....	16
.....	.....	.....	.....	.....	.....	.....	.....	.....	.....	.....	.....	.....	.....	.....	.....	.....	.....	.....	.....	.....	1	.....	.....	.....	.....	1	.....	
.....	.....	.....	.....	.....	.....	.....	.....	.....	.....	.....	.....	.....	.....	.....	1	.....	.....	.....	.....	.....	.....	.....	.....	.....	.....	.....	.....	17
.....	.....	.....	.....	.....	.....	.....	.....	.....	.....	.....	.....	.....	.....	.....	1	.....	.....	.....	.....	.....	.....	.....	.....	.....	.....	.....	.....	17a
.....	.....	.....	.....	.....	.....	.....	.....	.....	.....	.....	.....	.....	.....	.....	.....	.....	.....	.....	.....	.....	.....	.....	.....	.....	.....	.....	.....	17b
.....	.....	.....	.....	.....	.....	.....	.....	.....	1	.....	.....	.....	.....	.....	.....	.....	.....	.....	.....	.....	.....	.....	.....	.....	.....	.....	.....	19
.....	.....	.....	.....	.....	.....	.....	.....	.....	.....	.....	.....	.....	.....	.....	.....	.....	.....	.....	.....	.....	.....	.....	.....	.....	.....	.....	.....	20
.....	.....	.....	.....	1	.....	.....	.....	.....	.....	.....	.....	.....	.....	.....	.....	.....	.....	.....	.....	.....	.....	.....	.....	.....	.....	.....	.....	21
.....	.....	.....	.....	.....	.....	.....	.....	.....	.....	.....	.....	.....	.....	.....	1	.....	.....	.....	.....	.....	1	.....	.....	.....	.....	.....	.....	22
.....	.....	.....	.....	.....	.....	.....	.....	.....	.....	.....	.....	.....	.....	.....	1	.....	.....	.....	.....	.....	2	.....	.....	.....	.....	.....	.....	
.....	.....	.....	.....	.....	.....	.....	.....	.....	.....	.....	.....	.....	.....	.....	.....	.....	.....	.....	.....	.....	.....	.....	.....	.....	.....	.....	.....	22a
.....	.....	.....	.....	.....	.....	.....	.....	.....	.....	.....	.....	.....	.....	.....	1	.....	.....	.....	.....	.....	1	.....	.....	.....	.....	.....	.....	
.....	.....	.....	.....	.....	.....	.....	.....	.....	.....	.....	.....	.....	.....	.....	1	.....	.....	.....	.....	.....	1	.....	.....	.....	.....	.....	.....	22b
.....	.....	.....	.....	.....	.....	.....	.....	.....	.....	.....	.....	.....	.....	.....	.....	.....	.....	.....	.....	.....	1	.....	.....	.....	.....	.....	.....	
.....	.....	.....	.....	.....	.....	.....	.....	.....	.....	.....	.....	.....	.....	.....	.....	.....	.....	.....	.....	.....	.....	.....	.....	.....	.....	.....	.....	24
.....	.....	.....	.....	.....	.....	.....	.....	.....	.....	.....	.....	.....	.....	.....	.....	.....	.....	.....	.....	.....	.....	.....	.....	.....	.....	.....	.....	25
.....	.....	.....	.....	.....	.....	.....	.....	.....	.....	.....	.....	.....	.....	.....	.....	.....	.....	.....	.....	.....	.....	.....	.....	.....	.....	.....	1	
.....	.....	.....	1	1	.....	.....	.....	.....	.....	.....	.....	.....	.....	.....	.....	.....	.....	.....	.....	.....	1	.....	.....	.....	.....	.....	.....	27
.....	.....	.....	.....	1	.....	.....	.....	.....	.....	.....	.....	.....	.....	.....	.....	.....	.....	.....	.....	.....	1	.....	.....	.....	.....	.....	.....	
.....	.....	1	1	2	.....	.....	.....	.....	1	.....	3	.....	.....	.....	.....	.....	.....	1	1	1	2	.....	.....	.....	.....	.....	.....	30
.....	.....	.....	.....	1	.....	.....	.....	.....	.....	.....	.....	.....	.....	.....	.....	.....	.....	.....	.....	1	.....	.....	.....	.....	.....	.....	.....	
.....	.....	.....	.....	.....	.....	.....	.....	.....	.....	.....	.....	.....	.....	.....	.....	.....	.....	.....	.....	.....	.....	.....	.....	.....	.....	.....	.....	30a
.....	.....	.....	.....	.....	.....	.....	.....	.....	.....	.....	1	.....	.....	.....	.....	.....	.....	1	.....	.....	.....	.....	.....	.....	.....	.....	.....	30b
.....	.....	.....	.....	.....	.....	.....	.....	.....	.....	.....	.....	.....	.....	.....	.....	.....	.....	.....	.....	.....	.....	.....	.....	.....	.....	.....	.....	30c
.....	.....	1	1	2	.....	.....	.....	.....	1	.....	2	.....	.....	.....	.....	.....	.....	.....	1	1	2	.....	.....	.....	.....	.....	.....	30d
.....	.....	.....	.....	1	.....	.....	.....	.....	.....	.....	.....	.....	.....	.....	.....	.....	.....	.....	.....	1	.....	.....	.....	.....	.....	.....	.....	

TABLE 30.—CAUSES OF DEATH BY SEX IN CENSUS DIVISIONS, OVER, BY PLACE OF RESIDENCE,

Int. List No.	CAUSES OF DEATH.	TOTAL.	Div. No. 1a.	Div. No. 1b.	Div. No. 1c.	Div. No. 2a.	Div. No. 2b.	Div. No. 2c.	Div. No. 3a.	Div. No. 3b.	Div. No. 3c.	Div. No. 4a.	Div. No. 4b.	Div. No. 5a.	Div. No. 5b.	Div. No. 5c.	Div. No. 5d.
32	Other diseases due to spirochætes.....M.	2												1			
	,, ...F.	1											1				
33	Influenza .....M.	35				1		1				8	7	2	1		1
	.....F.	37	1				1	1	1	1	1	9	5	1	3		
	(a) With respiratory complications...M.	15										5	5		1		1
	,, ...F.	16					1	1		1		6	2	1	1		
	(b) Without respiratory complications M.	20				1		1				3	2	2			
	,, ...F.	21	1						1		1	3	3		2		
35	Measles .....F.	2															
36	Acute poliomyelitis and polioencephalitis .....M.	1										1					
37	Acute infectious encephalitis.....M.	2											2				
38	Other diseases due to filterable viruses..M.	2											1				
	.....F.	2											1				
	(c) Chicken-pox .....M.	2											1				
	,, ...F.	2											1				
41	Hydatid disease .....F.	1											1				
43	Mycoses .....M.	4											2	1			
	,, ...F.	2											2				
44	Other infectious and parasitic diseases..M.	20			1		1	1				1	10	2			
	,, ...F.	3											1	1			
	(b) Lymphogranulomatosis (Hodgkin's disease) .....M.	20			1		1	1				1	10	2			
	Ditto .....F.	3											1	1			
	Class II. Cancer and other tumours..Total	1493	5	11	4	3	29	30	47	24	10	160	779	253	6	12	16
	,, ...M.	829	3	7	3	2	19	18	23	11	6	90	429	130	2	9	11
	,, ...F.	664	2	4	1	1	10	12	24	13	4	70	350	123	4	3	5
45–55	Cancer and other malignant tumours..M.	816	3	7	3	2	19	18	23	8	6	85	425	129	2	9	11
	,, ...F.	643	2	3	1	1	10	11	24	12	3	69	338	120	4	3	5
45	Cancer of the buccal cavity and pharynx .....M.	26						3				1	17	2			
	Ditto .....F.	8							1			1	2	3			
46	Cancer of the digestive organs and peritoneum .....M.	444	1	5	2	1	10	10	13	5	3	51	219	70	2	5	7
	Ditto .....F.	262	2	2		1	3	3	11	5		24	137	58	2	1	1
	(a) Œsophagus .....M.	17										3	10	3			1
	,, ...F.	6						1					3	1	1		
	(b) Stomach .....M.	196	1	4	1	1	5	8	8	2	3	22	85	29	1	2	2
	,, ...F.	87	2	2				1	5	2		10	45	14			
	(c) Duodenum .....M.	3											2	1			
	(d) Rectum and anus .....M.	58		1					1			7	32	11		1	1
	,, ...F.	30										1	20	7			
	(e) Intestines .....M.	77			1		3	2	2	2		10	34	15	1		1
	,, ...F.	82				1	1	1	3	1		6	44	20	1	1	1
	(f) Liver and biliary passages .....M.	34							2			3	21	2		1	2
	,, ...F.	29					1		2	1		5	12	7			
	(g) Pancreas .....M.	50					2			1		6	30	6		1	
	,, ...F.	22							1	1		1	10	8			
	(h) Mesentery and peritoneum .....M.	6											4	1			
	,, ...F.	5										1	3	1			
	(m) Other and unspecified sites.....M.	3											1	2			
	,, ...F.	1					1										
47	Cancer of the respiratory system ....M.	114	1		1	1	3	1	2		2	10	61	20			2
	,, ...F.	18					1			2		1	10	2			
	(a) Larynx .....M.	5					1	1	1				1	1			
	,, ...F.	1												1			
	(b) Lung .....M.	50				1	2		1		2	4	23	11			2
	,, ...F.	10								2		1	6	1			
	(c) Mediastinum and other sites....M.	59	1		1							6	37	8			
	,, ...F.	7					1						4				
48	Cancer of the uterus .....F.	76					2		2		1	7	40	18		1	2
	(a) Cervix .....F.	49					2				1	4	28	13			
	(b) Other and unspecified sites.....F.	27							2			3	12	5		1	2
49	Cancer of other female organs .....F.	52							3		2	6	28	10			1
50	Cancer of the breast .....M.	1												1			
	,, ...F.	163		1			4	7	6	4		24	83	19		1	1
51	Cancer of the male genital organs....M.	85	1				4	2	2	1	1	10	40	13		2	2
52	Cancer of the urinary organs .....M.	64		2			1	1	2	2		7	36	11			
	,, ...F.	18										3	9	3	1		
	(a) Kidney .....M.	22		1			1		1	1		1	11	5			
	,, ...F.	5										1	2	1	1		
	(b) Bladder .....M.	40		1				1	1	1		6	23	6			
	,, ...F.	12										2	6	2			
	(c) Other and unspecified sites ....M.	2											2				
	,, ...F.	1											1				
53	Cancer of the skin .....M.	11										3	5	1			
	,, ...F.	4										1	2	1			
54	Cancer of the brain .....M.	25						1				3	13	6		1	
	,, ...F.	10										2	7	1			

INCLUDING CITIES AND VILLAGES OF 1,000 POPULATION AND BRITISH COLUMBIA, 1946—*Continued.*

Div. No. 5e.	Div. No. 5f.	Div. No. 6a.	Div. No. 6b.	Div. No. 6c.	Div. No. 6d.	Div. No. 6e.	Div. No. 6f.	Div. No. 7a.	Div. No. 7b.	Div. No. 7c.	Div. No. 8a.	Div. No. 8b.	Div. No. 8c.	Div. No. 8d.	Div. No. 8e.	Div. No. 8f.	Div. No. 8g.	Div. No. 9a.	Div. No. 9b.	Div. No. 9c.	Div. No. 9d.	Div. No. 9e.	Div. No. 9f.	Div. No. 10a.	Div. No. 10b.	Div. No. 10c.	Div. No. 10d.	Int. List No.
1																												32
	2		2			1									6					1			1				1	33
3						1									6		1		1							1		
	1																						1				1	33a
1						1											1											
	1		2			1									6					1								33b
2															6				1							1		33b
				1																		1						35
																												36
																												37
																							1					38
																							1					
																							1					38c
																							1					
																												41
										1																		43
			1	1										1	1													44
																1												
			1	1										1	1													44b
																1												
	4	1	8	23		2	5	2	1	8	5	3	1	4	6	3	1	3	1	1	13		1		1		7	
	1		5	14		2	4	1		4	5	1	1	4	4		1	2		1	10		1		1		4	
	3	1	3	9			1	1	1	4		2			2	3		1	1		3						3	
	1		5	14		2	4	1		4	5	1	1	4	4		1	2		1	10		1		1		4	45–
	3	1	3	9			1	1	1	4		2			2	3		1	1		3						2	55
			1										1	1														45
																					1							
			2	7		2	2	1		2	3			2	4		1	2		1	7		1				3	46
				4			1		1	2						1					1						2	
																												46a
			1	4		1	2	1		1	2				2			1			5						2	46b
				1						2						1											2	
																												46c
				1		1									1								1					46d
				1																	1							
			1	1										1	1			1			1							46e
				1					1																			
											1										1						1	46f
				1																								
				1										1			1			1								46g
							1																					
										1																		46h
																												46m
	1			4			1			2	1														1			47
			1	1																								
																												47a
				2						1	1																	47b
	1			2			1			1															1			47c
			1	1																								
	2									1																		48
	1																											48a
	1									1																		48b
				1								1																49
																												50
	1	1	2	2						1					2	2			1		1							
			2	1							1	1									2							51
																					1						1	52
								1										1										
																											1	52a
																					1							52b
								1										1										
																												52c
				1										1														53
							1																					54

TABLE 30.—CAUSES OF DEATH BY SEX IN CENSUS DIVISIONS, OVER, BY PLACE OF RESIDENCE,

Int. List No.	CAUSES OF DEATH.	TOTAL.	Div. No. 1a.	Div. No. 1b.	Div. No. 1c.	Div. No. 2a.	Div. No. 2b.	Div. No. 2c.	Div. No. 3a.	Div. No. 3b.	Div. No. 3c.	Div. No. 4a.	Div. No. 4b.	Div. No. 5a.	Div. No. 5b.	Div. No. 5c.	Div. No. 5d.
	Cancer and other malignant tumours—*Continued.*																
55	Cancer of other and unspecified organs ....M.	46					1		4				34	5		1	
	Ditto ....F.	32			1			1	1	1			20	5	1		
56	Non-malignant tumours ....M.	5								1		2	1	1			
	,, ...F.	17		1				1			1	1	10	3			
	(a) Ovary ....F.	2											1	1			
	(b) Uterus ....F.	8		1							1	1	4	1			
	(d) Brain and other parts of the central nervous system ....M.	4								1		2	1				
	Ditto ....F.	4											3	1			
	(e) Other and unspecified organs ....M.	1												1			
	,, ...F.	3						1					2				
57	Tumours of undetermined nature ....M.	8								2		3	3				
	,, ...F.	4								1			2				
	(d) Brain and other parts of the central nervous system ....M.	6								2		1	3				
	Ditto ....F.	1											1				
	(e) Other and unspecified organs ....M.	2										2					
	,, ...F.	3								1			1				
	Class III. Rheumatism, diseases of nutrition and of the endocrine glands, other general and vitamin deficiency diseases ....Total	272		5	1		1	9	9	6		41	119	45		3	5
	Ditto ....M.	115		1				5	2	3		21	45	16		2	4
	,, ...F.	157		4	1		1	4	7	3		20	74	29		1	1
58	Acute rheumatic fever ....M.	4										1					1
	,, ...F.	4										1		1		1	
	(a) Acute rheumatic heart conditions M.	3										1					1
	,, ...F.	3										1		1		1	
	(b) Others under this title ....M.	1															
	,, ...F.	1															
59	Chronic rheumatism and other rheumatic diseases ....M.	6		1									2	2			
	Ditto ....F.	13							1	1		2	5	2			
61	Diabetes mellitus ....M.	77						5	2	3		11	35	10		2	1
	,, ...F.	108		3	1			3	6	1		14	53	17			1
62	Diseases of the pituitary gland ....M.	2										1					
	,, ...F.	1											1				
63	Diseases of the thyroid and parathyroid glands ....M.	7										2	1	3			
	Ditto ....F.	17		1								1	8	7			
	(a) Simple goitre ....F.	1											1				
	(b) Exophthalmic goitre ....M.	5										1	1	2			
	,, ...F.	13										1	6	6			
	(c) Myxœdema and cretinism ....F.	3		1									1	1			
	(d) Others under this title ....M.	2										1		1			
64	Diseases of the thymus gland ....M.	15										5	5	1			2
	,, ...F.	11						1		1		2	5	2			
65	Diseases of the adrenal glands (Addison's disease) ....M.	3											2				
	Ditto ....F.	2											2				
66	Other general diseases ....M.	1										1					
	,, ...F.	1					1										
	(b) Others under this title ....M.	1										1					
	,, ...F.	1					1										
	Class IV. Diseases of the blood and blood-forming organs ....Total	78		2			3	3	1	1	1	10	29	17	1		2
	Ditto ....M.	38					1	3	1			5	13	8	1		
	,, ...F.	40		2			2			1	1	5	16	9			2
72	Hæmorrhagic conditions ....M.	3											1				
	,, ...F.	1					1										
	(a) Primary purpura ....M.	2											1				
	,, ...F.	1					1										
	(b) Hæmophilia ....M.	1															
73	Anæmias ....M.	8						2				3	1	1			
	,, ...F.	3											2	1			
	(a) Pernicious anæmia ....M.	6						2				2	1				
	,, ...F.	2											1	1			
	(b) Others under this title ....M.	2										1		1			
	,, ...F.	1											1				
74	Leukæmias and aleukæmias ....M.	24					1	1	1			1	10	7			
	,, ...F.	31		1			1			1	1	4	12	8			2
	(a) Leukæmias ....M.	23					1	1	1			1	10	7			
	,, ...F.	31		1			1			1	1	4	12	8			2

INCLUDING CITIES AND VILLAGES OF 1,000 POPULATION AND BRITISH COLUMBIA, 1946—*Continued.*

Div. No. 5e.	Div. No. 5f.	Div. No. 6a.	Div. No. 6b.	Div. No. 6c.	Div. No. 6d.	Div. No. 6e.	Div. No. 6f.	Div. No. 7a.	Div. No. 7b.	Div. No. 7c.	Div. No. 8a.	Div. No. 8b.	Div. No. 8c.	Div. No. 8d.	Div. No. 8e.	Div. No. 8f.	Div. No. 8g.	Div. No. 9a.	Div. No. 9b.	Div. No. 9c.	Div. No. 9d.	Div. No. 9e.	Div. No. 9f.	Div. No. 10a.	Div. No. 10b.	Div. No. 10c.	Div. No. 10d.	Int. List No.
				1																								55
				1								1																
																												56
																												56a
																												56b
																												56d
																												56e
																												57
																											1	
																												57d
																												57e
																											1	
	1		2	7			1			3	4	1			1	1				1	3		1			1	1	
			1	4						1	3				1	1				1	1		1			1	1	
	1		1	3			1			2	1	1									2							
				1																			1					58
											1																	
				1																								58a
																							1					58b
											1																	
											1																	59
	1																				1							
				3						1	1				1	1										1		61
			1	3			1			2		1									1							
											1																	62
																											1	63
																												63a
																											1	63b
																												63c
																												63d
																				1	1							64
			1																									65
																												66
																												66b
			2	1						1					1	1					1						1	
			1	1											1	1					1						1	
			1							1																		
															1												1	72
															1													72a
																											1	72b
																					1							73
																					1							73a
																												73b
			1	1												1												74
										1																		
			1													1												74a
										1																		

TABLE 30.—CAUSES OF DEATH BY SEX IN CENSUS DIVISIONS, OVER, BY PLACE OF RESIDENCE,

Int. List No.	CAUSES OF DEATH.		TOTAL.	Div. No. 1a.	Div. No. 1b.	Div. No. 1c.	Div. No. 2a.	Div. No. 2b.	Div. No. 2c.	Div. No. 3a.	Div. No. 3b.	Div. No. 3c.	Div. No. 4a.	Div. No. 4b.	Div. No. 5a.	Div. No. 5b.	Div. No. 5c.	Div. No. 5d.
	Leukæmias and aleukæmias—*Continued.*																	
	(b) *Aleukæmias (Hodgkin's disease excepted)*	M.	1															
75	Diseases of the spleen	M.	3										1	1		1		
	,,	F.	4		1								1	1				
76	Other diseases of the blood and blood-forming organs	F.	1											1				
	Class V. Chronic poisoning and intoxication	Total	10										3	4	1		1	
	Ditto	M.	7										2	2	1		1	
	,,	F.	3										1	2				
77	Alcoholism	M.	7										2	2	1		1	
	,,	F.	3										1	2				
	(a) Acute alcoholism	M.	2											1			1	
	,,	F.	1										1					
	(b) Chronic alcoholism	M.	1											1				
	,,	F.	1											1				
	(c) *Others under this title*	M.	4										2		1			
	,,	F.	1											1				
	Class VI. Diseases of the nervous system and sense organs	Total	943	5	10	8	7	9	25	29	17	8	131	387	187	5	8	10
	Ditto	M.	510	2	6	4	3	6	17	14	10	6	81	191	101	4	1	8
	,,	F.	433	3	4	4	4	3	8	15	7	2	50	196	86	1	7	2
80	Encephalitis (non-epidemic)	M.	2								1			1				
	,,	F.	4										2					
	(a) Intracranial abscess	M.	2								1			1				
	,,	F.	2										1					
	(b) Others under this title	F.	2										1					
81	Meningitis (non-meningococcal)	M.	5										2		1			
	,,	F.	6										1		2	1		
	(a) Simple meningitis	M.	5										2		1			
	,,	F.	5												2	1		
	(b) Acute cerebrospinal meningitis	F.	1										1					
82	*Diseases of the medulla and spinal cord*	M.	9										1	6	1			
	Ditto	F.	13					1					1	7	2			
83	Intracranial lesions of vascular origin	M.	441	2	5	4	3	5	15	14	8	5	68	159	90	4	1	8
	,,	F.	363	3	3	4	4	2	7	14	7	2	40	169	70		6	2
	(a) Cerebral hæmorrhage or effusion	M.	182		2			1	9	6	4	1	35	64	36	1	1	1
	Ditto	F.	162		2	3		2	1	6	3	1	19	72	32		1	1
	(b) Cerebral embolism and thrombosis	M.	23		1	2						3	3	7	5			
	Ditto	F.	22							1	1	1	4	8	5		1	
	(c) Cerebral softening	M.	2										1		1			
	,,	F.	2											1				
	(d) Hemiplegia and other paralysis of unspecified origin	M.	7											6				
	Ditto	F.	9								1			5	1		1	
	(e) With mention of arteriosclerosis	M.	227	2	2	2	3	4	6	8	4	1	29	82	48	3		7
	,,	F.	168	3	1	1	4		6	7	2		17	83	32		3	1
84	Mental disorders and deficiency (general paralysis of the insane excepted)	M.	8		1				2				1	4				
	Ditto	F.	7										1	2	2		1	
	(a) Schizophrenia (dementia præcox)	M.	1						1									
	Ditto	F.	1											1				
	(b) Others under this title	M.	7		1				1				1	4				
	,,	F.	6										1	1	2		1	
85	Epilepsy	M.	7										3	2	2			
	,,	F.	6		1			1		1			1	1	1			
86	Convulsions (under 5 years of age)	M.	4										2					
	,,	F.	3										1	1				
87	Other diseases of the nervous system	M.	27					1			1	1	2	14	7			
	,,	F.	28										3	13	9			
	(a) Chorea	M.	1									1						
	(c) Paralysis agitans	M.	11										2	4	5			
	,,	F.	7										2	3	2			
	(d) Disseminated sclerosis	M.	13					1			1			8	2			
	,,	F.	19										1	9	6			
	(e) Others under this title	M.	2											2				
	,,	F.	2											1	1			
88	Diseases of organs of vision	F.	1											1				
89	Diseases of the ear and of the mastoid process	M.	7										2	5				
	Ditto	F.	2											2				

INCLUDING CITIES AND VILLAGES OF 1,000 POPULATION AND BRITISH COLUMBIA, 1946—*Continued.*

Div. No. 5e.	Div. No. 5f.	Div. No. 6a.	Div. No. 6b.	Div. No. 6c.	Div. No. 6d.	Div. No. 6e.	Div. No. 6f.	Div. No. 7a.	Div. No. 7b.	Div. No. 7c.	Div. No. 8a.	Div. No. 8b.	Div. No. 8c.	Div. No. 8d.	Div. No. 8e.	Div. No. 8f.	Div. No. 8g.	Div. No. 9a.	Div. No. 9b.	Div. No. 9c.	Div. No. 9d.	Div. No. 9e.	Div. No. 9f.	Div. No. 10a.	Div. No. 10b.	Div. No. 10c.	Div. No. 10d.	Int. List No.
				1																								74b
																												75
			1																									
																												76
																					1							
																					1							
																					1							77
																												77a
																												77b
																					1							77c
3	1	4	6	31		2	3	4		3	4	1		10	9	1				1	10	1	1				2	
3	1	2	6	16				3		1	4			6	6	1				1	6							
		2		15		2	3	1		2		1		4	3						4	1	1				2	
																												80
				2																								
																												80a
				1																								
				1																								80b
1																1												81
						1																1						
1																1												81a
						1																1						
																												81b
								1																				82
								1													1							
2	1	2	5	16				2		1	4			6	6					1	4							83
		2		12			2			2				4	3						2		1				2	
1	1	1	1	3				2			2			2	4					1	3							83a
		2		7			2			1				1	3						1						2	
														1							1							83b
																					1							
																												83c
				1																								
										1																		83d
														1														
1		1	4	13							2			3	2													83e
				4						1				2									1					
																												84
						1																						
																												84a
																												84b
						1																						
																												85
			1																		1							86
							1																					
																					1							87
				1								1									1							
																												87a
																												87c
																					1							87d
				1								1									1							
																												87e
																												88
																												89

TABLE 30.—CAUSES OF DEATH BY SEX IN CENSUS DIVISIONS, OVER, BY PLACE OF RESIDENCE,

Int. List No.	CAUSES OF DEATH.	TOTAL.	Div. No. 1a.	Div. No. 1b.	Div. No. 1c.	Div. No. 2a.	Div. No. 2b.	Div. No. 2c.	Div. No. 3a.	Div. No. 3b.	Div. No. 3c.	Div. No. 4a.	Div. No. 4b.	Div. No. 5a.	Div. No. 5b.	Div. No. 5c.	Div. No. 5d.
	Diseases of the ear and of the mastoid process—*Continued.*																
	(a) Otitis and other diseases of the ear ....M.	2										1	1				
	Ditto ....F.	2											2				
	(b) Diseases of the mastoid process..M.	5										1	4				
	Class VII. Diseases of the circulatory system ....Total	3256	3	25	12	11	43	80	100	50	23	380	1569	559	14	44	41
	Ditto ....M.	2152	2	18	9	7	27	51	61	31	16	256	1018	360	8	26	30
	,, ...F.	1104	1	7	3	4	16	29	39	19	7	124	551	199	6	18	11
90–95	Diseases of the heart ....M.	2024	2	18	8	7	25	50	60	30	15	236	975	333	6	25	25
	,, ...F.	1033	1	7	3	4	16	29	35	18	7	117	521	179	6	17	10
90	Pericarditis (acute rheumatic excluded) ....M.	1				1											
	Ditto ....F.	2												2			
	(b) Others under this title ....M.	1				1											
	,, ...F.	2												2			
91	Acute endocarditis (non-rheumatic)..M.	6					1						4	1			
	,, ...F.	6						1					4				
	(a) Bacterial endocarditis (acute, subacute, or unspecified) ....M.	6					1						4	1			
	Ditto ....F.	4						1					3				
	(b) Other acute or subacute endocarditis ....F.	1															
	(c) Endocarditis (not specified under 45 years) ....F.	1											1				
92	Chronic affections of the valves and endocardium ....M.	135		1	1		2	2	3	2	2	20	60	20	2		5
	Ditto ....F.	91				1		2		6	2	7	44	14	1	1	3
	(a) Specified valvular diseases (rheumatic) ....M.	58		1	1		1	1	1		1	7	31	6			2
	Ditto ....F.	42						1		5	2	1	22	7			
	(b) Other specified valvular diseases (non-rheumatic) ....M.	67					1		2	2	1	11	25	14	2		1
	Ditto ....F.	45				1				1		5	22	6	1	1	2
	(c) Unspecified valvular lesions and endocarditis ....M.	10						1				2	4				2
	Ditto ....F.	4						1				1		1			1
93	Diseases of the myocardium ....M.	1238	1	7	4	2	13	35	33	12	7	138	656	198	3	8	9
	,, ...F.	696		5	1	2	12	23	26	10	5	76	359	127	2	13	3
	(a) Acute myocarditis ....M.	9					1						5	2			
	,, ...F.	6						1	1			1	1	2			
	(b) Myocarditis (not specified under 45 years) ....M.	1												1			
	(c) Chronic myocarditis and myocardial degeneration (rheumatic)..M.	23				1		1	1	1	1	2	9	3			
	Ditto ....F.	28							2			5	10	6			
	(d) Chronic myocarditis (non-rheumatic) ....M.	1065		2	4	1	10	30	30	11	4	115	613	132	2	7	9
	Ditto ....F.	575		3	1	2	8	21	22	7	3	60	321	88	2	10	2
	(e) Other myocarditis (not specified) ....M.	140	1	5			2	4	2		2	21	29	60	1	1	
	Ditto ....F.	87		2			4	1	1	3	2	10	27	31		3	1
94	Diseases of the coronary arteries and angina pectoris ....M.	587	1	8	3	4	8	11	22	12	6	75	236	102	1	15	11
	Ditto ....F.	195	1	1	1	1	4	3	8	2		29	94	30	3	2	4
	(a) Diseases of the coronary arteries ....M.	576		7	3	4	8	11	22	10	6	75	234	102	1	13	11
	Ditto ....F.	190	1	1	1	1	4	3	8	2		29	91	30	3	2	4
	(b) Angina pectoris ....M.	11	1	1						2			2			2	
	,, ...F.	5											3				
95	Other diseases of the heart ....M.	57		2			1	2	2	4		3	19	12		2	
	,, ...F.	43		1	1				1			5	20	6		1	
	(a) Functional diseases of the heart (no organic lesion) ....M.	6												6			
	Ditto ....F.	1											1				
	(b) Other diseases of the heart (rheumatic) ....M.	7							1				3	1			
	Ditto ....F.	19			1				1			1	8	4			
	(c) Other diseases of the heart (non-rheumatic) ....M.	44		2			1	2	1	4		3	16	5		2	
	Ditto ....F.	23		1								4	11	2		1	
96	Aneurism (heart and aorta excepted)..M.	36								1		8	18	5			1
	,, ...F.	8										1	5	2			
97	Arteriosclerosis (coronary or renal sclerosis or cerebral hæmorrhage excepted)..M.	68			1			1	1			9	16	19	2		3
	Ditto ....F.	42							3	1		5	17	12			
98	Gangrene ....M.	5										1	2				
	,, ...F.	1												1			

INCLUDING CITIES AND VILLAGES OF 1,000 POPULATION AND BRITISH COLUMBIA, 1946—*Continued.*

Div. No. 5e.	Div. No. 5f.	Div. No. 6a.	Div. No. 6b.	Div. No. 6c.	Div. No. 6d.	Div. No. 6e.	Div. No. 6f.	Div. No. 7a.	Div. No. 7b.	Div. No. 7c.	Div. No. 8a.	Div. No. 8b.	Div. No. 8c.	Div. No. 8d.	Div. No. 8e.	Div. No. 8f.	Div. No. 8g.	Div. No. 9a.	Div. No. 9b.	Div. No. 9c.	Div. No. 9d.	Div. No. 9e.	Div. No. 9f.	Div. No. 10a.	Div. No. 10b.	Div. No. 10c.	Div. No. 10d.	Int. List No.
																												89a
																												89b
8	7	10	24	77		2	7	3	5	15	18	9	2	24	14	15	2	1	2	10	29		3	1		2	12	
4	6	8	16	57		1	4	2	3	14	16	8	1	21	9	12	2	1	2	8	26		1			2	8	
4	1	2	8	20		1	3	1	2	1	2	1	1	3	5	3				2	3		2	1			4	
4	6	6	15	49			4	2	2	14	14	7	1	21	8	12	2	1	2	7	24					2	6	90–
4	1	2	7	19		1	3	1			2	1	1	3	5	2				2	2		2	1			4	95
																												90
																												90b
																												91
				1																								
																												91a
				1																								91b
																												91c
2			2	3						1	5				1											1		92
2				2			1	1						1									2				1	
			1								5																	92a
1							1																1				1	
2			1	2						1					1											1		92b
1				2				1						1									1					
				1																								92c
2	2	4	11	35			4	2	1	2	3	3	1	12	4	9	1		1		12					1	2	93
1	1		5	10		1	2				2	1		1	4	1					1						2	
																					1							93a
																												93b
			1							1				1			1											93c
				1			1								1												2	
2	2	4	10	30			3	2		1	3	3	1	9	2	8			1		11					1	2	93d
1	1		5	8		1	1				2	1		1	2	1					1							
				5			1		1					2	2	1												93e
				1											1													
	4	2	1	10					1	10	4	4		8	3	3		1	1	4	12						4	94
		1	2	4									1	1							1			1			1	
	4	2	1	9					1	10	3	3		8	3	3		1	1	4	12						4	94a
		1	2	4									1											1			1	
				1							1	1																94b
														1							1							
			1	1						1	2			1			1			3								95
1		1		2											1	1				2								
																												95a
										1										1								95b
1		1		2																								
			1	1							2			1			1			2								95c
															1	1				2								
						1					1																1	96
		2	1	8					1						1						1		1				1	97
			1	1					1							1												
											1	1																98

TABLE 30.—CAUSES OF DEATH BY SEX IN CENSUS DIVISIONS, OVER, BY PLACE OF RESIDENCE,

Int. List No.	CAUSES OF DEATH.	TOTAL.	Div. No. 1a.	Div. No. 1b.	Div. No. 1c.	Div. No. 2a.	Div. No. 2b.	Div. No. 2c.	Div. No. 3a.	Div. No. 3b.	Div. No. 3c.	Div. No. 4a.	Div. No. 4b.	Div. No. 5a.	Div. No. 5b.	Div. No. 5c.	Div. No. 5d.
99	Other diseases of the arteries.....M.	9					1					2	3			1	
	,, ...F.	10											6	3		1	
100	Diseases of the veins.....M.	7									1		2	3			1
	,, ...F.	4							1				2				
102	High blood-pressure (idiopathic).....M.	2											2				
	,, ...F.	6										1		2			1
103	Other diseases of the circulatory system .....M.	1					1										
	Class VIII. Diseases of the respiratory system .....Total	560		9	2	1	5	8	14	7	2	75	222	64	1	5	6
	Ditto .....M.	339		7	1		4	6	9	6	2	48	123	42		3	3
	,, ...F.	221		2	1	1	1	2	5	1		27	99	22	1	2	3
104	Diseases of the nasal fossæ and accessory sinuses .....M.	3					1										
	Ditto .....F.	3															
105	Diseases of the larynx.....M.	1											1				
	,, ...F.	5										1	1	2			
106	Bronchitis .....M.	17			1			1				1	5	4		1	
	,, ...F.	12										1	7	1			
	(a) Acute .....M.	2															
	,, ...F.	3															
	(b) Chronic .....M.	9			1			1					1	4		1	
	,, ...F.	5										1	3	1			
	(c) Unspecified .....M.	6										1	4				
	,, ...F.	4											4				
107	Bronchopneumonia .....M.	119		2			2	1	3	1	1	18	46	15			1
	,, ...F.	92			1		1	1	2	1		12	44	12		1	2
108	Lobar pneumonia .....M.	96		3			1		2	2	1	17	41	10		2	1
	,, ...F.	50		1					3			6	25		1		
109	Pneumonia (unspecified) .....M.	59						1	3	1		7	12	5			1
	,, ...F.	35		1								4	9	5			
110	Pleurisy .....M.	7											3	2			
	,, ...F.	8						1					5	2			
	(a) Empyema .....M.	2											1	1			
	(b) Others under this title.....M.	5											2	1			
	,, ...F.	8						1					5	2			
111	Hæmorrhagic infarction, congestion, œdema, and thrombosis of the lungs.....M.	9						1				2	2	3			
	Ditto .....F.	8										2	5				1
	(a) Hæmorrhagic infarction and thrombosis of the lungs.....M.	4										1	2	1			
	Ditto .....F.	1															1
	(b) Others under this title.....M.	5						1				1		2			
	,, ...F.	7										2	5				
112	Asthma .....M.	14							1	1		1	7	3			
	,, ...F.	5				1							2			1	
114	Other diseases of the respiratory system (tuberculosis excepted) .....M.	14		2				2		1		2	6				
	Ditto .....F.	3										1	1				
	(a) Silicosis .....M.	6		2						1		1	1				
	(b) Other and unspecified forms of pneumoconioses .....M.	2						1					1				
	(c) Gangrene of lung.....M.	1											1				
	(d) Others under this title.....M.	5						1				1	3				
	,, ...F.	3										1	1				
	Class IX. Diseases of the digestive system .....Total	487	1	12	2	2	10	10	18	11	4	47	207	61	3	9	7
	Ditto .....M.	305		4	2		8	9	11	8	2	28	134	38		3	6
	,, ...F.	182	1	8		2	2	1	7	3	2	19	73	23	3	6	1
115	Diseases of the buccal cavity and annexa, and of the pharynx and tonsils .....M.	5									1	1					
	Ditto .....F.	7	1						1				1	2			
	(a) Diseases of the teeth and gums...M.	1															
	,, ...F.	1												1			
	(b) Septic sore throat .....M.	2									1						
	(c) Diseases of the pharynx and tonsils .....M.	2										1					
	Ditto .....F.	6	1						1				1	1			
117	Ulcer of the stomach or duodenum .....M.	78		1				6	3	3		6	31	11			3
	,, ...F.	23				1		1			1	6	9	3			
	(a) Stomach .....M.	43		1				4	3	1		3	18	3			2
	,, ...F.	15				1					1	4	6	1			
	(b) Duodenum .....M.	35						2		2		3	13	8			1
	,, ...F.	8						1				2	3	2			
118	Other diseases of the stomach .....M.	2											1	1			
	,, ...F.	1											1				

INCLUDING CITIES AND VILLAGES OF 1,000 POPULATION AND BRITISH COLUMBIA, 1946—*Continued.*

Div. No. 5e.	Div. No. 5f.	Div. No. 6a.	Div. No. 6b.	Div. No. 6c.	Div. No. 6d.	Div. No. 6e.	Div. No. 6f.	Div. No. 7a.	Div. No. 7b.	Div. No. 7c.	Div. No. 8a.	Div. No. 8b.	Div. No. 8c.	Div. No. 8d.	Div. No. 8e.	Div. No. 8f.	Div. No. 8g.	Div. No. 9a.	Div. No. 9b.	Div. No. 9c.	Div. No. 9d.	Div. No. 9e.	Div. No. 9f.	Div. No. 10a.	Div. No. 10b.	Div. No. 10c.	Div. No. 10d.	Int. List No.
																				1	1							99
																												100
																					1							102
									1	1																		103
8	8	2	3	26	2	3	4	3	5	7	7		4	7	11	4	7	2	1	2	15	3	1			1	3	
4	4	2	2	15	1	3	3	3	2	5	6		1	5	5	3	3	1		1	11	2	1				2	
4	4		1	11	1		1		3	2	1		3	2	6	1	4	1	1	1	4	1				1	1	
	1									1																		104
	3																											105
																										1		
																1				1							2	106
													1		1						1							
																											2	106a
													1		1						1							
																1												106b
																				1								106c
4	2			8			2	2		2	1		1	1	1		2	1			1		1					107
2				1			1		3					1	1		3				1	1					1	
				4			1			2	3			1	1	1	1				2							108
1			1	6						2					2	1					1							
	1	2	2	2	1	3		1	1		2			3	3						6	2						109
1	1			2	1						1		2	1	2		1	1	1	1	1							
																1					1							110
																												110a
																1					1							110b
																					1							111
																												111a
																					1							111b
				1																								112
				1					1																			114
				1					1																			114a
																												114b
																												114c
																												114d
				1																								
2	2		5	20		5	1	2		10	3	1	4	4	4	5		1		2	6	1	3	1		1		
	2		3	16		2		1		4	2	1	2	3	1	4		1		2	6	1	1					
2			2	4		3	1	1		6	1		2	1	3	1							2	1		1		
	1																				2							115
																							1			1		
																					1							115a
																					1							115b
	1																											115c
																							1			1		
			1	7							1	1	1			2		1										117
				1		1																						
				4									1			2		1										117a
				1		1																						
			1	3							1	1																117b
																												118

TABLE 30.—CAUSES OF DEATH BY SEX IN CENSUS DIVISIONS, OVER, BY PLACE OF RESIDENCE,

Int. List No.	CAUSES OF DEATH.	TOTAL.	Div. No. 1a.	Div. No. 1b.	Div. No. 1c.	Div. No. 2a.	Div. No. 2b.	Div. No. 2c.	Div. No. 3a.	Div. No. 3b.	Div. No. 3c.	Div. No. 4a.	Div. No. 4b.	Div. No. 5a.	Div. No. 5b.	Div. No. 5c.	Div. No. 5d.
119	Diarrhœa and enteritis (under 2 years of age) ....M.	45		2	1		1	1	3		1	2	15	7			
	Ditto ....F.	27		3								2	8	2	1	1	
	(a) Diarrhœa and enteritis ....M.	42		2	1		1	1	2		1	1	14	7			
	" ....F.	27		3								2	8	2	1	1	
	(b) Ulceration of the intestines ....M.	3							1			1	1				
120	Diarrhœa and enteritis (2 years of age and over) ....M.	10										2	2	2		1	1
	Ditto ....F.	9											4	1	1		
	(a) Diarrhœa and enteritis ....M.	6										2	1	1			
	" ....F.	4													1		
	(b) Ulceration of the intestines ....M.	4											1	1		1	1
	" ....F.	5											4	1			
121	Appendicitis ....M.	27			1		3			1		3	12	3			
	" ....F.	16									1	2	6	2			
122	Hernia, intestinal obstruction ....M.	56		1			2	2	3	2		6	22	7		1	1
	" ....F.	29		3			1		3	1		2	11	3		2	
	(a) Hernia ....M.	29		1			1	2		1		4	12	4		1	
	" ....F.	7							1			1	2	1			
	(b) Intestinal obstruction ....M.	27					1		3	1		2	10	3			1
	" ....F.	22		3			1		2	1		1	9	2		2	
123	Other diseases of the intestines ....M.	7											5	2			
	" ....F.	8		1									5			1	
124	Cirrhosis of the liver ....M.	50					2		2	2		6	31	1		1	1
	" ....F.	23										1	15	4			1
	(a) With mention of alcoholism ....M.	1															
	" ....F.	1											1				
	(b) Without mention of alcoholism....M.	49					2		2	2		6	31	1		1	1
	" ....F.	22										1	14	4			1
125	Other diseases of the liver ....M.	4											2	1			
	" ....F.	5							1			2	1		1		
	(a) Acute yellow atrophy ....M.	1											1				
	" ....F.	1							1								
	(b) Others under this title ....M.	3											1	1			
	" ....F.	4										2	1		1		
126	Biliary calculi ....M.	5										1	3	1			
	" ....F.	21				1	1		2	2		2	6	3		2	
127	Other diseases of the gall-bladder and bile-ducts ....M.	6											6				
	Ditto ....F.	9		1								2	3	2			
128	Diseases of the pancreas ....M.	8										1	3	2			
	" ....F.	3											3				
129	Peritonitis without stated cause ....M.	2											1				
	" ....F.	1												1			
	Class X. Diseases of the urinary and genital systems ....Total	496	3	2	4	4	10	12	25	8		44	239	74	1	5	7
	Ditto ....M.	342	2	2	3	3	6	8	21	8		29	155	51		3	6
	" ....F.	154	1		1	1	4	4	4			15	84	23	1	2	1
130	Acute nephritis ....M.	5						1				1	1				
	" ....F.	4							1				1	2			
131	Chronic nephritis ....M.	211	2	2	2	3	4	4	14	5		10	110	24		1	6
	" ....F.	124	1		1		4	4	3			13	71	15	1	2	1
132	Nephritis unspecified (over 10 years of age) ....M.	11										2	2	3			
	Ditto ....F.	5										1	1	2			
133	Other diseases of the kidneys and ureters ....M.	14						1				2	8	1			
	Ditto ....F.	9				1							4	3			
134	Calculi of the urinary passages ....M.	13											7	4			
	" ....F.	2															
135	Diseases of the urinary bladder ....M.	7					1					3		2			
	" ....F.	4										1	3				
136	Diseases of the urethra, urinary abscess, etc. ....M.	3										1	1				
	(a) Stricture of the urethra ....M.	2										1					
	(b) Others under this title ....M.	1											1				
137	Diseases of the prostate ....M.	78			1		1	2	7	3		10	26	17		2	
139	Diseases of the female genital organs (non-venereal) ....F.	6											4	1			
	(a) Ovaries, Fallopian tubes, and parametria ....F.	1												1			
	(b) Uterus ....F.	4											3				
	(c) Others under this title ....F.	1											1				
	Class XI. Diseases of pregnancy, childbirth, and the puerperal state....Total	38		3			1	1	3			7	9	1			2

INCLUDING CITIES AND VILLAGES OF 1,000 POPULATION AND BRITISH COLUMBIA, 1946—*Continued.*

Div. No. 5e.	Div. No. 5f.	Div. No. 6a.	Div. No. 6b.	Div. No. 6c.	Div. No. 6d.	Div. No. 6e.	Div. No. 6f.	Div. No. 7a.	Div. No. 7b.	Div. No. 7c.	Div. No. 8a.	Div. No. 8b.	Div. No. 8c.	Div. No. 8d.	Div. No. 8e.	Div. No. 8f.	Div. No. 8g.	Div. No. 9a.	Div. No. 9b.	Div. No. 9c.	Div. No. 9d.	Div. No. 9e.	Div. No. 9f.	Div. No. 10a.	Div. No. 10b.	Div. No. 10c.	Div. No. 10d.	Int. List No.
						1		1		3				1		1				1	3	1						119
2			1	1				1		1					2								1	1				
						1		1		3				1		1				1	3	1						119a
2			1	1				1		1					2								1	1				
																												119b
						1					1																	120
						1				1				1														
						1					1																	120a
						1				1				1														
																												120b
				1											1					1	1							121
							1				1		2			1												
	1		2	3						1				1		1												122
										3																		
			2													1												122a
										2																		
	1			3						1				1														122b
										1																		
																												123
						1																						
				3																			1					124
			1	1																								
																							1					124a
				3																								124b
			1	1																								
				1																								125
																												125a
				1																								125b
																												126
				1						1																		
																												127
															1													
				1										1														128
													1															129
1	1	4	2	20			3	1		5	4		1	1		2				1	8	1	1	1			1	
1	1	3	2	15			3	1		4	4		1	1		2					3	1	1	1			1	
		1		5						1										1	5							
				1												1												130
		2		8			3			3	2					1					2		1	1			1	131
		1		3						1											3							
1	1			1									1															132
				1																								
				2																								133
																					1							
											2																	134
																				1	1							
		1																										135
																					1							136
																					1							136a
																												136b
			2	3				1		1				1								1						137
				1																								139
																												139a
				1																								139b
																												139c
	1			1		1				1						2				1	3						1	

TABLE 30.—CAUSES OF DEATH BY SEX IN CENSUS DIVISIONS, OVER, BY PLACE OF RESIDENCE,

Int. List No.	CAUSES OF DEATH.	TOTAL.	Div. No. 1a.	Div. No. 1b.	Div. No. 1c.	Div. No. 2a.	Div. No. 2b.	Div. No. 2c.	Div. No. 3a.	Div. No. 3b.	Div. No. 3c.	Div. No. 4a.	Div. No. 4b.	Div. No. 5a.	Div. No. 5b.	Div. No. 5c.	Div. No. 5d.
140	Abortion with mention of infection.....F.	1															
	(c) Self-induced .....F.	1															
142	Ectopic gestation .....F.	1							1								
	(b) Without mention of infection.....F.	1							1								
144	Toxæmias of pregnancy—death prior to delivery .....F.	4		1								2					1
	(b) Albuminuria and nephritis of pregnancy .....F.	3										2					1
	(c) Acute yellow atrophy of liver.....F.	1		1													
145	Other diseases and accidents of pregnancy—death prior to delivery.....F.	2											1				
	(a) With mention of infection.....F.	1															
	(b) Without mention of infection.....F.	1											1				
146	Hæmorrhage of childbirth and the puerperium .....F.	6							1				3				
	(b) Premature separation of placenta .....F.	1											1				
	(c) Others under this title.....F.	5							1				2				
147	Infection during childbirth and the puerperium .....F.	14		2			1	1	1			2	4	1			1
	(a) Puerperal pyelitis and pyelonephritis .....F.	2		1													1
	(b) General or local puerperal infection .....F.	3		1								1		1			
	(c) Puerperal thrombophlebitis .....F.	1											1				
	(d) Puerperal embolism and sudden death .....F.	8					1	1	1			1	3				
148	Puerperal toxæmias—following delivery .....F.	5										2	1				
	(a) Puerperal eclampsia .....F.	3										1					
	(b) Puerperal albuminuria and nephritis .....F.	1											1				
	(d) Others under this title.....F.	1										1					
149	Other accidents of childbirth.....F.	2										1					
	(a) Laceration, rupture, or other trauma of pelvic organs and tissues....F.	1										1					
	(b) Other conditions of childbirth.....F.	1															
150	Other and unspecified conditions of childbirth and the puerperal state.....F.	3															
	(c) Others under this title.....F.	3															
	Class XII. Diseases of the skin and cellular tissue .....Total	5							1				3				
	Ditto .....M.	1											1				
	" .....F.	4							1				2				
151	Carbuncle and furuncle.....M.	1											1				
	" .....F.	1															
153	Other diseases of the skin and cellular tissue .....F.	3							1				2				
	Class XIII. Diseases of the bones and organs of movement.....Total	11										3	4	3			
	Ditto .....M.	7										2	3	2			
	" .....F.	4										1	1	1			
155	Other diseases of the bones (tuberculosis excepted) .....M.	2											2				
	Ditto .....F.	1											1				
156	Diseases of the joints and other organs of movement .....M.	5										2	1	2			
	Ditto .....F.	3										1		1			
	(a) Diseases of the joints (tuberculosis and rheumatism excepted).....M.	1												1			
	(b) Others under this title.....M.	4										2	1	1			
	" .....F.	3										1		1			
	Class XIV. Congenital malformations..... .....Total	146	1	2		1	3	4	13	2	2	10	66	25		1	3
	Ditto .....M.	85	1			1	1	3	7	1	1	5	38	16		1	2
	" .....F.	61		2			2	1	6	1	1	5	28	9			1
157	Congenital malformations .....M.	85	1			1	1	3	7	1	1	5	38	16		1	2
	" .....F.	61		2			2	1	6	1	1	5	28	9			1
	(a) Congenital hydrocephalus .....M.	13						2				2	7	2			
	" .....F.	10							2			2	5				
	(b) Spina bifida and meningocele.....M.	7	1										3	2			
	" .....F.	7						1				1	2	1			1
	(c) Anencephalus .....F.	2											2				

INCLUDING CITIES AND VILLAGES OF 1,000 POPULATION AND BRITISH COLUMBIA, 1946—*Continued.*

Div. No. 5e.	Div. No. 5f.	Div. No. 6a.	Div. No. 6b.	Div. No. 6c.	Div. No. 6d.	Div. No. 6e.	Div. No. 6f.	Div. No. 7a.	Div. No. 7b.	Div. No. 7c.	Div. No. 8a.	Div. No. 8b.	Div. No. 8c.	Div. No. 8d.	Div. No. 8e.	Div. No. 8f.	Div. No. 8g.	Div. No. 9a.	Div. No. 9b.	Div. No. 9c.	Div. No. 9d.	Div. No. 9e.	Div. No. 9f.	Div. No. 10a.	Div. No. 10b.	Div. No. 10c.	Div. No. 10d.	Int. List No.
						1																						140
						1																						140c
																												142
																												142b
																												144
																												144b
																												144c
																											1	145
																											1	145a
																												145b
				1																	1							146
																												146b
				1																	1							146c
																1												147
																												147a
																												147b
																												147c
																1												147d
																				1	1							148
																				1	1							148a
																												148b
																												148d
										1																		149
																												149a
										1																		149b
	1															1					1							150
	1															1					1							150c
										1																		
										1																		
																												151
										1																		
																												153
							1																					
							1																					
																												155
																												156
							1																					
																												156a
																												156b
							1																					
			1						1	1	1									2	3		1			2	1	
									1											1	2		1			2	1	
			1							1	1									1	1							
									1											1	2		1			2	1	157
			1							1	1									1	1							
																												157a
										1																		
									1																			157b
											1																	
																												157c

TABLE 30.—CAUSES OF DEATH BY SEX IN CENSUS DIVISIONS, OVER, BY PLACE OF RESIDENCE,

Int. List No.	CAUSES OF DEATH.	TOTAL.	Div. No. 1a.	Div. No. 1b.	Div. No. 1c.	Div. No. 2a.	Div. No. 2b.	Div. No. 2c.	Div. No. 3a.	Div. No. 3b.	Div. No. 3c.	Div. No. 4a.	Div. No. 4b.	Div. No. 5a.	Div. No. 5b.	Div. No. 5c.	Div. No. 5d.
	Congenital malformations—*Continued.*																
	(d) Congenital malformations of the heart ....M.	33				1			4	1		2	16	7			1
	Ditto ....F.	30		2			1		3	1			15	6			
	(e) Others under this title ....M.	32					1	1	3		1	1	12	5		1	1
	,, ...F.	12					1		1		1	2	4	2			
	Class XV. Diseases peculiar to the first year of life ....Total	389	4	14	3	3	10	7	17	8		45	117	54	4	10	5
	Ditto ....M.	226	3	10	2		7	4	9	4		33	60	33	3	6	2
	,, ...F.	163	1	4	1	3	3	3	8	4		12	57	21	1	4	3
158	Congenital debility ....M.	11	1	2								1	2				
	,, ...F.	6										1	1				
159	Premature birth ....M.	131	1	5	1		5	2	3	2		15	34	24	3	6	2
	,, ...F.	108		3	1	1	2	2	5	3		9	36	14	1	2	2
160	Injury at birth ....M.	41	1	1	1		1	2	5	1		5	9	4			
	,, ...F.	34	1	1		2			3	1		2	13	4		2	1
	(a) Intracranial or spinal hæmorrhage ....M.	17	1		1			1	2			2	3	1			
	Ditto ....F.	13		1		2				1			5	2			1
	(b) Other intracranial or spinal injuries ....M.	2							1								
	Ditto ....F.	1															
	(c) Others under this title ....M.	22		1			1	1	2	1		3	6	3			
	,, ...F.	20	1						3			2	8	2		2	
161	Other diseases peculiar to the first year of life ....M.	43		2			1		1	1		12	15	5			
	Ditto ....F.	15					1	1					7	3			
	(a) Asphyxia (unspecified), atelectasis ....M.	21		2			1			1		7	5	3			
	Ditto ....F.	8					1	1					3	2			
	(b) Infection of the umbilicus, pemphigus, and other infections ....M.	2											1	1			
	(c) Other specified diseases peculiar to the first year of life ....M.	20							7			5	9	1			
	Ditto ....F.	7											4	1			
	Class XVI. Senility ....Total	175		1			6	7	5	3	2	59	31	17	1	2	
	,, ...M.	95		1			1	6	5	3	2	31	14	9	1	1	
	,, ...F.	80					5	1				28	17	8		1	
162	Senility ....M.	95		1			1	6	5	3	2	31	14	9	1	1	
	,, ...F.	80					5	1				28	17	8		1	
	(a) With dementia ....M.	46		1					1	1		19	12	4	1	1	
	,, ...F.	20										13	5	1		1	
	(b) Without dementia ....M.	49					1	6	4	2	2	12	2	5			
	,, ...F.	60					5	1				15	12	7			
	Class XVII. Violent or accidental deaths ....Total	888	8	14	7	3	15	20	41	23	7	125	329	119	5	19	13
	Ditto ....M.	651	8	12	6	2	9	14	27	18	4	91	243	81	2	17	10
	,, ...F.	237		2	1	1	6	6	14	5	3	34	86	38	3	2	3
163,	Suicides ....M.	111	1	3	1		1	6	3			7	53	15		4	3
164	,, ...F.	29					1			1	1	4	16	4		1	
163	Suicide by poisoning ....M.	19					1	1					15	2			
	,, ...F.	12					1				1	3	6	1			
	(a) By corrosive substances, solid and liquid poisonings ....M.	4						1					3				
	Ditto ....F.	5					1				1	1	2				
	(b) By poisonous gas ....M.	15					1						12	2			
	,, ...F.	7										2	4	1			
164	Suicide by other means ....M.	92	1	3	1			5	3			7	38	13		4	3
	,, ...F.	17								1		1	10	3		1	
	(a) By hanging or strangulation..M.	30						2	2			2	16	3		2	1
	,, ...F.	7										1	4	2			
	(b) By drowning ....M.	9		1									2	3			
	,, ...F.	3								1			1			1	
	(c) By firearms or explosives ....M.	38	1	2				3	1			5	10	4		2	2
	,, ...F.	4											3				
	(d) By cutting or piercing instruments ....M.	7			1								3	2			
	(e) By jumping from high places..M.	7											6	1			
	,, ...F.	3											2	1			
	(f) By crushing ....M.	1											1				
166–	Homicides ....M.	10							1			1	5	1			
168	,, ...F.	13							1			1	4	6			
166	Homicide by firearms ....M.	4							1				2				
	,, ...F.	4											1	3			

INCLUDING CITIES AND VILLAGES OF 1,000 POPULATION AND BRITISH COLUMBIA, 1946—*Continued.*

Div. No. 5e.	Div. No. 5f.	Div. No. 6a.	Div. No. 6b.	Div. No. 6c.	Div. No. 6d.	Div. No. 6e.	Div. No. 6f.	Div. No. 7a.	Div. No. 7b.	Div. No. 7c.	Div. No. 8a.	Div. No. 8b.	Div. No. 8c.	Div. No. 8d.	Div. No. 8e.	Div. No. 8f.	Div. No. 8g.	Div. No. 9a.	Div. No. 9b.	Div. No. 9c.	Div. No. 9d.	Div. No. 9e.	Div. No. 9f.	Div. No. 10a.	Div. No. 10b.	Div. No. 10c.	Div. No. 10d.	Int. List No.
																							1					157d
			1																	1								
																				1	2					2	1	157e
																					1							
	3	2	1	18		2	3	1	4	3	6	1	2	4	4	3	1		1	3	3	2	4	2		3	12	
	1			11		2	2		1	2	3	1	1	2	1	2	1		1	2	3	2	1	1		2	8	
	2	2	1	7			1	1	3	1	3		1	2	3	1				1			3	1		1	4	
							1						1			1				1	1							158
				1					1															1		1		
	1			9		1	1			2		1		1			1		1		2	1	1			2	4	159
	2	2		5			1	1	2	1	3			1	2					1			3				3	
				1					1		3			1	1												4	160
			1	1											1												1	
				1							2			1													2	160a
				1																								
															1													160b
			1																									
									1		1																2	160c
															1												1	
				1		1										1				1		1		1				161
													1	1		1												
																1				1								161a
																1												
																												161b
				1		1																1		1				161c
													1	1														
3	9		1	3					1	1	3			3	5	1	2		2	1	3						3	
1	4		1	2					1	1	1			1	3	1			2		1						2	
2	5			1							2			2	2		2			1	2						1	
1	4		1	2					1	1	1			1	3	1			2		1						2	162
2	5			1							2			2	2		2			1	2						1	
	2									1				1		1											1	162a
1	2		1	2					1		1				3				2		1						1	162b
2	5			1							2			2	2		2			1	2						1	
8	4	2	5	17		2	3	5	2	4	14	4	1	15	7	3	2	1	1	3	20	1	4			1	11	
7	2	2	3	13		1	2	4	2	3	9	4	1	11	4	3	1		1	1	19		4			1	9	
1	2		2	4		1	1	1		1	5			4	3		1	1		2	1	1					2	
		1	1	3				1	1		2				1				1		2						1	163,
										1																		164
																												163
																												163a
																												163b
		1	1	3				1	1		2				1				1		2						1	164
										1																		
											1																1	164a
			1	2																								
																												164b
		1						1	1		1				1				1		2							164c
										1																		
				1																								164d
																												164e
																												164f
												1															1	166–
															1													168
												1																166

TABLE 30.—CAUSES OF DEATH BY SEX IN CENSUS DIVISIONS, OVER, BY PLACE OF RESIDENCE,

Int. List No.	CAUSES OF DEATH.	TOTAL.	Div. No. 1a.	Div. No. 1b.	Div. No. 1c.	Div. No. 2a.	Div. No. 2b.	Div. No. 2c.	Div. No. 3a.	Div. No. 3b.	Div. No. 3c.	Div. No. 4a.	Div. No. 4b.	Div. No. 5a.	Div. No. 5b.	Div. No. 5c.	Div. No. 5d.
	Homicides—*Continued.*																
167	Homicide by cutting or piercing instruments ....M.	1											1				
	Ditto ....F.	5							1			1	1	2			
168	Homicide by other or unspecified means ....M.	5										1	2	1			
	Ditto ....F.	4											2	1			
169–	Accidental deaths ....M.	530	7	9	5	2	8	8	23	18	4	83	185	65	2	13	7
195	,, ...F.	195		2	1	1	5	6	13	4	2	29	66	28	3	1	3
169	Railway accidents (excluding motor-vehicles) ....M.	23	2		1	1	1		1			7	6				
	Ditto ....F.	2				1											
170	Motor-vehicle accidents ....M.	113		1	1		5	1	5	1	1	27	39	14		2	2
	,, ...F.	39		1			1	1	2			8	13	8			
	(a) Collisions with trains ....M.	6											2				
	,, ...F.	1															
	(b) Collisions with street-cars....M.	2											2				
	(c) Automobile accidents (excluding trains or street cars) ....M.	98		1	1		5	1	4	1	1	23	33	14		2	2
	Ditto ....F.	37		1			1	1	2			8	12	8			
	(d) Motor-cycle accidents (excluding automobiles) ....M.	7							1			4	2				
	Ditto ....F.	1											1				
171	Street-car and other road transport accidents ....M.	12						1					7	4			
	Ditto ....F.	2											2				
	(a) Street-car accidents (excluding trains and motor-vehicles) ....M.	11											7	4			
	Ditto ....F.	2											2				
	(b) Others under this title ....M.	1						1									
172	Water transport accidents ....M.	22							1			3	7	3		1	
	,, ...F.	1													1		
173	Air transport accidents ....M.	5										2	3				
	,, ...F.	2															
174	Accidents in mines and quarries ....M.	11		1	2			1		3		1	1	1			1
175	Agricultural and forestry accidents....M.	44	1	2					2	1		8	10	6	2	4	
	(a) Accidents involving agricultural machinery and vehicles ....M.	1															
	(b) Injury by animals, in agriculture ....M.	2												1			
	(c) Other agricultural accidents ....M.	2										1					
	(d) Accidents involving forestry machinery and vehicles ....M.	6							1			1		2	1		
	(e) Other forestry accidents ....M.	33	1	2					1	1		6	10	3	1	4	
176	Other accidents involving machinery..M.	20	1						3		1	6	4	2		1	
177	Food poisoning ....F.	1															
178	Accidental absorption of poisonous gas ....M.	10											8				
	Ditto ....F.	3							1				2				
	(a) Coal and illuminating gas ....M.	6											6				
	,, ...F.	2											2				
	(b) Motor-vehicle exhaust gas ....F.	1							1								
	(c) Other carbon-monexide gas ....M.	3											2				
	(d) Other poisonous gases ....M.	1															
179	Acute accidental poisoning by solids or liquids ....M.	1											1				
	Ditto ....F.	2						1					1				
180	Conflagration ....M.	18								2		3	4	1			
	,, ...F.	6										1	2				
181	Accidental burns (conflagration excepted) ....M.	10						1	1	1		2	1	3			
	Ditto ....F.	10						1		1	2	1	1		1	1	
182	Accidental mechanical suffocation ....M.	4	2														
	,, ...F.	4							1			1	1				
183	Accidental drowning ....M.	77	1	2			1	1	2	5	2	8	24	8			3
	,, ...F.	15					1		1	1		3	1	2	1		
184	Accidental injury by firearms ....M.	14						1		1		2	3	1		2	
	,, ...F.	1															
185	Accidental injury by cutting or piercing instruments ....M.	2											2				
186	Accidental injury by fall or crushing..M.	98		2			1	2	5	3		12	47	16		2	
	,, ...F.	85			1		2	1	6			13	37	15			3
	(a) Accidental injury by fall ....M.	89		2			1	2	5	3		10	44	12		2	
	,, ...F.	83			1		2	1	6			13	36	15			3
	(b) Accidental injury by crushing..M.	9										2	3	4			
	,, ...F.	2											1				
187	Cataclysm ....M.	1											1				
188	Injury by animals ....M.	4							1			1		1			
190	Excessive cold ....M.	1															
	,, ...F.	2						2									

INCLUDING CITIES AND VILLAGES OF 1,000 POPULATION AND BRITISH COLUMBIA, 1946—*Continued.*

Div. No. 5e.	Div. No. 5f.	Div. No. 6a.	Div. No. 6b.	Div. No. 6c.	Div. No. 6d.	Div. No. 6e.	Div. No. 6f.	Div. No. 7a.	Div. No. 7b.	Div. No. 7c.	Div. No. 8a.	Div. No. 8b.	Div. No. 8c	Div. No. 8d.	Div. No. 8e.	Div. No. 8f.	Div. No. 8g.	Div. No. 9a.	Div. No. 9b.	Div. No. 9c.	Div. No. 9d.	Div. No. 9e.	Div. No. 9f.	Div. No. 10a.	Div. No. 10b.	Div. No. 10c.	Div. No. 10d.	Int. List No.
																												167
																											1	168
															1													
7	2	1	2	10		1	2	3	1	3	7	3	1	11	3	3	1			1	17		4			1	7	169–
1	2		2	4		1	1	1			5			4	2		1	1		2	1	1					2	195
			1	1								1		1														169
							1																					
				1							1	1	1	3	1								1				5	170
				2							2			1														
				1																							3	170a
				1																								
																												170b
											1	1	1	3	1								1				2	170c
				1							2			1														
																												170d
																												171
																												171a
																												171b
1									1							1					4							172
																												173
																				2								
																												174
1		1						1						3	1								1					175
														1														
																												175a
														1														
														1														175b
														1														175c
																							1					175d
1		1						1							1													175e
											1			1														176
														1														177
										1													1					178
																												178a
																												178b
																							1					178c
										1																		178d
																												179
			1	1			1				1			1							2						1	180
	1			1										1														
						1																						181
															1							1						
																	1									1		182
																											1	
5								1			2	1		1	1					1	7						1	183
	1					1					2			1														
				2										1		1												184
															1													
																												185
				3						1						1					2		1					186
1			2					1			1							1			1							
				3						1						1					2		1					186a
1			2					1			1										1							
																												186b
																		1										
																												187
											1																	188
				1																								190

TABLE 30.—CAUSES OF DEATH BY SEX IN CENSUS DIVISIONS, OVER, BY PLACE OF RESIDENCE,

Int. List No.	CAUSES OF DEATH.	TOTAL.	Div. No. 1a	Div. No. 1b.	Div. No. 1c.	Div. No. 2a.	Div. No. 2b.	Div. No. 2c.	Div. No. 3a.	Div. No. 3b.	Div. No. 3c.	Div. No. 4a.	Div. No. 4b.	Div. No. 5a.	Div. No. 5b.	Div. No. 5c.	Div. No. 5d.
	Accidental deaths—*Continued.*																
193	Accidents due to electric currents .....M.	6							2				3				
194	Attack by venomous animals (non-occupational) .....F.	1								1							
195	Other accidents .....M.	34		1	1	1				1		1	14	5		1	1
	,, ...F.	19		1			1		2	1		2	6	3			
	(d) Obstruction, suffocation, or puncture by ingested objects .....M.	7											6	1			
	Ditto .....F.	4							1			1	2				
	(e) Other and unspecified objects..M.	27		1	1	1				1		1	8	4		1	1
	,, ...F.	15		1			1		1	1		1	4	3			
	Class XVIII. Ill-defined and unknown causes of death .....Total	73					5	6	1	2		4	4		3	1	
	Ditto .....M.	44					3	5		2		3	2		2	1	
	,, ...F.	29					2	1	1			1	2		1		
200	Ill-defined and unknown causes .....M.	44					3	5		2		3	2		2	1	
	,, ...F.	29					2	1	1			1	2		1		
	(a) Ill-defined .....M.	25					2	5		2		2	1		2		
	,, ...F.	9					2					1	1		1		
	(b) Found dead .....M.	2										1					
	,, ...F.	1															
	(c) Unknown or unspecified cause.....M.	17					1						1			1	
	,, ...F.	19						1	1				1				

CLASSIFICATION OF ACCIDENTAL DEATHS

(These accidental deaths are classified above according to circumstances involving the

	Accidental absorption of poisonous gas .....M.	16								1		1	10	1			
	Ditto .....F.	4							1				3				
	Accidental burns .....M.	27						1	1	2		5	5	3			
	,, ...F.	15						1		1	2	2	2		1	1	
	Accidental mechanical suffocation .....M.	5	2														1
	,, ...F.	4							1			1	1				
	Accidental drowning .....M.	105	1	2	1		2	1	3	5	2	10	34	15		1	3
	,, ...F.	23					2		1	1		3	1	6	2		
	Accidental injury by cutting or piercing instruments .....M.	4										1	2				
	Ditto .....F.	2							1					1			
	Accidental injury by fall .....M.	95		2			1	2	6	3		11	46	12		2	
	,, ...F.	83			1		2	1	6			13	36	15			3
	Accidental injury by crushing .....M.	215	4	4	3	1	5	3	10	5	2	49	66	27	2	7	2
	,, ...F.	38		1		1		1	1			8	16	3			
	Accidents due to electric currents .....M.	6							2				3				

INCLUDING CITIES AND VILLAGES OF 1,000 POPULATION AND BRITISH COLUMBIA, 1946—*Continued.*

Div. No. 5e.	Div. No. 5f.	Div. No. 6a.	Div. No. 6b.	Div. No. 6c.	Div. No. 6d.	Div. No. 6e.	Div. No. 6f.	Div. No. 7a.	Div. No. 7b.	Div. No. 7c.	Div. No. 8a.	Div. No. 8b.	Div. No. 8c.	Div. No. 8d.	Div. No. 8e.	Div. No. 8f.	Div. No. 8g.	Div. No. 9a.	Div. No. 9b.	Div. No. 9c.	Div. No. 9d.	Div. No. 9e.	Div. No. 9f.	Div. No. 10a.	Div. No. 10b.	Div. No. 10c.	Div. No. 10d.	Int. List No.
																					1							193
																												194
	2			1			1	1		1	1										1							195
				1													1										1	
																												195d
	2			1			1	1		1	1										1							195e
				1													1										1	
1	3		3	11							2		4		3	4	7			2	1	1	1		3		1	
1	2		1	9							2		2		1	1	3			1	1		1				1	
	1		2	2									2		2	3	4			1		1			3			
1	2		1	9							2		2		1	1	3			1	1		1				1	200
	1		2	2									2		2	3	4			1		1			3			
	1		1	3							2				1		1			1	1							200a
			2																	1		1						
																	1											200b
	1																											
1	1			6									2			1	1						1				1	200c
				2									2		2	3	4								3			

ACCORDING TO THE NATURE OF INJURY.

accident under rubrics 169 to 176, 178, 180, 181, 182, 183, 185, 186, 187, and 193.)

										1													2				
			1	1		1	1		1		1			1							2						1
	1			1										1	1							1					
																	1									1	
																											1
6								1			2	1		1	1	1				1	10						1
	1					1					2			1						2							
															1												
				3						1				1		1					2		1				1
1			2					1			1										1						
1		1	1	2				1			2	2	1	7	1						1		1				4
				2			1				2			1				1									
																					1						

TABLE 31.—CAUSES OF DEATH BY SEX IN CITIES AND VILLAGES OF 1,000 POPULATION AND OVER, BY PLACE OF RESIDENCE, BRITISH COLUMBIA, 1946.

Int. List No.	CAUSES OF DEATH.	TOTAL.	Alberni.	Chilliwack.	Courtenay.	Cranbrook.	Creston.	Duncan.	Fernie.	Grand Forks.	Kamloops.	Kelowna.	Ladysmith.	Mission.	Nanaimo.	Nelson.	New Westminster.	North Vancouver.	Port Alberni.	Port Coquitlam.	Port Moody.	Prince George.	Prince Rupert.	Revelstoke.	Rossland.	Trail.	Vancouver.	Vernon.	Victoria.
	Deaths, all causes ....Total	5882	26	63	13	39	26	28	27	21	122	95	29	27	116	93	252	151	39	18	15	44	72	29	25	60	3641	69	742
	,, ...M.	3572	14	31	7	26	15	17	19	13	95	46	20	20	74	65	141	87	27	10	12	35	57	14	12	36	2215	41	423
	,, ...F.	2310	12	32	6	13	11	11	8	8	27	49	9	7	42	28	111	64	12	8	3	9	15	15	13	24	1426	28	319
	Class I. Infectious and parisitic diseases ....Total	382	1	3		2	1	2	2		4	5		1	6	7	12	6	2			2	9	2	2	4	271	3	35
	,, ...M.	269	1	2		2	1	2	1		3	2			4	6	8	6	1			2	5	2	2	2	192	2	23
	,, ...F.	113		1					1		1	3		1	2	1	4		1				4			2	79	1	12
1	Typhoid fever ....M.	1																									1		
2	Paratyphoid fever ....M.	7																1									6		
	,, ...F.	2																									2		
6	Cerebrospinal meningitis ....M.	1																									1		
	,, ...F.	1																								1			
10	Diphtheria ....M.	2																									2		
12	Tetanus ....M.	1																									1		
13–	Tuberculosis ....M.	184	1	1				2			2	2			3	5	6	3	1				3	1	2		132	2	18
22	,, ...F.	86							1			3			2		4						4			1	63		8
13	Tuberculosis of the respiratory system....M.	167	1	1				2			1	2			3	5	5	3					3		1		124	1	15
	,, ...F.	70							1			3			1		2						2			1	53		7
	(a) With mention of occupational diseases of lungs ....M.	13										1				3									1		8		
	(b) Without mention of occupational diseases of lungs ....M.	149	1	1				2			1	1			3	2	5	2					3				112	1	15
	Ditto ....F.	69							1			3			1		2						2			1	52		7
	(c) Unspecified site ....F.	1																									1		
	(d) With mention of dementia præcox ....M.	5																1									4		
14	Tuberculosis of the meninges and central nervous system ....M.	6															1										5		
	Ditto ....F.	8													1		2										5		
16	Tuberculosis of the vertebral column ....M.	1									1																		
	,, ...F.	1																					1						
17	Tuberculosis of other bones and joints ....F.	2																									2		
	(b) Joints ....F.	2																									2		
20	Tuberculosis of the genito-urinary system ....M.	3																							1			1	1
21	Tuberculosis of other organs ....F.	1																									1		
22	Disseminated tuberculosis ....M.	7																	1					1			3		2
	,, ...F.	4																					1				2		1
	(a) Acute generalized miliary ....M.	5																	1								2		2
	,, ...F.	4																					1				2		1
	(b) Other and unspecified generalized ....M.	2																						1			1		
25	Gonococcus infection ....M.	1																									1		
27	Dysentery ....M.	2															1										1		
30	Syphilis ....M.	45				2	1								1	1		1				2	2			2	30		3
	,, ...F.	11		1															1								5	1	3
	(a) Locomotor ataxia (tabes dorsalis) ....M.	4																									3		1
	(b) General paralysis of the insane ....M.	12				1	1											1				1					8		
	,, ...F.	5																									1	1	3

	(c) Other syphilis of the central nervous system....M.	4																								3		1
	(d) Others under this title ....M.	25			1								1	1						1	2			2	16		1
	,, ...F.	6	1														1								4		
33	Influenza ....M.	9	1													1						1			5		1
	,, ...F.	7										1		1											5		
	(a) With respiratory complications ....M.	5	1													1									3		
	,, ...F.	3												1											2		
	(b) Without respiratory complications ....M.	4																				1			2		1
	,, ...F.	4										1													3		
35	Measles ....F.	1								1																	
36	Acute poliomyelitis and polioencephalitis ....M.	1													1												
37	Acute infectious encephalitis ....M.	2																							2		
38	Other diseases due to filterable viruses....M.	1																							1		
	,, ...F.	1																							1		
	(c) Chicken-pox ....M.	1																							1		
	,, ...F.	1																							1		
43	Mycoses ....M.	3																							2		1
	,, ...F.	2																							2		
44	Other infectious and parasitic diseases....M.	9					1			1															7		
	,, ...F.	2																							1		1
	(b) Lymphogranulomatosis (Hodgkin's disease)....M.	9					1			1															7		
	,, ...F.	2																							1		1
	Class II. Cancer and other tumours....Total	972	7	1	3		5	2	4	12	18	3	1	15	13	34	33	7	2	3	3	10	3	6	16	638	10	123
	,, ...M.	525	3	1	1		2	1	3	8	7	2	1	9	7	16	13	5	1	2	3	7	2	3	11	354	4	59
	,, ...F.	447	4		2		3	1	1	4	11	1		6	6	18	20	2	1	1		3	1	3	5	284	6	64
45–55	Cancer and other malignant tumours....M.	519	3	1	1		2	1	3	8	7	2	1	8	7	15	13	5	1	2	3	7	2	3	11	350	4	59
	,, ...F.	434	4		2		3	1	1	4	11	1		6	6	18	20	2	1	1		3	1	3	5	273	6	62
45	Cancer of the buccal cavity and pharynx....M.	20													2	1										16		1
	,, ...F.	6									1			1								1				2		1
46	Cancer of the digestive organs and peritoneum....M.	281	2	1			1		2	5	4	2		6	4	11	4	2	1	2	2	5	1	2	6	184	2	32
	,, ...F.	188	1		2		3			2	5			5	2	8	7	1	1			1	1	1	1	114	4	29
	(a) Œsophagus ....M.	13															1			1						9		2
	,, ...F.	4													1		1									2		
	(b) Stomach ....M.	121					1		2	2	3	1			3	6	3	1	1		1	4	1		5	70	1	16
	,, ...F.	61			2					1	2					4	1									40	2	9
	(c) Duodenum ....M.	1												1														
	(d) Rectum and anus....M.	40		1						1		1		1		2										29		5
	,, ...F.	25					1			1				2			2					1				15		3
	(e) Intestines ....M.	46	2							1				1	1	1						1		1	1	28	1	8
	,, ...F.	59					1				2			1	1	1	1	1	1				1		1	36	1	11
	(f) Liver and biliary passages....M.	24									1					1					1					21		
	,, ...F.	19	1				1									2										11	1	3
	(g) Pancreas ....M.	31								1				2		1		1		1				1		23		1
	,, ...F.	16									1			2		1	1									8		3
	(h) Mesentery and peritoneum....M.	3																								3		
	,, ...F.	3															1									2		
	(m) Other and unspecified sites....M.	2												1												1		
	,, ...F.	1																						1				
47	Cancer of the respiratory system....M.	71						1		2				1		1	2				1		1		3	48	1	10
	,, ...F.	13								1							1								1	9		1
	(a) Larynx ....M.	4																							1	1	1	1
	,, ...F.	1																										1
	(b) Lung ....M.	28								1							1				1		1		2	15		7
	,, ...F.	6															1									5		
	(c) Mediastinum and other sites....M.	39						1		1				1		1	1									32		2
	,, ...F.	6								1															1	4		

TABLE 31.—CAUSES OF DEATH BY SEX IN CITIES AND VILLAGES OF 1,000 POPULATION AND OVER, BY PLACE OF RESIDENCE, BRITISH COLUMBIA, 1946—*Continued.*

Int. List No.	CAUSES OF DEATH.	TOTAL.	Alberni.	Chilliwack.	Courtenay.	Cranbrook.	Creston.	Duncan.	Fernie.	Grand Forks.	Kamloops.	Kelowna.	Ladysmith.	Mission.	Nanaimo.	Nelson.	New Westminster.	North Vancouver.	Port Alberni.	Port Coquitlam.	Port Moody.	Prince George.	Prince Rupert.	Revelstoke.	Rossland.	Trail.	Vancouver.	Vernon.	Victoria.
	Cancer and other malignant tumours—*Continued.*																												
48	Cancer of the uterus F.	49		1								2					1	3							2		32		8
	(a) Cervix F.	35		1														2							2		23		7
	(b) Other and unspecified sites F.	14										2					1	1									9		1
49	Cancer of other female organs F.	34		1						1		3					1	2									21		5
50	Cancer of the breast M.	1																											1
	" F.	103									1		1			4	7	6	1		1		1			3	65	2	11
51	Cancer of the male genital organs M.	52		1						1		1		1			1	1	2				2			2	32	1	7
52	Cancer of the urinary organs M.	36				1		1				1				1		4							1		24		3
	" F.	11															1										9		1
	(a) Kidney M.	16				1		1				1						1							1		9		2
	" F.	3																									2		1
	(b) Bladder M.	18														1		3									13		1
	" F.	7															1										6		
	(c) Other and unspecified sites M.	2																									2		
	" F.	1																									1		
53	Cancer of the skin M.	8									1						1										5		1
	" F.	4		1																							2		1
54	Cancer of the brain M.	14																	1								10		3
	" F.	7																1									5		1
55	Cancer of other and unspecified organs M.	36										1			1			2									31		1
	" F.	19							1																		14		4
56	Non-malignant tumours M.	3													1		1										1		
	" F.	11																									9		2
	(a) Ovary F.	1																									1		
	(b) Uterus F.	4																									3		1
	(d) Brain and other parts of the central nervous system M.	2															1										1		
	Ditto F.	4																									3		1
	(e) Other and unspecified organs M.	1													1														
	" F.	2																									2		
57	Tumours of undetermined nature M.	3																									3		
	" F.	2																									2		
	(d) Brain and other parts of the central nervous system M.	3																									3		
	Ditto F.	1																									1		
	(e) Other and unspecified organs F.	1																									1		
	Class III. Rheumatism, diseases of nutrition and of the endocrine glands, other general and vitamin deficiency diseases Total	175	1	2		1	2	1	1		6	5	3	3	5	3	8	3		1	1	4	1			1	102	2	19
	Ditto M.	67		1			1				4	1	1	1	3	2	3					3					40		7
	" F.	108	1	1		1	1	1	1		2	4	2	2	2	1	5	3		1	1	1	1			1	62	2	12
58	Acute rheumatic fever M.	1									1																		
	" F.	3	1																			1							1

	(a) Acute rheumatic heart conditions ... M.	1																													
	(b) Others under this title ... F.	2	1							1																					
59	Chronic rheumatism and other rheumatic diseases ... M.	1																													
	" ... F.	4																													
61	Diabetes mellitus ... M.	7																													
	" ... F.	50		1			1				1		1									1								1	
62	Diseases of the pituitary gland ... M.	74								3	1	1	1	2	2	1						1					2				
	" ... F.	1						1	1	2	3	1	1	1	1	3											3		1		
63	Diseases of the thyroid and parathyroid glands ... M.	1														3	3		1	1		1	1				30		4		
	" ... F.	3																				1					46	2	6		
	(a) Simple goitre ... M.	14																													
	(b) Exophthalmic goitre ... F.	1			1																						1				
	" ... M.	3									1					1											1		2		
	(c) Myxœdema and cretinism ... F.	11																									8		3		
64	Diseases of the thymus gland ... M.	2			1						1					1											1				
	" ... F.	6																									1		2		
65	Diseases of the adrenal glands (Addison's disease) ... M.	7		1			1							1													6		3		
	" ... F.	2												1													1				
66	Other general diseases ... M.	1																									5				
	(b) Others under this title ... F.	1																									3		1		
	" ... F.	1																									2				
	Class IV. Diseases of the blood and blood-forming organs ... Total	1																									1				
	Ditto ... M.	47		1	2	1		2			1	1			3	2										1					
	" ... F.	25						2							1	2			2												
72	Hæmorrhagic conditions ... M.	22		1	2	1					1	1			2				1					1		1	1	20		9	
	(a) Primary purpura ... M.	1																	1					1			1	11		4	
73	Anæmias ... M.	1																								1		9		5	
	" ... F.	3																													
	(a) Pernicious anæmia ... M.	1					1																				1				
	" ... F.	2														1											1				
	(b) Others under this title ... M.	1																				1									
74	Leukæmias and aleukæmias ... F.	1														1															
	" ... M.	20					1															1					1				
	(a) Leukæmias ... F.	18		1	2		1			1	1			1	1				1								1				
	" ... M.	19												2					1												
	(b) Aleukæmias (Hodgkin's disease excepted) ... F.	18		1	2		1				1			1	1				1							1	9		4		
75	Diseases of the spleen ... M.	1												2					1							1	6		5		
	" ... F.	1								1									1							1	9		4		
76	Other diseases of the blood and blood-forming organs ... M.	2			1																					1	6		5		
	" ... F.	1																													
	Class V. Chronic poisoning and intoxication ... Total	5																									1				
	" ... M.	3																									1				
	" ... F.	2																									1				
77	Alcoholism ... M.	3														1	1										3				
	" ... F.	2														1	1										1				
	(a) Acute alcoholism ... M.	2																									2				
	(b) Chronic alcoholism ... M.	1														1	1														
	" ... F.	1																									1				
	(c) Others under this title ... F.	1															1										2				
	" ... F.															1											1				
	Class VI. Diseases of the nervous system and sense organs ... Total																										1				
	Ditto ... M.																										1				
	" ... F.	564	3	6	1	2	6	2	6	3	17	12	2	5	14	6	23	14	1	3	3	3	3	3	1	3	312	3	107		
		282	1	2		2	3	1	4	3	11	4	2	2	7	3	14	7		2	2	3	2		1	2	147	2	55		
		282	2	4	1		3	1	2		6	8		3	7	3	9	7	1	1	1		1	3		1	165	1	52		

TABLE 31.—CAUSES OF DEATH BY SEX IN CITIES AND VILLAGES OF 1,000 POPULATION AND OVER, BY PLACE OF RESIDENCE, BRITISH COLUMBIA, 1946—*Continued.*

Int. List No.	CAUSES OF DEATH.	TOTAL.	Alberni.	Chilliwack.	Courtenay.	Cranbrook.	Creston.	Duncan.	Fernie.	Grand Forks.	Kamloops.	Kelowna.	Ladysmith.	Mission.	Nanaimo.	Nelson.	New Westminster.	North Vancouver.	Port Alberni.	Port Coquitlam.	Port Moody.	Prince George.	Prince Rupert.	Revelstoke.	Rossland.	Trail.	Vancouver.	Vernon.	Victoria.
80	Encephalitis (non-epidemic) M.	1																									1		
	" F.	1															1												
	(a) Intracranial abscess M.	1																									1		
	" F.	1															1												
81	Meningitis (non-meningococcal) F.	1		1																									
	(b) Acute cerebrospinal meningitis F.	1		1																									
82	Diseases of the medulla and spinal cord M.	6																									5		1
	" F.	8														1											5		2
83	*Intracranial lesions of vascular origin* M.	245	1	1		2	3	1	4	2	11	4	1	2	7	3	13	6		2	2	3	2			2	123	2	48
	" F.	242	2	3	1		3	1	2		5	7		2	7	2	8	4	1	1	1		1	3		1	144	1	42
	(a) Cerebral hæmorrhage or effusion M.	101	1	1		1	1				1	2	1	2	3	2	9					1	2			1	53	1	19
	" F.	102	1	2			1		1		1	3		1	4		6	1			1		1			1	63		15
	(b) Cerebral embolism and thrombosis M.	16							2	1											1						7		5
	" F.	12												1				1	1								5		4
	(c) Cerebral softening M.	1																											1
	" F.	1																									1		
	(d) Hemiplegia and other paralysis of unspecified origin M.	4																									4		
	Ditto F.	5																									4		1
	(e) With mention of arteriosclerosis M.	123				1	2	1	2	1	10	2			4	1	4	6		2	1	2				1	59	1	23
	" F.	122	1	1	1		2	1	1		4	4			3	2	2	2		1				3			71	1	22
84	Mental disorders and deficiency (general paralysis of the insane excepted) M.	3																1									2		
	Ditto F.	4																1									1		2
	(a) Schizophrenia (dementia præcox) F.	1																1											
	(b) Others under this title M.	3																1									2		
	" F.	3																									1		2
85	Epilepsy M.	2																									1		1
	" F.	3										1															1		1
86	Convulsions (under 5 years of age) F.	1																									1		
87	Other diseases of the nervous system M.	19								1			1												1		11		5
	" F.	19									1			1				2									10		5
	(a) Chorea M.	1								1																			
	(c) Paralysis agitans M.	8											1														3		4
	" F.	5												1													2		2
	(d) Disseminated sclerosis M.	9																							1		7		1
	" F.	13									1							2									7		3
	(e) Others under this title M.	1																									1		
	" F.	1																									1		
88	Diseases of organs of vision F.	1																									1		
89	Diseases of the ear and of the mastoid process M.	6		1													1										4		
	" F.	2																									2		
	(a) Otitis and other diseases of the ear M.	2															1										1		
	" F.	2																									2		
	(b) Diseases of the mastoid process M.	4		1																							3		

	Class VII. Diseases of the circulatory system.....Total	2044	8	14	3	9	8	9	11	8	42	28	13	8	39	31	100	52	8	5	3	7	20	10	5	17	1304	19	263
	,, ...M.	1306	3	7	3	7	2	5	8	6	33	15	10	7	30	21	56	33	6	2	3	6	18	7	2	8	843	13	152
	,, ...F.	738	5	7		2	6	4	3	2	9	13	3	1	9	10	44	19	2	3		1	2	3	3	9	461	6	111
90–95	Diseases of the heart.....M.	1244	3	6	2	7	2	5	7	5	29	15	8	6	28	21	55	33	6	2	2	5	16	7	2	8	809	13	142
	,, ...F.	691	5	7		2	6	4	3	2	9	12	3	1	8	10	40	17	1	3		1	1	3	3	9	436	5	100
90	Pericarditis (acute rheumatic excluded).....M.	1																						1					
	,, ...F.	2											1																1
	(b) Others under this title.....M.	1																						1					
	,, ...F.	2											1																1
91	Acute endocarditis (non-rheumatic).....M.	6																							1		4		1
	,, ...F.	3																									3		
	(a) Bacterial endocarditis (acute, subacute, or unspecified) .....M.	6																							1		4		1
	Ditto .....F.	2																									2		
	(c) Endocarditis (not specified under 45 years)....F.	1																									1		
92	Chronic affections of the valves and endocardium.....M.	72		1	1						2			1	2		3	4			1	4					47		6
	,, ...F.	56	1							1	2					1	3	3									38		7
	(a) Specified valvular diseases (rheumatic).....M.	37			1									1	1							4					28		2
	,, ...F.	27								1						1											21		4
	(b) Other specified valvular diseases (non-rheumatic) .....M.	32		1							2				1		3	4			1						16		4
	Ditto .....F.	27	1								2						2	3									17		2
	(c) Unspecified valvular lesions and endocarditis..M.	3																									3		
	,, ...F.	2															1												1
93	Diseases of the myocardium.....M.	821	2	5		3	1	4	4	2	20	5	3	3	22	15	32	18	2	2	1		6	2	1	4	568	10	86
	,, ...F.	481	2	6		1	5	4	1	1	5	8	2	1	6	8	23	12	1	2		1		2	2	7	304	4	73
	(a) Acute myocarditis .....M.	8													2								1				5		
	,, ...F.	4					1						1														1		1
	(c) Chronic myocarditis and myocardial degeneration (rheumatic) .....M.	12																						1			7	1	3
	Ditto .....F.	16										1					2	1									8		4
	(d) Chronic myocarditis (non-rheumatic).....M.	730	2	4		2	1	4	4		18	4	3	3	17	14	25	17	2	2	1		5	1	1	3	534	9	54
	,, ...F.	414	2	6		1	4	4	1	1	5	6	1	1	5	8	19	9	1	2		1		2	2	6	276	4	47
	(e) Other myocarditis (not specified).....M.	71		1		1				2	2	1			3	1	7	1								1	22		29
	,, ...F.	47										1			1		2	2								1	19		21
94	Diseases of the coronary arteries and angina pectoris .....M.	313	1		1	2	1	1	3	3	6	9	1	2	4	5	19	11	4			1	10	4		4	173	2	46
	Ditto .....F.	126	1	1			1		1		2	4			2	1	11	1		1			1	1	1	2	76		19
	(a) Diseases of the coronary arteries .....M.	308	1		1	1	1	1	3	3	6	9	1	2	4	5	19	11	2			1	10	4		4	171	2	46
	,, ...F.	123	1	1			1		1		2	4			2	1	11	1		1				1	1	2	74		19
	(b) Angina pectoris .....M.	5				1													2								2		
	,, ...F.	3																					1				2		
95	Other diseases of the heart .....M.	31				2					1	1	4			1	1										17	1	3
	,, ...F.	23	1			1			1								3	1									15	1	
	(a) Functional diseases of the heart (no organic lesion) .....M.	4											4																
	Ditto .....F.	1																									1		
	(b) Other diseases of the heart (rheumatic).....M.	3																									1	1	1
	,, ...F.	8							1								1										5	1	
	(c) Other diseases of the heart (non-rheumatic)..M.	24				2					1	1				1	1										16		2
	,, ...F.	14	1			1											2	1									9		
96	Aneurism (heart and aorta excepted).....M.	17											1				1										14		1
	,, ...F.	5															1										3		1
97	Arteriosclerosis (coronary or renal sclerosis or cerebral hæmorrhage excepted) .....M.	33		1	1				1		4		1	1	2						1		1				13		7
	Ditto .....F.	27										1			1		3	1									15	1	5

TABLE 31.—CAUSES OF DEATH BY SEX IN CITIES AND VILLAGES OF 1,000 POPULATION AND OVER, BY PLACE OF RESIDENCE, BRITISH COLUMBIA, 1946—*Continued.*

Int. List No.	CAUSES OF DEATH.	TOTAL.	Alberni.	Chilliwack.	Courtenay.	Cranbrook.	Creston.	Duncan.	Fernie.	Grand Forks.	Kamloops.	Kelowna.	Ladysmith.	Mission.	Nanaimo.	Nelson.	New Westminster.	North Vancouver.	Port Alberni.	Port Coquitlam.	Port Moody.	Prince George.	Prince Rupert.	Revelstoke.	Rossland.	Trail.	Vancouver.	Vernon.	Victoria.
98	Gangrene ..... M.	3																				1					2		
	" ..... F.	1																											1
99	Other diseases of the arteries ..... M.	3																					1				2		
	" ..... F.	10																1	1								5		3
100	Diseases of the veins ..... M.	4								1																	1		2
	" ..... F.	3																					1				2		
102	High blood-pressure (idiopathic) ..... M.	2																									2		
	" ..... F.	1																											1
	Class VIII. Diseases of the respiratory system..... Total	274	1	8		3		1			5	2		4	4	4	12	7	2			3	6	1		3	173	3	32
	" ..... M.	166	1	5		3		1			5	1		4	1	3	7	6	1			3	5			2	92	2	24
	" ..... F.	108		3								1			3	1	5	1	1				1	1		1	81	1	8
105	Diseases of the larynx ..... M.	1																									1		
	" ..... F.	2													1												1		
106	Bronchitis ..... M.	8														1	1	1									3		2
	" ..... F.	8																					1				7		
	(a) Acute ..... F.	1																					1						
	(b) Chronic ..... M.	4														1											1		2
	" ..... F.	3																									3		
	(c) Unspecified ..... M.	4															1	1									2		
	" ..... F.	4																									4		
107	Bronchopneumonia ..... M.	56		1				1			5			3			2	2				1				1	30	1	9
	" ..... F.	52		1								1			2	1	2	1	1							1	34	1	7
108	Lobar pneumonia ..... M.	50	1	3		1									1		2	1	1			1				1	32	1	5
	" ..... F.	23		2													1										20		
109	Pneumonia (unspecified) ..... M.	19														1	1	1				1	3				10		2
	" ..... F.	10															2										7		1
110	Pleurisy ..... M.	5																					1				3		1
	" ..... F.	4																									4		
	(a) Empyema ..... M.	1																									1		
	(b) Others under this title ..... M.	4																					1				2		1
	" ..... F.	4																									4		
111	Hæmorrhagic infarction, congestion, œdema, and thrombosis of the lungs ..... M.	8		1												1							1				2		3
	Ditto ..... F.	5																									5		
	(a) Hæmorrhagic infarction and thrombosis of the lungs ..... M.	3																									2		1
	(b) Others under this title ..... M.	5		1												1							1						2
	" ..... F.	5																									5		
112	Asthma ..... M.	10										1					1										6		2
	" ..... F.	3																						1			2		
114	Other diseases of the respiratory system (tuberculosis excepted) ..... M.	9				2								1				1									5		
	Ditto ..... F.	1																									1		
	(a) Silicosis ..... M.	4				2								1				1											

	(b) Other and unspecified forms of pneumoconioses ... M.	1																								1		
	(c) Gangrene of lung ... M.	1																								1		
	(d) Others under this title ... M.	3																								3		
	" ... F.	1																								1		
	Class IX. Diseases of the digestive system ... Total	270	2	2		5	2	2	1	2	11	2	1		7	5	10	5	2			3	2	2	2	2	169	6	25
	" ... M.	172	2			1	2	2	1		9	1			3	4	8	4				2	2		1	2	111	3	14
	" ... F.	98		2		4				2	2	1	1		4	1	2	1	2			1		2	1		58	3	11
115	Diseases of the buccal cavity and annexa, and of the pharynx and tonsils ... M.	1																					1						
	Ditto ... F.	3										1														1		1
	(b) Septic sore throat ... M.	1																					1						
	(c) Diseases of the pharynx and tonsils ... F.	3										1														1		1
117	Ulcer of the stomach or duodenum ... M.	41					1				4	1				3						1				24	1	6
	" ... F.	17		1						1	1					1	1							1		9		2
	(a) Stomach ... M.	24					1				3	1				1										16	1	1
	" ... F.	10		1						1	1													1		6		
	(b) Duodenum ... M.	17									1					2						1				8		5
	" ... F.	7														1	1									3		2
118	Other diseases of the stomach ... M.	1																										1
	" ... F.	1																								1		
119	Diarrhœa and enteritis (under 2 years of age) ... M.	21				1	1	1							1								1			14		2
	" ... F.	7				1																				5		1
	(a) Diarrhœa and enteritis ... M.	20				1	1	1							1								1			13		2
	" ... F.	7				1																				5		1
	(b) Ulceration of the intestines ... M.	1																								1		
120	Diarrhœa and enteritis (2 years of age and over) ... M.	4	1														1					1				1		
	" ... F.	4													1											3		
	(a) Diarrhœa and enteritis ... M.	3															1					1				1		
	(b) Ulceration of the intestines ... M.	1	1																									
	" ... F.	4													1											3		
121	Appendicitis ... M.	13							1						1											11		
	" ... F.	9								1			1		1							1				5		
122	Hernia, intestinal obstruction ... M.	30									2					1	3	3							1	17	2	1
	" ... F.	17				2												1	2							9	1	2
	(a) Hernia ... M.	14														1	2	2							1	8		
	" ... F.	2																								1		1
	(b) Intestinal obstruction ... M.	16									2						1	1								9	2	1
	" ... F.	15				2												1	2							8	1	1
123	Other diseases of the intestines ... M.	6																								4		2
	" ... F.	4				1																				3		
124	Cirrhosis of the liver ... M.	36	1								2						3								2	27		1
	" ... F.	16													1		1									11		3
	(b) Without mention of alcoholism ... M.	36	1								2						3								2	27		1
	" ... F.	16													1		1									11		3
125	Other diseases of the liver ... M.	2																								2		
	" ... F.	2																								1	1	
	(a) Acute yellow atrophy ... M.	1																								1		
	" ... F.	1																									1	
	(b) Others under this title ... M.	1																								1		
	" ... F.	1																								1		
126	Biliary calculi ... M.	5													1		1									3		
	" ... F.	11		1							1													1	1	4	1	2
127	Other diseases of the gall-bladder and bile-ducts ... M.	5																								5		
	" ... F.	4													1											3		
128	Diseases of the pancreas ... M.	6						1			1							1								2		1
	" ... F.	3																								3		
129	Peritonitis without stated cause ... M.	1																								1		

TABLE 31.—CAUSES OF DEATH BY SEX IN CITIES AND VILLAGES OF 1,000 POPULATION AND OVER, BY PLACE OF RESIDENCE, BRITISH COLUMBIA, 1946—*Continued.*

Int. List No.	CAUSES OF DEATH.	TOTAL.	Alberni.	Chilliwack.	Courtenay.	Cranbrook.	Creston.	Duncan.	Fernie.	Grand Forks.	Kamloops.	Kelowna.	Ladysmith.	Mission.	Nanaimo.	Nelson.	New Westminster.	North Vancouver.	Port Alberni.	Port Coquitlam.	Port Moody.	Prince George.	Prince Rupert.	Revelstoke.	Rossland.	Trail.	Vancouver.	Vernon.	Victoria.
	Class X. Diseases of the urinary and genital systems ....Total	331	3	6	2	1	2	1	1		9	6	2	1	6	7	5	12		5		4	4	2	2	4	205	2	39
	Ditto ....M.	223	1	4	2	1	2	1	1		9	5	2	1	5	5	3	5		3		4	2	1	1	1	137	2	25
	" ....F.	108	2	2								1			1	2	2	7		2			2	1	1	3	68		14
130	Acute nephritis ....M.	2					1																				1		
	" ....F.	1																									1		
131	Chronic nephritis ....M.	144	1	2	2	1	1	1	1		5	4			2	2	2	5		1		2	1	1		1	93	1	15
	" ....F.	89	2	2								1				2	1	6		2			1		1	3	58		10
132	Nephritis unspecified (over 10 years of age) ....M.	5									1		1		1												2		
	" ....F.	3													1												1		1
133	Other diseases of the kidneys and ureters ....M.	11		1							1					1											7		1
	" ....F.	8																1					1	1			3		2
134	Calculi of the urinary passages ....M.	11																				2					7		2
135	Diseases of the urinary bladder ....M.	3												1						1									1
	" ....F.	4															1										3		
136	Diseases of the urethra, urinary abscess, etc. ....M.	3		1																			1				1		
	(a) Stricture of the urethra ....M.	2		1																			1						
	(b) Others under this title ....M.	1																									1		
137	Diseases of the prostate ....M.	44									2	1	1		2	2	1			1					1		26	1	6
139	Diseases of the female genital organs (non-venereal) ..F.	3																									2		1
	(a) Ovaries, Fallopian tubes, and parametria ....F.	1																											1
	(b) Uterus ....F.	1																									1		
	(c) Others under this title ....F.	1																									1		
	Class XI. Diseases of pregnancy, childbirth, and the puerperal state ....Total	13		1		1										1	4										6		
144	Toxæmias of pregnancy—death prior to delivery ....F.	2		1		1																							
	(b) Albuminuria and nephritis of pregnancy ....F.	1		1																									
	(c) Acute yellow atrophy of liver ....F.	1				1																							
145	Other diseases and accidents of pregnancy—death prior to delivery ....F.	1																									1		
	(b) Without mention of infection ....F.	1																									1		
146	Hæmorrhage of childbirth and the puerperium ....F.	3																									3		
	(b) Premature separation of placenta ....F.	1																									1		
	(c) Others under this title ....F.	2																									2		
147	Infection during childbirth and the puerperium ....F.	4														1	2										1		
	(b) General or local puerperal infection ....F.	1															1												
	(d) Puerperal embolism and sudden death ....F.	3														1	1										1		
148	Puerperal toxæmias—following delivery ....F.	2															1										1		
	(b) Puerperal albuminuria and nephritis ....F.	1																									1		
	(d) Others under this title ....F.	1															1												
149	Other accidents of childbirth ....F.	1															1												
	(a) Laceration, rupture, or other trauma of pelvic organs and tissues ....F.	1															1												

	Class XII. Diseases of the skin and cellular tissue..Total	3															1									1	1	
	,, ...M.	1															1											
	,, ...F.	2																								1	1	
151	Carbuncle and furuncle ....M.	1															1											
153	Other diseases of the skin and cellular tissue ....F.	2																								1	1	
	Class XIII. Diseases of the bones and organs of movement ....Total	6																		1						4		1
	Ditto ....M.	5																		1						3		1
	,, ...F.	1																								1		
155	Other diseases of the bones (tuberculosis excepted)..M.	2																								2		
	,, ...F.	1																								1		
156	Diseases of the joints and other organs of movement..M.	3																		1						1		1
	(b) Others under this title ....M.	3																		1						1		1
	Class XIV. Congenital malformations ....Total	83									1			3	2	1	1	1			1	1	1	2		52	4	13
	,, ...M.	50												3	2		1	1				1	1	1		30	2	8
	,, ...F.	33									1					1					1			1		22	2	5
157	Congenital malformations ....M.	50												3	2		1	1				1	1	1		30	2	8
	,, ...F.	33									1					1					1			1		22	2	5
	(a) Congenital hydrocephalus ....M.	7													2											5		
	,, ...F.	5														1										4		
	(b) Spina bifida and meningocele ....M.	5												1												3		1
	,, ...F.	4																			1					2		1
	(c) Anencephalus ....F.	2																								2		
	(d) Congenital malformations of the heart ....M.	23												2									1			14	2	4
	,, ...F.	18									1													1		12	1	3
	(e) Others under this title ....M.	15															1	1				1		1		8		3
	,, ...F.	4																								2	1	1
	Class XV. Diseases peculiar to the first year of life..Total	192		2	3	5	2		1		7	3	1	3	6	2	11	3	9	2		5	1	3		5	88	8	22
	,, ...M.	108		1	1	3	1		1		6	2		3	2	1	7	1	6	2		3	1			4	44	4	15
	,, ...F.	84		1	2	2	1				1	1	1		4	1	4	2	3			2		3		1	44	4	7
158	Congenital debility ....M.	4				1														1							2		
	,, ...F.	2		1														1										
159	Premature birth ....M.	66		1	1	2	1				4			2	1	1	4	1	6				1			2	23	3	13
	,, ...F.	53			1	1	1				1		1		2		4	1	2			2		1		1	26	4	5
160	Injury at birth ....M.	19							1		1	1		1	1							3				1	8	1	1
	,, ...F.	22				1	1					1			2				1					2			13		1
	(a) Intracranial or spinal hæmorrhage ....M.	9							1		1	1										2					3		1
	,, ...F.	11			1	1									1									2			5		1
	(c) Others under this title ....M.	10												1	1							1				1	5	1	
	,, ...F.	11										1			1				1								8		
161	Other diseases peculiar to the first year of life ....M.	19									1	1					3			1						1	11		1
	,, ...F.	7														1											5		1
	(a) Asphyxia (unspecified), atelectasis ....M.	8															3			1						1	3		
	,, ...F.	4														1											3		
	(b) Infection of the umbilicus, pemphigus, and other infections ....M.	1																									1		
	(c) Other specified diseases peculiar to the first year of life ....M.	10									1	1															7		1
	Ditto ....F.	3																									2		1
	Class XVI. Senility ....Total	56		5		1				1					1	2	7						1				28	1	9
	,, ...M.	30		2		1				1						2	3						1				12	1	7
	,, ...F.	26		3											1		4										16		2

TABLE 31.—CAUSES OF DEATH BY SEX IN CITIES AND VILLAGES OF 1,000 POPULATION AND OVER, BY PLACE OF RESIDENCE, BRITISH COLUMBIA, 1946—*Continued.*

Int. List No.	CAUSES OF DEATH.		TOTAL.	Alberni.	Chilliwack.	Courtenay.	Cranbrook.	Creston.	Duncan.	Fernie.	Grand Forks.	Kamloops.	Kelowna.	Ladysmith.	Mission.	Nanaimo.	Nelson.	New Westminster.	North Vancouver.	Port Alberni.	Port Coquitlam.	Port Moody.	Prince George.	Prince Rupert.	Revelstoke.	Rossland.	Trail.	Vancouver.	Vernon.	Victoria.
162	Senility	M.	30		2		1				1						2	3						1				12	1	7
	,,	F.	26		3											1		4										16		2
	(a) With dementia	M.	17				1											1										11	1	3
	,,	F.	5															1										4		
	(b) Without dementia	M.	13		2						1						2	2						1				1		4
	,,	F.	21		3											1		3										12		2
	Class XVII. Violent or accidental deaths	Total	454	7	6	1	5	3	3	2	3	8	11	4	1	7	5	25	11	6		3	8	13	2	4	3	261	7	45
	,,	M.	332	5	4		5	3	1	2		6	7	3	1	6	4	16	8	6		3	5	12	1	1	2	196	6	29
	,,	F.	122	2	2	1			2		3	2	4	1		1	1	9	3				3	1	1	3	1	65	1	16
163,	Suicides	M.	72		1			1				2	1	1		1	1	1	2	2		1	1	2				47	1	7
164	,,	F.	21	1	1						1					1		2								1		13		1
163	Suicide by poisoning	M.	18					1																				15		2
	,,	F.	12		1						1							2								1		6		1
	(a) By corrosive substances, solid and liquid poisonings	M.	4					1																				3		
	Ditto	F.	5		1						1															1		2		
	(b) By poisonous gas	M.	14																									12		2
	,,	F.	7															2										4		1
164	Suicide by other means	M.	54		1							2	1	1		1	1	1	2	2		1	1	2				32	1	5
	,,	F.	9	1												1												7		
	(a) By hanging or strangulation	M.	21										1				1	1	1	1								13	1	2
	,,	F.	2																									2		
	(b) By drowning	M.	7									2		1		1												2		1
	,,	F.	2	1																								1		
	(c) By firearms or explosives	M.	14		1															1		1	1	2				8		
	,,	F.	2																									2		
	(d) By cutting or piercing instruments	M.	4																									3		1
	(e) By jumping from high places	M.	7																									6		1
	,,	F.	3													1												2		
	(f) By crushing	M.	1																1											
166–	Homicides	M.	6													1												4	1	
168	,,	F.	8						1				1															4		2
166	Homicide by firearms	M.	2																									1	1	
	,,	F.	2						1																			1		
167	Homicide by cutting or piercing instruments	M.	1																									1		
	,,	F.	4										1															1		2
168	Homicide by other or unspecified means	M.	3													1												2		
	,,	F.	2																									2		
169–	Accidental deaths	M.	254	5	3		5	2	1	2		4	6	2	1	4	3	15	6	4		2	4	10	1	1	2	145	4	22
195	,,	F.	93	1	1	1			1		2	2	3	1			1	7	3				3	1	1	2	1	48	1	13
169	Railway accidents (excluding motor-vehicles)	M.	6									1													1			4		
	,,	F.	1																						1					
170	Motor-vehicle accidents	M.	53									1	2		1	1		3		1		2	1			1	1	32	1	6
	,,	F.	21									2						2	1				2					7		7

	(a) Collisions with trains ... M.	2								1																1		
	,, ... F.	1								1																		
	(b) Collisions with street-cars ... M.	2																								2		
	(c) Automobile accidents (excluding trains or street-cars) ... M.	44									1		1	1		1		1		2	1			1	1	27	1	6
	Ditto ... F.	20								1						2	1				2					7		7
	(d) Motor-cycle accidents (excluding automobiles) M.	5									1					2										2		
171	Street-car and other road transport accidents ... M.	10																								6		4
	,, ... F.	2																								2		
	(a) Street-car accidents (excluding trains and motor-vehicles) ... M.	10																								6		4
	Ditto ... F.	2																								2		
172	Water transport accidents ... M.	9														1						3				4		1
173	Air transport accidents ... M.	5		2																						3		
174	Accidents in mines and quarries ... M.	2						1						1														
175	Agricultural and forestry accidents ... M.	17	1			2						2						1								10	1	
	(d) Accidents involving forestry machinery and vehicles ... M.	1																									1	
	(e) Other forestry accidents ... M.	16	1			2						2						1								10		
176	Other accidents involving machinery ... M.	11	1								1			1		3					1					4		
178	Accidental absorption of poisonous gas ... M.	8																								8		
	,, ... F.	2																								2		
	(a) Coal and illuminating gas ... M.	6																								6		
	,, ... F.	2																								2		
	(c) Other carbon-monoxide gas ... M.	2																								2		
179	Acute accidental poisoning by solids or liquids ... M.	1																								1		
	,, ... F.	1																								1		
180	Conflagration ... M.	6																			1	2				2		1
	,, ... F.	1																								1		
181	Accidental burns (conflagration excepted) ... M.	3				1																				1		1
	,, ... F.	4	1						2																	1		
182	Accidental mechanical suffocation ... F.	1																									1	
183	Accidental drowning ... M.	33			1		1				2			1		3	2				1	3				17		2
	,, ... F.	3					1																		1	1		
184	Accidental injury by firearms ... M.	7	1			1										2		1								2		
185	Accidental injury by cutting or piercing instruments M.	2																								2		
186	Accidental injury by fall or crushing ... M.	58	1	1		1				2				1	2	3	3	1				2			1	32	2	6
	,, ... F.	52		1	1						3	1				5	2				1	1		1		30		6
	(a) Accidental injury by fall ... M.	53	1	1		1				2					2	1	3	1				2			1	30	2	6
	,, ... F.	52		1	1						3	1				5	2				1	1		1		30		6
	(b) Accidental injury by crushing ... M.	5												1		2										2		
187	Cataclysm ... M.	1																								1		
188	Injury by animals ... M.	1									1																	
190	Excessive cold ... F.	1													1													
193	Accidents due to electric currents ... M.	3																								3		
195	Other accidents ... M.	18	1			1		1									1									13		1
	,, ... F.	4																						1		3		
	(d) Obstruction, suffocation, or puncture by ingested objects ... M.	6																								6		
	Ditto ... F.	1																								1		
	(e) Other and unspecified objects ... M.	12	1			1		1									1									7		1
	,, ... F.	3																						1		2		
	Class XVIII. Ill-defined and unknown causes of death ... Total	11									1				3					1	1				1	4		
	Ditto ... M.	8													3					1	1				1	2		
	,, ... F.	3									1															2		

TABLE 31.—CAUSES OF DEATH BY SEX IN CITIES AND VILLAGES OF 1,000 POPULATION AND OVER, BY PLACE OF RESIDENCE, BRITISH COLUMBIA, 1946—*Continued.*

Int. List No.	CAUSES OF DEATH.		TOTAL.	Alberni.	Chilliwack.	Courtenay.	Cranbrook.	Creston.	Duncan.	Fernie.	Grand Forks.	Kamloops.	Kelowna.	Ladysmith.	Mission.	Nanaimo.	Nelson.	New Westminster.	North Vancouver.	Port Alberni.	Port Coquitlam.	Port Moody.	Prince George.	Prince Rupert.	Revelstoke.	Rossland.	Trail.	Vancouver.	Vernon.	Victoria.
200	Ill-defined and unknown causes	M.	8														3					1	1				1	2		
	,,	F.	3										1															2		
	(a) Ill-defined	M.	5														3						1					1		
	,,	F.	1																									1		
	(b) Found dead	M.	1																			1								
	(c) Unknown or unspecified cause	M.	2																								1	1		
	,,	F.	2										1															1		

CLASSIFICATION OF ACCIDENTAL DEATHS ACCORDING TO THE NATURE OF INJURY.

(These accidental deaths are classified above according to circumstances involving the accident under rubrics 169 to 176, 178, 180, 181, 182, 183, 185, 186, 187, and 193.)

	Accidental absorption of poisonous gas	M.	10																									9		1
	,,	F.	2																									2		
	Accidental burns	M.	10		1			1															1	2				4		1
	,,	F.	5	1							2																	2		
	Accidental mechanical suffocation	F.	1																										1	
	Accidental drowning	M.	48				1		1				2			1		3	2				1	5			1	24		7
	,,	F.	7						1																		1	1		4
	Accidental injury by cutting or piercing instruments	M.	2																									2		
	Accidental injury by fall	M.	54	1	1		1					2					2	1	3	1				2			1	31	2	6
	,,	F.	52		1	1							3	1				5	2				1	1		1		30		6
	Accidental injury by crushing	M.	99	2	1		2			1		2	3	2	1	3	1	9		2		2	2	1	1	1		55	2	6
	,,	F.	20									2						2	1				2		1			9		3
	Accidents due to electric currents	M.	3																									3		

TABLE 32.—MARRIAGES BY MONTHS IN BRITISH COLUMBIA, 1946.

PROVINCE.	TOTAL.	MONTHS.											
		Jan.	Feb.	March.	April.	May.	June.	July.	Aug.	Sept.	Oct.	Nov.	Dec.
British Columbia.....	11,762	632	697	845	900	886	1,444	879	1,177	1,214	1,007	1,064	1,017

TABLE 33.—MARITAL STATUS OF BRIDEGROOMS AND BRIDES IN BRITISH COLUMBIA, 1946.

PROVINCE.	TOTAL MARRIAGES.	MARRIAGES BETWEEN									PER CENT. OF BRIDEGROOMS WHO WERE			PER CENT. OF BRIDES WHO WERE		
		Bachelors and			Widowers and			Divorced Men and								
		Spinsters.	Widows.	Divorced Women.	Spinsters.	Widows.	Divorced Women.	Spinsters.	Widows.	Divorced Women.	Bachelors.	Widowers.	Divorced.	Spinsters.	Widows.	Divorced.
British Columbia.....	11,762	8,757	415	785	248	302	102	718	121	314	84.7	5.5	9.8	82.7	7.1	10.2

TABLE 34.—MARRIAGES—AGES OF BRIDEGROOMS AND BRIDES, BRITISH COLUMBIA, 1946.

Age of bridegroom.	Total grooms.	AGE OF BRIDE.																																															
		Under 16.	16	17	18	19	20	21	22	23	24	25	26	27	28	29	30	31	32	33	34	35	36	37	38	39	40	41	42	43	44	45	46	47	48	49	50–54	55–59	60–64	65–69	70–74	75 and over.	Not stated.
Under 18	28	2	5	9	6	2		1	2	1																																							
18	81	3	8	25	25	8	3	3	5		1																																						
19	241	4	13	36	62	58	27	24	6	4	4	1	1					1																															
20	416	3	10	37	74	112	62	56	25	11	10	5	3	4	2	1	1																																
21	862	3	11	56	138	150	153	148	86	47	30	15	7	3	3	5	3	2			1																						1							
22	875	3	14	36	73	135	138	173	127	62	49	31	13	5	6	2	2	3							1				1														1							
23	922		19	35	72	91	121	151	147	124	65	36	29	10	11	3	1	2	3	1	1																													
24	963	1	9	20	65	98	120	134	115	130	108	51	39	28	16	8	6	8	1	1	1	1		2													1													
25	912	1	6	18	43	53	98	135	123	100	93	99	53	22	22	9	11	11	5	2	3	1		2			1		1																					
26	754	1	11	14	20	53	52	98	87	81	74	83	61	37	24	20	11	4	10	5	5			2	1																									
27	595	1	2	12	21	32	49	55	51	60	60	51	69	42	36	13	17	7	10	3	2			1					1																					
28	500	2	4	8	9	21	36	37	44	48	49	56	50	40	27	22	13	5	13	2	4	4	2	1	1	1		1																					
29	459		1	3	15	28	26	29	44	38	45	40	40	25	26	27	22	14	12	8	6	5	3	1		1																							
30	428		3	3	5	18	18	27	25	43	42	30	31	22	35	31	31	21	10	7	11	9	3		2								1																
31	366		1	1	4	12	14	20	21	27	22	42	20	32	26	25	18	26	21	6	12	5	3	4	1	1	2																						
32	332			1	4	8	10	13	20	25	28	32	25	26	30	29	7	17	6	17	11	6	4	2	5	2	3		1																				
33	287			3	5	5	8	10	15	18	21	29	31	26	9	25	12	19	12	10	5	11	4	3	3		1			1				1															
34	244	1		3	3	6	7	5	7	12	13	23	18	12	13	16	15	11	20	10	15	10	6	6	3	2	4	1		1				1															
35	223			1	1		6	6	8	11	10	20	18	14	18	14	15	16	11	4	11	14	9	3	2	5	1	1		2		2																	
36	182			2	2	1	3	6	3	8	7	13	12	13	13	11	13	6	16	9	9	7	11	3	5	1	3		2	1		2																	
37	185		1	1	2	1	3	6	8	4	9	9	8	12	10	5	14	10	13	8	9	12	9	9	8	2	1		3	3	1	1	1		1				1									
38	164	1			4	2	1	3	4	5	2	8	13	11	7	8	10	6	10	7	8	13	6	6	8	3	3		3	2	2	4	1	2			1												
39	138					1	1	2	2	5	2	5	7	6	3	8	6	8	12	4	11	7	11	4	10	6	5	4	1	1	2	1		1	1	1												
40	155				3	4	2		5	5	3	5	2	7	10	8	6	5	9	8	9	10	9	6	5	4	7	4	1	3	3		4	5		1	2											
41	115					1				2	1	6	2	7	7	2	6	7	12	5	6	7	4	6	4	5	4	8	3	1	1	3	1	1			1	1			1							
42	104						2	2		4	1	4	3	12	3	5	3	2	4	2	3	9	3	3	4	7	5	4	10	2	4		1		1													1
43	92				1		1	2	1	1			4	3	2	5	3	7	5	5	2	5	1	2	6	3	6	9	1	3	2	2	4	3		1	2											
44	72		1				1	1		1	2			1	1	2	2	5	3	6	4		4	3	7	4	6	2	6	3	4	1		2														
45	101							1	1	1	2	4	1	4	2	3	6	3	3	6	7	8	5	3	2	2	4	3	3	4	3	3	5	1	3	1	4	3										
46	67		1								2	1	1	2	3	4	4	3	4	5	2	1	1	5	4	5	1	4	1	1	1	3	3	1		1	3											
47	61							1			1	2			4	2	2	1		3	2	1	1	4	7	5	3	2		3	4	3	2	1	3		3		1									
48	52					1							1			1	2	4	2	1	3	2	3		3	4	4	5	3	1	4	1	2		2	1	2											
49	45							1	1					1	1	1	4	1		5	2	2		3	1	1	2	2		3	1	2	3	1	3	1	3											
50–54	199								1	1	2	2	2	1	3	3	3	6	4	2	4	4	5	4	10	14	13	5	9	7	8	5	13	10	9	5	33	9	2									
55–59	187						1			1		2		1			1	2	2	1	4	3	4	6	4	4	8	1	9	5	6	8	8	12	7	9	27	39	10	1	1							
60–64	159																				1	2	2	2	1	2	1	3	4	5	4	8	3	3	4	5	39	29	32	8		1						
65–69	95													2					1	1	1		1	1	1	1	1			2	1	1	1	2	1	4	17	22	18	10	4	2						
70–74	55													1												1		1		1		1	1	1		1	8	7	12	9	9	2						
75–79	33												1												1		1					1					1	1	7	10	7	3						
80 and over	13													1																						1			2		5	4						
Not stated																																																
Total brides	11762	26	120	324	657	901	963	1150	984	880	758	705	565	433	373	318	270	243	234	154	175	159	114	97	110	86	90	60	63	55	51	52	54	48	35	32	147	111	85	38	27	14	1					

TABLE 35.—MARRIAGES—DENOMINATIONS OF BRIDEGROOMS AND BRIDES, BRITISH COLUMBIA, 1946.

RELIGIOUS DENOMINATION OF BRIDEGROOM.	TOTAL BRIDEGROOMS.	RELIGIOUS DENOMINATION OF BRIDE.																																				
		Adventists.	Anglicans.	Apostolic Bodies.	Baptists.	Brethren, including United.	Christadelphians.	Christians.	Christian Missionary Alliance.	Christian Scientists.	Churches of Christ (Disciples).	Church of God.	Doukhobors.	Eastern Orthodox Churches.	Evangelicals.	Gospel Bodies.	Greek Catholic Churches.	Holiness Movement.	International Bible Students.	Jewish.	Lutherans.	Mennonites.	Methodists.	Moravian Church.	Mormons.	Non-denominational.	Oriental Religions.	Pentecostal Assemblies.	Plymouth Brethren.	Presbyterians.	Reformed Churches (Christian).	Roman Catholics.	Salvation Army.	Society of Friends.	Spiritualists.	Swedenborgians.	Unitarians.	United Church of Canada.	Other Religions.	Non-religious Denominations.	Unspecified or Unknown.
Adventists	29	23	2																		1					1		1										1			
Anglicans	3045	5	1613	1	80	2				18	2	1	1	19			3		1		80	4	7		5	51	2	11		176		236	8				1	702	7	8	1
Apostolic bodies	4			1					1												1																	1			
Baptists	417	1	101		109	3					1			3	1		1			2	16		5	1		12		3	1	16		38						99		4	
Brethren, including United	21		2		4	8															1					1				1		1	1					2			
Christadelphians	7		2				5																																		
Christians	12		2					4													1					1				1								2		1	
Christian Missionary Alliance	6				1				3																			1										1			
Christian Scientists	48		15		1					9											1					2				4		1						14		1	
Churches of Christ (Disciples)	8		1								2										1									1								3			
Church of God	7		1									2										1																3			
Doukhobors	12												11				1																								
Eastern Orthodox Churches	94		13		1							1	1	41			1				2					4		1		4		10	1					14			
Evangelicals	12		2		1										2											1				1		1						4			
Gospel bodies	9		2													5										1												1			
Greek Catholic Churches	31		1		2									2			18									1						5						2			
Holiness Movement	1																													1											
International Bible Students	21				1														16							3												1			
Jewish	61		7		1												1			45	2											3						2			
Lutherans	566	4	110		22			1						3	2		2		2	1	164	4	3	1	1	27		5		37		54	1					118	1	2	1
Mennonites	88				2																	79		1						2		2						2			
Methodists	100		22		5	1		1		1				1			1				8		14			3		1		8		13						19	1	1	
Moravian Church	1																															1									
Mormons	27		6		1																1				3					1		4						11			
Non-denominational	1058	1	64		19				1	2				5		1	4			2	29	1	1		2	743		2		24		88		1				66	1	1	
Oriental religions	72		4					2									1									1	57			2		2						2		1	
Pentecostal Assemblies	87	1	9	1	8			1								1					1					2		50	1	3		1	2					6			
Plymouth Brethren	16		1																							1			9			1	1					3			
Presbyterians	959	1	222		48	2				3				5					4	1	33	2	3		2	18		2		357		63						190		3	
Reformed Churches (Christian)	3																											1			1							1			
Roman Catholics	1521	1	204	1	26	3				1				19	1		10			3	52	3	2		4	99	1	3		51	1	827	2				1	195	2	9	
Salvation Army	29	1	6		2																1									1			10					8			
Society of Friends	4		1		1																					1												1			
Spiritualists	1																																		1						
Swedenborgians	1																																					1			
Unitarians	4																													1		1						2			
United Church of Canada	3211	3	578	1	86	3		1		14	2			18	2		2		3	2	102	4	3	2	10	39	2	9		99		216	8					1993	4	4	1
Other religions	23		6		2																											2						4	9		
Non-religious denominations	133		18		3					2				1					1	1	3				1	5				4		23					1	16		54	
Unspecified or unknown	13		3					1																														2			7
Total brides	11762	41	3018	5	426	22	5	11	5	50	7	4	13	117	8	7	45		27	57	500	98	38	5	28	1017	62	90	11	795	2	1593	34	1	1		3	3492	25	89	10

TABLE 36.—MARRIAGES—BIRTHPLACES OF BRIDEGROOMS AND BRIDES, BRITISH COLUMBIA, 1946.

BIRTHPLACE OF BRIDEGROOM.	TOTAL BRIDEGROOMS.	BIRTHPLACE OF BRIDE.																																							
		CANADA.										BRITISH ISLES.					BRITISH POSS.		EUROPE.																ASIA.						
		Prince Edward Island.	Nova Scotia.	New Brunswick.	Quebec.	Ontario.	Manitoba.	Saskatchewan.	Alberta.	British Columbia.	Prov. Unspec.	England.	Ireland.	Scotland.	Wales.	Other.	Newfoundland.	Other.	Austria.	Belgium.	Czechoslovakia.	Denmark.	Finland.	France.	Germany.	Hungary.	Italy.	Netherlands.	Norway.	Poland.	Romania.	Russia (U.S.S.R.)	Sweden.	Yugoslavia.	Other.	China.	Japan.	Other.	United States.	Other American countries.	Other countries.	Unspecified.
Canada	8877	11	71	42	99	362	655	1678	1105	3814	9	326	31	131	22	3	10	19	7	3	15	7	11	3	8	4	14	4	24	50	7	24	11	9	5	4	3	....	267	6	2	1
Prince Edward Island	20	....	....	1	1	2	....	2	3	8	....	3	....	....	....	....	....	....	....	....	....	....	....	....	....	....	....	....	....	....	....	....	....	....	....	....	....	....	....	....	....	....
Nova Scotia	116	....	6	2	....	5	10	11	17	41	....	6	1	5	2	....	....	....	....	....	....	1	....	....	....	....	....	....	1	....	....	....	....	....	....	....	....	....	8	....	....	....
New Brunswick	70	....	2	3	....	3	7	9	10	16	....	8	....	1	....	....	....	1	....	....	....	....	....	....	....	....	....	....	....	....	1	....	....	....	....	....	....	....	9	....	....	....
Quebec	158	....	2	3	9	13	20	22	16	52	....	7	....	5	....	....	....	1	1	1	....	....	....	....	....	....	....	....	....	1	....	....	....	....	....	....	....	....	5	....	....	....
Ontario	728	1	4	6	9	66	68	114	64	263	1	52	4	16	1	2	2	1	....	1	2	1	1	1	....	....	....	....	3	3	....	1	2	....	....	....	....	....	39	....	....	....
Manitoba	805	1	4	3	11	36	120	142	99	287	....	35	4	12	2	....	....	1	2	....	....	....	....	....	1	....	1	....	4	6	....	2	2	1	....	....	....	....	29	....	....	....
Saskatchewan	1755	2	17	3	14	58	123	555	233	574	4	48	5	17	4	....	2	3	1	1	2	1	5	....	2	1	2	2	3	17	3	9	1	1	3	....	....	....	37	2	....	....
Alberta	1156	1	10	5	17	36	76	234	216	426	1	34	2	17	4	....	1	2	....	....	3	2	3	1	2	....	4	1	3	7	....	2	....	1	1	2	....	....	42	....	....	....
British Columbia	4057	6	26	16	38	143	231	588	446	2138	3	133	15	58	9	1	5	10	3	....	8	2	2	1	3	3	7	1	10	16	3	9	6	6	1	2	3	....	98	4	2	1
Province unspecified	12	....	....	....	....	....	....	1	1	9	....	....	....	....	....	....	....	....	....	....	....	....	....	....	....	....	....	....	....	....	....	1	....	....	....	....	....	....	....	....	....	....
British Isles	1253	2	7	12	11	74	82	138	121	399	2	210	14	66	12	1	3	8	....	2	3	1	....	3	1	1	....	1	3	2	....	6	6	....	1	2	2	....	56	1	....	....
England	779	2	3	10	7	50	63	82	65	229	1	157	9	34	6	1	2	4	....	2	....	1	....	1	1	....	....	1	2	2	....	4	5	....	1	2	....	....	31	1	....	....
Ireland	84	....	....	1	....	8	4	11	15	29	....	5	4	1	1	....	....	3	....	....	1	....	....	....	....	....	....	....	....	....	....	....	....	....	....	....	....	....	1	....	....	....
Scotland	326	....	4	1	3	14	11	40	35	115	1	37	1	30	3	....	1	1	....	....	2	....	....	2	....	1	....	....	1	....	....	2	1	....	....	....	2	....	18	....	....	....
Wales	57	....	....	....	1	1	3	4	6	26	....	9	....	1	2	....	....	....	....	....	....	....	....	....	....	....	....	....	....	....	....	....	....	....	....	....	....	....	4	....	....	....
Other	7	....	....	....	....	1	1	1	....	....	....	2	....	....	....	....	....	....	....	....	....	....	....	....	....	....	....	....	....	....	....	....	....	....	....	....	....	....	2	....	....	....
British Possessions	84	....	....	1	3	9	4	5	10	27	....	10	....	4	....	....	....	5	....	....	....	....	....	....	....	....	1	....	....	....	....	....	1	....	....	....	....	....	4	....	....	....
Newfoundland	17	....	....	....	2	1	....	2	2	5	....	1	....	1	....	....	....	2	....	....	....	....	....	....	....	....	....	....	....	....	....	....	....	....	....	....	....	....	1	....	....	....
Other	67	....	....	1	1	8	4	3	8	22	....	9	....	3	....	....	....	3	....	....	....	....	....	....	....	....	1	....	....	....	....	....	1	....	....	....	....	....	3	....	....	....
Europe	691	2	12	1	5	27	43	109	52	171	1	36	4	12	2	....	1	1	7	2	2	4	8	1	9	5	10	2	9	18	4	52	11	12	6	2	....	....	45	3	....	....
Austria	22	....	....	....	2	2	....	2	....	6	....	....	....	....	....	....	1	....	4	....	....	....	....	....	....	....	....	....	....	3	....	....	1	....	....	....	....	....	1	....	....	....
Belgium	6	....	1	....	....	....	....	1	....	3	....	1	....	....	....	....	....	....	....	....	....	....	....	....	....	....	....	....	....	....	....	....	....	....	....	....	....	....	....	....	....	....
Czechoslovakia	14	....	1	....	....	1	1	3	....	4	....	....	....	....	....	....	....	....	1	....	1	....	....	....	....	....	....	....	....	....	....	....	....	....	....	....	....	....	2	....	....	....
Denmark	41	1	....	....	....	3	2	3	1	10	....	6	1	1	....	....	....	....	....	....	....	3	....	1	1	....	....	2	....	....	....	1	1	....	....	....	....	....	4	....	....	....
Finland	24	....	1	....	....	1	1	3	5	3	....	1	....	....	1	....	....	....	....	....	....	....	4	....	....	....	....	....	....	1	....	....	....	....	....	....	....	....	3	....	....	....
France	11	....	1	....	1	1	....	1	1	....	....	....	....	1	....	....	....	....	....	....	....	....	....	....	....	....	....	....	....	....	....	....	....	....	....	....	....	....	4	1	....	....
Germany	45	....	....	....	....	2	2	10	3	18	....	4	....	....	1	....	....	....	....	....	....	....	....	....	3	....	....	....	....	....	....	....	1	....	....	....	....	....	....	....	1	....	....
Hungary	19	....	1	....	....	....	....	5	1	4	....	1	....	....	....	....	....	....	....	....	....	....	....	....	....	5	1	....	....	1	....	....	....	....	....	....	....	....	....	....	....	....
Italy	36	....	....	....	....	1	1	3	4	10	....	2	....	2	....	....	....	....	....	....	....	....	....	....	1	....	7	....	....	....	....	....	....	1	....	....	....	....	3	1	....	....
Netherlands	14	....	....	....	....	....	3	3	....	3	....	3	....	1	....	....	....	....	....	....	....	....	....	....	....	....	....	....	....	1	....	....	....	....	....	....	....	....	....	....	....	....
Norway	94	1	3	....	....	6	4	14	8	31	....	8	....	2	....	....	....	....	....	2	....	....	....	....	....	....	....	....	6	....	....	....	1	....	....	....	....	....	8	....	....	....
Poland	71	....	1	....	1	1	5	13	8	18	....	1	....	2	....	....	....	1	....	....	1	....	....	....	....	....	1	....	....	8	1	3	....	1	....	....	....	....	5	....	....	....
Romania	23	....	....	....	....	1	2	2	1	8	....	1	1	....	....	....	....	....	....	....	....	....	....	....	....	....	....	....	1	1	1	2	....	....	....	....	....	....	2	....	....	....
Russia (U.S.S.R.)	134	....	2	....	....	5	15	22	8	18	....	2	....	1	....	....	....	....	....	....	....	....	....	....	4	....	1	....	....	3	1	44	....	....	1	2	....	....	5	....	....	....
Sweden	75	....	....	....	....	1	4	18	4	22	1	4	2	1	....	....	....	....	....	....	....	1	2	....	....	....	....	....	2	....	....	1	8	....	....	....	....	....	4	....	....	....
Yugoslavia	32	....	1	....	....	....	1	3	4	7	....	1	....	1	....	....	....	....	1	....	....	....	1	....	....	....	....	....	....	....	1	....	....	10	....	....	....	....	1	....	....	....
Other	30	....	....	1	1	2	2	3	4	6	....	1	....	....	....	....	....	....	1	....	....	....	1	....	....	....	....	....	....	....	....	....	....	....	5	....	....	....	3	....	....	....
Asia	38	....	....	....	1	....	2	....	....	31	....	....	....	....	....	....	....	....	....	....	1	....	....	....	....	....	....	....	....	....	....	....	....	....	....	1	2	....	....	....	....	....
China	20	....	....	....	1	....	1	....	....	16	....	....	....	....	....	....	....	....	....	....	1	....	....	....	....	....	....	....	....	....	....	....	....	....	....	1	....	....	....	....	....	....
Japan	17	....	....	....	....	....	....	....	....	15	....	....	....	....	....	....	....	....	....	....	....	....	....	....	....	....	....	....	....	....	....	....	....	....	....	....	2	....	....	....	....	....
Other	1	....	....	....	....	....	1	....	....	....	....	....	....	....	....	....	....	....	....	....	....	....	....	....	....	....	....	....	....	....	....	....	....	....	....	....	....	....	....	....	....	....
United States	804	1	1	4	7	36	56	135	119	280	1	30	4	11	3	1	3	12	....	....	1	....	1	....	3	....	1	....	4	4	3	4	1	2	2	1	1	....	72	....	....	....
Other American countries	11	....	....	....	....	....	....	....	1	4	....	1	....	....	....	....	....	....	....	....	....	....	....	....	....	....	....	....	....	....	1	1	....	....	....	....	....	....	3	....	....	....
Other countries	3	....	....	....	....	....	....	1	....	1	....	1	....	....	....	....	....	....	....	....	....	....	....	....	....	....	....	....	....	....	....	....	....	....	....	....	....	....	....	....	....	....
Unspecified	1	....	....	....	....	....	....	....	....	1	....	....	....	....	....	....	....	....	....	....	....	....	....	....	....	....	....	....	....	....	....	....	....	....	....	....	....	....	....	....	....	....
Total brides	11,762	16	91	60	126	508	842	2066	1408	4728	13	614	53	224	39	5	17	45	14	7	22	12	20	7	21	10	26	7	40	74	15	87	30	23	14	10	8	....	447	10	2	1

TABLE 37.—BIRTHS OF INDIANS (EXCLUSIVE OF STILL-BIRTHS) BY MONTHS AND BY PLACE OF RESIDENCE OF MOTHERS, BRITISH COLUMBIA, 1946.

PROVINCE.	TOTAL.	MONTHS.											
		Jan.	Feb.	March.	April.	May.	June.	July.	Aug.	Sept.	Oct.		Dec.
British Columbia	1,313	129	104	130	78	99	111	108	133	108	104	106	103

TABLE 38.—LEGITIMATE AND ILLEGITIMATE BIRTHS OF INDIANS (EXCLUSIVE OF STILL-BIRTHS) BY PLACE OF RESIDENCE OF MOTHERS, BRITISH COLUMBIA, 1946.

PROVINCE.	TOTAL BIRTHS.			LEGITIMATE.			ILLEGITIMATE.		
	Total.	M.	F.	Total.	M.	F.	Total.	M.	F.
British Columbia	1,313	696	617	1,009	531	478	304	165	139

TABLE 39.—BIRTHS OF INDIANS (EXCLUSIVE OF STILL-BIRTHS) CLASSIFIED ACCORDING TO AGES OF PARENTS, BY PLACE OF RESIDENCE OF MOTHERS, BRITISH COLUMBIA, 1946.

AGE OF FATHER.	TOTAL.	AGE OF MOTHER.																																							
		12	13	14	15	16	17	18	19	20	21	22	23	24	25	26	27	28	29	30	31	32	33	34	35	36	37	38	39	40	41	42	43	44	45	46	47	48	49	50 and over.	Not stated.
Under 16 years																																									
16 years																																									
17 ,,	2					1				1																															
18 ,,	5					2		2	1																																
19 ,,	12					1		4	1	1	1	2	2																												
20 ,,	12					1	1		3	1	1	1	2		1	1																									
21 ,,	28					1	4	6	7	2	1		2	1	1	2		1																							
22 ,,	28					2	2	2	7	4	4	2	2		1	1							1																		
23 ,,	38					2	3	4	4	2	7	5	2	3	2	2		1				1																			
24 ,,	46						3	4	5	5	4	6	6	8	1	2			1				1																		
25 ,,	47						5	1	1	3	5	6	5	11	6	1		1					1				1														
26 ,,	47						1	2	5	8	1	6	5	4	7	5	2								1																
27 ,,	48						1	2	2	3	2	7	6	9	10	1	1	1		1		2																			
28 ,,	39					1	1	3	1	3	4	4	1	5	5	2	3	2	1			1	1	1																	
29 ,,	36								1	2	4	3	2		5	4	6	4	2	1				1	1																	
30 ,,	46						1	1	1	2	2	1	3	6	3	5	2	7	5	2	4							1													
31 ,,	42				1			1	3	1		2	3	2	5	6	1	5	5	3	1	2		1																	
32 ,,	32						1	1		1		2	1	1	3	5	3	2	1	2	3	1	1		1	1	1	1													
33 ,,	32									2		1	2	1	4	2	5	3	2	1	3	2	4																		
34 ,,	38							1		3	1	2	2		2	4	1	1	2	2	3	4	3	4	3																
35 ,,	33							2				1	1	1	3	4	2	3	4	2	5	1	2	1				1													
36 ,,	45								2	3	2	1	2	2	3	4	2	3		4	2	2		3	5	3	1	1													
37 ,,	26										2	1				3	1	1	1	3	2	1	3	1	2	2	1		1						1						
38 ,,	38							1	2	1		1	1		2	3		2	2	1		4	3	1	3	4	3	2	1	1											
39 ,,	39							1			1			1	2	2	1	3	1		2	2	2	2	2	3	2	7	4		1										
40 ,,	24										2						4		1			4		1	1	3	2	1		2	1	2									
41 ,,	22					1			1		1				1		3	1		1	2		2	1	3			1	1	2	1										
42 ,,	23								1		1			1	1	1		2	2			2	2	2	1	1	2	1			1				2						
43 ,,	13											1		1	1	1	1	1			1	1					1	1		2		1									
44 ,,	21											2					1		1	1		1		1	3		2	4	2		1	1	1								
45 ,,	21									1		2	1				2			1				2		5	1	2		2		2									
46 ,,	26												1				2			1	1	3	1	1	1	2	2	2			1	2	2	2	2						
47 ,,	10						1				1						1				1						2			1			1		1	1					
48 ,,	14												1									2	1					2	1	1	1	2	1			2					
49 ,,	12													1	1							1	1			1	1		2	2	1		1								
50 ,,	17																2			2				1	1	1		2		1	2	3	1				1				
51 ,,	8													1									1							1	1	1	2		1						
52 ,,	8										1														1		2			1		3									
53 ,,	5													2								1													1	1					
54 ,,	3																												1				1		1						
55 ,,	2															1											1														
56 ,,	2																					1											1								
57 ,,	4																											1		1			1								1
58 ,,																																									
59 ,,	1																		1																						
60 ,,	1																																						1		
61 ,,																																									
62 ,,	5																									1				2	2										
63 ,,	1												1																												
64 ,,	1																																			1					
65 and over	4															1									1	1														1	
Not stated	2																		1																						1
Children born to—																																									
Married mothers	1,009				1	12	24	38	48	49	48	59	54	61	70	63	46	44	33	28	30	39	30	24	30	28	25	30	13	19	13	17	12	2	9	5	1		1	2	1
Unmarried mothers	304		1	2	10	9	24	19	31	32	25	18	11	14	10	14	9	8	6	6	6	9	3	6	4	6	6	4	2	2		2	2		1	1				1	
All mothers	1,313		1	2	11	21	48	57	79	81	73	77	65	75	80	77	55	52	39	34	36	48	33	30	34	34	31	34	15	21	13	19	14	2	10	6	1		1	3	1

TABLE 40.—DEATHS OF INDIAN CHILDREN UNDER ONE YEAR (EXCLUSIVE OF STILL-BIRTHS) BY MONTHS AND BY PLACE OF RESIDENCE, BRITISH COLUMBIA, 1946.

PROVINCE.	TOTAL.	MONTHS.											
		Jan.	Feb.	March.	April.	May.	June.	July.	Aug.	Sept.	Oct.	Nov.	Dec.
British Columbia	221	15	18	18	21	14	20	23	9	19	22	24	18

TABLE 41.—DEATHS OF INDIAN CHILDREN UNDER ONE YEAR (EXCLUSIVE OF STILL-BIRTHS) BY AGE AT DEATH AND BY PLACE OF RESIDENCE, BRITISH COLUMBIA, 1946.

AGES.		No.
All infants	Total	221
,,	M.	121
,,	F.	100
Under 1 day	Total	19
,,	M.	12
,,	F.	7
1 day	Total	2
,,	M.	2
,,	F.	.....
2 days	Total	7
,,	M.	4
,,	F.	3
3 days	Total	1
,,	M.	.....
,,	F.	1
4 days	Total	6
,,	M.	4
,,	F.	2
5 days	Total	4
,,	M.	1
,,	F.	3
6 days	Total	2
,,	M.	1
,,	F.	1
Under 1 week	Total	41
,,	M.	24
,,	F.	17
1 week and under 2 weeks	Total	10
,,	M.	4
,,	F.	6
2 weeks and under 3 weeks	Total	9
,,	M.	4
,,	F.	5
3 weeks and under 1 month	Total	2
,,	M.	2
,,	F.	.....

AGES.		No.
Under 1 month	Total	62
,,	M.	34
,,	F.	28
1 month and under 2 months	Total	9
,,	M.	4
,,	F.	5
2 months and under 3 months	Total	22
,,	M.	15
,,	F.	7
3 months and under 4 months	Total	21
,,	M.	13
,,	F.	8
4 months and under 5 months	Total	23
,,	M.	11
,,	F.	12
5 months and under 6 months	Total	20
,,	M.	8
,,	F.	12
6 months and under 7 months	Total	19
,,	M.	7
,,	F.	12
7 months and under 8 months	Total	12
,,	M.	9
,,	F.	3
8 months and under 9 months	Total	8
,,	M.	4
,,	F.	4
9 months and under 10 months	Total	9
,,	M.	7
,,	F.	2
10 months and under 11 months	Total	11
,,	M.	6
,,	F.	5
11 months and under 12 months	Total	5
,,	M.	3
,,	F.	2

TABLE 42.—DEATHS OF INDIAN CHILDREN UNDER ONE YEAR (EXCLUSIVE OF STILL-BIRTHS) FROM CERTAIN SPECIFIED CAUSES, BY SEX AND BY PLACE OF RESIDENCE, BRITISH COLUMBIA, 1946.

Int. List No.	CAUSES OF DEATH.	Total	M.	F.
	All causes	221	121	100
9	Whooping-cough	2	....	2
13	Tuberculosis of the respiratory system	2	2	....
14–22	Tuberculosis, other forms	4	2	2
27	Dysentery	1	....	1
30	Syphilis	3	2	1
33	Influenza	11	8	3
35	Measles	1	....	1
64	Diseases of the thymus gland	3	3	....
81	Meningitis (non-meningococcal)	2	1	1
86	Convulsions	6	4	2
106	Bronchitis	2	1	1
107	Bronchopneumonia	35	20	15
108, 109	Pneumonia	37	19	18
119	Diarrhœa and enteritis	19	10	9
130	Acute nephritis	1	1	....
157	Congenital malformations	7	4	3
	(a) Congenital hydrocephalus	1	1	....
	(d) Congenital malformations of the heart	2	1	1
	(b, c, e) Others under this title	4	2	2
158	Congenital debility	9	5	4
159	Premature birth	27	14	13
160	Injury at birth	4	2	2
161	Other diseases peculiar to the first year of life	7	5	2
169–195, 197	Other violent deaths	3	2	1
	Other specified causes	9	2	7
199, 200	Ill-defined and unknown causes of death	26	14	12

TABLE 43.—TOTAL DEATHS OF INDIANS (EXCLUSIVE OF STILL-BIRTHS) BY MONTHS AND BY PLACE OF RESIDENCE, BRITISH COLUMBIA, 1946.

PROVINCE.	TOTAL.	MONTHS.											
		Jan.	Feb.	March.	April.	May.	June.	July.	Aug.	Sept.	Oct.	Nov.	Dec.
British Columbia	722	58	71	66	58	65	56	64	39	58	59	72	56

TABLE 44.—DEATHS OF INDIANS (EXCLUSIVE OF STILL-BIRTHS) BY SINGLE YEARS OF AGE AND AGE-GROUPS, BY PLACE OF RESIDENCE, BRITISH COLUMBIA, 1946.

AGES.	Total.	M.	F.
All ages	722	349	373
Under 1 year	221	121	100
1 year	23	10	13
2 years	11	8	3
3 ,,	9	4	5
4 ,,	9	2	7
Total under 5 years	273	145	128
5 years	8	3	5
6 ,,	9	4	5
7 ,,	6	2	4
8 ,,	9	5	4
9 ,,	7	2	5
Total 5–9 years	39	16	23
10 years	4	2	2
11 ,,	7	4	3
12 ,,	3	2	1
13 ,,	3	1	2
14 ,,	14	4	10
Total 10–14 years	31	13	18
15 years	11	7	4
16 ,,	12	5	7
17 ,,	4	2	2
18 ,,	8	3	5
19 ,,	8	4	4
Total 15–19 years	43	21	22
20 years	11	2	9
21 ,,	11	3	8
22 ,,	8	3	5
23 ,,	6	1	5
24 ,,	4	2	2
Total 20–24 years	40	11	29
25 years	5	1	4
26 ,,	4	3	1
27 ,,	4	1	3
28 ,,	1	.....	1
29 ,,	5	2	3
Total 25–29 years	19	7	12
30 years	5	1	4
31 ,,	8	3	5
32 ,,	2	2	.....
33 ,,	3	2	1
34 ,,	3	.....	3
Total 30–34 years	21	8	13
35 years	2	.....	2
36 ,,	9	2	7
37 ,,	5	2	3
38 ,,	4	2	2
39 ,,	2	1	1
Total 35–39 years	22	7	15
40 years	10	3	7
41 ,,	2	2	.....
42 ,,	4	4	.....
43 ,,	5	3	2
44 ,,	8	3	5
Total 40–44 years	29	15	14
45 years	6	3	3
46 ,,	6	4	2
47 ,,	1	.....	1
48 ,,	2	1	1
49 ,,	3	1	2
Total 45–49 years	18	9	9
50 years	6	3	3
51 ,,	.....	.....	.....
52 ,,	.....	.....	.....
53 ,,	2	1	1
54 ,,	1	1	.....
Total 50–54 years	9	5	4
55 years	3	1	2
56 ,,	3	2	1
57 ,,	2	2	.....
58 ,,	3	1	2
59 ,,	4	2	2
Total 55–59 years	15	8	7
60 years	2	.....	2
61 ,,	2	2	.....
62 ,,	4	2	2
63 ,,	3	1	2
64 ,,	2	1	1
Total 60–64 years	13	6	7
65 years	7	5	2
66 ,,	5	3	2
67 ,,	2	.....	2
68 ,,	9	3	6
69 ,,	5	2	3
Total 65–69 years	28	13	15
70 years	14	9	5
71 ,,	9	6	3
72 ,,	4	2	2
73 ,,	3	1	2
74 ,,	10	4	6
Total 70–74 years	40	22	18
75 years	12	9	3
76 ,,	8	4	4
77 ,,	7	6	1
78 ,,	2	2	.....
79 ,,	2	1	1
Total 75–79 years	31	22	9
80 years	6	4	2
81 ,,	4	2	2
82 ,,	3	2	1
83 ,,	2	1	1
84 ,,	6	2	4
Total 80–84 years	21	11	10
85 years	1	.....	1
86 ,,	.....	.....	.....
87 ,,	2	.....	2
88 ,,	4	1	3
89 ,,	2	.....	2
Total 85–89 years	9	1	8
90 years	6	4	2
91 ,,	.....	.....	.....
92 ,,	1	.....	1
93 ,,	.....	.....	.....
94 ,,	2	1	1
Total 90–94 years	9	5	4
95 years	3	1	2
96 ,,	2	.....	2
97 ,,	.....	.....	.....
98 ,,	1	.....	1
99 ,,	.....	.....	.....
Total 95–99 years	6	1	5
100 years and over	6	3	3
Not stated	.....	.....	.....

TABLE 45.—CAUSES OF DEATH OF INDIANS BY SEX, AGE, AND PLACE OF RESIDENCE, BRITISH COLUMBIA, 1946.

Int. List No.	CAUSES OF DEATH.	TOTAL.	AGES. Under 1 Year.	1 Year.	2 Years.	3 Years.	4 Years.	5–9 Yrs.	10–14 Yrs.	15–19 Yrs.	20–24 Yrs.	25–29 Yrs.	30–34 Yrs.	35–39 Yrs.	40–44 Yrs.	45–49 Yrs.	50–54 Yrs.	55–59 Yrs.	60–64 Yrs.	65–69 Yrs.	70–74 Yrs.	75–79 Yrs.	80–84 Yrs.	85–89 Yrs.	90–94 Yrs.	95–99 Yrs.	100 Yrs. and over.	Not stated.
	Deaths, all causes.....Total	722	221	23	11	9	9	39	31	43	40	19	21	22	29	18	9	15	13	28	40	31	21	9	9	6	6	
	,, ...M.	349	121	10	8	4	2	16	13	21	11	7	8	7	15	9	5	8	6	13	22	22	11	1	5	1	3	
	,, ...F.	373	100	13	3	5	7	23	18	22	29	12	13	15	14	9	4	7	7	15	18	9	10	8	4	5	3	
	Class I. Infectious and parasitic diseases.....Total	258	26	10	8	5	7	26	25	33	29	11	9	13	17	6	3	3	5	4	11	3	2	1	1			
	,, ...M.	114	15	5	6	3	2	9	9	16	9	3	1	3	10	2	2	3	3	1	7	3	1		1			
	,, ...F.	144	11	5	2	2	5	17	16	17	20	8	8	10	7	4	1		2	3	4		1	1				
1	Typhoid fever .....M.	1										1																
9	Whooping-cough .....F.	5	2		2			1																				
10	Diphtheria .....F.	1						1																				
13–	Tuberculosis .....M.	91	4	2	6	1	2	8	9	16	9	2	1	3	9	2	2	3	3	1	5	2	1					
22	,, ...F.	116	2	2		2	4	13	16	17	20	8	8	10	5	3	1		1	2	2							
13	Tuberculosis of the respiratory system.....M.	72	2	1	3			3	7	15	9	2	1	3	8	2	2	2	3	1	5	2	1					
	,, ...F.	97		2		2	1	11	13	13	18	8	8	9	4	3	1		1	2	1							
	(b) Without mention of occupational diseases of lungs .....M.	54		1	2			1	6	11	9	2	1	2	6	2		1	2	1	5	1	1					
	Ditto .....F.	72					1	9	8	13	15	5	5	6	3	2	1		1	2	1							
	(c) Unspecified site .....M.	17	2		1			2	1	4				1	1		2	1	1			1						
	,, ...F.	25		2		2		2	5		3	3	3	3	1	1												
	(d) With mention of dementia præcox.....M.	1													1													
14	Tuberculosis of the meninges and central nervous system .....M.	10	1	1	2	1		2	2									1										
	Ditto .....F.	11	1				3	2	2	2	1																	
15	Tuberculosis of the intestines and peritoneum.....M.	4			1		1	1							1													
	,, ...F.	1									1																	
16	Tuberculosis of the vertebral column.....M.	1						1																				
	,, ...F.	2												1	1													
17	Tuberculosis of other bones and joints.....F.	1								1																		
	(a) Bones .....F.	1								1																		
19	Tuberculosis of the lymphatic system (bronchial, mesenteric, mediastinal, and retroperitoneal glands excepted) .....M.	1	1																									
21	Tuberculosis of other organs.....F.	1																			1							
22	Disseminated tuberculosis .....M.	3					1	1		1																		
	,, ...F.	3	1						1	1																		
	(a) Acute generalized miliary.....M.	1					1																					
	,, ...F.	2							1	1																		
	(b) Other and unspecified generalized.....M.	2						1		1																		
	,, ...F.	1	1																									
25	Gonococcus infection .....F.	1	1																									
27	Dysentery .....M.	2		1		1																						
	,, ...F.	2	1																		1							
30	Syphilis .....M.	6	2	1											1						1	1						
	,, ...F.	3	1													1			1									
	(b) General paralysis of the insane.....M.	1																			1							
	(c) Other syphilis of the central nervous system.....M.	1													1													
	(d) Others under this title.....M.	4	2	1																		1						
	,, ...F.	3	1													1			1									

32	Other diseases due to spirochætes	M.	1																					1			
33	Influenza	M.	12	8	1		1		1												1						
	,,	F.	13	3	2				2							2				1	1		1	1			
	(a) With respiratory complications	M.	1																		1						
	,,	F.	3	1												2											
	(b) Without respiratory complications	M.	11	8	1		1		1																		
	,,	F.	10	2	2				2											1	1		1	1			
35	Measles	F.	1	1																							
38	Other diseases due to filterable viruses	M.	1	1																							
	,,	F.	1		1																						
	(c) Chicken-pox	M.	1	1																							
	,,	F.	1		1																						
44	Other infectious and parasitic diseases	F.	1					1																			
	(b) Lymphogranulomatosis (Hodgkin's disease)	F.	1					1																			
	Class II. Cancer and other tumours	Total	18						1				2	1			1	2	2		4	3		1	1		
	,,	M.	9						1					1					1		2	3			1		
	,,	F.	9										2				1	2	1		2			1			
45–55	*Cancer and other malignant tumours*	M.	9						1					1					1		2	3			1		
	,,	F.	9										2				1	2	1		2			1			
45	Cancer of the buccal cavity and pharynx	M.	1																			1					
46	Cancer of the digestive organs and peritoneum	M.	5																1		1	2			1		
	,,	F.	3															1			1			1			
	(b) Stomach	M.	3																1		1	1					
	,,	F.	1															1									
	(d) Rectum and anus	M.	1																			1					
	(e) Intestines	M.	1																						1		
	(f) Liver and biliary passages	F.	2																		1			1			
47	Cancer of the respiratory system	M.	1											1													
	(c) Mediastinum and other sites	M.	1											1													
48	Cancer of the uterus	F.	1																1								
	(a) Cervix	F.	1																1								
49	Cancer of other female organs	F.	1										1														
50	Cancer of the breast	F.	4										1				1	1			1						
54	Cancer of the brain	M.	1						1																		
55	Cancer of other and unspecified organs	M.	1																		1						
	Class III. Rheumatism, diseases of nutrition and of the endocrine glands, other general and vitamin deficiency diseases	Total	7	3						1	1												1			1	
	Ditto	M.	4	3							1																
	,,	F.	3							1													1			1	
58	*Acute rheumatic fever*	M.	1								1																
	,,	F.	1							1																	
	(a) Acute rheumatic heart conditions	F.	1							1																	
	(b) Others under this title	M.	1								1																
59	Chronic rheumatism and other rheumatic diseases	F.	2																				1			1	
64	Diseases of the thymus gland	M.	3	3																							
	Class IV. Diseases of the blood and blood-forming organs	Total	1													1											
	Ditto	M.	1													1											
72	Hæmorrhagic conditions	M.	1													1											
	(a) Primary purpura	M.	1													1											

TABLE 45.—CAUSES OF DEATH OF INDIANS BY SEX, AGE, AND PLACE OF RESIDENCE, BRITISH COLUMBIA, 1946
—Continued.

Int. List No.	CAUSES OF DEATH.	TOTAL.	AGES. Under 1 Year.	1 Year.	2 Years.	3 Years.	4 Years.	5–9 Yrs.	10–14 Yrs.	15–19 Yrs.	20–24 Yrs.	25–29 Yrs.	30–34 Yrs.	35–39 Yrs.	40–44 Yrs.	45–49 Yrs.	50–54 Yrs.	55–59 Yrs.	60–64 Yrs.	65–69 Yrs.	70–74 Yrs.	75–79 Yrs.	80–84 Yrs.	85–89 Yrs.	90–94 Yrs.	95–99 Yrs.	100 Yrs. and over.	Not stated.
	Class V. Chronic poisoning and intoxication ....Total	4									2							1			1							
	,, ...M.	2																1			1							
	,, ...F.	2									2																	
77	Alcoholism ....M.	2																1			1							
	,, ...F.	2									2																	
	(a) Acute alcoholism ....F.	1									1																	
	(c) Others under this title ....M.	2																1			1							
	,, ...F.	1									1																	
	Class VI. Diseases of the nervous system and sense organs ....Total	34	9		1			1		1		1		1		2	1	1		2	6	4	1		1		2	
	Ditto ....M.	20	5		1									1			1	1		2	4	3	1				1	
	,, ...F.	14	4					1		1		1				2					2	1			1		1	
80	Encephalitis (non-epidemic) ....F.	1	1																									
	(b) Others under this title ....F.	1	1																									
81	Meningitis (non-meningococcal) ....M.	3	1		1									1														
	,, ...F.	3	1					1				1																
	(a) Simple meningitis ....M.	3	1		1									1														
	,, ...F.	3	1					1				1																
82	Diseases of the medulla and spinal cord ....F.	1														1												
83	Intracranial lesions of vascular origin ....M.	13															1	1		2	4	3	1				1	
	,, ...F.	6								1						1					1	1			1		1	
	(a) Cerebral hæmorrhage or effusion ....M.	8																		2	4	1	1					
	,, ...F.	3								1						1						1						
	(b) Cerebral embolism and thrombosis ....M.	1																1										
	(e) With mention of arteriosclerosis ....M.	4															1					2					1	
	,, ...F.	3																			1				1		1	
86	Convulsions (under 5 years of age) ....M.	4	4																									
	,, ...F.	2	2																									
87	Other diseases of the nervous system ....F.	1																			1							
	(d) Disseminated sclerosis ....F.	1																			1							
	Class VII. Diseases of the circulatory system ....Total	43						1		2	3	2			2	2	1	1	2	11	5	7	2	1		1		
	,, ...M.	22								2	1	1				1			1	6	3	5	2					
	,, ...F.	21						1			2	1			2	1	1	1	1	5	2	2		1		1		
90–95	Diseases of the heart ....M.	19								2	1					1			1	6	3	3	2					
	,, ...F.	21						1			2	1			2	1	1	1	1	5	2	2		1		1		
91	Acute endocarditis (non-rheumatic) ....F.	1									1																	
	(b) Other acute or subacute endocarditis ....F.	1									1																	
92	Chronic affections of the valves and endocardium ....M.	3									1										1		1					
	,, ...F.	4									1									2		1						
	(a) Specified valvular diseases (rheumatic) ....M.	1									1																	
	,, ...F.	2									1									1								

	(b) Other specified valvular diseases (non-rheumatic) M.	2																	1		1						
	Ditto F.	2																1		1							
93	Diseases of the myocardium M.	11							2					1				3	1	3	1						
	,, F.	6														1		1	1	1		1		1			
	(c) Chronic myocarditis and myocardial degeneration (rheumatic) M.	1							1																		
	(d) Chronic myocarditis (non-rheumatic) M.	8							1									3	1	2	1						
	,, F.	5														1			1	1		1		1			
	(e) Other myocarditis (not specified) M.	2												1						1							
	,, F.	1																1									
94	Diseases of the coronary arteries and angina pectoris M.	2																2									
	,, F.	3											1	1					1								
	(a) Diseases of the coronary arteries M.	2																2									
	,, F.	3											1	1					1								
95	Other diseases of the heart M.	3															1	1	1								
	,, F.	7					1				1		1		1		1	2									
	(b) Other diseases of the heart (rheumatic) M.	1																	1								
	,, F.	3					1								1		1										
	(c) Other diseases of the heart (non-rheumatic) M.	2															1	1									
	,, F.	4									1		1					2									
96	Aneurism (heart and aorta excepted) M.	1									1																
97	Arteriosclerosis (coronary or renal sclerosis or cerebral hæmorrhage excepted) M.	2																		2							
	Class VIII. Diseases of the respiratory system Total	110	78	6	1	2	1	2	1	1				1		3		2	4	4	1	1		2			
	,, M.	53	41	3		1		1	1					1		1			1	1	1			1			
	,, F.	57	37	3	1	1	1	1		1						2		2	3	3		1		1			
104	Diseases of the nasal fossæ and accessory sinuses M.	2	1																					1			
	,, F.	3	3																								
106	Bronchitis M.	1	1																								
	,, F.	1	1																								
	(a) Acute F.	1	1																								
	(c) Unspecified M.	1	1																								
107	Bronchopneumonia M.	23	20													1			1		1						
	,, F.	24	15	2	1		1	1								1		1	1			1					
108	Lobar pneumonia M.	6	5	1																							
	,, F.	12	5	1						1						1		1	1	2							
109	Pneumonia (unspecified) M.	21	14	2		1		1	1					1						1							
	,, F.	17	13			1													1	1				1			
	Class IX. Diseases of the digestive system Total	43	20	2		1		3	1		3	1	2		1	3		1	1	3				1			
	,, M.	21	10					3	1			1	2		1	2				1							
	,, F.	22	10	2		1					3					1		1	1	2				1			
115	Diseases of the buccal cavity and annexa, and of the pharynx and tonsils M.	2						1					1														
	Ditto F.	1									1																
	(a) Diseases of the teeth and gums M.	1											1														
	(c) Diseases of the pharynx and tonsils M.	1						1																			
	,, F.	1									1																
117	Ulcer of the stomach or duodenum M.	1												1													
	(a) Stomach M.	1												1													
119	Diarrhœa and enteritis (under 2 years of age) M.	10	10																								
	,, F.	11	9	2																							
	(a) Diarrhœa and enteritis M.	10	10																								
	,, F.	11	9	2																							

TABLE 45.—CAUSES OF DEATH OF INDIANS BY SEX, AGE, AND PLACE OF RESIDENCE, BRITISH COLUMBIA, 1946
—Continued.

Int. List No.	CAUSES OF DEATH.	TOTAL.	AGES. Under 1 Year.	1 Year.	2 Years.	3 Years.	4 Years.	5–9 Yrs.	10–14 Yrs.	15–19 Yrs.	20–24 Yrs.	25–29 Yrs.	30–34 Yrs.	35–39 Yrs.	40–44 Yrs.	45–49 Yrs.	50–54 Yrs.	55–59 Yrs.	60–64 Yrs.	65–69 Yrs.	70–74 Yrs.	75–79 Yrs.	80–84 Yrs.	85–89 Yrs.	90–94 Yrs.	95–99 Yrs.	100 Yrs. and over.	Not stated.
120	Diarrhœa and enteritis (2 years of age and over) ..... M.	2						2																				
	" ..... F.	2				1														1								
	(a) Diarrhœa and enteritis ..... M.	2						2																				
	" ..... F.	2				1														1								
121	Appendicitis ..... M.	3							1			1	1															
	" ..... F.	3									2								1									
122	Hernia, intestinal obstruction ..... M.	1														1												
	" ..... F.	2														1				1								
	(a) Hernia ..... F.	2														1				1								
	(b) Intestinal obstruction ..... M.	1														1												
123	Other diseases of the intestines ..... F.	1	1																									
124	Cirrhosis of the liver ..... M.	1																		1								
	" ..... F.	1																						1				
	(b) Without mention of alcoholism ..... M.	1																		1								
	" ..... F.	1																						1				
127	Other diseases of the gall-bladder and bile-ducts ..... F.	1																1										
129	Peritonitis without stated cause ..... M.	1													1													
	Class X. Diseases of the urinary and genital systems..Total	10	1					1					1			1			1		1	3			1			
	" ..... M.	8	1										1			1					1	3			1			
	" ..... F.	2						1											1									
130	Acute nephritis ..... M.	1	1																									
131	Chronic nephritis ..... M.	2														1					1							
	" ..... F.	1						1																				
132	Nephritis unspecified (over 10 years of age) ..... M.	2											1												1			
134	Calculi of the urinary passages ..... F.	1																	1									
137	Diseases of the prostate ..... M.	3																				3						
	Class XI. Diseases of pregnancy, childbirth, and the puerperal state ..... Total	7								2		1	1	3														
146	Hæmorrhage of childbirth and the puerperium ..... F.	2										1		1														
	(c) Others under this title ..... F.	2										1		1														
147	Infection during childbirth and the puerperium ..... F.	1								1																		
	(d) Puerperal embolism and sudden death ..... F.	1								1																		
148	Puerperal toxæmias—following delivery ..... F.	1												1														
	(a) Puerperal eclampsia ..... F.	1												1														
150	Other and unspecified conditions of childbirth and the puerperal state ..... F.	3								1			1	1														
	(c) Others under this title ..... F.	3								1			1	1														
	Class XII. Diseases of the skin and cellular tissue ..... Total	1	1																									
	" ..... F.	1	1																									
151	Carbuncle and furuncle ..... F.	1	1																									

	Class XIV. Congenital malformations ....Total	7	7																									
	,, ...M.	4	4																									
	,, ...F.	3	3																									
157	Congenital malformations ....M.	4	4																									
	,, ...F.	3	3																									
	(a) Congenital hydrocephalus ....M.	1	1																									
	(d) Congenital malformations of the heart ....M.	1	1																									
	,, ...F.	1	1																									
	(e) Others under this title ....M.	2	2																									
	,, ...F.	2	2																									
	Class XV. Diseases peculiar to the first year of life ....Total	47	47																									
	,, ...M.	26	26																									
	,, ...F.	21	21																									
158	Congenital debility ....M.	5	5																									
	,, ...F.	4	4																									
159	Premature birth ....M.	14	14																									
	,, ...F.	13	13																									
160	Injury at birth ....M.	2	2																									
	,, ...F.	2	2																									
	(a) Intracranial or spinal hæmorrhage ....F.	1	1																									
	(b) Other intracranial or spinal injuries ....M.	1	1																									
	(c) Others under this title ....M.	1	1																									
	,, ...F.	1	1																									
161	Other diseases peculiar to the first year of life ....M.	5	5																									
	,, ...F.	2	2																									
	(a) Asphyxia (unspecified), atelectasis ....M.	2	2																									
	(b) Infection of the umbilicus, pemphigus, and other infections ....M.	1	1																									
	(c) Other specified diseases peculiar to the first year of life ....M.	2	2																									
	Ditto ....F.	2	2																									
	Class XVI. Senility ....Total	37																	1	4	5	5	9	4	4	2	3	
	,, ...M.	13																		1	2	2	4	1	2		1	
	,, ...F.	24																	1	3	3	3	5	3	2	2	2	
162	Senility ....M.	13																		1	2	2	4	1	2		1	
	,, ...F.	24																	1	3	3	3	5	3	2	2	2	
	(a) With dementia ....M.	1																		1								
	(b) Without dementia ....M.	12																			2	2	4	1	2		1	
	,, ...F.	24																	1	3	3	3	5	3	2	2	2	
	Class XVII. Violent or accidental deaths ....Total	52	3	3	1		1	3	3	2	2	3	5	4	6	2	3	1		1	2	1	5		1			
	,, ...M.	30	2	1	1			1	3	1	1	2	4	2	3	1	2	1		1	1	1	2					
	,, ...F.	22	1	2			1	2		1	1	1	1	2	3	1	1				1		3		1			
163,	Suicides ....M.	3								1			2															
164	,, ...F.	2									1	1																
164	Suicide by other means ....M.	3								1			2															
	,, ...F.	2									1	1																
	(a) By hanging or strangulation ....F.	1									1																	
	(b) By drowning ....M.	1											1															
	(c) By firearms or explosives ....M.	2								1			1															
	(e) By jumping from high places ....F.	1										1																
166–	Homicides ....F.	2						1		1																		
168	Homicide by other or unspecified means ....F.	2						1		1																		

TABLE 45.—CAUSES OF DEATH OF INDIANS BY SEX, AGE, AND PLACE OF RESIDENCE, BRITISH COLUMBIA, 1946
—Continued.

Int. List No.	CAUSES OF DEATH.		TOTAL.	AGES. Under 1 Year.	1 Year.	2 Years.	3 Years.	4 Years.	5–9 Yrs.	10–14 Yrs.	15–19 Yrs.	20–24 Yrs.	25–29 Yrs.	30–34 Yrs.	35–39 Yrs.	40–44 Yrs.	45–49 Yrs.	50–54 Yrs.	55–59 Yrs.	60–64 Yrs.	65–69 Yrs.	70–74 Yrs.	75–79 Yrs.	80–84 Yrs.	85–89 Yrs.	90–94 Yrs.	95–99 Yrs.	100 Yrs. and over.	Not stated.
169–195	Accidental deaths	M.	27	2	1	1			1	3		1	2	2	2	3	1	2	1		1	1	1	2					
	,,	F.	18	1	2			1	1					1	2	3	1	1				1		3		1			
169	Railway accidents (excluding motor-vehicles)	M.	2							1			1																
	,,	F.	1													1													
170	Motor-vehicle accidents	M.	4											1		3													
	,,	F.	1												1														
	(c) Automobile accidents (excluding trains or street-cars)	M.	4											1		3													
	Ditto	F.	1												1														
172	Water transport accidents	M.	2											1	1														
	,,	F.	1												1														
177	Food poisoning	F.	1	1																									
180	Conflagration	M.	3	1	1					1																			
	,,	F.	2																			1		1					
181	Accidental burns (conflagration excepted)	M.	1																					1					
	,,	F.	2		1				1																				
182	Accidental mechanical suffocation	M.	1	1																									
	,,	F.	1															1											
183	Accidental drowning	M.	5							1			1				1		1					1					
	,,	F.	3					1								1								1					
184	Accidental injury by firearms	M.	2									1						1											
186	Accidental injury by fall or crushing	M.	2			1																1							
	,,	F.	4		1												1							1		1			
	(a) Accidental injury by fall	M.	2			1																1							
	,,	F.	4		1												1							1		1			
190	Excessive cold	M.	1															1											
195	Other accidents	M.	4						1						1						1		1						
	,,	F.	2											1		1													
	(e) Other and unspecified objects	M.	4						1						1						1		1						
	,,	F.	2											1		1													
	Class XVIII. Ill-defined and unknown causes of death	Total	43	26	2		1		1	1	1			1		2	1		2	1	1	1	1					1	
	,,	M.	22	14	1				1								1		1	1	1		1					1	
	,,	F.	21	12	1		1			1	1			1		2			1			1							
200	Ill-defined and unknown causes	M.	22	14	1				1								1		1	1	1		1					1	
	,,	F.	21	12	1		1			1	1			1		2			1			1							
	(a) Ill-defined	M.	8	5	1																1							1	
	,,	F.	4	4																									
	(b) Found dead	F.	1																			1							
	(c) Unknown or unspecified cause	M.	14	9					1								1		1	1			1						
	,,	F.	16	8	1		1			1	1			1		2			1										

CLASSIFICATION OF ACCIDENTAL DEATHS ACCORDING TO THE NATURE OF INJURY.

(These accidental deaths are classified above according to circumstances involving the accident, under rubrics 169 to 176. 178, 180, 181, 182, 183, 185, 186, 187, and 193.)

	Accidental burns	M.	5	1	1					1				1										1					
	"	F.	4		1				1													1		1					
	Accidental mechanical suffocation	M.	1	1																									
	"	F.	1															1											
	Accidental drowning	M.	6							1			1		1		1		1					1					
	"	F.	4					1							1	1								1					
	Accidental injury by fall	M.	3			1										1						1							
	"	F.	4		1												1							1		1			
	Accidental injury by crushing	M.	5							1			1	1		2													
	"	F.	2												1	1													

TABLE 46.—DEATHS OF HALF-BREEDS IN BRITISH COLUMBIA FROM CERTAIN CAUSES OF DEATH, BY PLACE OF RESIDENCE, 1946.

Int. List No.	CAUSES OF DEATH.		TOTAL.	AGES.																								
				Under 1 Year.	1 Year.	2 Years.	3 Years.	4 Years.	5–9 Yrs.	10–14 Yrs.	15–19 Yrs.	20–24 Yrs.	25–29 Yrs.	30–34 Yrs.	35–39 Yrs.	40–44 Yrs.	45–49 Yrs.	50–54 Yrs.	55–59 Yrs.	60–64 Yrs.	65–69 Yrs.	70–74 Yrs.	75–79 Yrs.	80–84 Yrs.	85–89 Yrs.	90–94 Yrs.	95–99 Yrs.	100 Yrs. and over.	Not stated.
	All causes	Total	12	4		1						1		1			1	1	1			1	1						
	"	M.	6	2										1				1				1	1						
	"	F.	6	2		1						1					1		1										
6	Tuberculosis of the respiratory system	F.	1									1																	
18–23	Cancer	F.	1																1										
50	Pneumonia and bronchopneumonia	F.	1			1																							
54	Diarrhœa and enteritis (under 2 years)	M.	1	1																									
77	Premature birth	M.	1	1																									
	"	F.	1	1																									
81	Suicides	M.	1											1															
84	Other violent or accidental deaths (automobile accidents excepted)	F.	1														1												
	Other causes	M.	3															1				1	1						
	"	F.	1	1																									

TABLE 47.—ADOPTION ORDERS FILED IN THE COURT REGISTRY, BRITISH COLUMBIA, DURING EACH MONTH OF 1946, AND THE MONTHLY TOTALS FROM MAY, 1920, TO DECEMBER 31ST, 1945, AND DECEMBER 31ST, 1946.

Year filed.	Month filed.												
	Jan.	Feb.	March.	April.	May.	June.	July.	Aug.	Sept.	Oct.	Nov.	Dec.	Total.
1946	27	27	27	33	30	44	27	31	22	33	37	22	360
Totals, (May, 1920, to December 31st, 1945)	276	322	321	300	355	343	290	259	306	379	311	331	3,793
Totals, (May, 1920, to December 31st, 1946)	303	349	348	333	385	387	317	290	328	412	348	353	4,153

TABLE 48.—ADOPTIONS BY YEAR OF COURT ORDER AND SEX OF CHILDREN, AND ADOPTED BY MAN AND WIFE, BY MAN ONLY, AND BY WOMAN ONLY, BRITISH COLUMBIA, 1946.

Year of Court Order.	Number of Orders entered and Certificates issued.		Adopted by.			Total.
	Males.	Females.	Man and Wife.	Man only.	Woman only.	
1936	1	....	1	....	....	1
1941	1	....	1	....	....	1
1944	1	....	1	....	....	1
1945	18	9	27	....	....	27
1946	164	166	322	3	5	330
Totals	185	175	352	3	5	360

TABLE 49.—ADOPTIONS BY YEAR OF COURT ORDER AND BY SEX AND LEGITIMACY OF CHILDREN, BRITISH COLUMBIA, 1946.

Year Adoption ordered.	Legitimate Births.			Illegitimate Births.			Not given or Unknown.			Total.
	Males.	Females.	Total.	Males.	Females.	Total.	Males.	Females.	Total.	
1936	....	....	....	1	....	1	....	....	....	1
1941	....	....	....	1	....	1	....	....	....	1
1944	1	....	1	....	....	....	....	....	....	1
1945	5	5	10	13	4	17	....	....	....	27
1946	51	53	104	110	109	219	3	4	7	330
Totals	57	58	115	125	113	238	3	4	7	360

TABLE 50.—ADOPTIONS BY BIRTHPLACE OF CHILDREN, BRITISH COLUMBIA, 1946, AS AT DECEMBER 31ST, 1945, AND DECEMBER 31ST, 1946.

Place of Birth.	Filed in 1946.	April, 1920, to Dec., 1945.	April, 1920, to Dec., 1946.	Place of Birth.	Filed in 1946.	April, 1920, to Dec., 1945.	April, 1920, to Dec., 1946.
British Columbia	305	3,291	3,596	Scotland	2	12	14
Alberta	13	97	110	Wales	.....	2	2
Manitoba	7	54	61	Other British possessions	.....	4	4
New Brunswick	1	3	4	Asia	.....	3	3
Nova Scotia	3	3	6	Europe	.....	24	24
Ontario	8	35	43	Other countries	.....	3	3
Quebec	1	10	11	United States	1	98	99
Saskatchewan	15	92	107	Not given or unknown	2	17	19
Newfoundland	.....	1	1				
England	2	47	49	Totals	360	3,796	4,156

TABLE 51.—DECREES OF DISSOLUTION AND NULLITY OF MARRIAGE AND JUDICIAL SEPARATION BY THE TIME ELAPSED BETWEEN THE MARRIAGE AND THE OBTAINING OF THE DECREE (IN YEARS ONLY), BRITISH COLUMBIA, 1942–46.

Years married.	Number.					Years married.	Number.				
	1942.	1943.	1944.	1945.	1946.		1942.	1943.	1944.	1945.	1946.
Less than 1 year	18	11	3	23	19	15 years	25	17	35	43	55
1 year	32	31	45	39	55	16 years	22	21	31	42	53
2 years	38	46	48	59	105	17 years	19	20	27	34	53
3 years	36	52	71	98	137	18 years	13	13	19	29	41
4 years	41	49	78	119	180	19 years	28	19	21	22	33
5 years	63	75	69	127	199	20 years but less than					
6 years	56	53	60	89	164	25 years	61	76	67	90	108
7 years	48	56	65	75	140	25 years but less than					
8 years	53	58	67	82	117	30 years	44	42	42	54	60
9 years	53	44	62	66	117	30 years but less than					
10 years	36	44	56	81	90	40 years	19	17	32	36	40
11 years	37	37	26	54	84	40 years and over	1	2	1	1	5
12 years	50	34	36	60	75	Not stated	....	....	6	....	10
13 years	24	33	26	31	54						
14 years	28	36	38	46	57	Totals	845	886	1,031	1,400	2,051

TABLE 52.—DECREES OF DISSOLUTION AND NULLITY OF MARRIAGE AND JUDICIAL SEPARATION, SHOWING THE NUMBER OF CHILDREN AFFECTED BY THE AWARD OF CUSTODY AND BY SEX, BRITISH COLUMBIA, 1942–46.

Award of Custody.	Males.					Females.					Total.				
	1942.	1943.	1944.	1945.	1946.	1942.	1943.	1944.	1945.	1946.	1942.	1943.	1944.	1945.	1946.
To the petitioner	220	271	365	458	681	256	263	338	469	694	476	534	703	927	1,375
To the respondent	16	16	24	23	10	16	20	16	25	18	32	36	40	48	28
Not awarded	14	32	24	35	37	9	23	16	24	49	23	55	40	59	86
Totals	250	319	413	516	728	281	306	370	518	761	531	625	783	1,034	1,489

TABLE 53.—DECREES OF DISSOLUTION AND NULLITY OF MARRIAGE AND JUDICIAL SEPARATION BY SEX OF PETITIONER, BRITISH COLUMBIA, 1942–46.

Year.	Dissolution of Marriage.			Nullity of Marriage.			Judicial Separation.			Action.
	Sex of Petitioner.			Sex of Petitioner.			Sex of Petitioner.			Dismissed or Withdrawn.
	Male.	Female.	Total.	Male.	Female.	Total.	Male.	Female.	Total.	
1942	314	510	824	8	12	20	.....	1	1	2
1943	357	518	875	5	6	11	.....	.....	.....	1
1944	404	606	1,010	5	10	15	1	2	3	3
1945	579	785	1,364	13	21	34	.....	3	3	5
1946	794	1,210	2,004	12	26	38	.....	7	7	2

TABLE 54.—DECREES OF DISSOLUTION AND NULLITY OF MARRIAGE AND JUDICIAL SEPARATION BY MONTH FILED IN COURT REGISTRY, BRITISH COLUMBIA, 1942–46.

Year.	Jan.	Feb.	Mar.	Apr.	May.	June.	July.	Aug.	Sept.	Oct.	Nov.	Dec.	Totals.
1942	60	44	70	81	84	134	57	3	51	81	88	92	845
1943	54	65	87	81	86	75	79	3	49	88	103	116	886
1944	94	75	98	84	73	107	131	64	19	62	115	109	1,031
1945	202	132	88	104	119	139	169	67	24	66	89	202	1,401
1946	163	149	170	190	208	253	191	20	105	199	186	215	2,049

VICTORIA, B.C.:
Printed by Don McDiarmid, Printer to the King's Most Excellent Majesty.
1948.

915-548-2794