PROVINCIAL BOARD OF HEALTH

VITAL STATISTICS

OF THE PROVINCE OF BRITISH COLUMBIA

SEVENTY-FOURTH REPORT

FOR THE YEAR

1945

VICTORIA, B.C.:
Printed by DON MCDIARMID, Printer to the King's Most Excellent Majesty.
1947.

VICTORIA, B.C., June 2nd, 1947.

To His Honour CHARLES A. BANKS,
Lieutenant-Governor of the Province of British Columbia.

MAY IT PLEASE YOUR HONOUR:

The undersigned has the honour to present the Report on Vital Statistics in the Province of British Columbia for the year 1945.

G. S. PEARSON,
Minister of Health and Welfare.

DEPARTMENT OF HEALTH AND WELFARE,
VICTORIA, B.C., June 2nd, 1947.

The Honourable G. S. Pearson,
Minister of Health and Welfare, Victoria, B.C.

SIR,—I have the honour to submit the Seventy-fourth Report on Vital Statistics in the Province of British Columbia.

I have the honour to be,
Sir,
Your obedient servant,

G. F. AMYOT,
Deputy Minister of Health and
Provincial Health Officer.

DIVISION OF VITAL STATISTICS,
VICTORIA, B.C., June 2nd, 1947.

G. F. Amyot, Esq., M.D., D.P.H.,
Deputy Minister of Health, Victoria, B.C.

SIR,—I have the honour to submit the Seventy-fourth Report on Vital Statistics in the Province of British Columbia for the year ended December 31st, 1945.

I have the honour to be,
Sir,
Your obedient servant,

J. D. B. SCOTT,
Director of Vital Statistics.

TABLE OF CONTENTS.

PAGE.

Introduction 11

PART I.

GENERAL STATISTICAL SUMMARY BY PLACE OF RESIDENCE.

General Summary 13
Table 1.—Crude Birth, Death, and Marriage Rates for British Columbia, 1911–45 13
Table 2.—Natural Increase 14
Mortality—Principal Causative Factors in British Columbia 14
Table 3.—Age and Sex Mortality:
(*a*) Including Indians 17
(*b*) Excluding Indians 17
Table 4.—Ten Leading Causes of Death in British Columbia:
(*a*) Including Indians 21
(*b*) Excluding Indians 22
Table 5.—Four Chief Causes of Death in the Different Age-groups:
(*a*) Including Indians 23
(*b*) Excluding Indians 24
Table 6.—Mortality from Notifiable Diseases 25
Table 7.—Infant Mortality 26
Table 8.—Infant and Maternal Mortality Rates 26
Table 9.—Maternal Mortality 28
Table 10.—Mortality from Tuberculosis 28
Table 11.—Mortality from Cancer 29
Table 12.—Special Classification of Accidental Deaths 30
Table 13.—Illegitimate Births 31
Table 14.—Still-births 31
Table 15.—Marriages by Conjugal Condition of Contracting Parties 32
Table 16.—Marriages by Months in British Columbia, 1936–45 36

LIST OF GRAPHS AND MAP.

Graph A.—Crude Birth, Death, and Marriage Rates for British Columbia, 1911–45 14
Graph B.—The First Ten Causes of Death (including Indians), British Columbia, 1936–45 19
Graph C.—The First Ten Causes of Death (excluding Indians), British Columbia, 1936–45 20
Graph D.—Infant and Maternal Mortality Rates, British Columbia, 1936–45 27
Graph E.—Marriages in British Columbia, 1936–45 33
Graph F.—Marriages by Conjugal Condition of Contracting Parties in British Columbia (Males), 1936–45 34
Graph G.—Marriages by Conjugal Condition of Contracting Parties in British Columbia (Females), 1936–45 35
Graph H.—Marriages by Months in British Columbia, 1941–45 36
Graph I.—Summary of Registrations of Births, Deaths, and Marriages in British Columbia, 1936–45 38
Graph J.—Adoptions in British Columbia, 1936–45 39
Graph K.—Divorces in British Columbia, 1936–45 40
Map 1.—Map of British Columbia, showing Statistical Divisions and Subdivisions 12

PART II.

ADMINISTRATION AND DIVISIONAL ACTIVITIES.

PAGE.

The Contribution of the Division to Canada's War Effort 37
Table 1.—Summary of Registration, 1936–45 37
Table 2.—Total Number of Registrations in British Columbia in 1945, distributed according to Statistical Areas 41
Summary of Registration among the Oriental Races 41
Summary of Registration among the Indians 41
Doukhobor Registrations of Births 42
Table 3.—Doukhobor Births registered during 1945 and the Cumulative Total from 1937 to 1945 by Actual Year of Birth and Sex of Child 42
Table 4.—Doukhobor Births registered during 1945 and the Cumulative Total from 1937 to 1945 by Place of Birth 43
Table 5.—Doukhobor Births registered during 1945 and the Cumulative Total from 1937 to 1945 by Birthplace of Parents 44
Fraudulent Registrations of Births 44
Legitimation of Births 44
Statutory Notations entered 44
Delayed Registrations of Births 44
Table 6.—School-teachers' Returns under the "Vital Statistics Act" 45
Table 7.—Registration of Ministers and Clergymen 46
Table 8.—Registration of Ministers and Clergymen according to Religious Denominations, 1944 and 1945 47
Registration Districts 48
Preservation of Records 48
Administration of the "Marriage Act" 48
Legislation 48
General Office Routine 51

PART III.

DETAILED TABLES OF BIRTHS, DEATHS, MARRIAGES, ADOPTIONS, AND DIVORCES IN BRITISH COLUMBIA, 1945 (CLASSIFIED BY PLACE OF RESIDENCE).

Table 1.—General Summary of Births, Deaths, and Marriages in the Province of British Columbia, by Census Divisions, Cities and Villages of 1,000 Population and over, by Place of Residence, 1945 52

BIRTHS.

*Table 2.—Births (exclusive of Still-births) by Months, classified as Rural and Urban in each Census Division, British Columbia, 1945 53
Table 3.—Total Live Births and Births in Institutions, British Columbia, 1945 53
Table 4.—Total Live Births and Live Births in Institutions in Cities of 5,000 Population and over, by Place of Occurrence and Place of Residence of Mothers, British Columbia, 1945 54
Table 5.—Births (exclusive of Still-births) classified as Legitimate or Illegitimate for the Province and Cities of 5,000 Population and over, British Columbia, 1945 54

* Detailed information under these headings may be secured on request, if reason sufficiently URGENT.

PAGE.

Table 6.—Plural Births classified to show Number of Children Born Alive and Still-born by Sex, British Columbia, 1945 55
Table 7.—Births (exclusive of Still-births) classified according to Ages of Parents, British Columbia, 1945 56
Table 8.—Births (exclusive of Still-births) classified according to Racial Origin of Parents, British Columbia, 1945 57
Table 9.—Births (exclusive of Still-births) classified according to Birthplaces of Parents, British Columbia, 1945 58

INFANT MORTALITY.

*Table 10.—Deaths of Children under One Year (exclusive of Still-births) by Months, classified as Rural and Urban in each Census Division, British Columbia, 1945 59
Table 11.—Total Deaths (exclusive of Still-births) and Deaths in Institutions of Children under One Year of Age, British Columbia, 1945 59
Table 12.—Total Deaths (exclusive of Still-births) and Deaths in Institutions of Children under One Year of Age, in Cities of 5,000 Population and over, British Columbia, 1945 59
Table 13.—Deaths of Children under One Year (exclusive of Still-births) by Age at Death, British Columbia, 1945 60
Table 14.—Deaths of Children under One Year of Age (exclusive of Still-births) classified according to Racial Origin of Decedents, British Columbia, 1945 60
Table 15.—Deaths of Children under One Year of Age (exclusive of Still-births) classified according to Birthplaces of Parents, British Columbia, 1945 61
Table 16.—Deaths of Children (exclusive of Still-births) from certain Specified Causes in First Year of Life, by Sex and Calendar Months of Deaths, British Columbia, 1945 62
Table 17.—Deaths of Children (exclusive of Still-births) from certain Specified Causes in First Year of Life, by Sex and Age at Death, British Columbia, 1945 63

GENERAL MORTALITY.

Table 18.—Total Deaths (exclusive of Still-births) and Deaths in Institutions, British Columbia, 1945 64
Table 19.—Total Deaths (exclusive of Still-births) and Deaths in Institutions, in Cities of 5,000 Population and over, British Columbia, 1945 64
Table 20.—Deaths (exclusive of Still-births) by Single Years of Age and by Age-groups, British Columbia, 1945 65
Table 21.—Deaths (exclusive of Still-births) classified according to Racial Origin and Place of Residence, British Columbia, 1945 68
Table 22.—Deaths (exclusive of Still-births) classified according to Birthplace and Place of Residence, British Columbia, 1945 69
*Table 23.—Deaths (exclusive of Still-births) classified according to Birthplace of Parents of Decedents, British Columbia, 1945 69
Table 24.—Causes of Death by Sex, Age, and Residence, British Columbia, 1945 70
Table 25.—Causes of Death for each Sex by Marital Status, Nativity, and Month of Death, British Columbia, 1945 84
*Table 26.—Causes of Death by Sex and Age, Vancouver, 1945 101
*Table 27.—Causes of Death for each Sex by Marital Status, Nativity, and Month of Death, Vancouver, 1945 101

* Detailed information under these headings may be secured on request, if reason sufficiently URGENT.

PAGE.

*Table 28.—Causes of Death by Sex and Age, Victoria, 1945 101
*Table 29.—Causes of Death for each Sex by Marital Status, Nativity, and Month of Death, Victoria, 1945 101
Table 30.—Causes of Death by Sex in Census Divisions, British Columbia, 1945 102
Table 31.—Causes of Death by Sex in Cities and Villages of 1,000 Population and over, British Columbia, 1945 122

MARRIAGES.

Table 32.—Marriages by Months, British Columbia, 1945 135
Table 33.—Marriages, Marital Status of Contracting Parties, British Columbia, 1945 135
Table 34.—Marriages, Ages of Bridegrooms and Brides, British Columbia, 1945 136
Table 35.—Marriages, Denominations of Contracting Parties, British Columbia, 1945 137
Table 36.—Marriages, Birthplaces of Bridegrooms and Brides, British Columbia, 1945 138

BIRTH AND DEATH TABLES FOR INDIANS.

Table 37.—Births of Indians (exclusive of Still-births) by Months, British Columbia, 1945 139
Table 38.—Births of Indians (exclusive of Still-births) classified as Legitimate or Illegitimate, British Columbia, 1945 139
Table 39.—Births of Indians (exclusive of Still-births) classified according to Ages of Parents, British Columbia, 1945 140
Table 40.—Deaths of Indian Children under One Year (exclusive of Still-births) by Months, British Columbia, 1945 141
Table 41.—Deaths of Indian Children under One Year (exclusive of Still-births) by Age at Death, British Columbia, 1945 141
Table 42.—Deaths of Indian Children (exclusive of Still-births) from certain Specified Causes in the First Year of Life, for each Sex, British Columbia, 1945 142
Table 43.—Total Deaths of Indians (exclusive of Still-births) by Months, British Columbia, 1945 142
Table 44.—Deaths of Indians (exclusive of Still-births) by Single Years of Age and by Age-groups, British Columbia, 1945 143
Table 45.—Causes of Death of Indians by Sex and Age, British Columbia, 1945 144
Table 46.—Deaths of Half-breeds in British Columbia from certain Causes of Death, 1945 151

ADOPTIONS.

Table 47.—Adoption Orders filed in the Court Registry, British Columbia, during each Month of 1945 and the Monthly Totals from May, 1920, to December 31st, 1944, and December 31st, 1945 152
Table 48.—Adoptions by Year of Court Order and Sex of Children, and adopted by Man and Wife, by Man only, and by Woman only, British Columbia, 1945 152
Table 49.—Adoptions by Year of Court Order and by Sex and Legitimacy of Children, British Columbia, 1945 152
Table 50.—Adoptions by Birthplace of Children, British Columbia, 1945, and as at December 31st, 1944, and December 31st, 1945 153

* Detailed information under these headings may be secured on request, if reason sufficiently URGENT.

DIVORCES.

PAGE.

Table 51.—Decrees of Dissolution and Nullity of Marriage and Judicial Separation by the Time elapsed between the Marriage and the obtaining of the Decree (in Years only), British Columbia, 1941–45 153

Table 52.—Decrees of Dissolution and Nullity of Marriage and Judicial Separation, showing the Number of Children affected by the Award of Custody and by Sex, British Columbia, 1945 153

Table 53.—Decrees of Dissolution and Nullity of Marriage and Judicial Separation by Sex of Petitioner, British Columbia, 1941–45 154

Table 54.—Decrees of Dissolution and Nullity of Marriage and Judicial Separation by Month filed in Court Registry, British Columbia, 1941–45 154

Vital Statistics Report, 1945.

INTRODUCTION.

This is the Seventy-fourth Report on the Vital Statistics of British Columbia, and covers the calendar year January 1st to December 31st, 1945.

For facility of reference the report is divided into three sections. The first section is a summary section of vital statistics data, showing not only pertinent facts from the current year's data but also time trends over a period of years. Where possible, tables are accompanied by graphs, to afford the reader a more ready appreciation of the information presented and its relationship by years. Where the purpose of the graph is to show absolute magnitudes, the arithmetic scale is used, but where the interest lies in relative rates and in rates of change, the semi-logarithmetic scale is employed.

The second section deals with administration, associated legislation, and general functions of the Division. It will be seen that the volume of registrations accepted, the quantity of correspondence handled, and the amount of revenue collected under the "Vital Statistics Act" and the "Marriage Act" continued to increase with the increasing population of the Province.

The third section contains detailed tables of births, deaths, marriages, adoptions, and divorces in British Columbia for 1945. Included in this section are separate tables dealing with the Indian population of the Province.

Attention is directed to the procedure which was inaugurated in the 1944 Annual Report, whereby the statistical data are presented on the basis of residence rather than by place of occurrence as formerly. This method of tabulation has been found to be the most practical and useful for the majority of requirements.

The Division of Vital Statistics is only one of the several Divisions of the Provincial Board of Health. It is the function of the Division of Vital Statistics to co-operate with the other Divisions in carrying out its part in the public health programme laid down by the Provincial Health Officer, who is in charge of the administration of the Provincial Board of Health. The Division of Vital Statistics is expected to compile various types of data, to standardize forms and record systems generally throughout the Divisions of the Provincial Board of Health, and to assist the other Divisions in the preparation of the statistics and format of their reports.

MAP 1.—MAP OF BRITISH COLUMBIA, SHOWING STATISTICAL DIVISIONS AND SUBDIVISIONS.

PART I.—GENERAL STATISTICAL SUMMARY OF BIRTHS, DEATHS, AND MARRIAGES.

(By Place of Residence.)

GENERAL SUMMARY.

The 18,877 births in British Columbia in 1945 show a slight decrease as compared to the 18,999 in the previous year. The rate continued its decline from 20.9 in 1943 to 19.9 in 1945. The marriage rate, which has been on a downward trend for the last three years, now shows a definite increase, being 9.8 per 1,000 population, while the total number of marriages performed was 9,262. The number of deaths in 1945 rose from 9,697 to 9,756, although the rate per 1,000 population declined slightly to 10.28. The rate for 1944 was 10.40. Table 1 shows crude birth, death, and marriage rates for British Columbia, 1911–1945.

TABLE 1.—CRUDE BIRTH, DEATH, AND MARRIAGE RATES FOR BRITISH COLUMBIA, 1911–45.

Year.	Population.	Births.		Deaths.		Marriages.	
		No.	Rate.	No.	Rate.	No.	Rate.
1911	393,000	5,841	14.86	3,660	9.31	4,509	11.47
1912	407,000	8,008	19.67	4,313	10.59	5,235	12.86
1913	424,000	9,199	21.69	4,619	11.89	5,012	11.82
1914	442,000	10,418	23.57	3,974	8.99	4,296	9.71
1915	450,000	10,516	23.36	3,832	8.51	3,393	7.54
1916	456,000	9,841	21.58	3,887	8.52	3,169	6.94
1917	464,000	9,450	20.36	3,896	8.39	2,861	6.16
1918	474,000	9,445	19.92	5,394	11.37	2,858	6.02
1919	488,000	9,506	19.47	5,792	11.86	3,740	7.66
1920	507,000	10,492	20.69	4,739	9.34	4,690	9.25
1921	525,000	10,653	20.29	4,208	8.01	3,889	7.40
1922	541,000	10,166	18.79	4,907	9.07	3,763	6.95
1923	555,000	10,001	18.01	4,997	9.00	3,943	7.10
1924	571,000	10,119	17.72	5,004	8.76	4,038	7.07
1925	588,000	10,342	17.58	4,945	8.40	4,223	7.18
1926	606,000	10,063	16.60	5,474	9.03	4,418	7.29
1927	623,000	10,084	16.18	5,750	9.22	4,720	7.57
1928	641,000	10,385	16.20	5,910	9.21	4,942	7.70
1929	659,000	10,378	15.74	6,397	9.70	5,155	7.82
1930	676,000	10,867	16.07	6,400	9.46	4,697	6.94
1931	694,000	10,404	14.99	6,114	8.80	3,879	5.58
1932	707,000	10,214	14.44	6,150	8.69	3,604	5.09
1933	717,000	9,583	13.36	6,221	8.67	4,048	5.64
1934	727,000	9,813	13.49	6,378	8.77	4,771	6.56
1935	736,000	10,013	13.60	6,857	9.31	5,034	6.83
1936	745,000	10,571	14.18	7,222	9.69	5,451	7.31
1937	759,000	11,279	14.86	7,973	10.50	6,191	8.15
1938	775,000	12,476	16.09	7,460	9.62	6,135	7.91
1939	792,000	12,373	15.62	7,517	9.49	7,862	9.92
1940	805,000	13,830	17.18	8,315	10.32	9,624	11.95
1941	818,000	15,038	18.38	8,505	10.39	9,769	11.94
1942	870,000	16,808	19.31	8,869	10.19	10,877	12.50
1943	900,000	18,802	20.89	10,012	11.12	9,385	10.42
1944	932,000	18,999	20.39	9,697	10.40	8,434	9.05
1945	949,000	18,877	19.89	9,756	10.28	9,262	9.76

GRAPH A.—CRUDE BIRTH, DEATH, AND MARRIAGE RATES FOR BRITISH COLUMBIA, 1911–45.

(Rates per 1,000 population.)

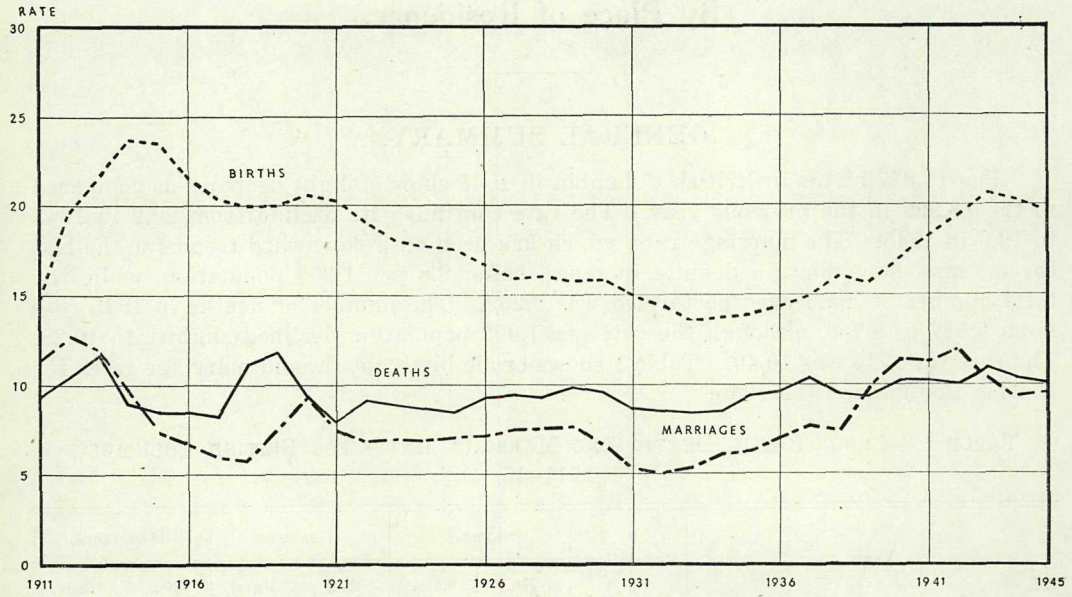

NATURAL INCREASE.

The rate of natural increase, which has been rising for the last six years, dropped in 1945 to 9.71 per 1,000 population. Table 2 shows the rate of natural increase for the five-year period 1941 to 1945.

TABLE 2.

Year.	Male.			Female.			Both Sexes.	Population (estimated).	Rate of Natural Increase per 1,000 Population.
	Births.	Deaths.	Excess of Births over Deaths.	Births.	Deaths.	Excess of Births over Deaths.	Excess of Births over Deaths.		
1941	7,694	5,352	2,342	7,344	3,153	4,191	6,533	818,000	8.00
1942	8,681	5,615	3,066	8,127	3,254	4,873	7,939	870,000	9.13
1943	9,583	6,177	3,406	9,219	3,835	5,384	8,790	900,000	9.77
1944	9,725	6,003	3,722	9,274	3,694	5,580	9,302	932,000	9.98
1945	9,727	6,057	3,670	9,150	3,699	5,451	9,121	949,000	9.71

MORTALITY.

PRINCIPAL CAUSATIVE FACTORS IN BRITISH COLUMBIA.

The mortality rate continued its decline from 10.40 per 1,000 population in 1944 to 10.28 per 1,000 population in 1945, although it still ranks among the highest since 1911. The trend of the three chief causes of death—diseases of the heart and arteries, cancer, and accidental deaths—which fell off slightly in 1944, increased again this year. Diseases of the heart and arteries alone accounted for 36.1 per cent. of all deaths, the total number of fatalities being 3,523. The figure last year stood at 3,444, while the rate

per 100,000 population was 369.5, as compared with a rate of 371.2 in 1945. Since 1931 cancer and accidental deaths have remained in second and third places respectively. Cancer was responsible for 1,407 deaths, thus increasing the rate from 144.8 per 100,000 population in 1944 to 148.3 per 100,000 population in 1945. A total of 738 accidental deaths occurred in the Province this year, an increase over the total of 655 last year. This raised the rate per 100,000 population from 70.3 to 77.8. Although the number of tuberculosis deaths showed an increase, the rate per 100,000 population was slightly decreased, going from 55.5 in 1944 to 55.3 in 1945.

Deaths in the age-group 50 years and over accounted for 74.6 per cent. of the total, while 17.3 per cent. appeared in the 1–49-year age-group and 8.1 per cent. in the group under 1 year. Excluding Indian deaths, the mortality rate in the group 50 years and over rose to 78.0, while that in the 1–49-year group dropped to 15.3, and in the under 1-year group was 6.6. Indian deaths comprise 23.1 per cent. of all deaths under 40 years of age and 23.5 per cent. of infant deaths, but only 2.4 per cent. of deaths over 40 years of age.

Since the Provincial Board of Health has no jurisdiction over the Indians, statistics on these mortality rates have been made up to show the position " Including Indians " and " Excluding Indians " separately.

The infant mortality rate, which has been increasing for the past three years, reached the figure of 42.0 per 1,000 live births in 1945, as compared with last year's figure of 40.4 per 1,000 live births. When Indians are excluded, the rate rises from 32.8 per 1,000 live births in 1944 to 34.3 per 1,000 live births in 1945. For Indians the rate was 151.1 per 1,000 live births, a decrease from that of last year, which was 153.1.

In the " Excluding Indians " group, premature birth again remained the leading cause of infant deaths, the number rising from 196 in 1944 to 217 in 1945, and so constituting a percentage of 35.8. Malformations remained high, accounting for 18.2 per cent. of all infant deaths, while injury at birth was responsible for 9.4 per cent.

Maternal mortality remained exactly the same as in the previous year, the rate being 2.6 per 1,000 live births including Indians and 2.4 per 1,000 live births excluding Indians, in both cases. The rate for Indians was slightly less, being 5.7 per 1,000 live births, as against 5.8 per 1,000 live births in 1944.

To give full meaning to statistics on the leading causes of death, relationships have been drawn up with respect to these causes and their place in the different age-groups. The data that follows is excluding Indians.

Diseases of the heart and arteries remains the foremost cause of death and leads all age-groups over 50 years. It constitutes 46.6 per cent. of all deaths in these age-groups.

Cancer appears in third place in both the 20–29- and 30–39-year age-groups; it is the leading cause in the 40–49-group and rises to second place in all groups over 50 years of age. The disease comprises 5.5 per cent. of all deaths in the 20–29-year age-group, 13 per cent. of deaths in the 30–39-year group, 20.5 per cent. in the 40–49-year group, and 16.6 per cent. of all deaths over 50 years of age.

From 1 to 39 years the leading cause of death was accidents, there being 210 in number, or 24 per cent. of all fatalities in this group. The total number of accidental deaths in all age-groups was 691, an increase over the 620 in 1944, and these constituted 7.6 per cent. of all deaths.

Chronic nephritis, still the fourth leading cause, becomes important in the age-groups from 60 to 79 years, being in fourth place in both cases. Deaths from this cause rose this year, resulting in 387 in all, or 4.2 per cent. of all deaths.

Tuberculosis once more appears in fifth place, and if Indian deaths were included, it would stand fourth. It stood second in the age-groups 5 to 39 years and, along with pneumonia, stood second in the age-group 1 to 4 years. From 40 to 59 years it dropped

to fourth place. Of the 814 deaths occurring in the groups 1 to 39 years, 17.8 per cent. were due to tuberculosis.

The sixth leading cause in 1945 was pneumonia. It was the fourth leading cause of infant mortality and mortality in the 80 years and over age-group, while it appeared in second place in the 1–4-year age-group.

Three hundred and forty-five fatalities resulted from cerebral hæmorrhages. Deaths from this cause have been increasing since 1942.

Diseases of early infancy dropped to eighth place in the causes of death, taking a toll of 327, as compared with 330 in 1944.

Diabetes, remaining the ninth leading cause, was responsible for 176 deaths, one less than the figure of 177 last year. As in 1944, it accounted for 1.9 per cent. of all fatalities.

In tenth place stood congenital malformations. Deaths from this cause rose to 128, an increase over last year's 118, and were responsible for 1.4 per cent. of the total mortality.

The Dominion Government is responsible for the Indians of the Province, although in a few districts the Dominion Government buys public-health service from the Provincial Board of Health.

As in previous years, the ten leading causes of death in the Indian population differ markedly from those of the rest of the population. In the "other than Indian" population the chief causes of death are non-communicable diseases, but among the Indians the greatest number of deaths are due to communicable diseases and virus diseases affecting the respiratory system.

Tuberculosis is again the leading cause of Indian mortality, taking 173 lives, and constitutes 27.4 per cent. of the total Indian deaths. This gives a tuberculosis death rate of 671.6 per 100,000 population, as compared with the white population rate of 38.1.

Pneumonia remains the second leading cause of Indian deaths, with 86 deaths, and diseases of early infancy third, causing 52 fatalities. Accidental deaths appear in fourth place, with 47 victims. Diseases of the heart and arteries, which was the leading cause of death among the white population, ranks fifth among the Indians, causing 43 deaths. Diarrhœa and enteritis, in sixth place, took 30 lives, while cancer, with 18, ranked seventh. Influenza, cerebral hæmorrhage, and congenital malformations filled eighth, ninth, and tenth, places respectively, with 10, 8, and 5 deaths attributable to them.

The tuberculosis mortality rate for the Japanese and Chinese is considerably higher than that for the white population, the rate for Japanese being 108.88 per 100,000 population and for the Chinese 252.40.

AGE AND SEX MORTALITY.

Deaths, including and excluding Indians, are shown according to age-groups and sex, for the five-year period 1941–45, by Tables 3A and 3B respectively.

TABLE 3A (INCLUDING INDIANS).

Year and Sex.	Under 1 Year.	1 Year.	2 Years.	3 Years.	4 Years.	5 to 9 Years.	10 to 19 Years.	20 to 29 Years.	30 to 39 Years.	40 to 49 Years.	50 to 59 Years.	60 to 69 Years.	70 to 79 Years.	80 to 89 Years.	90 to 99 Years.	100 and over.	Not stated.	Totals.
1941.																		
Male	316	46	17	19	19	60	132	219	224	340	834	1,239	1,218	603	57	1	8	5,352
Female	236	30	11	12	6	34	86	124	155	215	372	608	711	456	91	5	1	3,153
1942.																		
Male	349	46	32	17	16	33	129	254	240	345	830	1,321	1,236	677	75	5	10	5,615
Female	247	32	14	20	8	40	81	157	147	209	433	597	720	464	81	2	2	3,254
1943.																		
Male	394	44	27	17	21	48	150	254	269	359	900	1,394	1,443	754	94	2	7	6,177
Female	317	35	20	14	11	48	95	171	162	245	458	687	871	608	89	3	1	3,835
1944.																		
Male	445	43	34	21	10	49	108	188	183	329	862	1,518	1,464	663	82	5	1	6,003
Female	322	34	26	12	14	38	81	137	171	194	420	720	863	558	97	7	.....	3,694
1945.																		
Male	450	39	26	17	18	57	117	167	212	347	838	1,505	1,485	696	71	3	9	6,057
Female	342	31	15	12	13	39	79	136	154	207	429	717	850	561	110	4	.....	3,699

TABLE 3B (EXCLUDING INDIANS).

Year and Sex.	Under 1 Year.	1 Year.	2 Years.	3 Years.	4 Years.	5 to 9 Years.	10 to 19 Years.	20 to 29 Years.	30 to 39 Years.	40 to 49 Years.	50 to 59 Years.	60 to 69 Years.	70 to 79 Years.	80 to 89 Years.	90 to 99 Years.	100 and over.	Not stated.	Totals.
1941.																		
Male	239	26	11	12	13	37	107	192	213	320	820	1,221	1,187	586	53	.....	8	5,045
Female	185	17	6	6	3	16	54	100	139	201	359	594	690	442	86	3	.....	2,901
1942.																		
Male	272	26	20	11	13	25	98	223	224	329	820	1,307	1,218	665	70	3	10	5,334
Female	194	16	9	13	4	24	46	125	128	192	421	579	690	447	75	2	2	2,967
1943.																		
Male	309	23	18	9	14	30	110	221	253	337	893	1,369	1,425	734	87	2	7	5,841
Female	253	20	10	6	2	22	55	132	143	223	436	668	848	590	86	2	1	3,497
1944.																		
Male	344	22	20	16	8	36	86	165	173	319	850	1,497	1,444	651	79	2	.....	5,711
Female	239	20	15	8	10	21	41	113	152	187	405	702	850	542	91	5	.....	3,401
1945.																		
Male	347	16	16	11	11	38	87	142	204	332	833	1,483	1,457	678	70	3	8	5,736
Female	259	17	10	4	7	22	37	111	141	194	414	698	826	545	101	3	.....	3,389

THE TEN LEADING CAUSES OF DEATH.

Although the ten leading causes of death during 1945 remained the same, the order was slightly changed from that of 1944. These leading causes of death for the period 1936–45 are shown by Table 4A in order of rating, the death-rate per 1,000 population from the various causes, and the percentage of total deaths attributable to each cause. Diseases of the heart and arteries remain the leading cause, comprising 36.1 per cent. of all deaths. Nephritis and pneumonia interchange positions, nephritis now occupying fifth place.

When Indians are excluded, tuberculosis drops back to fifth place, while nephritis is now fourth. Cerebral hæmorrhage, which was the eighth leading cause including Indians, appears in sixth place with the exclusion of Indian deaths, while pneumonia occupies eighth place. The mortality rate for diseases of the heart and arteries shows a definite increase, but the tuberculosis rate declines markedly when Indians are excluded. The ten leading causes of death, excluding Indians, are shown by Table 4B.

GRAPH B.—THE FIRST TEN CAUSES OF DEATH IN BRITISH COLUMBIA (INCLUDING INDIANS), 1936–45.

(Rates per 100,000 population.)

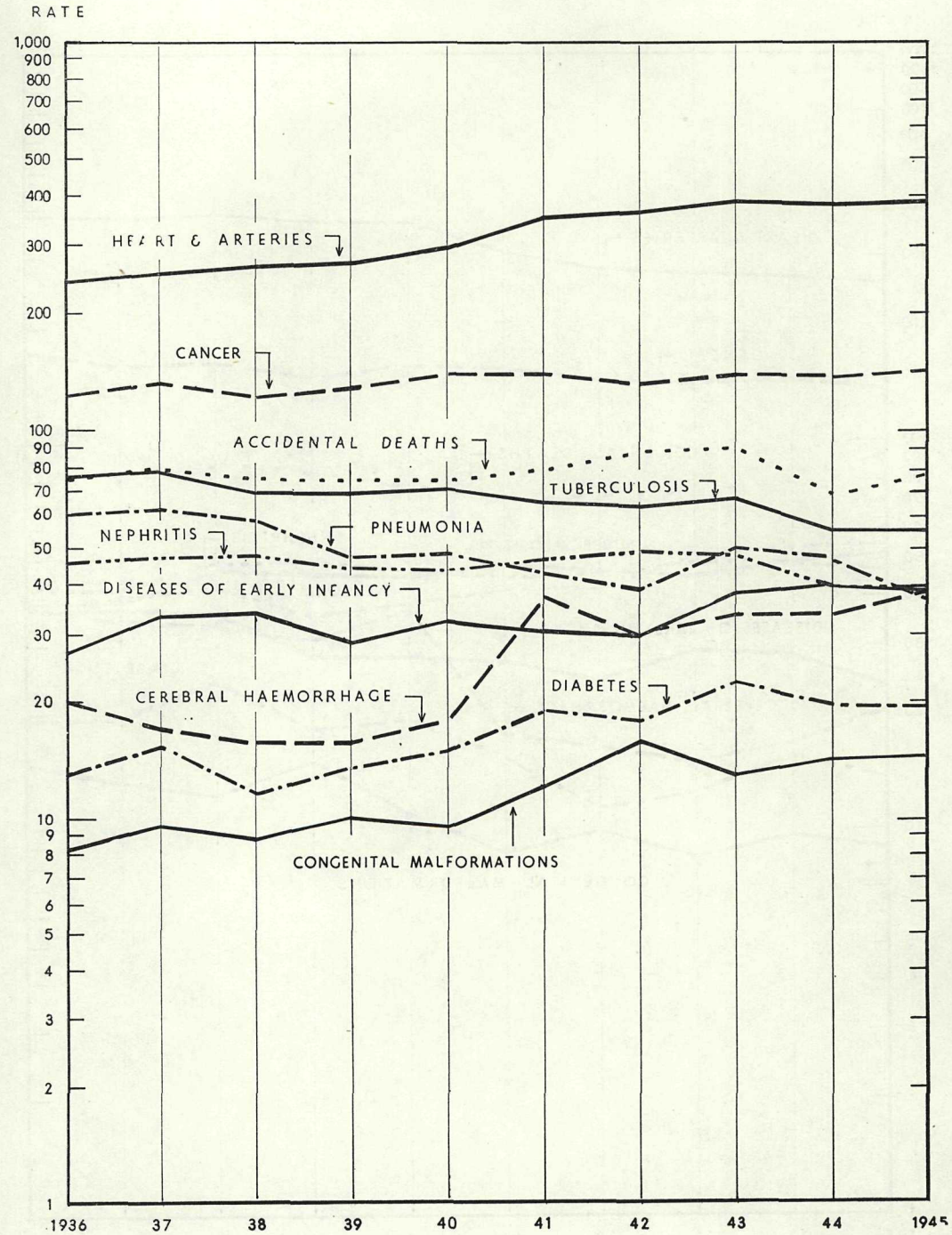

GRAPH C.—THE FIRST TEN CAUSES OF DEATH IN BRITISH COLUMBIA (EXCLUDING INDIANS), 1936–45.

(Rates per 100,000 population.)

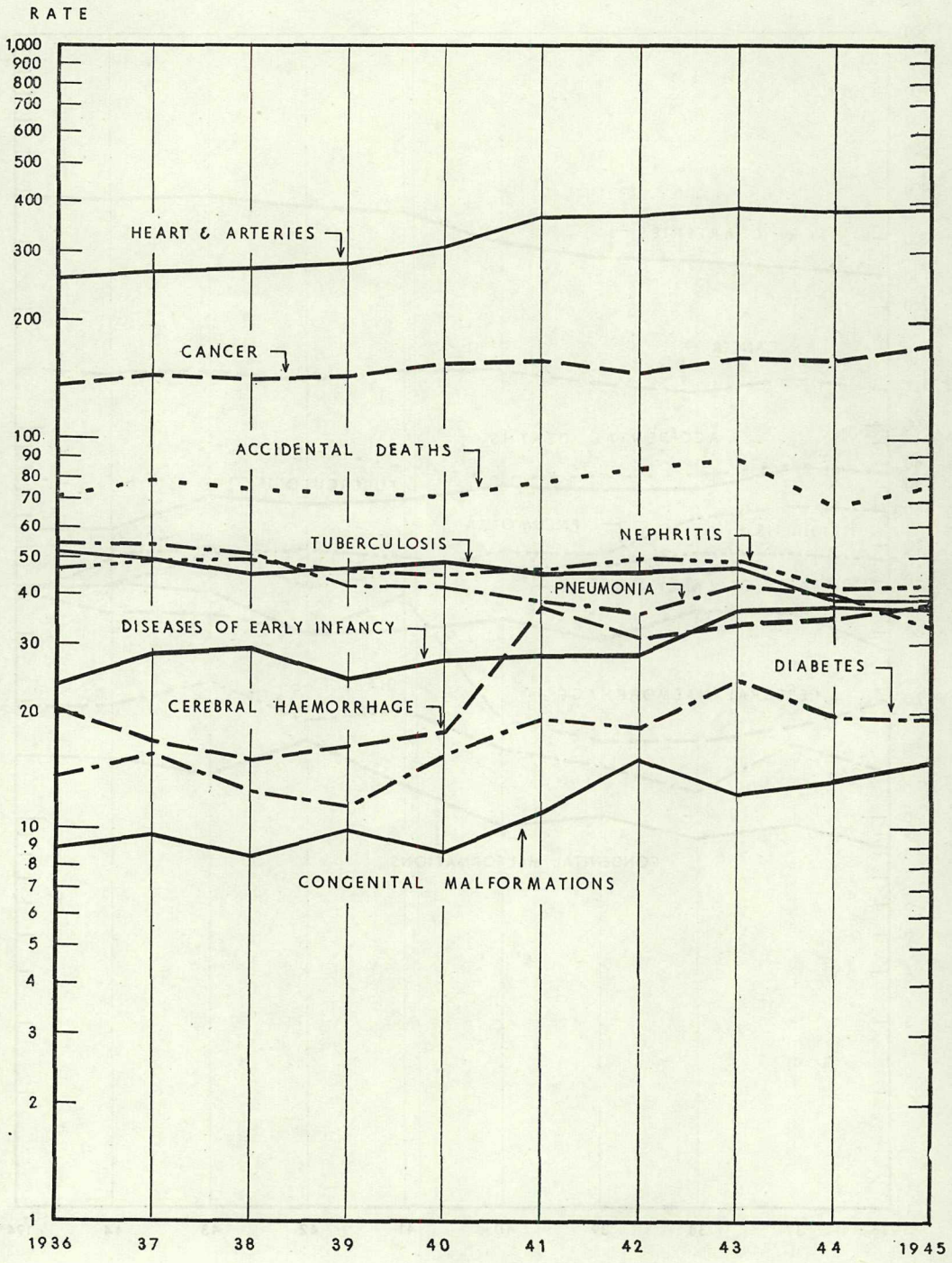

TEN LEADING CAUSES OF DEATH IN BRITISH COLUMBIA (INCLUDING INDIANS).

TABLE 4A.

Year.	Diseases of the Heart and Arteries (90–95, 97, 99, and 83E).		Cancer (all Forms) (45–55).		Accidental Deaths (169–195).		Tuberculosis (all Forms) (13–22).		Nephritis (130–132).		Pneumonia (all Forms) (107–109).		Diseases of Early Infancy (158–161).		Cerebral Hæmorrhage (83A and 83B).		Diabetes (61).		Congenital Malformations (157).	
	Rating.	No. of Deaths.	Rating.	No. of Deaths.	Rating.	No. of Deaths.	Rating.	No. of Deaths.	Rating.	No. of Deaths.	Rating.	No. of Deaths.	Rating.	No. of Deaths.	Rating.	No. of Deaths.	Rating.	No. of Deaths.	Rating	No. of Deaths.
1936	1	1,736	2	934	4	549	3	562	6	337	5	452	7	194	9	153	11	94	18	60
1937	1	1,836	2	1,038	3	612	4	602	6	354	5	477	8	250	10	126	12	110	16	71
1938	1	1,941	2	987	3	588	4	535	6	369	5	452	7	259	8	118	12	91	16	67
1939	1	2,071	2	1,044	3	591	4	552	6	349	5	373	7	223	9	121	11	101	14	81
1940	1	2,407	2	1,173	3	598	4	578	6	351	5	397	7	258	10	137	12	115	14	75
1941	1	2,882	2	1,194	3	666	4	533	5	372	6	351	8	255	7	297	9	149	13	94
1942	1	3,042	2	1,194	3	766	4	558	5	432	6	346	8	262	7	266	9	147	10	129
1943	1	3,412	2	1,299	3	820	4	613	6	438	5	457	7	342	8	300	9	201	10	114
1944	1	3,444	2	1,350	3	655	4	517	6	383	5	435	7	382	8	315	9	177	10	127
1945	1	3,523	2	1,407	3	738	4	525	5	390	6	388	7	379	8	353	9	179	10	132

Year.	Per Cent. of Total Deaths.	Rate per 100,000 Population.	Per Cent. of Total Deaths.	Rate per 100,000 Population.	Per Cent. of Total Deaths.	Rate per 100,000 Population.	Per Cent. of Total Deaths.	Rate per 100,000 Population.	Per Cent. of Total Deaths.	Rate per 100,000 Population.	Per Cent. of Total Deaths.	Rate per 100,000 Population.	Per Cent. of Total Deaths.	Rate per 100,000 Population.	Per Cent. of Total Deaths.	Rate per 100,000 Population.	Per Cent. of Total Deaths.	Rate per 100,000 Population.	Per Cent. of Total Deaths.	Rate per 100,000 Population.
1936	24.0	233.0	12.9	125.4	7.7	73.7	7.8	75.4	4.7	45.2	6.3	60.7	2.7	26.0	2.1	20.5	1.3	12.6	0.8	8.1
1937	23.0	241.9	13.0	136.8	7.7	80.6	7.6	79.3	4.4	46.6	6.0	62.8	3.1	32.9	1.6	16.6	1.4	14.5	0.9	9.4
1938	26.0	250.5	13.2	127.3	7.9	75.9	7.2	69.0	4.9	47.6	6.1	58.3	3.5	33.4	1.6	15.2	1.2	11.7	0.9	8.6
1939	27.6	261.5	13.9	131.8	7.9	74.6	7.3	69.7	4.6	44.1	5.0	47.1	3.0	28.2	1.6	15.3	1.3	12.8	1.1	10.2
1940	28.9	299.0	14.1	145.7	7.2	74.3	7.0	71.8	4.2	43.6	4.8	49.3	3.1	32.0	1.6	17.0	1.4	14.3	0.9	9.3
1941	33.3	346.2	14.0	146.0	7.8	81.4	6.3	65.1	4.4	45.5	4.1	42.9	3.0	31.1	3.5	36.3	1.8	18.2	1.1	11.5
1942	34.3	349.7	13.5	137.2	8.6	88.0	6.3	64.1	4.9	49.7	3.9	39.8	3.0	30.1	3.0	30.6	1.7	16.9	1.5	14.8
1943	34.1	379.1	13.0	144.3	8.2	91.1	6.1	68.1	4.4	48.7	4.6	50.8	3.4	38.0	3.0	33.3	2.0	22.3	1.1	12.7
1944	35.5	369.5	13.9	144.8	6.8	70.3	5.3	55.5	3.9	41.1	4.5	46.7	3.9	41.0	3.2	33.8	1.9	19.0	1.3	13.6
1945	36.1	371.2	14.4	148.3	7.6	77.8	5.4	55.3	4.0	41.1	4.0	35.6	3.9	39.9	3.6	37.2	1.8	18.9	1.4	13.9

TEN LEADING CAUSES OF DEATH IN BRITISH COLUMBIA (EXCLUDING INDIANS).

TABLE 4B.

Year.	Diseases of the Heart and Arteries (90–95, 97, 99, and 83E).		Cancer (all Forms) (45–55).		Accidental Deaths (169–195).		Nephritis (130–132).		Tuberculosis (all Forms) (13–22).		Cerebral Hæmorrhage (83A and 83B).		Diseases of Early Infancy (158–161).		Pneumonia (all Forms) (107–109).		Diabetes (61).		Congenital Malformations (157).	
	Rating.	No. of Deaths.	Rating.	No. of Deaths.	Rating.	No. of Deaths.	Rating.	No. of Deaths.	Rating.	No. of Deaths.	Rating.	No. of Deaths.	Rating.	No. of Deaths.	Rating.	No. of Deaths.	Rating.	No. of Deaths.	Rating.	No. of Deaths.
1936	1	1,721	2	917	3	515	6	333	5	374	8	148	7	163	4	386	12	93	18	57
1937	1	1,807	2	1,024	3	575	6	354	5	363	9	119	8	200	4	391	11	109	15	70
1938	1	1,913	2	973	3	554	5	362	6	332	9	110	7	212	4	381	12	91	16	62
1939	1	2,036	2	1,029	3	557	5	345	4	353	9	119	7	182	6	318	11	100	14	77
1940	1	2,373	2	1,143	3	558	5	345	4	375	10	132	7	207	6	325	12	115	14	67
1941	1	2,790	2	1,181	3	620	4	368	5	359	7	292	8	216	6	297	9	147	13	86
1942	1	3,007	2	1,177	3	706	4	423	5	388	7	260	8	233	6	295	9	147	10	118
1943	1	3,370	2	1,290	3	775	4	432	5	405	8	291	7	306	6	367	9	201	10	106
1944	1	3,415	2	1,334	3	620	4	378	6	346	8	308	7	330	5	365	9	177	10	118
1945	1	3,480	2	1,389	3	691	4	387	5	352	6	345	7	327	8	302	9	176	10	128

Year.	Per Cent. of Total Deaths.	Rate per 100,000 Population.	Per Cent. of Total Deaths.	Rate per 100,000 Population.	Per Cent. of Total Deaths.	Rate per 100,000 Population.	Per Cent. of Total Deaths.	Rate per 100,000 Population.	Per Cent. of Total Deaths.	Rate per 100,000 Population.	Per Cent. of Total Deaths.	Rate per 100,000 Population.	Per Cent. of Total Deaths.	Rate per 100,000 Population.	Per Cent. of Total Deaths.	Rate per 100,000 Population.	Per Cent. of Total Deaths.	Rate per 100,000 Population.	Per Cent. of Total Deaths.	Rate per 100,000 Population.
1936	25.8	238.9	13.7	127.3	7.7	71.5	5.0	46.2	6.0	51.9	2.2	20.5	2.4	22.6	5.8	53.6	1.4	12.9	0.9	7.9
1937	25.3	246.1	14.3	139.5	8.0	78.3	5.0	48.2	5.1	49.4	1.7	16.2	2.8	27.2	5.5	53.3	1.5	14.8	1.0	9.5
1938	27.9	255.0	14.2	129.7	8.1	73.8	5.3	48.3	4.8	44.3	1.6	14.7	3.1	28.3	5.6	50.8	1.3	12.1	0.9	8.3
1939	29.3	265.4	14.8	134.1	8.0	72.6	5.0	45.0	5.1	46.0	1.7	15.5	2.6	23.7	4.6	41.5	1.4	11.3	1.1	10.0
1940	30.9	304.2	14.9	146.5	7.3	71.5	4.5	44.2	4.9	48.1	1.7	16.9	2.7	26.5	4.2	41.7	1.5	14.7	0.9	8.6
1941	35.1	351.8	14.9	148.9	7.8	78.2	4.6	46.4	4.5	45.3	3.7	36.8	2.7	27.2	3.7	37.5	1.8	18.5	1.1	10.8
1942	36.2	355.8	14.2	139.3	8.5	83.5	5.1	50.1	4.7	45.9	3.1	30.8	2.8	27.6	3.6	34.9	1.8	17.4	1.5	14.0
1943	36.1	385.1	13.8	147.4	8.3	88.6	4.6	49.4	4.3	46.3	3.1	33.2	3.3	35.0	3.9	41.9	2.2	23.0	1.1	12.1
1944	37.5	376.5	14.6	147.1	6.8	68.4	4.1	41.7	3.8	38.1	3.4	34.0	3.6	36.4	4.0	40.2	1.9	19.5	1.3	13.0
1945	38.1	376.9	15.2	150.4	7.6	74.8	4.3	41.9	3.9	38.1	3.8	37.4	3.6	35.4	3.3	32.7	1.9	19.1	1.4	13.9

THE FOUR CHIEF CAUSES OF DEATH IN THE DIFFERENT AGE-GROUPS (INCLUDING INDIANS), 1945.

TABLE 5A.

Int. List No.	Cause of Death.	Deaths in Age-groups by Cause of Death.	Per Cent. of Deaths in Age-groups due to Specified Causes.	Age Specific Death-rate.	Deaths from Specified Causes at all Ages.
	Under 1 Year—Deaths, 792.				
159	1. Premature birth	244	30.8	12.71	244
157	2. Congenital malformations	114	14.4	5.94	132
107–109	3. Pneumonia	94	11.9	4.90	388
160	4. Injury at birth	61	7.7	3.18	61
	1–4 Years—Deaths, 171.				
169–195	1. Accidental deaths	37	21.6	0.52	738
13–22	2. Tuberculosis	24	14.0	0.34	525
107–109	3. Pneumonia	22	12.9	0.31	388
119–120	4. Diarrhœa and enteritis	8	4.7	0.11	93
	5–9 Years—Deaths, 96.				
13–22	1. Tuberculosis	29	30.2	0.44	525
169–195	2. Accidental deaths	17	17.7	0.26	738
107–109	3. Pneumonia	5	5.2	0.08	388
157	4. Congenital malformations	4	4.2	0.06	132
	10–19 Years—Deaths, 196.				
13–22	1. Tuberculosis	62	31.6	0.47	525
169–195	2. Accidental deaths	40	20.4	0.54	738
90–95, 97, 99, and 83E	3. Diseases of the heart and arteries	9	4.6	0.07	3,523
121	4. Appendicitis	5	2.6	0.04	40
	20–29 Years—Deaths, 303.				
13–22	1. Tuberculosis	94	31.0	0.57	525
169–195	2. Accidental deaths	72	23.8	0.44	738
90–95, 97, 99, and 83E	3. Diseases of the heart and arteries	15	5.0	0.09	3,523
45–55	4. Cancer and other malignant tumours	14	4.6	0.09	1,407
	30–39 Years—Deaths, 366.				
13–22	1. Tuberculosis	73	20.0	0.50	525
169–195	2. Accidental deaths	71	19.4	0.48	738
45–55	3. Cancer and other malignant tumours	45	12.3	0.31	1,407
90–95, 97, 99, and 83E	4. Diseases of the heart and arteries	38	10.4	0.26	3,523
	40–49 Years—Deaths, 554.				
45–55	1. Cancer and other malignant tumours	111	20.0	0.99	1,407
90–95, 97, 99, and 83E	2. Diseases of the heart and arteries	110	19.9	0.99	3,523
169–195	3. Accidental deaths	85	15.3	0.76	738
13–22	4. Tuberculosis	60	10.8	0.54	525
	50–59 Years—Deaths, 1,267.				
90–95, 97, 99, and 83E	1. Diseases of the heart and arteries	447	35.3	4.19	3,523
45–55	2. Cancer and other malignant tumours	294	23.2	2.76	1,407
169–196	3. Accidental deaths	95	7.5	0.89	738
13–22	4. Tuberculosis	63	5.0	0.59	525
	60–69 Years—Deaths 2,222.				
90–95, 97, 99, and 83E	1. Diseases of the heart and arteries	955	43.0	11.14	3,523
45–55	2. Cancer and other malignant tumours	474	21.3	5.53	1,407
83A–D	3. Intracranial lesions of vascular origin	202	9.1	2.36	342
169–195	4. Accidental deaths	94	4.2	1.10	738
	70–79 Years—Deaths, 2,335.				
90–95, 97, 99, and 83E	1. Diseases of the heart and arteries	1,180	50.5	31.22	3,523
45–55	2. Cancer and other malignant tumours	343	14.7	9.07	1,407
131	3. Chronic nephritis	112	4.7	2.96	363
83A–D	4. Intracranial lesions of vascular origin	257	11.0	6.80	342
	80 Years and over—Deaths, 1,454.				
90–95, 97, 99, and 83E	1. Diseases of the heart and arteries	766	52.7	81.49	3,523
45–55	2. Cancer and other malignant tumours	114	7.8	12.13	1,407
169–195	3. Accidental deaths	86	5.9	9.15	738
107–109	4. Pneumonia	69	4.7	7.34	388

THE FOUR CHIEF CAUSES OF DEATH IN THE DIFFERENT AGE-GROUPS (EXCLUDING INDIANS), 1945.

TABLE 5B.

Int. List No.	Cause of Death.	Deaths in Age-groups by Cause of Death.	Per Cent. of Deaths in Age-groups due to Specified Causes.	Age Specific Death-rate.	Deaths from Specified Causes at all Ages.
	Under 1 Year—Deaths, 606.				
159	1. Premature birth	217	35.8	11.92	217
157	2. Congenital malformations	110	18.2	6.04	128
160	3. Injury at birth	57	9.4	3.13	57
107–109	4. Pneumonia	40	6.6	2.20	302
	1–4 Years—Deaths, 92.				
169–195	1. Accidental deaths	31	33.7	0.46	691
107–109	2. Pneumonia	7	7.6	0.10	302
13–22	2. Tuberculosis	7	7.6	0.10	352
157	3. Congenital malformations	4	4.3	0.06	128
33	4. Influenza	3	3.3	0.04	38
	5–9 Years—Deaths, 60.				
169–195	1. Accidental deaths	14	23.3	0.22	691
13–22	2. Tuberculosis	5	8.3	0.08	352
157	3. Congenital malformations	4	6.7	0.06	128
121	4. Appendicitis	3	5.0	0.05	39
45–55	4. Cancer and other malignant tumours	3	5.0	0.05	1,389
	10–19 Years—Deaths, 124.				
169–195	1. Accidental deaths	30	24.2	0.24	691
13–22	2. Tuberculosis	12	16.1	0.09	352
121	3. Appendicitis	5	4.0	0.04	39
90–95, 97, 99, and 83E	4. Diseases of the heart and arteries	4	3.2	0.03	3,480
	20–29 Years—Deaths, 253.				
169–195	1. Accidental deaths	66	26.1	0.41	691
13–22	2. Tuberculosis	60	23.7	0.37	352
90–95, 97, 99, and 83E	3. Diseases of the heart and arteries	14	5.5	0.09	3,480
45–55	3. Cancer and other malignant tumours	14	5.5	0.09	1,389
163, 164	4. Suicides	10	4.0	0.06	114
130–132	4. Nephritis	10	4.0	0.06	387
	30–39 Years—Deaths, 345.				
169–195	1. Accidental deaths	69	20.0	0.48	691
13–22	2. Tuberculosis	61	17.7	0.42	352
45–55	3. Cancer and other malignant tumours	45	13.0	0.31	1,389
90–95, 97, 99, and 83E	4. Diseases of the heart and arteries	36	10.4	0.25	3,480
	40–49 Years—Deaths, 526.				
45–55	1. Cancer and other malignant tumours	108	20.5	0.99	1,389
90–95, 97, 99, and 83E	2. Diseases of the heart and arteries	107	20.3	0.98	3,480
169–195	3. Accidental deaths	81	15.4	0.74	691
13–22	4. Tuberculosis	48	9.1	0.44	352
	50–59 Years—Deaths, 1,247.				
90–95, 97, 99, and 83E	1. Diseases of the heart and arteries	443	35.5	4.22	3,480
45–55	2. Cancer and other malignant tumours	289	23.2	2.74	1,389
169–195	3. Accidental deaths	93	7.5	0.89	691
13–22	4. Tuberculosis	61	4.9	0.58	352
	60–69 Years—Deaths, 2,181.				
90–95, 97, 99, and 83E	1. Diseases of the heart and arteries	946	43.4	11.21	3,480
45–55	2. Cancer and other malignant tumours	437	20.0	5.18	1,389
83A–D	3. Intracranial lesions of vascular origin	202	9.3	2.39	332
131	4. Chronic nephritis	91	4.2	1.08	360
	70–79 Years—Deaths, 2,283.				
90–95, 97, 99, and 83E	1. Diseases of the heart and arteries	1,169	51.2	31.56	3,480
45–55	2. Cancer and other malignant tumours	340	14.9	9.18	1,389
83A–D	3. Intracranial lesions of vascular origin	253	11.1	6.83	332
131	4. Chronic nephritis	111	5.1	3.00	360
	80 Years and over—Deaths, 1,408.				
90–95, 97, 99, and 83E	1. Diseases of the heart and arteries	759	53.9	84.17	3,480
45–55	2. Cancer and other malignant tumours	114	8.1	12.64	1,389
169–195	3. Accidental deaths	82	5.8	9.09	691
107–109	4. Pneumonia	67	4.8	7.43	302

MORTALITY FROM NOTIFIABLE DISEASES.

The deaths from notifiable diseases, both including and excluding Indians, for the five-year period 1941–45, is shown by Table 6, as required by the Dominion Council of Health.

On the whole, the number of deaths from notifiable diseases was considerably less than that of 1944. Cancer continued its upward trend, while cerebrospinal meningitis, influenza, and mumps showed a decided decrease. Deaths from diphtheria and encephalitis remained approximately the same, but measles showed an increased mortality rate.

TABLE 6.

Int. List No.	Cause of Death.	Including Indians.					Excluding Indians.				
		1941.	1942.	1943.	1944.	1945.	1941.	1942.	1943.	1944.	1945.
43A	Actinomycosis	.....	.....	1	1	.....	.....	.....	1	1	.....
7	Anthrax	.....	.....	.....	.....	.....	.....	.....	.....	.....	.....
177A	Botulism	1	.....	.....	3	.....	.....	.....	.....	3	.....
45–55	Cancer	1,194	1,194	1,290	1,350	1,407	1,181	1,177	1,281	1,334	1,389
6	Cerebrospinal meningitis (epidemic)	17	18	10	8	2	15	15	8	7	2
38E	Chicken-pox	.....	1	1	1	.....	.....	1	1	1	.....
4	Cholera, Asiatic	.....	.....	.....	.....	.....	.....	.....	.....	.....	.....
88B	Conjunctivitis, acute	.....	1	.....	.....	.....	.....	1	.....	.....	.....
10	Diphtheria	2	2	5	1	2	2	1	3	1	1
27A–B	Dysentery (amœbic and bacillary)	1	1	11	1	.....	1	.....	10	1	.....
37	Encephalitis	4	3	11	2	2	4	2	11	2	2
11	Erysipelas	1	4	3	.....	2	1	4	3	.....	2
38D	German measles	1	.....	.....	.....	.....	.....	.....	.....	.....	.....
26B	Glanders	.....	.....	.....	.....	.....	.....	.....	.....	.....	.....
33	Influenza (epidemic)	117	78	189	138	48	89	44	134	114	38
23	Leprosy	.....	.....	2	.....	.....	.....	.....	2	.....	.....
28	Malaria	.....	.....	1	1	.....	.....	.....	1	1	.....
24C	Malignant œdema	.....	1	.....	.....	.....	.....	.....	.....	.....	.....
35	Measles	10	14	22	4	21	10	5	11	2	9
44C	Mumps	.....	1	2	8	1	.....	.....	2	8	1
25A	Ophthalmia neonatorum	.....	.....	1	.....	.....	.....	.....	1	.....	.....
2	Paratyphoid fever	.....	.....	.....	1	3	.....	.....	.....	.....	3
69	Pellagra	1	.....	1	.....	1	1	.....	1	.....	1
3	Plague	.....	.....	.....	.....	.....	.....	.....	.....	.....	.....
	Pneumonia—										
107	*Bronchial*	192	157	154	219	180	163	140	127	194	147
108	Lobar	100	126	215	132	120	95	118	202	108	108
36	Poliomyelitis	1	.....	1	2	1	1	.....	1	1	1
38G	Psittacosis	.....	.....	.....	.....	.....	.....	.....	.....	.....	.....
147B	Puerperal septicæmia	6	8	11	3	7	5	8	10	2	7
38B	Rabies	.....	.....	.....	.....	.....	.....	.....	.....	.....	.....
39C	Rocky Mountain spotted fever	.....	.....	.....	.....	.....	.....	.....	.....	.....	.....
8	Scarlet fever	2	4	2	2	2	2	3	2	2	1
115B	Septic sore throat	5	6	4	10	8	5	6	2	10	8
34	Smallpox	.....	.....	.....	.....	.....	.....	.....	.....	.....	.....
12	Tetanus	.....	1	1	.....	1	.....	1	1	.....	1
29A	Tick paralysis	.....	.....	.....	.....	.....	.....	.....	.....	.....	.....
88A	Trachoma	.....	.....	.....	.....	.....	.....	.....	.....	.....	.....
42A	Trichinosis	.....	.....	.....	.....	.....	.....	.....	.....	.....	.....
13–22	Tuberculosis	533	558	613	517	525	359	388	405	346	352
26A	Tularæmia	.....	.....	.....	1	.....	.....	.....	.....	1	.....
1	Typhoid fever	3	3	3	4	.....	3	3	3	3	.....
39A, B, C	Typhus fever	.....	.....	.....	.....	.....	.....	.....	.....	.....	.....
5	Undulant fever	1	1	.....	.....	1	1	1	.....	.....	1
	Venereal diseases—										
44A, 25B	Gonorrhœa	2	.....	3	.....	.....	.....	.....	3	.....	.....
30	Syphilis	90	90	94	78	85	82	86	89	70	80
9	Whooping-cough	8	13	16	10	8	4	7	12	9	4
38A	Yellow fever	.....	.....	.....	.....	.....	.....	.....	.....	.....	.....

INFANT MORTALITY.

Infant mortality rates, both including and excluding Indians, have been increasing since 1942 and continue to do so in 1945. An increase in the number of deaths over 1944 is shown by diarrhœa and enteritis, diseases of the thymus gland, malformations, tuberculosis, and measles. Prematurity remained the leading cause of infant mortality, taking nearly one-third of infant deaths. A decline is shown in the atelectasis, pneumonia, and congenital debility rates, while influenza has dropped to a rate lower than in any year since 1940.

The leading causes of death for children under 1 year of age, both including and excluding Indians, for the period 1941–45, is given by Table 7.

TABLE 7.

Int. List No.	Cause of Death.	Including Indians.					Excluding Indians.				
		1941.	1942.	1943.	1944.	1945.	1941.	1942.	1943.	1944.	1945.
161A	Atelectasis	33	22	23	38	25	31	21	22	37	23
106	Bronchitis	4	9	6	3	5	2	4	.....	.....	4
107	Bronchopneumonia	46	31	39	56	51	31	21	25	35	27
158	Congenital debility	11	9	13	23	19	1	.....	2	8	5
86	Convulsions	5	4	8	2	.....	2	3	2	1	.....
119	Diarrhœa and enteritis	16	21	27	39	60	6	12	19	20	39
64	Diseases of the thymus gland	26	34	37	28	35	25	31	35	26	34
33	Influenza	32	20	20	22	10	14	7	10	11	4
160	Injury at birth	55	62	69	67	61	50	61	67	61	57
157	Malformations	70	108	96	95	114	64	98	90	88	110
35	Measles	1	8	7	1	10	1	2	4	.....	4
108–109	Pneumonia (other than bronchopneumonia)	35	26	45	52	43	18	10	15	26	13
159	Premature birth	134	143	218	221	244	118	129	202	196	217
13–22	Tuberculosis	10	15	8	10	13	2	5	.....	5	4
9	Whooping-cough	5	8	8	8	5	3	5	6	7	3
	Other causes	69	76	87	102	97	56	57	63	62	62
	Totals	552	596	711	767	792	424	466	562	583	606
	Living births	15,038	16,808	18,802	18,999	18,877	14,142	15,788	17,666	17,797	17,646
	Rate per 1,000 living births	36.7	35.5	37.8	40.4	42.0	30.0	29.5	31.8	32.8	34.3

INFANT AND MATERNAL MORTALITY RATES FOR BRITISH COLUMBIA, 1936–45.

TABLE 8.

	1936.	1937.	1938.	1939.	1940.	1941.	1942.	1943.	1944.	1945.
Infant mortality rates per 1,000 live births—										
Including Indians	43.9	55.8	44.6	39.0	38.0	36.7	35.5	37.8	40.4	42.0
Excluding Indians	34.9	40.8	34.7	30.7	28.6	30.0	29.5	31.8	32.8	34.3
Indians	153.8	254.7	175.0	147.4	166.5	142.9	127.5	131.2	153.1	151.1
Maternal mortality rates per 1,000 live births—										
Including Indians	4.7	4.5	3.8	3.1	3.1	2.7	2.7	2.5	2.6	2.6
Excluding Indians	4.5	4.5	3.6	2.3	2.8	2.2	2.5	2.3	2.4	2.4
Indians	7.4	5.0	6.8	13.6	7.4	10.0	4.9	6.2	5.8	5.7

GRAPH D.—INFANT AND MATERNAL MORTALITY RATES, BRITISH COLUMBIA, 1936–45.

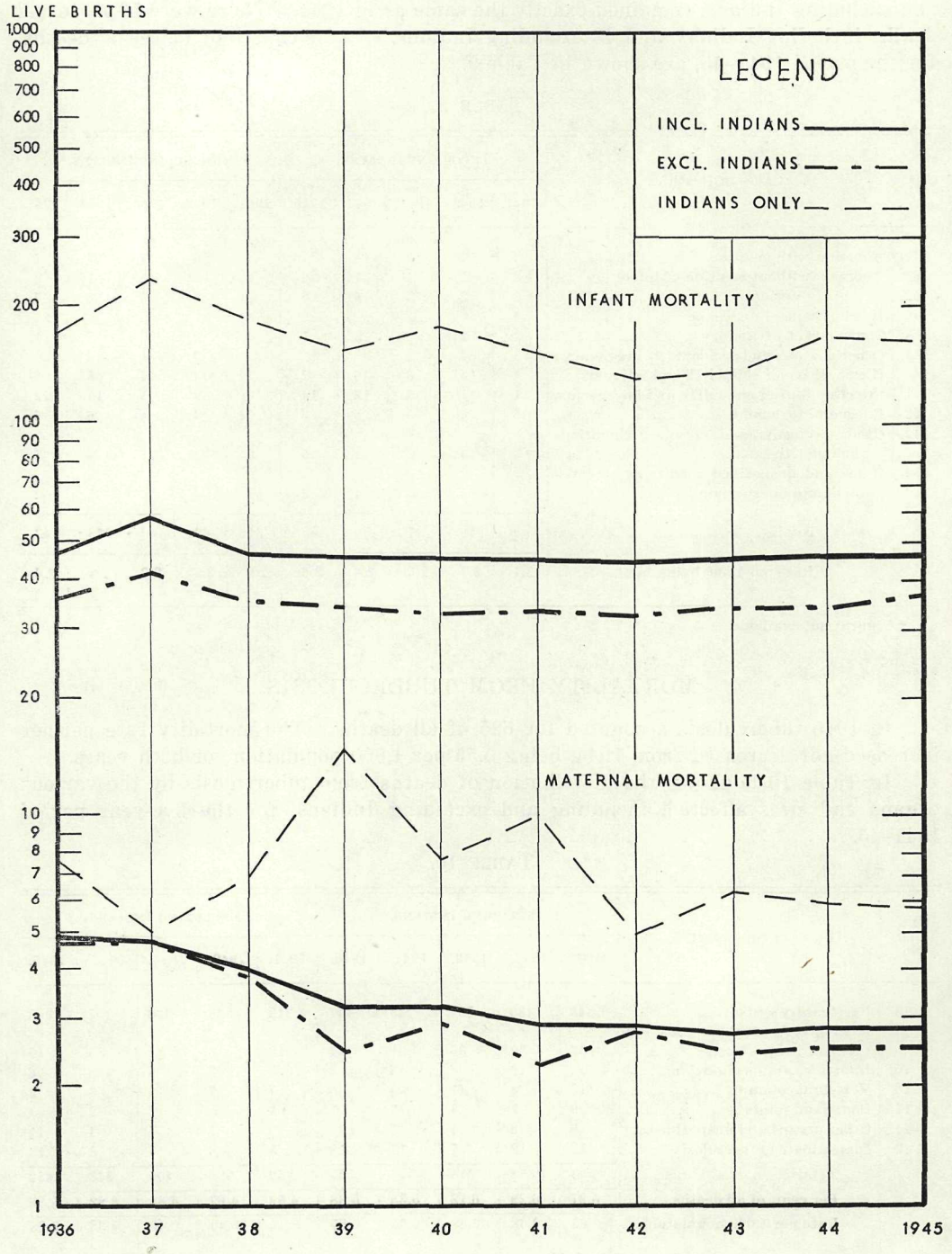

MATERNAL MORTALITY.

The total number of maternal deaths, as well as the mortality rates, both including and excluding Indians, remained exactly the same as in 1944. There were 50 maternal deaths including Indians, and 43 excluding Indians. These causes of maternal deaths, for the period 1941–45, are shown in Table 9.

TABLE 9.

Int. List No.	Cause of Death.	Including Indians.					Excluding Indians.				
		1941.	1942.	1943.	1944.	1945.	1941.	1942.	1943.	1944.	1945.
140	Abortion with mention of infection	4	4	7	8	7	4	4	7	7	7
141	Abortion without mention of infection	2	7	4	1	3	2	6	4	1	2
142	Ectopic gestation	2	2	3	6	5	2	2	3	6	5
143	Hæmorrhage of pregnancy	*	....	....	....	....	*	....	....	....	....
144	Toxæmias of pregnancy	4	2	....	3	1	3	2	....	3	1
145	Other diseases and accidents of pregnancy	....	4	2	....	....	....	3	1	....	....
146	Hæmorrhage of childbirth and puerperium	7	4	16	6	7	3	4	14	5	5
147	Infection during childbirth and puerperium	11	11	6	12	14	10	9	5	10	12
148	Puerperal toxæmias	5	4	5	6	6	5	4	5	6	6
149	Other accidents and specified conditions of childbirth	3	3	2	4	5	2	3	1	4	5
150	Other and unspecified conditions of childbirth and puerperium	2	4	2	4	2	....	3	....	1	....
	Totals	40	45	47	50	50	31	40	40	43	43
	Rate per 1,000 living births	2.7	2.7	2.5	2.6	2.6	2.2	2.5	2.3	2.4	2.4

* Figures not available.

MORTALITY FROM TUBERCULOSIS.

In 1945 tuberculosis accounted for 525 of all deaths. The mortality rate neither increased nor decreased from 1944, being 0.55 per 1,000 population for both years.

In Table 10 is shown the distribution of deaths from tuberculosis by the various organs and sites affected, including and excluding Indians, for the five-year period 1941–45.

TABLE 10.

Int. List No.	Organ or Site affected.	Including Indians.					Excluding Indians.				
		1941.	1942.	1943.	1944.	1945.	1941.	1942.	1943.	1944.	1945.
13	Respiratory system	440	480	537	443	437	312	343	368	307	300
14	Meninges, central nervous system	43	39	36	31	44	19	16	12	16	19
15	Intestines and peritoneum	11	10	8	13	6	5	7	5	8	6
16	Vertebral column	12	8	11	5	6	7	7	6	3	3
17	Bones and joints	6	1	3	3	1	3	.....	2	2	.....
18–21	Other organs and unspecified	9	8	11	7	13	8	7	7	4	11
22	Disseminated tuberculosis	12	12	7	15	18	5	8	5	8	13
	Totals	533	558	613	517	525	359	388	405	348	352
	Per cent. of all deaths	6.27	6.29	6.12	5.33	5.38	4.52	4.67	4.34	3.82	3.86
	Rate per 1,000 population	0.65	0.68	0.68	0.55	0.55	0.45	0.49	0.46	0.38	0.38

MORTALITY FROM CANCER (INCLUDING INDIANS).

Cancer deaths have been increasing since 1938 and in 1945 rose to a total of 1,407. As in the previous year, the majority of these were males, there being approximately 200 more male than female deaths.

The distribution of deaths from cancer by the various organs and sites affected, for the five-year period 1941–45, is shown by Table 11.

TABLE 11.

Int. List No.	Organ or Site affected.	1941.	1942.	1943.	1944.	1945.
45	Buccal cavity	52	47	41	41	50
46	Digestive tract and peritoneum	559	591	627	694	704
47	Respiratory	102	89	107	120	104
48–49	Female genital organs	109	126	126	123	129
50	Breast	127	100	119	133	125
53	Skin	12	15	16	14	20
51, 52, 54, 55	Other sites and not specified	233	226	254	225	275
	Totals	1,194	1,194	1,290	1,350	1,407
	Per cent. of all deaths	14.04	13.46	12.88	13.92	14.42
	Rate per 1,000 population	1.48	1.45	1.43	1.45	1.48

SPECIAL CLASSIFICATION OF ACCIDENTAL DEATHS.

All accidental deaths are included within the International List of Causes of Death, Nos. 169–195. However, accidental deaths described by International List Nos. 169–176, 180, and 187 are classified under those titles without regard to the nature of the injury. In order that the nature of the injury in many cases may be tabulated, a supplementary code for nature of injury has been used.

Table 12 shows special Classes of Accidental Deaths in British Columbia, classified according to nature of injury in 1945. Included also are the International List numbers. It will be noted that these include only the numbers 169–176, 178, 180–183, 185–187, and 193.

TABLE 12.

Int. List No.	Cause of Death.	Male.	Female.	Total.
	Accidental absorption of poisonous gas	18	4	22
180	Conflagration	4	3	7
178	Accidental absorption of poisonous gas	14	1	15
	Accidental burns	47	23	70
170C	Automobile accidents (excluding trains or street-cars)	.....	1	1
173	Air transport accidents	12	.....	12
180	Conflagration	12	12	24
181	Accidental burns (conflagration excepted)	23	10	33
	Accidental mechanical suffocation	12	2	14
174	Accidents in mines and quarries	1	.....	1
175C	Other agricultural accidents	1	.....	1
180	Conflagration	1	.....	1
182	Accidental mechanical suffocation	9	2	11
	Accidental drowning	99	13	112
170C	Automobile accidents (excluding trains or street-cars)	5	2	7
172	Water transport accidents	28	3	31
173	Air transport accidents	1	.....	1
175D	Accidents involving forestry machinery and vehicles	1	.....	1
175E	Other forestry accidents	1	.....	1
183	Accidental drowning	63	8	71
	Accidental injury by cutting or piercing instruments	10	1	11
169	Railway accidents (excluding motor-vehicles)	2	.....	2
172	Water transport accidents	1	.....	1
175D	Accidents involving forestry machinery and vehicles	1	.....	1
176	Other accidents involving machinery	5	.....	5
185	Accidental injury by cutting or piercing instruments	1	1	2
	Accidental injury by fall	80	85	165
169	Railway accidents (excluding motor-vehicles)	1	.....	1
170C	Automobile accidents (excluding trains or street-cars)	3	1	4
170D	Motor-cycle accidents (excluding automobiles)	1	.....	1
171B	Other road transport accidents (excluding street-cars, trains, and motor-vehicles)	1	.....	1
172	Water transport accidents	1	.....	1
175E	Other forestry accidents	1	.....	1
180	Conflagration	1	.....	1
186A	Accidental injury by fall	71	84	155
	Accidental injury by crushing	214	28	242
169	Railway accidents (excluding motor-vehicles)	25	.....	25
170A	Collisions with trains	1	1	2
170B	Collisions with street-cars	1	2	3
170C	Automobile accidents (excluding trains or street-cars)	84	19	103
170D	Motor-cycle accidents (excluding automobiles)	3	1	4
171A	Street-car accidents (excluding trains and motor-vehicles)	8	3	11
171B	Other road transport accidents (excluding street-cars, trains, and motor-vehicles)	2	1	3
173	Air transport accidents	9	.....	9
174	Accidents in mines and quarries	11	.....	11
175A	Accidents involving agricultural machinery and vehicles	1	.....	1
175B	Injury by animals, in agriculture	4	.....	4
175D	Accidents involving forestry machinery and vehicles	7	.....	7
175E	Other forestry accidents	45	.....	45
176	Other accidents involving machinery	6	.....	6
186B	Accidental injury by crushing	7	1	8
	Accidents due to electric currents	5	.....	5
193	Accidents due to electric currents	5	.....	5
	Total special classification of accidental deaths (listed above)	485	156	641
169–195	Total accidental deaths	555	183	738

ILLEGITIMATE BIRTHS.

Illegitimacy, which has been increasing since 1924, continued its trend and reached a total of 1,121 births in 1945. The rate per 1,000 live births including Indians was 59.4, while excluding Indians it was 44.9.

The number of illegitimate births and the rate per 1,000 live births, for the period 1936–45, is given by Table 13.

TABLE 13.

Year.	Including Indians.		Excluding Indians.	
	No.	Rate per 1,000 Live Births.	No.	Rate per 1,000 Live Births.
1936	377	35.6	303	31.0
1937	435	38.6	353	33.7
1938	510	40.9	432	37.3
1939	501	40.5	392	34.1
1940	551	39.8	432	33.5
1941	688	45.8	545	38.5
1942	759	45.2	606	38.4
1943	827	44.0	633	35.8
1944	1,048	55.2	777	43.7
1945	1,121	59.4	847	44.9

STILL-BIRTHS.

The number of still-births in British Columbia for 1945 once more shows an increase, after the decrease in the previous year's figure. Although the total number of still-births excluding Indians is less than that including Indians, the rate is slightly higher.

Table 14 shows the number of still-births and the rate per 1,000 living births, including and excluding Indians, for the period 1936–45.

TABLE 14.

Year.	Including Indians.			Excluding Indians.		
	Number of Still-births.	Number of Living Births.	Rate per 1,000 Living Births.	Number of Still-births.	Number of Living Births.	Rate per 1,000 Living Births.
1936	222	10,571	21.0	212	9,765	21.7
1937	247	11,279	21.9	237	10,486	22.3
1938	256	12,476	20.5	248	11,596	21.4
1939	239	12,373	19.3	230	11,491	20.0
1940	274	13,830	19.8	260	12,881	20.2
1941	287	15,038	19.1	273	14,142	19.3
1942	304	16,808	18.1	292	15,788	18.5
1943	317	18,802	16.9	302	17,666	17.1
1944	298	18,999	15.7	291	17,797	16.4
1945	328	18,877	17.4	316	17,646	17.9

Indian still-births counted from actual registrations.

MARRIAGES.

Since 1942 the number of marriages in the Province has been decreasing, but in 1945 an upward trend is shown. The number of marriages solemnized was 9,262, while the rate per 1,000 population was 9.8.

Table 15 gives the number of marriages performed, by the conjugal condition of the contracting parties and the rate per 1,000 population, during the ten-year period 1936–45.

TABLE 15.

Year.	Conjugal Condition of Contracting Parties.						Total Number of Marriages.	Marriage Rate per 1,000 Population.
	Single.		Widowed.		Divorced.			
	Male.	Female.	Male.	Female.	Male.	Female.		
1936	4,877	4,947	350	291	224	213	5,451	7.3
1937	5,542	5,590	378	328	271	273	6,191	8.2
1938	5,438	5,486	392	344	305	305	6,135	7.9
1939	7,149	7,128	391	360	322	374	7,862	9.9
1940	8,678	8,596	503	528	443	500	9,624	12.0
1941	8,745	8,649	525	583	499	537	9,769	11.9
1942	9,643	9,538	598	613	586	676	10,827	13.1
1943	8,203	8,077	585	668	597	640	9,385	10.4
1944	7,176	7,116	669	657	589	661	8,434	9.0
1945	7,811	7,733	619	751	832	778	9,262	9.8

GRAPH E.—MARRIAGES IN BRITISH COLUMBIA, 1936–45.

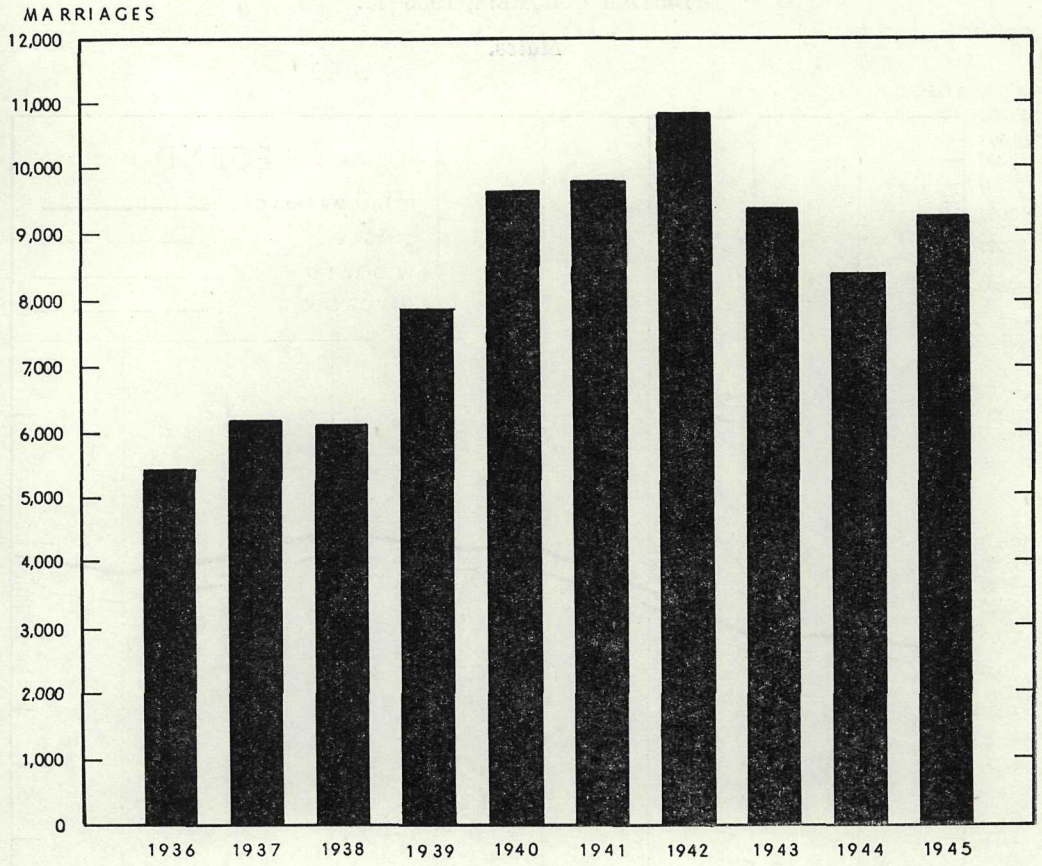

GRAPH F.—MARRIAGES BY CONJUGAL CONDITION OF THE CONTRACTING PARTIES IN BRITISH COLUMBIA, 1936–45.

Males.

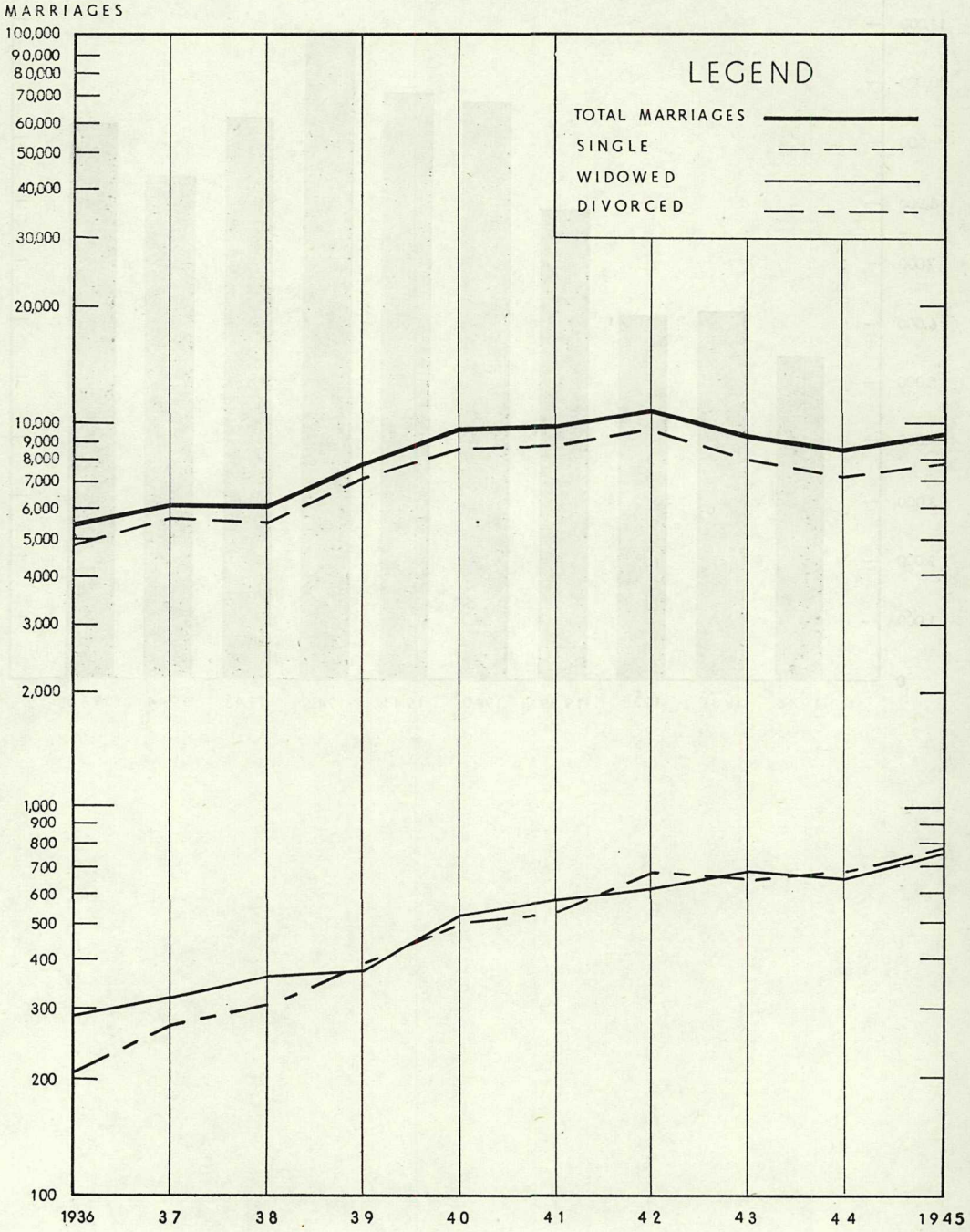

GRAPH G.—MARRIAGES BY CONJUGAL CONDITION OF THE CONTRACTING PARTIES IN BRITISH COLUMBIA, 1936–45.

Females.

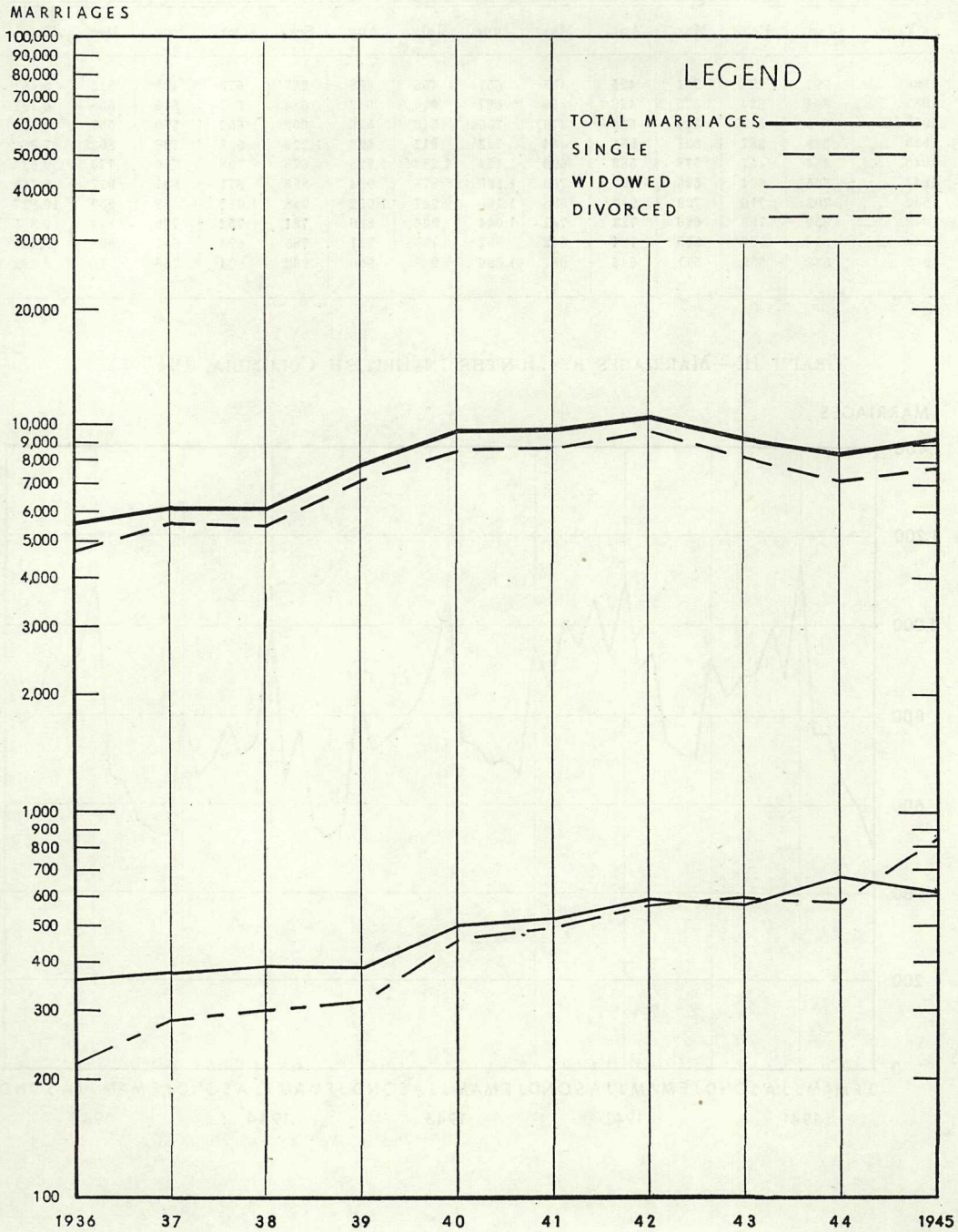

The number of marriages solemnized by months in British Columbia during the ten-year period 1936–45 is shown by Table 16.

TABLE 16.

Year.	Jan.	Feb.	Mar.	Apr.	May.	June.	July.	Aug.	Sept.	Oct.	Nov.	Dec.	Total.
1936	297	298	261	425	435	657	455	488	567	573	483	512	5,451
1937	301	324	375	426	469	697	610	542	684	647	548	568	6,191
1938	348	319	313	514	379	755	546	518	652	652	580	559	6,135
1939	329	387	321	551	464	732	612	623	1,276	968	796	803	7,862
1940	454	457	578	588	600	1,124	1,283	1,328	878	798	766	770	9,624
1941	505	604	635	760	760	1,129	878	994	885	871	831	917	9,769
1942	702	716	729	930	898	1,105	927	1,052	948	1,012	858	950	10,827
1943	659	703	686	723	741	1,044	906	826	781	752	720	844	9,385
1944	552	526	555	784	642	992	735	711	785	693	651	808	8,434
1945	532	539	571	643	657	1,096	928	900	932	804	786	874	9,262

GRAPH H.—MARRIAGES BY MONTHS IN BRITISH COLUMBIA, 1941–45.

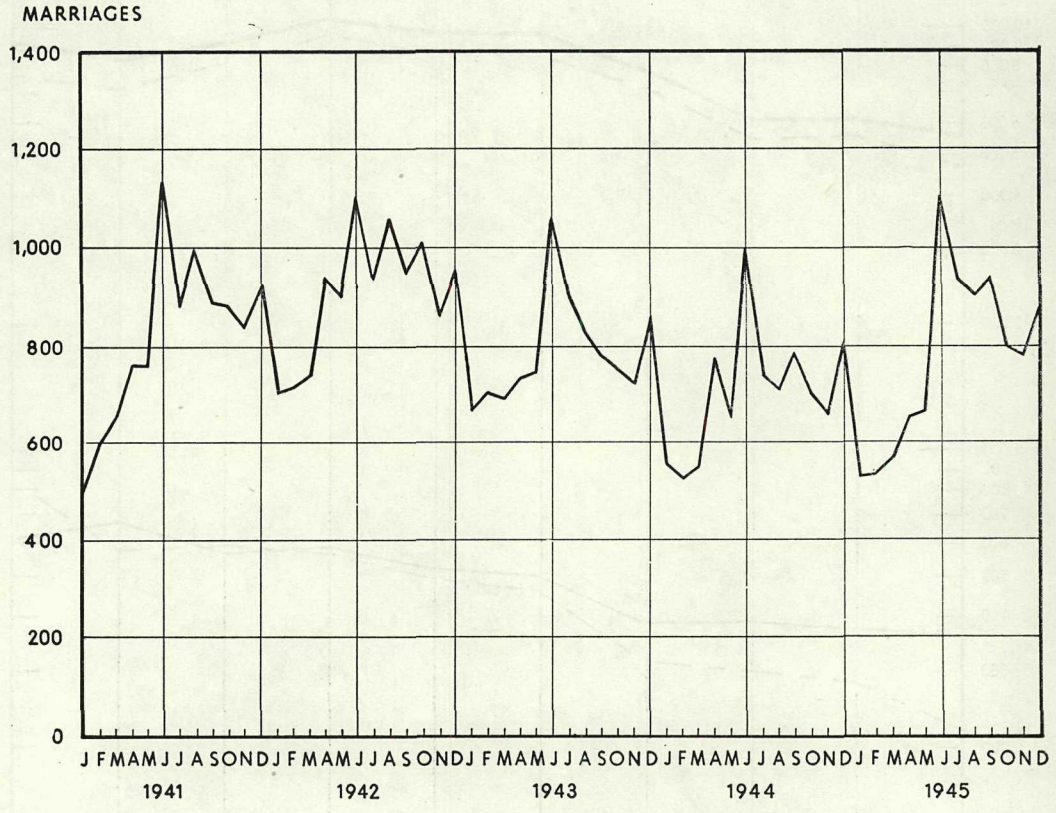

PART II.—ADMINISTRATION AND DIVISIONAL ACTIVITIES.

THE CONTRIBUTION OF THE DIVISION OF VITAL STATISTICS TO CANADA'S WAR EFFORT.

The Division's contribution to the war effort was again a significant part of its duties. Only the most important items of assistance in the war effort are outlined herein.

Documentation for Dependents' Allowance Board.—The Division assisted in the searching and certifying of 10,044 vital records pertaining to members of Canada's armed forces. This was a considerable decrease from the previous year, when 19,493 records were searched and certified. The total number of records so documented since the outbreak of war is 90,188.

Military Verification.—The number of verifications for recruiting purposes dropped from 1,087 in the year 1944 to 175 in the current year. Proof of age is a general recruiting requirement for the Air Force. Any Army recruits around the age of 17 or 18 must also supply proof of age. The decrease may be largely attributed to reduced recruiting for the Air Force as well as to the elimination of a certain amount of duplication in military documentation.

Fees Waived for Military Purposes.—The Division continued to waive the statutory fees for delayed registration of birth, legitimation of birth, alteration of Christian name, and correction of documents, etc., providing such services were for military purposes. A complete report was made on each of these cases to the Dependents' Allowance Board in Ottawa. Sometimes investigations were necessary, which required considerable time and effort.

Co-operation with War-time Federal Agencies.—There was no change in the amount or degree of co-operation given by the Division to the National Registration authorities, Selective Service, Wartime Prices and Trade Board, and the Department of External Affairs, whereby proof or verification is regularly given to these bodies.

SUMMARY OF REGISTRATION, 1936–45.

TABLE 1.

Year.	Live Births.	Deaths.	Marriages.	Still-births.	Adoptions.	Divorces.	Total.
1936	11,186	7,254	5,465	236	80	463	24,684
1937	13,033	7,981	6,232	254	109	536	28,145
1938	13,812	7,455	6,158	259	134	652	28,470
1939	13,176	7,626	7,897	279	150	608	29,736
1940	15,616	8,386	9,694	280	163	687	34,826
1941	17,025	8,617	9,828	308	191	563	36,532
1942	18,346	8,916	10,905	313	157	847	39,484
1943	20,068	9,918	9,476	338	249	886	40,935
1944	19,962	9,833	8,549	321	303	1,031	39,999
1945	20,229	9,848	9,317	340	330	1,366	41,430

GRAPH I.—SUMMARY OF REGISTRATIONS OF BIRTHS, DEATHS, AND MARRIAGES IN BRITISH COLUMBIA, 1936–45.

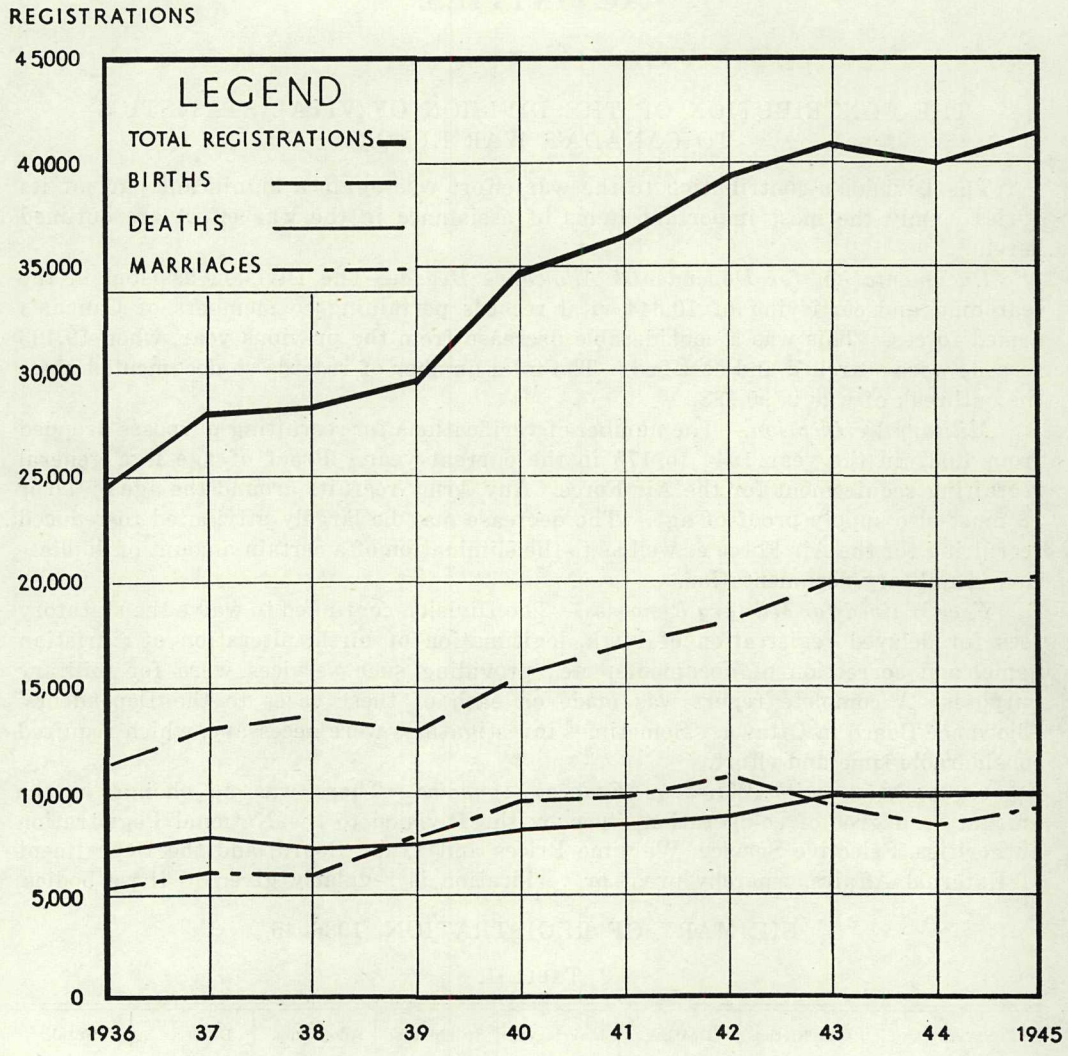

GRAPH J.—ADOPTIONS IN BRITISH COLUMBIA, 1936–45.

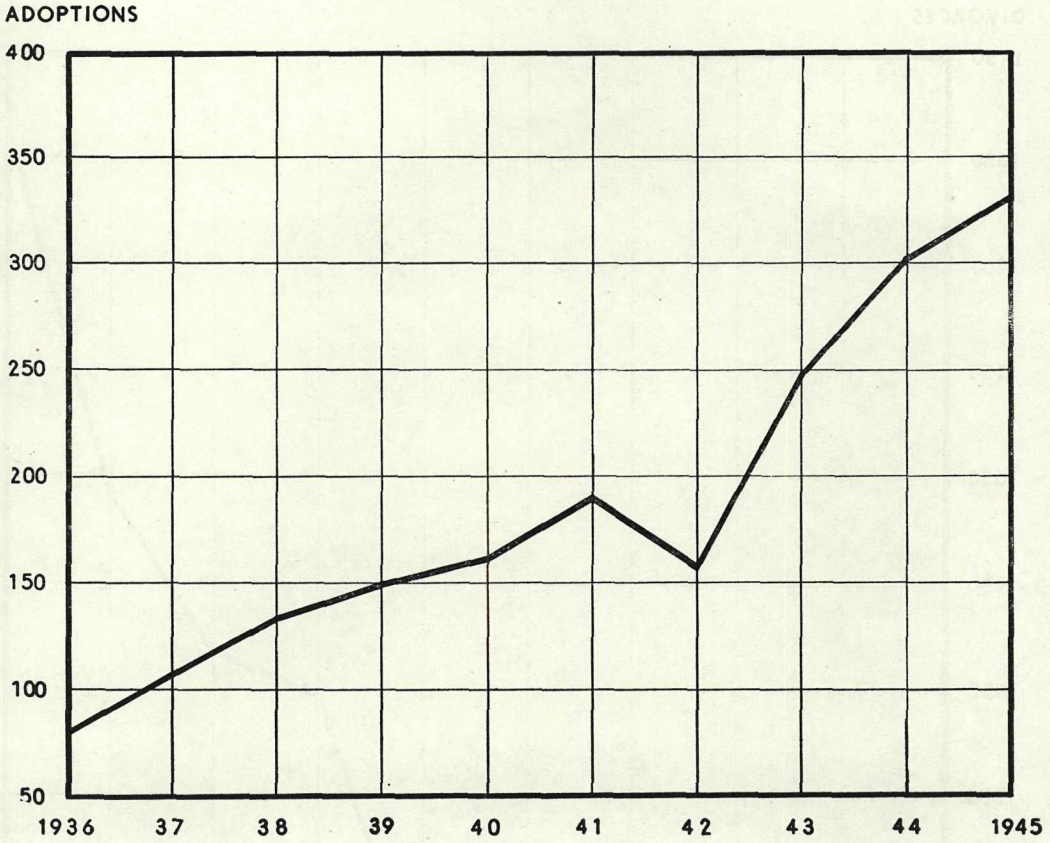

GRAPH K.—DIVORCES IN BRITISH COLUMBIA, 1936–45.

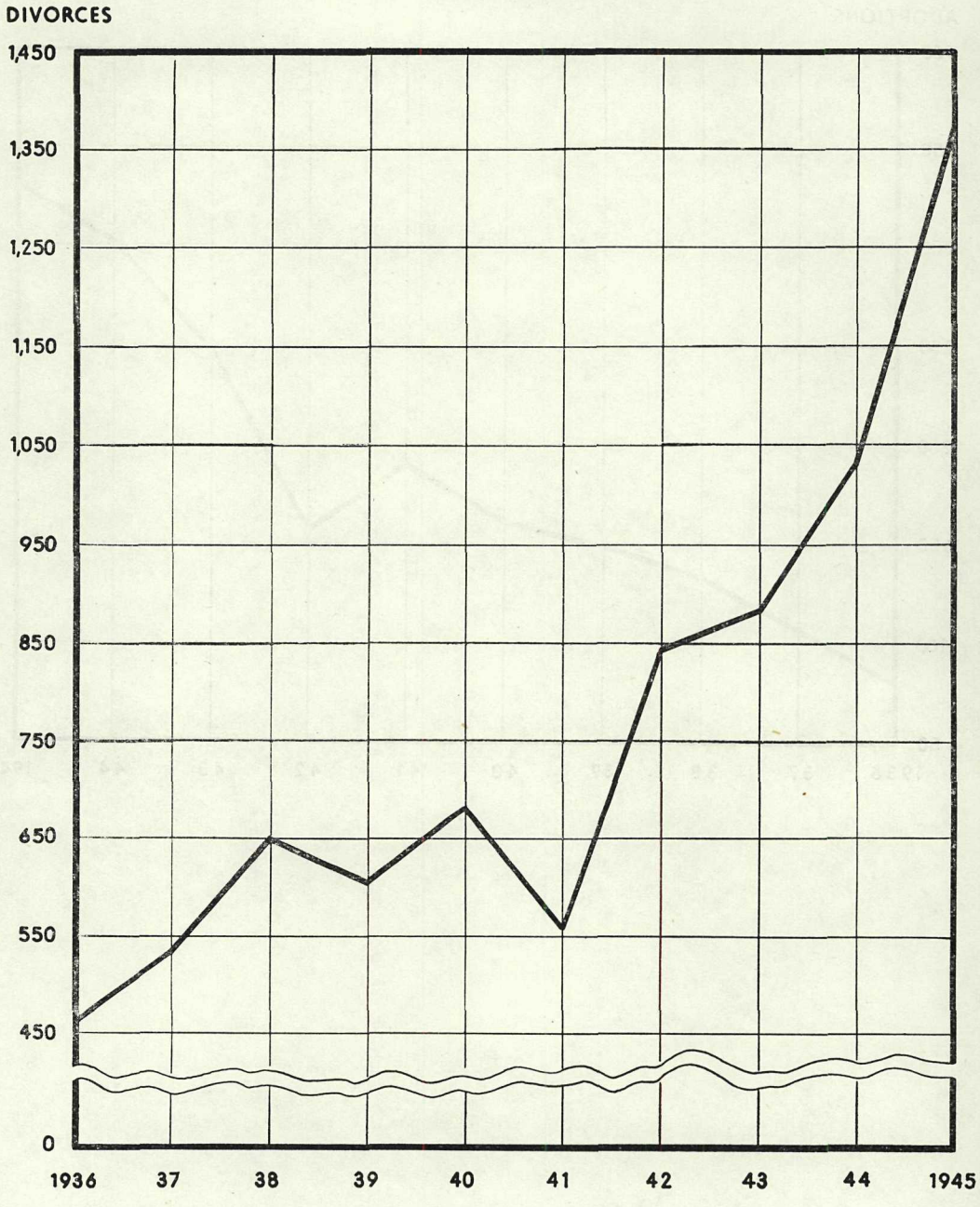

Table 2 shows the total number of current registrations, including Indians, filed with the Division of Vital Statistics during the year ended December 31st, 1945, distributed according to statistical areas.

TABLE 2.

Area.	Living Births.	Deaths.	Marriages.	Area.	Living Births.	Deaths.	Marriages.
1a	35	28	23	7a	92	17	27
1b	260	114	63	7b	1	9	1
1c	113	52	46	7c	161	51	48
2a	53	40	31	8a	196	61	59
2b	466	121	100	8b	42	15	3
2c	546	226	176	8c	5	1	.....
3a	732	294	275	8d	111	44	31
3b	398	163	129	8e	89	33	12
3c	104	49	24	8f	96	25	21
4a	2,221	1,250	956	8g	2	2	.....
4b	7,821	4,360	5,056	9a	3	2	1
5a	2,471	1,490	1,325	9b	8	.....	1
5b	18	29	7	9c	1	6	3
5c	234	93	82	9d	302	113	189
5d	357	85	112	9e	.....	1	.....
5e	22	22	2	9f	24	15	4
5f	59	38	20	10a	6	5	4
6a	6	7	3	10b	1	.....	.....
6b	75	44	33	10c	78	17	23
6c	402	241	141	10d	250	52	58
6d	1	.....	1	*Not stated*	.....	1	1
6e	3	4	.....	Indian reserves	1,634	603	172
6f	34	20	16	Totals	19,533	9,843	9,279

SUMMARY OF REGISTRATION AMONG THE ORIENTAL RACES.

CHINESE.

The total number of Chinese live births registered during the year ended December 31st, 1945, was 147—males 71, females 76. Chinese children born alive during 1945 numbered 132—males 63, females 69. The balance—8 males and 7 females—were born prior to the year 1945. There were no still-births. The number of Chinese deaths registered during the year 1945 was 334—325 males and 9 females—as against 357 in 1944. A total of 40 deaths—39 males and 1 female—was due to tuberculosis, and 39 deaths—37 males and 2 females—were due to cancer. Deaths of children under 1 year of age numbered 2—both males.

JAPANESE.

In the year ended December 31st, 1945, there was a total number of 348 Japanese live births. Of these, 183 were males and 165 females. The number born alive during the year 1945 was 335—males 175, females 160. Previous to 1945 there were 13 Japanese children born—males 8, females 5. Still-births numbered 4—males 3, females 1. Deaths registered in 1945 were 113—81 males and 32 females—as against 105 in 1944. Tuberculosis deaths totalled 16—11 males and 5 females—while cancer deaths numbered 20—18 males and 2 females. There were 14 deaths of children under 1 year; of these, 6 were males and 8 females.

SUMMARY OF REGISTRATION AMONG INDIANS.

Registration of live births of Indians for the year ended December 31st, 1945, totalled 1,650—males 835, females 815. Of these, 8 males and 16 females were born outside the Province. There was a total registration of 611 deaths—312 males and

299 females—including 5 males and 4 females dying outside the Province. There were 12 still-births—9 males and 3 females. There were 190 children who died under 1 year of age, 107 being males and 83 females. Deaths from tuberculosis numbered 160—71 males and 89 females; from cancer 19—11 males and 8 females. Indian registrations numbered 182.

DOUKHOBOR REGISTRATION OF BIRTHS.

The Division has continued the registration of Doukhobor births in co-operation with the Provincial Police, in accordance with instructions received in May, 1937. There have been 3,637 registrations filed since then.

Table 3 shows Doukhobor births registered during 1945 and the cumulative total from 1937 to 1945, by actual year of birth and sex of child.

TABLE 3.

Year of Birth.	1945.			Cumulative Total, 1937–45.	Year of Birth.	1945.			Cumulative Total, 1937–45.
	M.	F.	T.			M.	F.	T.	
1907				2	1927				114
1908					1928				133
1909		1	1	9	1929				145
1910				24	1930				104
1911				35	1931				119
1912				46	1932				142
1913				71	1933		1	1	127
1914				86	1934				125
1915		1	1	44	1935				122
1916				73	1936				119
1917				74	1937				163
1918		1	1	109	1938				131
1919				110	1939				136
1920	1		1	95	1940				144
1921		1	1	81	1941				128
1922				66	1942				129
1923				74	1943				107
1924				104	1944	8	8	16	88
1925				76	1945	36	32	68	68
1926				114	Totals	45	45	90	3,637

Table 4 shows Doukhobor births registered during 1945 and the cumulative total from 1937 to 1945, by place of birth.

TABLE 4.

Place of Birth.	1945.			Cumulative Total, 1937–45.
	Home.	Institution.	Total.	
Area No. 2—				
Creston	.....	.....	.....	4
Nelson	1	43	44	278
New Denver	.....	1	1	10
Revelstoke	.....	.....	.....	1
Rossland	.....	.....	.....	25
Slocan City	.....	.....	.....	2
Trail	1	15	16	72
Unorganized	13	1	14	2,358
Area No. 3—				
Grand Forks	2	2	4	35
Greenwood	.....	.....	.....	2
Kelowna	.....	.....	.....	2
Spallumcheen	.....	.....	.....	1
Unorganized	8	1	9	837
Area No. 4—				
Vancouver	.....	2	2	5
Matsqui	.....	.....	.....	1
Area No. 5A—				
Victoria	.....	.....	.....	1
Area No. 6A—				
Kamloops	.....	.....	.....	1
Area No. 8A—				
Prince George	.....	.....	.....	1
Area No. 8B—				
Smithers	.....	.....	.....	1
Totals	25	65	90	3,637

Table 5 shows Doukhobor births registered during 1945 and the cumulative total from 1937 to 1945, by birthplace of parents.

TABLE 5.

Part A.

Birthplace of Father.	1945.	Cumulative Total, 1937–45.	Birthplace of Father.	1945.	Cumulative Total, 1937–45.
Alberta	.....	4	China	.....	1
British Columbia	41	436	Germany	.....	1
Manitoba	2	36	Greece	.....	1
Nova Scotia	.....	1	Poland	1	2
Ontario	.....	1	Russia	5	1,355
Quebec	.....	2	Sicily	.....	1
Saskatchewan	39	1,732	United States	1	2
Prince Edward Island	1	1	Yugoslavia	.....	8
Canada	.....	20	Not stated	.....	32
Austria	.....	1	Totals	90	3,637

Part B.

Birthplace of Mother.	1945.	Cumulative Total, 1937–45.	Birthplace of Mother.	1945.	Cumulative Total, 1937–45.
Alberta	.....	3	Canada	.....	35
British Columbia	54	671	England	.....	1
Manitoba	1	28	Russia	5	1,173
Nova Scotia	.....	1	Switzerland	.....	1
Ontario	.....	1	Totals	90	3,637
Saskatchewan	30	1,723			

FRAUDULENT REGISTRATION OF BIRTHS.

Under section 13 of the "Vital Statistics Act" there were thirty-two cases of fraudulent or improper registration of births disposed of in 1945, as compared to the twenty-eight cases that were looked into and cleared in 1944.

LEGITIMATION OF BIRTHS.

In 1945, 131 births of children born out of wedlock were legitimated subsequent to the marriage of the natural parents. After complete investigation by the Division, a substitution was filed in each case showing the child as legitimate from birth.

The Division has adopted the routine procedure of referring all cases of intended legitimation to the Superintendent of Child Welfare to be checked, unless both natural parents had acknowledged parentage by registering the birth promptly and by jointly signing the original document showing the child to be illegitimate.

STATUTORY NOTATIONS ENTERED.

In accordance with the provisions of the "Vital Statistics Act," in 1945 there were 412 notations entered upon registrations previously filed. This is a decided decrease as compared to the previous year's figure of 664. These were for correction of errors and alteration of Christian or given names only.

DELAYED REGISTRATION OF BIRTHS.

In 1945 the total number of delayed registrations of births investigated and subsequently ordered jumped to 1,160, a considerable increase over the 985 in 1944. Of

these, 847 were completed upon payment of the registration fee of $2, realizing a revenue of $1,694, a decrease of $90 as compared with last year's figure. There were 313 registrations accepted free of charge. This large increase over the 92 in 1944 was due not only to the Order in Council which covered certificates for children whose parents were certified to be in destitute circumstances, and application for delayed registrations for military purposes, but also to the fact that the fees were waived for the many Indian registrations that were filed in 1945.

SCHOOL-TEACHERS' RETURNS UNDER THE "VITAL STATISTICS ACT."

Reports were received from 1,157 teachers, from a total of 864 schools, for the school-year 1944–45. This includes as many of the private schools in the Province as it has been possible to contact. A total of 11,706 children attending elementary grades were covered by these reports, of which 8,267 were born in British Columbia and 3,439 elsewhere.

Of the private schools that were contacted, 751 were found to be born in British Columbia and 482 outside the Province.

The birth records were searched thoroughly for each child, taking first the date of birth as reported by the teacher. If the registration of the birth was not found there, the records for the preceding and following months and years were searched before the child was finally listed as unregistered.

The following table shows the results:—

TABLE 6.

	Born in British Columbia.	Born outside British Columbia.	Registered.	Unregistered.
Public schools	8,267	404	7,863	404
Private schools	751	482	689	62
Totals	9,018	886	8,552	466

Notices were sent to the parents of the 404 children attending public schools who were not registered. Of these, 24 were found never to have been registered, 61 were born outside British Columbia, and 25 were registered on dates other than those reported in school; 145 were discovered to be attending school under different surnames and 10 under different Christian names, while 24 were registered among Indians. Of the 24 not registered, 14 delayed registrations have been accepted. Sixty-two were not heard from and 52 were not registered for other reasons.

The parents of the unregistered children attending private schools were also notified, and the following information was obtained: 1 was found never to have been registered, 20 were born outside the Province, and 9 were registered on dates other than those reported in school; 13 were discovered to be attending school under different surnames and 3 under different Christian names, while 2 were registered among Indians; 7 were not heard from and 6 were not registered for other reasons. The registration has since been effected of the one birth previously unregistered.

In summarizing, out of 9,018 children born in British Columbia and reported, 8,552 or 94.8 per cent. were registered. The balance of the unregistered births is being checked by the Division by means of follow-up letters, which should increase the number of delayed registrations effected.

REGISTRATION OF MINISTERS AND CLERGYMEN.

In 1945 the Registrar granted 277 applications for registration, an increase of 10 over the preceding year, while the number of cancellations was 338, as compared to 233 in 1944. The number on register at the end of the year was 1,368, a decrease of 61 from last year's figure.

TABLE 7.

	Permanent.	Temporary.	Total.
Total authorized during 1945	187	90	277
Total authorized from September 1st, 1930, to December 31st, 1945	2,765	587	3,352
Total cancelled during 1945	224	114	338
Total cancelled from September 1st, 1930, to December 31st, 1945	1,426	559	1,985
Number on register, December 31st, 1945	1,339	28	1,367

The registration of ministers and clergymen according to religious denomination at the end of 1944 and 1945 is given by Table 8.

TABLE 8.

Denomination.	1944.	1945.	Increase or Decrease.
Apostolic Church of the Pentecost	9	9	.....
Baptist Churches	84	78	— 6
British Columbia Evangelical Mission	.....	2	+ 2
Buddhist Churches of North America	6	5	— 1
Catholic Apostolic Church	2	2	.....
Chaplaincy Service	1	3	+ 2
Christadelphians	3	3	.....
Christian Missionary Alliance	9	9	.....
Christian Reformed Church	2	1	— 1
Church of Christ	2	2	.....
Church of England in Canada	245	236	— 9
Church of God	5	5	.....
Church of Jesus Christ of Latter-day Saints	19	22	+ 3
Church of the Nazarene	10	13	+ 3
Church of the New Jerusalem	1	1	.....
Covenant Kingdom Ministry	2	2	.....
Dr. Clem Davies' Ministry	2	2	.....
Doukhobor Sect	2	1	— 1
Evangelical Free Church of North America	5	3	— 2
Evangelical Mission Covenant Church of North America	2	3	+ 1
Evangelical Church, North-west Canada Conference	2	2	.....
Evangelical Churches of the Pentecost	7	8	+ 1
First Christian Church, Vancouver (Shelton Memorial)	1	2	+ 1
Free Church of England	6	7	+ 1
Free Church of Scotland	2	2	.....
Free Methodist Church of North America	12	13	+ 1
Greek Orthodox Church	2	3	+ 1
Holiness Movement	5	4	— 1
International Foursquare Gospel Lighthouse	10	13	+ 3
Jewish	6	5	— 1
Khalsa Diwan Society	.....	1	+ 1
Liberal Catholic Church	6	6	.....
Lutheran Churches	46	43	— 3
Menonnite Churches	46	52	+ 6
Methodist Episcopal Church (African)	1	1	.....
Moravian Church	4	3	— 1
New Presbyterian Church	2	2	.....
Open Door Evangelistic Church	1	1	.....
Pentecostal Assemblies of Canada	55	58	+ 3
Pentecostal Holiness Church	9	10	+ 1
Plymouth Brethren	11	11	.....
Presbyterian Churches	59	57	— 2
Roman Catholic Church	279	265	—14
Russian Orthodox Greek Catholic Church	2	2	.....
Salvation Army	40	32	— 8
Seventh-day Adventists	15	8	— 7
Shantymen's Christian Association	2	2	.....
Society of Friends	2	2	.....
Spiritualists (National and British Columbia Associations)	18	19	+ 1
Standard Church of America, Inc.	4	4	.....
Ukrainian (or Ruthenian) Greek Catholic Church	4	3	— 1
Ukrainian Greek Orthodox Church of Canada	1	1	.....
Ukrainian Orthodox Church of America	2	1	— 1
Unitarian Churches	1	1	.....
United Church of Canada	295	287	— 8
Unity Metaphysical Centre	1	1	.....
Victoria Truth Centre	1	1	.....
Zion Tabernacle	4	4	.....
Totals	1,428*	1,367†	—36

* Includes 53 temporaries (8 Church of England, 5 Baptist, 12 United Church, 6 Presbyterian, 11 Roman Catholic, 3 Lutheran, 1 Jewish, 1 Ukrainian Greek Orthodox, 1 Pentecostal Assemblies of Canada, 1 Salvation Army, 4 Chaplaincy Service).

† Includes 28 temporaries (4 Church of England, 1 Baptist, 4 United Church, 1 Presbyterian, 4 Roman Catholic, 1 Apostolic Church of the Pentecost, 13 Chaplaincy Service).

REGISTRATION DISTRICTS.

At the close of the year the Division of Vital Statistics had eighty-five district offices and fourteen sub-offices. There are nineteen Indian Agents acting as District Registrars for Indians. Some thirty district offices were inspected during the year, and four Indian Agencies of the Province were also inspected. Some of these district offices had been visited very infrequently in the past. The inspections proved worth while from the standpoint both of checking on the records kept in the district offices and instructing the District Registrars and their deputies on points in connection with their work. The Division is keenly appreciative of the co-operative attitude shown by the District Registrars and their deputies.

The Government Agents' Conference held in the fall enabled members of the Division to meet and discuss mutual problems with these officials, who in all cases were District Registrars. In turn, they were given an opportunity to see the workings of the Division.

PRESERVATION OF RECORDS.

Microfilm.—The necessity to preserve the records of the Division through the process of microfilming was outlined in detail in the report for the year 1942. As foreshadowed in last year's report, all the marriages on file in the Division were microfilmed in 1945, the births having been completed the previous year. At the end of the year a start was made on the death registrations. The replacement of typed transcripts for the Dominion Bureau of Statistics by microfilm plus a serious amount of mechanical trouble prevented completion of the deaths by the year's end. When all the vital records in the Division have been microfilmed, certificates may be typed from the film itself or positive enlargements made from the negative film. In addition, consideration is being given to the possibility of establishing a duplicate of microfilmed records for the whole Province in the office of the District Registrar at Vancouver. As this office serves almost half of the population of the Province, such a plan would appear to be extremely worth while. Often certificates are required in a rush, and this demand could be met without delay.

ADMINISTRATION OF THE "MARRIAGE ACT."

During the year, five denominations applied for registration under the "Marriage Act." Three—B.C. Evangelical Mission, Khalsa Diwan Society, and the Maple Ridge Baptist Church—were recognized; one was refused. At the end of the year there were four applications pending, one carried over from the year previous. Five other applications were dropped during the year. It is not the policy of the Division to recognize any denomination of a "mushroom growth" type of organization, as this does not appear to be the intent of the "Marriage Act."

LEGISLATION.

The "Marriage Act."—This Act was amended to prevent any marriages by proxy, by providing that both parties should be present at the ceremony. The amendment also removes the discrimination as to residence requirements for persons married by civil contract compared to those married by licence. With the growth of better transportation facilities, many people tend to come to the bigger centres to transact their business. Often the centre was just outside the boundaries of the registration district of residence of one of the parties to the intended marriage. Previously, at least one of the parties to a civil marriage had to reside for at least eight days in the district where the Marriage Commissioner was located. This meant that such marriages could not be performed. The amendment had the effect of broadening the residence

qualifications from a district to a Provincial basis. The Act was further amended to provide that where a marriage by civil contract was performed in good faith although an irregularity might have occurred therewith, the marriage shall not become invalid because of the irregularity. This amendment gives similar protection to that previously in effect in connection with the irregular issuance of a licence.

The "Vital Statistics Act."—This Act was amended to strengthen the administrative procedures in regard to the work of the Division and to create a properly defined legal means of making agreements between the Dominion and the other Provinces.

The amendment is briefly summarized hereunder, section by section:—

Section 2: Still-birth, previously undefined, was defined along with one or two other minor additions to the definition.

Section 3: Permits the Director of Vital Statistics to accept such evidence as hospital records, baptismal certificates, and other forms of proof substantiating the facts of birth in connection with applications for delayed registrations of birth. Previous to this amendment, no evidence of this nature was required by the Act.

Section 4: The time for appeal to a Judge of the Supreme Court against the refusal of the Director of Vital Statistics to register a birth was limited by the amendment to one year.

Section 5: The practice of issuing certificates of adoption under signature of the Provincial Secretary had become obsolete, and, therefore, the reference to this method of certification was deleted from the Act.

Section 6: This section permits the issuance of a birth certificate in the adopted name of a child born in this Province but adopted in any country through a Court of competent jurisdiction, providing evidence of adoption is submitted to the Division.

Section 7: Before the given or Christian name of any child under 12 years of age is altered, the consent of both parents must be obtained, except under exceptional circumstances. Previously, only one parent need apply for alteration of a child's given or Christian name.

Section 8: This section permits a notation of change of name to be made on the birth registration of a child born in this Province in the event of evidence being received of a proper change of name being made in another Province.

Section 9: Introduces a proviso—*see* section 11.

Section 10: Permits the acceptance of a delayed registration of death by the Director of Vital Statistics, together with the machinery to provide an appeal to the Court against the decision of the Director. This is similar to the procedure in connection with the delayed registration of birth.

Section 11: Prior to the enactment of this section and contrary to the provisions of the "Vital Statistics Act," many deaths were registered originally in the District Registrar's office other than the office of the district where the death occurred. Strict enforcement of the Act as it stood would have caused the undertakers considerable inconvenience.

Section 12: Permits the Director to obtain additional statistical information on divorces from information in the hands of the Supreme Court Registrars.

Section 13: Permits a notation of divorces occurring in another Province to be made on the original registration of marriage on file within the Division.

Section 14: Permits the correction of an error on the registration on file in the District Registrar's office if initialed by the person who originally

completed the registration, otherwise the correction will have to be made by marginal notation.

Section 15: Permits the Lieutenant-Governor in Council to authorize the period whereby returns are made from the District Registrar to the central office of the Division. As a result of this amendment, an Order in Council was passed which read as follows: Commencing October 22nd, the District Registrars of Births, Deaths, and Marriages shall mail or deliver to the Director of Vital Statistics on each Monday the returns accompanied by all original registrations made by the District Registrars under the "Vital Statistics Act" during the week immediately preceding.

Section 16: The method of indexing as previously specified in the Act was obsolete and had become inoperative. Therefore, mention of it was removed from the Statutes.

Section 17: After fulfilling certain conditions, fully qualified public-health officials may obtain all necessary information pertaining to vital statistics for carrying out a proper public-health programme.

Section 18: This section permits the Division to issue photographic prints or photostatic copies of certificates, and it gives them the same legal status as ordinary certificates issued by the Director or the District Registrars.

Section 19: This section deletes the word "monthly." An explanation for this deletion is provided by section 15.

Section 20: This section deleted any reference to verification or certification for the Department of Pensions and National Health, making possible a broader arrangement. *See* section 21.

Section 21: Permits the Provincial Secretary to enter into an agreement with other Provinces or with the Dominion in regard to vital statistics. Vital statistics records are more and more in demand for all purposes of government, and this section has been drafted to permit flexibility in making arrangements with the Dominion or the other Provinces in respect to vital statistics matters.

Section 22: No other system of registration of births, deaths, and marriages is permitted by this section.

A time may come when it will be no longer necessary for teachers to make a return of births of all children entering elementary school for the first time. If this stage in registration is attained, there is provision whereby an Order in Council can be proclaimed ending the making of returns by the teacher.

The volume of certificates issued in the Division is so great that it is impossible for the Director of Vital Statistics to sign each one. This section of the amendment permits what has already become an established practice, that is, of printing his signature on such documents.

The "Wills Act."—This Act was amended to allow a person who has executed a will to file a notice in the Division of Vital Statistics stating where the will is situated. Upon fulfilling certain conditions, a search can be made in the files of the Division to ascertain whether or not a notice has been filed. Fees are charged both for the filing of a notice and for a search.

Following the passage of this legislation, a rule was made by the Chief Justice of the Supreme Court that, before any estate was probated, a search has to be made of the notices on file with this Division. The result was a greater number of searches than was anticipated by this Division at the time the legislation was passed.

An Act respecting the Status of Children of certain Marriages.—Where a presumption of death has been obtained and a marriage has subsequently been performed

and the person presumed dead is later found to be alive, the children of the persons entering into such marriage ceremony shall for all purposes be deemed to be legitimate from the time of birth. Prior to this amendment there was no protection for the children born of such a marriage in so far as their legitimacy was concerned.

GENERAL OFFICE ROUTINE.

The increase in correspondence continued through this year, there being 37,600 letters coming into the Division, as compared with 35,397 in 1944; and 41,331 going out, as compared with 39,743 last year. The number of ordinary revenue-producing searches costing 50 cents made in 1945 was 21,320, and the number of Province-wide searches made at a rate of $2 was 847. During the calendar year 1945 the revenue collected in the central office of the Division at Victoria under the "Vital Statistics Act" totalled $28,744.80, as against $28,131.35 in 1944, while the revenue collected under the "Marriage Act" amounted to $5,260, as against $4,180 the previous year. The total revenue for the central office amounted to $34,004.80, an increase over the $32,311.35 collected in 1944.

The total revenue collected for the whole Province for the calendar year 1945 was $80,733.80, as compared with $76,070.67 in 1944. Under the "Vital Statistics Act" the revenue brought in was $38,536.80, as against $37,691.67 last year, while under the "Marriage Act" $42,197 was collected, as compared with $38,379 the previous year.

The Dependents' Allowance Board was assisted by the Division in making 10,044 free searches for men in the armed forces to check statements on their applications for allowances; 19,493 such searches were made in 1944.

Co-operation between this Division and the Dominion Bureau of Statistics continued in the matter of forwarding copies of all registrations of births, deaths, and marriages for the compilation of national vital statistics.

The Division of Vital Statistics continued to assist in the publication of the monthly bulletin of the Provincial Board of Health.

PART III.—DETAILED TABLES OF BIRTHS, DEATHS, MARRIAGES, ADOPTIONS, AND DIVORCES IN BRITISH COLUMBIA, 1945.

(Classified by Place of Residence.)

TABLE 1.—GENERAL SUMMARY OF BIRTHS, DEATHS, AND MARRIAGES IN THE PROVINCE OF BRITISH COLUMBIA, BY CENSUS DIVISIONS, CITIES AND VILLAGES OF 1,000 POPULATION AND OVER, BY PLACE OF RESIDENCE, 1945.

PROVINCE, DIVISIONS, CITIES, AND VILLAGES.	BIRTHS (Exclusive of Still-births).			DEATHS.									STILL-BIRTHS.	MARRIAGES.
				All Ages.			Under 1 Year.		1–4 Years.		5 Years and over.			
	Total.	M.	F.	Total.	M.	F.	M.	F.	M.	F.	M.	F.		
British Columbia	18,877	9,727	9,150	9,756	6,057	3,699	450	342	100	71	5,507	3,286	337	9,262
Division No. 1a	63	24	39	26	19	7	2	1	.....	.....	17	6	1	27
Disivion No. 1b	250	131	119	115	76	39	9	8	2	.....	65	31	3	66
Division No. 1c	123	57	66	60	40	20	1	4	.....	.....	39	16	3	46
Division No. 2a	60	36	24	40	31	9	2	.....	.....	.....	29	9	2	31
Division No. 2b	534	279	255	140	87	53	10	7	2	1	75	45	13	100
Division No. 2c	472	257	215	236	153	83	7	5	3	1	143	77	10	177
Division No. 3a	738	358	380	310	199	111	20	15	2	1	177	95	13	287
Division No. 3b	386	196	190	175	114	61	16	7	1	2	97	52	10	125
Division No. 3c	139	77	62	59	38	21	.....	2	.....	.....	38	19	.....	32
Division No. 4a	2,423	1,250	1,173	1,119	695	424	57	37	11	4	627	383	38	957
Division No. 4b	7,515	3,900	3,615	4,378	2,709	1,669	142	105	13	19	2,554	1,545	129	5,044
Division No. 5a	2,449	1,265	1,184	1,493	857	636	56	44	12	7	789	585	48	1,338
Division No. 5b	51	26	25	57	30	27	1	4	.....	.....	29	23	5	8
Division No. 5c	344	187	157	128	86	42	9	2	1	.....	76	40	4	95
Division No. 5d	368	195	173	93	64	29	2	3	1	1	61	25	10	113
Division No. 5e	82	48	34	42	29	13	4	2	5	.....	20	11	.....	4
Division No. 5f	123	62	61	61	35	26	4	4	3	3	28	19	5	25
Division No. 6a	48	22	26	21	11	10	1	1	.....	.....	10	9	3	4
Division No. 6b	148	72	76	84	51	33	3	5	3	3	45	25	4	36
Division No. 6c	357	172	185	233	171	62	18	10	4	1	149	51	6	151
Division No. 6d	15	5	10	5	2	3	.....	.....	.....	.....	2	3	.....	2
Division No. 6e	68	38	30	23	13	10	.....	6	1	1	12	3	4	.....
Division No. 6f	87	37	50	45	29	16	3	7	.....	2	26	7	1	24
Division No. 7a	134	77	57	39	26	13	3	.....	1	.....	22	13	1	40
Division No. 7b	42	14	28	21	16	5	2	.....	1	.....	13	5	1	2
Division No. 7c	187	99	88	66	43	23	4	3	7	1	32	19	3	48
Division No. 8a	172	83	89	67	48	19	6	3	1	1	41	15	.....	58
Division No. 8b	64	31	33	23	16	7	.....	2	1	.....	15	5	.....	3
Division No. 8c	41	15	26	28	14	14	5	5	.....	.....	9	9	.....	.....
Division No. 8d	109	53	56	58	40	18	7	5	1	.....	32	13	.....	34
Division No. 8e	174	85	89	100	56	44	12	13	9	4	35	27	1	31
Division No. 8f	127	69	58	40	24	16	7	3	.....	1	17	12	1	24
Division No. 8g	38	24	14	27	18	9	1	3	2	1	15	5	2	7
Division No. 9a	7	5	2	4	3	1	.....	.....	.....	.....	3	1	.....	2
Division No. 9b	37	19	18	15	5	10	2	3	.....	2	3	5	1	8
Division No. 9c	51	31	20	31	21	10	7	3	1	3	13	4	.....	5
Division No. 9d	370	184	186	145	95	50	11	11	4	7	80	32	9	201
Division No. 9e	57	28	29	24	11	13	3	4	3	.....	5	9	.....	5
Division No. 9f	52	26	26	26	20	6	5	1	2	.....	13	5	.....	6
Division No. 10a	14	7	7	10	5	5	1	.....	1	2	3	3	.....	7
Division No. 10b	7	3	4	11	7	4	.....	.....	2	1	5	3	.....	2
Division No. 10c	101	46	55	20	12	8	1	1	.....	1	11	6	2	25
Division No. 10d	250	134	116	58	38	20	6	3	.....	1	32	16	4	62
Cities—														
Alberni	69	39	30	24	10	14	2	1	.....	.....	8	13	2	25
Chilliwack	102	56	46	64	46	18	5	.....	1	.....	40	18	2	107
Courtenay	86	43	43	15	11	4	.....	.....	.....	.....	11	4	2	39
Cranbrook	74	40	34	43	33	10	3	.....	.....	.....	30	10	1	38
Duncan	96	53	43	29	19	10	4	.....	1	.....	14	10	2	41
Fernie	58	28	30	31	18	13	.....	2	.....	.....	18	11	2	31
Grand Forks	47	27	20	20	13	7	.....	.....	.....	.....	13	7	.....	14
Kamloops	159	76	83	131	99	32	2	3	1	.....	96	29	2	118
Kelowna	142	71	71	57	36	21	3	2	.....	.....	33	19	3	91
Ladysmith	52	31	21	29	12	17	1	.....	.....	.....	11	17	1	33
Nanaimo	204	106	98	118	68	50	4	4	1	1	63	45	8	160
Nelson	108	60	48	78	48	30	1	3	.....	.....	47	27	3	91
New Westminster	504	250	254	207	108	99	10	8	1	1	97	90	5	404
North Vancouver	389	193	196	160	87	73	8	6	1	.....	78	67	3	126

TABLE 1.—GENERAL SUMMARY OF BIRTHS, DEATHS, AND MARRIAGES IN THE PROVINCE OF BRITISH COLUMBIA, BY CENSUS DIVISIONS, CITIES AND VILLAGES OF 1,000 POPULATION AND OVER, BY PLACE OF RESIDENCE, 1945—*Continued.*

PROVINCE, DIVISIONS, CITIES, AND VILLAGES.	BIRTHS (Exclusive of Still-births).			DEATHS.									STILL-BIRTHS.	MARRIAGES.
				All Ages.			Under 1 Year.		1–4 Years.		5 Years and over.			
	Total.	M.	F.	Total.	M.	F.	M.	F.	M.	F.	M.	F.		
Cities—*Continued.*														
Port Alberni	146	70	76	38	24	14	3	1	.....	.....	21	13	1	43
Port Coquitlam	25	20	5	20	15	5	2	.....	.....	.....	13	5	.....	22
Port Moody	27	13	14	13	6	7	1	.....	.....	.....	5	7	.....	7
Prince George	115	60	55	38	25	13	4	3	.....	1	21	9	.....	56
Prince Rupert	254	122	132	88	57	31	6	9	1	2	50	20	9	184
Revelstoke	47	29	18	28	22	6	2	.....	.....	.....	20	6	2	28
Rossland	89	42	47	21	15	6	1	1	.....	.....	14	5	3	20
Trail	235	124	111	56	33	23	5	4	1	1	27	18	5	70
Vancouver	5,711	2,972	2,739	3,560	2,230	1,330	100	71	9	12	2,121	1,247	103	4,516
Vernon	163	71	92	81	57	24	4	2	.....	.....	53	22	4	112
Victoria	1,130	579	551	716	398	318	17	9	5	1	376	308	14	848
Villages—														
Creston	45	25	20	28	15	13	1	.....	1	.....	13	13	.....	18
Mission	59	31	28	19	10	9	4	1	.....	.....	6	8	2	28

TABLE 2.—BIRTHS (EXCLUSIVE OF STILL-BIRTHS) BY MONTHS, CLASSIFIED AS RURAL AND URBAN IN EACH CENSUS DIVISION, BRITISH COLUMBIA, 1945.

Detailed information under this heading may be secured on request, if reason sufficiently URGENT.

TABLE 3.—TOTAL LIVE BIRTHS AND LIVE BIRTHS IN INSTITUTIONS BY PLACE OF OCCURRENCE AND PLACE OF RESIDENCE OF MOTHERS IN BRITISH COLUMBIA, 1945.

ALL LIVE BIRTHS.

PROVINCE.	Place of Occurrence.	Mothers' Residence elsewhere.		Births to Resident Mothers occurring elsewhere.		Place of Residence.
		In Canada.	In United States.	In Canada.	In United States.	
British Columbia	18,917	161	38	152	7	18,877
BIRTHS IN INSTITUTIONS.						
British Columbia	17,687	155	37	149	5	17,649

TABLE 4.—TOTAL LIVE BIRTHS AND LIVE BIRTHS IN INSTITUTIONS IN CITIES OF 5,000 POPULATION AND OVER, BY PLACE OF OCCURRENCE AND PLACE OF RESIDENCE OF MOTHERS, BRITISH COLUMBIA, 1945.

ALL LIVE BIRTHS.

CITIES.	Place of Occurrence.	Mothers' Residence elsewhere.		Births to Resident Mothers occurring elsewhere.		Place of Residence.
		In Canada.	In United States.	In Canada.	In United States.	
Kamloops	328	174	....	5	....	159
Kelowna	301	167	1	9	....	142
Nanaimo	317	121	....	8	....	204
Nelson	224	121	....	5	....	108
New Westminster	1,396	962	3	73	....	504
North Vancouver	461	164	....	92	....	389
Prince Rupert	303	59	4	14	....	254
Trail	333	104	....	6	....	235
Vancouver	7,270	1,658	20	117	2	5,711
Vernon	294	139	....	8	....	163
Victoria	1,822	722	2	32	....	1,130

BIRTHS IN INSTITUTIONS.

Kamloops	328	174	....	5	....	159
Kelowna	296	165	1	9	....	139
Nanaimo	313	120	....	8	....	201
Nelson	224	121	....	5	....	108
New Westminster	1,391	961	3	73	....	500
North Vancouver	459	163	....	91	....	387
Prince Rupert	303	59	4	10	....	250
Trail	328	103	....	5	....	230
Vancouver	7,214	1,654	20	115	1	5,656
Vernon	290	137	....	8	....	161
Victoria	1,815	720	2	32	....	1,125

TABLE 5.—BIRTHS (EXCLUSIVE OF STILL-BIRTHS) CLASSIFIED AS LEGITIMATE OR ILLEGITIMATE FOR THE PROVINCE AND CITIES OF 5,000 POPULATION AND OVER, BY PLACE OF RESIDENCE OF MOTHERS, BRITISH COLUMBIA, 1945.

PROVINCE AND CITIES.	TOTAL BIRTHS.			LEGITIMATE.			ILLEGITIMATE.		
	Total.	M.	F.	Total.	M.	F.	Total.	M.	F.
Total for the Province	18,877	9,727	9,150	17,756	9,146	8,610	1,121	581	540
Cities of 5,000 and over—									
Kamloops	159	76	83	150	71	79	9	5	4
Kelowna	142	71	71	134	70	64	8	1	7
Nanaimo	204	106	98	195	104	91	9	2	7
Nelson	108	60	48	102	58	44	6	2	4
New Westminster	504	250	254	484	243	241	20	7	13
North Vancouver	389	193	196	377	184	193	12	9	3
Prince Rupert	254	122	132	228	110	118	26	12	14
Trail	235	124	111	229	121	108	6	3	3
Vancouver	5,711	2,972	2,739	5,371	2,783	2,588	340	189	151
Vernon	163	71	92	157	67	90	6	4	2
Victoria	1,130	579	551	1,079	553	526	51	26	25

TABLE 6.—PLURAL BIRTHS CLASSIFIED TO SHOW NUMBER OF CHILDREN BORN ALIVE AND STILL-BORN BY SEX, BY PLACE OF RESIDENCE OF MOTHERS, BRITISH COLUMBIA, 1945.

CLASSIFICATION OF BIRTHS.		Total.
Twin births		218
Two males (both living)		68
One male and one female (both living)		82
Two females (both living)		59
One male living and one male still-born		3
One male living and one female still-born		2
One male still-born and one female living		3
One female living and one female still-born		1
Triplet births		2
Two males and one female (all living)		1
Three females (all living)		1
Total multiple births	No.	220
,,	M.	231
,,	F.	211
Total single live births	No.	18,444
,,	M.	9,503
,,	F.	8,941
Total single still-births	No.	328
,,	M.	199
,,	F.	129
Total confinements		18,992

TABLE 7.—BIRTHS (EXCLUSIVE OF STILL-BIRTHS) CLASSIFIED ACCORDING TO AGES OF PARENTS, BY PLACE OF RESIDENCE OF MOTHERS, BRITISH COLUMBIA, 1945.

AGE OF FATHER.	TOTAL FATHERS.	AGE OF MOTHER.																																							
		12	13	14	15	16	17	18	19	20	21	22	23	24	25	26	27	28	29	30	31	32	33	34	35	36	37	38	39	40	41	42	43	44	45	46	47	48	49	50 and over.	Not stated.
Under 16 years																																									
16 years	1						1																																		
17 ,,	6						2		3					1																											
18 ,,	43				1	4	5	9	12	6	3	1	1														1														
19 ,,	68					6	6	12	15	7	6	7	4	1	2		1				1																				
20 ,,	146				2	3	10	21	38	25	21	8	12	3	1	1	1																								
21 ,,	259				1	1	9	28	46	39	56	33	23	12	6	1	1	2		1																					
22 ,,	444					3	12	28	59	63	84	85	44	20	25	9	6	3	2	1																					
23 ,,	651				1	2	6	33	51	108	100	121	91	63	33	16	6	6	2	4	1	3	1		1	2															
24 ,,	781				1	2	6	31	42	84	109	130	117	113	56	35	23	14	8	5	3		2																		
25 ,,	873					2	9	17	41	69	113	106	138	122	110	43	37	35	6	8	6	6		1	1	2		1													
26 ,,	794						5	16	36	54	53	106	107	120	94	75	44	27	28	11	9	2	2		2	1			1												1
27 ,,	830					2	3	16	10	37	41	78	109	111	97	101	84	59	28	20	12	9	3	3	2	2	1		1			1									
28 ,,	983					1	3	10	20	34	54	77	107	105	115	103	108	81	49	42	32	15	12	4	5	1	2	1													2
29 ,,	983					2		5	15	30	40	56	77	99	118	112	112	99	82	62	34	17	9	4	5	3	1				1										
30 ,,	1,069				1		4	6	9	17	36	53	74	83	111	108	114	119	106	88	61	30	21	10	10	4	1	1	1												1
31 ,,	969						1	11	9	7	30	42	53	67	81	94	106	90	113	80	78	38	25	18	11	9	1	1	3			1									
32 ,,	963						2	4	3	13	19	41	49	49	65	81	90	93	88	91	88	83	55	20	11	6	8	2		2											
33 ,,	909							1	4	9	15	22	47	58	57	53	52	88	83	93	75	87	53	40	30	16	11	4	6												
34 ,,	832							2	5	10	15	19	31	36	42	53	60	65	71	81	81	72	58	57	33	16	10	3	8	2		1									1
35 ,,	800						1	3	6	6	10	18	21	36	39	51	43	57	57	82	58	90	62	54	42	31	14	9	4	2	1	1	1								1
36 ,,	748							1		6	7	14	12	26	34	46	53	52	56	67	64	63	50	61	49	39	24	8	10	2	3		1								
37 ,,	633							1	5	5	7	10	19	20	19	26	27	37	46	53	50	57	48	40	48	42	36	22	5	7	1	1			1						
38 ,,	600							2	3	4	7	5	17	19	28	24	29	43	38	37	36	40	42	39	45	46	35	28	20	7	2	2			2						
39 ,,	553								3	3	6	8	11	7	17	26	24	26	38	43	34	40	40	43	55	26	32	29	26	7	4	3		2							
40 ,,	437							2	1		4	2	6	6	8	8	19	20	37	26	23	30	30	41	36	28	31	29	21	22	4	3									
41 ,,	378								1	2	2	5	6	5	8	14	8	16	14	27	35	29	21	32	23	39	17	25	15	14	10	6	1	2							1
42 ,,	337											4	7	6	5	8	9	16	14	24	18	27	17	32	20	32	30	16	16	13	10	7	3		2						1
43 ,,	277					1	1	1		1	1	1	10	5	6	5	5	8	14	10	14	22	24	8	27	19	20	18	14	16	11	6	6	2		1					
44 ,,	239							1	1		2		3	3	8	8	3	4	11	9	15	23	11	17	13	16	17	23	14	11	5	7	7	5	2						
45 ,,	251								2	2	3	1	6	6	3	6	4	6	5	11	11	11	24	10	20	14	15	28	15	12	12	2	11	5	3	2		1			
46 ,,	145												2	3	1	3	3	1	8	2	12	7	7	7	16	9	10	11	12	4	8	7	5	5	2						
47 ,,	111											4		1	4	2	1	1	2	2		5	4	8	7	14	14	6	8	6	4	9	3	2	4						
48 ,,	125													1	3	2	6	6	1	1	9	7	8	5	8	9	10	13	9	8	4	5	1	3	5					1	
49 ,,	97												2	3	1	2		4	2	7	1	3	5	10	2	9	3	11	2	10	7	3	1	3	2		3		1		
50 ,,	70											1	2	1		1	2	2	3	2	1	3	2	7	8	2	9	2	4	5		2	3	3	2	1				2	
51 ,,	48																1	1	4			3		5	1	3	5	6	4	3	2		5	2	1		2				
52 ,,	36							1			1	1			1	2		2	2		1	3	1	4	3			4	2		4	2			2						
53 ,,	40												1	2	1					1	2	1	1	2	2	3	4		6	1	1	3	1	3	3	1	1				
54 ,,	31									1				1	1	1		2	2	1	1			1		2	1	6	1	2		3	1		1	2	1				
55 ,,	34												1	1			1			3		2	3	4	1	2	1	1	2	4	2	2	2	1	1						
56 ,,	37													1	1				2	1	2	2		1	3	4	3	1	3	3	3	3		3		1					
57 ,,	27																							1	7		4	4		3	3		2	2			1				
58 ,,	17																			1	3		2			2	2	3		1	1	1		1							
59 ,,	18								1				1										2		1	2	1	3		1	1	1	1		1		1			1	
60 ,,	10																3						1		1		1	1				1	1		1						
61 ,,	8																1					1		2				1		1	1	1									
62 ,,	9														1					2								2				1	1		1	1					
63 ,,	5												1									1									2			1							
64 ,,	5											1	1													1	1				1										
65 and over	15									1	1			1					1	1	1			1		1	2	2	1	1						1					
Not stated	11					1			1				1		2		1	1																							4
Children born to—																																									
Married mothers	17,756				7	30	86	262	442	643	846	1060	1214	1217	1204	1120	1088	1086	1023	1005	872	832	646	592	549	457	378	325	234	170	108	85	57	45	36	10	9	1	1	4	12
Unmarried mothers	1,121		1	4	16	36	62	78	94	92	104	90	93	61	72	36	29	36	32	27	19	19	23	16	17	11	11	9	10	4	4	4	3	3		2		2			1
All mothers	18,877		1	4	23	66	148	340	536	735	950	1150	1307	1278	1276	1156	1117	1122	1055	1032	891	851	669	608	566	468	389	334	244	174	112	89	60	48	36	12	9	3	1	4	13

TABLE 8.—BIRTHS (EXCLUSIVE OF STILL-BIRTHS) CLASSIFIED ACCORDING TO RACIAL ORIGIN OF PARENTS, BY PLACE OF RESIDENCE OF MOTHERS, BRITISH COLUMBIA, 1945.

RACIAL ORIGIN OF FATHER.	TOTAL FATHERS.	RACIAL ORIGIN OF MOTHER.																																		
		English.	Irish.	Scottish.	Other British.	Austrian.	Bulgarian.	Czech and Slovak.	Danish.	Finnish.	French.	German.	Greek.	Hungarian.	Icelandic.	Italian.	Lithuanian.	Netherlands.*	Norwegian.	Polish.	Rumanian.	Russian.†	Swedish.	Ukrainian.‡	Yugoslavic.	Other European.	Chinese.	Hindu (East Indian).	Japanese.	Syrian.	Other Asiatic.	Indian and Eskimo.	Jewish.	Negro.	Other Races.	Unspecified.
British	11,393	5,147	1,495	2,461	194	67	....	33	61	44	359	304	7	31	32	93	5	193	220	102	18	109	199	125	14	15	1	.....	2	3	....	36	5	....	2	16
English	6,023	3,131	666	1,132	100	22	....	21	29	19	131	156	2	17	19	50	2	103	110	60	8	56	87	58	8	4	1	.....	1	2	....	14	3	....	....	11
Irish	5,111	735	423	416	27	22	....	5	15	10	110	72	2	6	5	22	1	30	48	21	5	31	52	34	2	6	.....	.....	.....	.....	.....	9	.....	....	1	1
Scottish	3,009	1,176	383	859	48	22	....	7	17	15	106	70	3	7	7	20	1	55	56	17	5	19	57	30	4	5	.....	.....	1	1	....	11	2	....	1	4
Other	250	105	23	54	19	1	....	.....	.....	.....	12	6	.....	1	1	1	1	5	6	4	.....	3	3	3	.....	.....	.....	.....	.....	.....	.....	2	.....	.....	.....	.....
European	4,830	1,080	466	541	38	63	....	42	42	46	348	382	9	53	24	139	3	307	167	133	23	350	148	355	25	13	.....	1	.....	1	....	21	.....	.....	2	8
Austrian	120	32	10	16	1	23	....	2	2	.....	3	6	1	2	1	.....	....	2	1	.....	....	8	4	6	....	.....	.....	.....	.....	.....	.....	.....	.....	.....	.....	.....
Bulgarian	2	2	.....	.....	.....	.....	....	.....	.....	.....	.....	.....	.....	.....	.....	.....	....	.....	.....	.....	....	.....	.....	.....	.....	.....	.....	.....	.....	.....	.....	.....	.....	.....	.....	.....
Czech and Slovak	86	15	5	9	1	.....	....	21	.....	.....	3	5	.....	2	....	5	....	2	1	5	1	1	2	6	2	.....	.....	.....	.....	.....	.....	.....	.....	.....	.....	.....
Danish	151	53	21	26	1	.....	....	.....	12	.....	3	8	.....	.....	.....	2	....	5	4	4	1	2	4	4	.....	.....	.....	.....	.....	.....	.....	.....	.....	.....	.....	1
Finnish	102	30	8	11	2	1	....	.....	.....	30	2	3	.....	.....	.....	2	....	.....	4	1	.....	.....	4	2	.....	1	.....	.....	.....	.....	.....	1	.....	.....	.....	.....
French	713	174	93	71	3	3	....	5	2	3	220	29	2	6	1	12	....	19	17	6	.....	7	18	17	.....	1	.....	.....	.....	.....	.....	4	.....	.....	.....	.....
German	678	146	69	75	3	7	....	3	2	1	25	216	.....	5	2	6	....	13	22	15	2	17	15	25	1	3	.....	.....	.....	.....	.....	4	.....	.....	1	.....
Greek	21	3	2	4	.....	1	....	.....	2	.....	1	1	4	.....	.....	.....	....	1	.....	1	.....	.....	.....	1	.....	.....	.....	.....	.....	.....	.....	.....	.....	.....	.....	.....
Hungarian	72	16	6	7	.....	1	....	1	.....	.....	3	3	.....	23	.....	1	....	4	1	3	1	1	.....	.....	.....	1	.....	.....	.....	.....	.....	.....	.....	.....	.....	.....
Icelandic	54	12	11	8	1	1	....	.....	1	.....	3	.....	.....	.....	12	1	....	.....	1	1	.....	.....	2	.....	.....	.....	.....	.....	.....	.....	.....	.....	.....	.....	.....	.....
Italian	251	53	27	21	.....	1	....	1	1	1	9	6	1	1	1	93	....	4	8	7	1	5	5	5	.....	.....	.....	.....	.....	.....	.....	.....	.....	.....	.....	.....
Lithuanian	11	2	.....	2	.....	.....	....	.....	.....	.....	1	.....	.....	.....	.....	.....	2	1	.....	1	....	1	.....	1	.....	.....	.....	.....	.....	.....	.....	.....	.....	.....	.....	.....
Netherlands*	528	99	45	69	7	5	....	1	6	.....	22	23	.....	3	2	2	....	208	3	2	2	7	9	10	.....	.....	.....	.....	.....	.....	.....	2	.....	.....	.....	1
Norwegian	462	133	61	57	5	2	....	3	4	2	16	22	.....	4	3	3	....	9	70	2	3	9	26	19	.....	3	.....	.....	.....	.....	.....	4	.....	.....	.....	2
Polish	218	51	9	22	1	5	....	1	.....	.....	5	11	1	1	1	3	....	5	6	49	2	10	3	28	1	.....	.....	1	.....	.....	.....	1	.....	.....	.....	1
Rumania	44	7	2	7	.....	2	....	1	.....	.....	2	3	.....	2	.....	1	....	2	.....	2	6	4	1	2	.....	.....	.....	.....	.....	.....	.....	.....	.....	.....	.....	.....
Russian†	465	67	28	30	4	8	....	.....	3	.....	8	16	.....	.....	1	2	1	9	6	8	....	253	2	17	2	.....	.....	.....	.....	.....	.....	.....	.....	.....	.....	.....
Swedish	403	118	46	76	5	1	....	.....	5	7	13	18	.....	3	.....	4	....	13	17	8	2	5	52	3	1	2	.....	.....	.....	1	....	2	.....	.....	1	.....
Ukrainian‡	367	49	15	18	4	1	....	2	1	1	8	12	.....	1	.....	1	....	8	5	15	2	14	1	206	.....	.....	.....	.....	.....	.....	.....	1	.....	.....	.....	2
Yugoslavic	49	8	5	6	.....	1	....	1	1	.....	.....	.....	.....	.....	.....	1	....	1	.....	1	....	6	.....	1	17	.....	.....	.....	.....	.....	.....	.....	.....	.....	.....	.....
Other	33	10	3	6	.....	.....	....	.....	.....	1	1	.....	.....	.....	.....	.....	....	1	1	2	.....	.....	.....	2	.....	3	.....	.....	.....	.....	.....	2	.....	.....	.....	1
Asiatic	524	8	5	8	.....	1	....	.....	1	.....	5	1	1	.....	.....	.....	....	1	1	.....	....	2	1	2	.....	1	111	18	351	2	....	4	.....	.....	.....	.....
Chinese	138	4	5	4	.....	1	....	.....	1	.....	2	1	.....	.....	.....	.....	....	.....	1	.....	....	2	1	1	.....	1	110	.....	.....	.....	.....	4	.....	.....	.....	.....
Hindu (East Indian)	24	3	.....	2	.....	.....	....	.....	.....	.....	1	.....	.....	.....	.....	.....	....	.....	.....	.....	....	.....	.....	.....	.....	.....	.....	18	.....	.....	.....	.....	.....	.....	.....	.....
Japanese	352	.....	.....	.....	.....	.....	....	.....	.....	.....	.....	.....	.....	.....	.....	.....	....	.....	.....	.....	....	.....	.....	.....	.....	.....	1	.....	351	.....	.....	.....	.....	.....	.....	.....
Syrian	8	1	.....	1	.....	.....	....	.....	.....	.....	2	.....	1	.....	.....	.....	....	1	.....	.....	....	.....	.....	.....	.....	.....	.....	.....	.....	2	.....	.....	.....	.....	.....	.....
Other	2	.....	.....	1	.....	.....	....	.....	.....	.....	.....	.....	.....	.....	.....	.....	....	.....	.....	.....	....	.....	.....	1	.....	.....	.....	.....	.....	.....	.....	.....	.....	.....	.....	.....
Indian and Eskimo	895	1	.....	2	.....	.....	....	.....	.....	.....	1	.....	.....	.....	.....	2	....	.....	.....	.....	....	.....	.....	.....	.....	.....	.....	.....	.....	.....	.....	889	.....	.....	.....	.....
Jewish	60	3	2	2	.....	1	....	.....	.....	.....	.....	.....	.....	.....	.....	.....	....	.....	1	.....	....	.....	.....	.....	.....	.....	.....	.....	.....	.....	.....	.....	50	.....	.....	1
Negro	8	.....	.....	.....	.....	.....	....	.....	.....	.....	.....	.....	.....	.....	.....	.....	....	.....	.....	.....	....	.....	.....	.....	.....	.....	.....	.....	.....	.....	.....	.....	.....	8	.....	.....
Other races	5	3	.....	.....	.....	.....	....	.....	.....	.....	.....	.....	.....	.....	.....	.....	....	1	.....	.....	....	.....	.....	.....	.....	.....	.....	.....	.....	.....	.....	.....	.....	.....	1	.....
Unspecified	41	10	6	8	2	.....	....	.....	1	.....	1	1	.....	.....	.....	1	....	2	.....	.....	....	.....	.....	1	.....	.....	.....	.....	.....	.....	.....	1	.....	.....	.....	7
Children born to married mothers....T.	17,756	6,252	1,974	3,022	234	132	....	75	105	90	714	688	17	84	56	235	8	504	389	235	41	461	348	483	39	29	112	19	353	6	....	951	55	8	5	32
,, ,, ,, ...M.	9,146	3,233	980	1,604	114	69	....	37	49	45	360	362	11	41	33	116	5	248	217	112	21	252	181	230	22	17	52	11	182	4	....	481	30	5	2	20
,, ,, ,, ...F.	8,610	3,019	994	1,418	120	63	....	38	56	45	354	326	6	43	23	119	3	256	172	123	20	209	167	253	17	12	60	8	171	2	....	470	25	3	3	12
Children born to unmarried mothers T.	1,121	257	112	147	12	10	....	5	7	5	55	37	.....	2	2	4	....	18	38	18	7	31	21	36	4	6	5	.....	2	.....	....	274	1	2	.....	3
,, ,, ,, ...M.	581	129	59	81	8	4	....	5	2	3	32	16	.....	2	.....	2	....	7	21	7	2	21	12	17	.....	1	3	.....	.....	.....	....	145	1	.....	.....	1
,, ,, ,, ...F.	540	128	53	66	4	6	....	.....	5	2	23	21	.....	.....	2	2	....	11	17	11	5	10	9	19	4	5	2	.....	2	.....	....	129	.....	2	.....	2
Children born to all mothers.....T.	18,877	6,509	2,086	3,169	246	142	....	80	112	95	769	725	17	86	58	239	8	522	427	253	48	492	369	519	43	35	117	19	355	6	....	1,225	56	10	5	35
,, ,, ,, ...M.	9,727	3,362	1,039	1,685	122	73	....	42	51	48	392	378	11	43	33	118	5	255	238	119	23	273	193	247	22	18	55	11	182	4	....	626	31	5	2	21
,, ,, ,, ...F.	9,150	3,147	1,047	1,484	124	69	....	38	61	47	377	347	6	43	25	121	3	267	189	134	25	219	176	272	21	17	62	8	173	2	....	599	25	5	3	14

* Including Flemish and Walloon. † Including races of U.S.S.R. ‡ Including all Ruthenian Russians.

TABLE 9.—BIRTHS (EXCLUSIVE OF STILL-BIRTHS) CLASSIFIED ACCORDING TO BIRTHPLACES OF PARENTS, BY PLACE OF RESIDENCE OF MOTHERS, BRITISH COLUMBIA, 1945.

Birthplace of Father.	Total Fathers.	Birthplace of Mother. Canada.										British Isles.					British Possessions.		Europe.																	Asia.						
		Prince Edward Island.	Nova Scotia.	New Brunswick.	Quebec.	Ontario.	Manitoba.	Saskatchewan.	Alberta.	British Columbia.	Prov. unspec.	England.	Ireland.	Scotland.	Wales.	Other.	Newfoundland.	Other.	Austria.	Belgium.	Czechoslovakia.	Denmark.	Finland.	France.	Germany.	Hungary.	Italy.	Netherlands.	Norway.	Poland.	Rumania.	Russia (U.S.S.R.).	Sweden.	Yugoslavia.	Other.	China.	Japan.	Other.	United States.	Other American Countries.	Other Countries.	Unspecified.
Canada	13,082	15	94	54	137	596	999	2,240	1,547	5,583	13	660	70	241	36	7	27	39	5	3	12	7	7	6	14	8	7	4	35	43	11	49	25	5	12	8	16	2	434	4	5	2
Prince Edward Island	34	2		1		6	1	4	5	6		4		1																									4			
Nova Scotia	152		15	1	2	5	8	24	20	51	1	8	1	3	1		1	1			1								1				1						7			
New Brunswick	108	1	1	10	1	6	10	13	10	38		8	2	3				1																				1	3			
Quebec	255		3	2	46	14	16	37	25	65		17	4	2	2		1	1	1		1		1	1			1				1	1	1						12			
Ontario	1,145	2	4	5	15	233	94	150	116	359	2	58	6	24	3		5	3	2	1					1	1	1	1	3	1	1	1	1			1			49	1	1	
Manitoba	1,343		5	8	10	62	315	244	127	363		80	9	21	5	2	2	6					1	1		1			3	6		13	3		2		2		50	1	1	
Saskatchewan	2,403	3	13	5	15	63	163	959	260	611		101	7	38	6		5	4	2		5	1			8	3	1	2	5	13	3	18	3	1	1	1			83			
Alberta	1,727		14	7	15	54	96	247	476	547	1	90	10	29	5		3	3		2	3	1	1	3	2	1	2		4	14	2	9	8		3				75			
British Columbia	5,894	7	39	15	33	153	292	561	507	3,536	6	293	30	119	14	5	10	20			2	5	4	1	3	2	2	1	19	9	3	7	8	4	6	6	14	1	150	2	3	2
Province unspecified	21						4	1	1	7	3	1	1																		1								1			
British Isles	2,011	1	19	10	29	94	154	265	235	693	8	223	23	92	25	1	3	10	1	2	2	4	4		5		1	4	5	2		11	4	1	1				78			1
England	1,239	1	14	4	15	56	83	168	143	435	7	160	7	43	13		2	8	1	2	1	4	2		3		1	2	4	2		8	3						46			1
Ireland	162			1	5	10	19	17	25	47		10	10	6	1										2			1				2		1					5			
Scotland	528		4	4	8	22	45	68	58	185	1	48	4	42	3	1	1	2			1		2					1	1			1	1		1				24			
Wales	67		1	1	1	5	4	11	8	21		4	1		8																								2			
Other	15					1	3	1	1	5		1	1	1																									1			
British Possessions	121		2		3	7	7	11	5	41		12	2	2	2		2	17									1					1							6			
Newfoundland	30		1		2	3	2	3	1	11		2	1				2																						2			
Other	91		1		1	4	5	8	4	30		10	1	2	2			17									1					1							4			
Europe	1,407		9	3	10	20	98	254	150	289	6	36	12	14	2		1	1	6	1	20	9	14		23	11	35	11	23	55	12	159	18	19	13	3			68	2		
Austria	35						3	12	4	1		2	1						4		1				1			1		1	1	1							2			
Belgium	11						1	3	1	3				2																1												
Czechoslovakia	36						2	5	1	2											18				2	1				1	1				2				1			
Denmark	76			2		2	6	14	7	23		3	1	1								7								1			1						8			
Finland	54		1			3	2	4	6	18	1	2		2				1					10																4			
France	15				2		1	3	2	2			1	1											1										1					1		
Germany	92		1			3	6	16	8	17	1	6		2					1						10				1	4		8			1				7			
Hungary	29						3	8	2	4		1														8					1			1					1			
Italy	84				1		1	4	4	35		1	2														35			1												
Netherlands	54		1				9	8	6	13		4	1							1			1					8											2			
Norway	172		4		3	4	10	33	26	49	1	3	2	2								1			1				20				5						8			
Poland	140				1	1	22	24	24	17		1									1				2	1				39	1	3							3			
Rumania	33						2	11	5	7															1					1	3	2							1			
Russia (U.S.S.R.)	316				2	2	20	66	23	15	1	4	2	1	2		1								5			2		6	1	142		1	1	2			17			
Sweden	146		2			2	9	25	22	48	1	4	1	3								1	3						1		1		12		1				9	1		
Yugoslavia	46					2		2	2	17		1							1							1					2	2		15					1			
Other	68			1	1	1	1	16	7	18	1	4	1																1		1	1			9	1			4			
Asia	310		1		1	3	2	7	1	158	11	1	11	2				1							1							1				7	113					
China	74		1		1	2	2	4	1	51	11	1		1				1							1							1				7						
Japan	234					1		3		106			11																								113					
Other	2									1				1																												
United States	810		6	1	14	19	47	151	127	257	2	37	4	12	4	1	1	1	1		1				3	1	3	1	4	3	1	8	1		3	1			93	1		1
Other American countries	5								1	1		2																											1			
Other countries	2									1																											1					
Unspecified	8				1					2		1		1																1												2
Children born to—																																										
Married mothers	17,756	16	131	68	195	739	1,307	2,928	2,066	7,025	40	972	111	364	69	9	34	69	13	6	35	20	25	6	46	20	47	20	67	104	24	229	48	25	29	19	130	2	680	7	5	6
Unmarried mothers	1,121	1	2	2	3	33	66	170	139	598	2	28	5	6			2		1		2				2	1			4	9	3	5	2	1					32	1		1
All mothers	18,877	17	133	70	198	772	1,373	3,098	2,205	7,623	42	1,000	116	370	69	9	36	69	14	6	37	20	25	6	48	21	47	20	71	113	27	234	50	26	29	19	130	2	712	8	5	7

TABLE 10.—DEATHS OF CHILDREN UNDER ONE YEAR (EXCLUSIVE OF STILL-BIRTHS) BY MONTHS, CLASSIFIED AS RURAL AND URBAN, IN EACH CENSUS DIVISION, BRITISH COLUMBIA, 1945.

Detailed information under this heading may be secured on request, if reason sufficiently URGENT.

TABLE 11.—TOTAL DEATHS (EXCLUSIVE OF STILL-BIRTHS) AND DEATHS IN INSTITUTIONS OF CHILDREN UNDER ONE YEAR OF AGE, BY PLACE OF OCCURRENCE AND PLACE OF RESIDENCE, BRITISH COLUMBIA, 1945.

ALL DEATHS UNDER ONE YEAR.

PROVINCE.	Place of Occurrence.	Residence elsewhere.		Deaths of Residents occurring elsewhere.		Place of Residence.
		In Canada.	In United States.	In Canada.	In United States.	
British Columbia	789	3	1	4	3	792
DEATHS IN INSTITUTIONS.						
British Columbia	555	2	1	4	2	558

TABLE 12.—TOTAL DEATHS (EXCLUSIVE OF STILL-BIRTHS) AND DEATHS IN INSTITUTIONS OF CHILDREN UNDER ONE YEAR OF AGE, IN CITIES OF 5,000 POPULATION AND OVER, BY PLACE OF OCCURRENCE AND PLACE OF RESIDENCE. BRITISH COLUMBIA, 1945.

ALL DEATHS UNDER ONE YEAR.

CITIES.	Place of Occurrence.	Residence elsewhere.		Deaths of Residents occurring elsewhere.		Place of Residence.
		In Canada.	In United States.	In Canada.	In United States.	
Kamloops	10	6	....	....	1	5
Kelowna	12	7	....	....	....	5
Nanaimo	11	3	....	....	....	8
Nelson	5	2	....	1	....	4
New Westminster	45	33	....	6	....	18
North Vancouver	16	3	....	1	....	14
Prince Rupert	19	6	....	2	....	15
Trail	12	3	....	....	....	9
Vancouver	239	72	....	4	....	171
Vernon	10	4	....	....	....	6
Victoria	57	35	....	4	....	26
DEATHS IN INSTITUTIONS.						
Kamloops	10	6	....	....	....	4
Kelowna	11	6	....	....	....	5
Nanaimo	8	3	....	....	....	5
Nelson	4	2	....	1	....	3
New Westminster	44	33	....	6	....	17
North Vancouver	12	3	....	1	....	10
Prince Rupert	12	4	....	2	....	10
Trail	11	3	....	....	....	8
Vancouver	208	70	....	4	....	142
Vernon	10	4	....	....	....	6
Victoria	57	35	....	4	....	26

TABLE 13.—DEATHS OF CHILDREN UNDER ONE YEAR (EXCLUSIVE OF STILL-BIRTHS) BY AGE AT DEATH AND PLACE OF RESIDENCE, BRITISH COLUMBIA, 1945.

AGES.		No.
All infants	Total	792
„	M.	450
„	F.	342
Under 1 day	Total	235
„	M.	139
„	F.	96
1 day	Total	52
„	M.	34
„	F.	18
2 days	Total	39
„	M.	22
„	F.	17
3 days	Total	26
„	M.	20
„	F.	6
4 days	Total	11
„	M.	8
„	F.	3
5 days	Total	12
„	M.	3
„	F.	9
6 days	Total	9
„	M.	4
„	F.	5
Under 1 week	Total	384
„	M.	230
„	F.	154
1 week and under 2 weeks	Total	28
„ „	M.	19
„ „	F.	9
2 weeks and under 3 weeks	Total	19
„ „	M.	12
„ „	F.	7
3 weeks and under 1 month	Total	24
„ „	M.	15
„ „	F.	9

AGES.		No.
Under 1 month	Total	455
„	M.	276
„	F.	179
1 month and under 2 months	Total	64
„ „	M.	38
„ „	F.	26
2 months and under 3 months	Total	55
„ „	M.	30
„ „	F.	25
3 months and under 4 months	Total	41
„ „	M.	17
„ „	F.	24
4 months and under 5 months	Total	38
„ „	M.	22
„ „	F.	16
5 months and under 6 months	Total	30
„ „	M.	14
„ „	F.	16
6 months and under 7 months	Total	32
„ „	M.	14
„ „	F.	18
7 months and under 8 months	Total	22
„ „	M.	14
„ „	F.	8
8 months and under 9 months	Total	11
„ „	M.	4
„ „	F.	7
9 months and under 10 months	Total	16
„ „	M.	8
„ „	F.	8
10 months and under 11 months	Total	13
„ „	M.	5
„ „	F.	8
11 months and under 12 months	Total	15
„ „	M.	8
„ „	F.	7

TABLE 14.—DEATHS OF CHILDREN UNDER ONE YEAR (EXCLUSIVE OF STILL-BIRTHS) CLASSIFIED ACCORDING TO RACIAL ORIGIN OF DECEDENTS, BY PLACE OF RESIDENCE, BRITISH COLUMBIA, 1945.

RACIAL ORIGIN.	No.
British	391
English	220
Irish	67
Scottish	100
Other	4
European	177
Austrian	4
Bulgarian	.....
Czech and Slovak	2
Danish	11
Finnish	1
French	28
German	34
Greek	1
Hungarian	1
Icelandic	1
Italian	9
Lithuanian	.....
Netherland, Flemish, Walloon	13
Norwegian	14

RACIAL ORIGIN.	No.
European—*Continued.*	
Polish	10
Rumanian	2
Russian (races of U.S.S.R.)	23
Swedish	12
Ukrainian*	7
Yugoslavic	3
Other	1
Asiatic	16
Chinese	2
Hindu (East Indian)	.....
Japanese	14
Syrian	.....
Other	.....
Indian	186
Jewish	2
Negro	1
Other races	.....
Unspecified	19
All origins	792

* Including all Ruthenian Russians.

TABLE 15.—DEATHS OF CHILDREN UNDER ONE YEAR OF AGE (EXCLUSIVE OF STILL-BIRTHS) CLASSIFIED ACCORDING TO BIRTHPLACES OF PARENTS AND PLACE OF RESIDENCE, BRITISH COLUMBIA, 1945.

Birthplace of Father.	Total Fathers.	Birthplace of Mother. Canada.										British Isles.					British Possessions.		Europe.																	Asia.						
		Prince Edward Island.	Nova Scotia.	New Brunswick.	Quebec.	Ontario.	Manitoba.	Saskatchewan.	Alberta.	British Columbia.	Prov. unspec.	England.	Ireland.	Scotland.	Wales.	Other.	Newfoundland.	Other.	Austria.	Belgium.	Czechoslovakia.	Denmark.	Finland.	France.	Germany.	Hungary.	Italy.	Netherlands.	Norway.	Poland.	Rumania.	Russia (U.S.S.R.).	Sweden.	Yugoslavia.	Other.	China.	Japan.	Other.	United States.	Other American Countries.	Other Countries.	Unspecified.
Canada	572		2	2	8	22	26	72	48	323	10	23		2	1		1		1			1		1		1					1	3	1		1				21			1
Prince Edward Island																																										
Nova Scotia	11					1	1	2	2	4				1																												
New Brunswick	3			1			1			1																																
Quebec	4				2	1				1																																
Ontario	36				1	6	3	5	3	13		2					1																						2			
Manitoba	35					1	9	4	4	7		6																											3			1
Saskatchewan	78					3	6	28	3	27		1							1			1				1						2			1				4			
Alberta	76				4	5	3	11	20	20		6												1									1						5			
British Columbia	316		2	1	1	5	3	21	16	249		7		1	1																1	1							7			
Province unspecified	13							1		1	10	1																														
British Isles	65		1		1	1	3	7	3	29	2	9	3	1				1														1							3			
England	40		1		1		1	4	2	16	1	7	1	1				1														1							3			
Ireland	10					1	1	1	1	4		1	1																													
Scotland	14						1	2		9	1		1																													
Wales	1											1																														
Other																																										
British Possessions	1																1																									
Newfoundland	1																1																									
Other																																										
Europe	48					1	4	8	3	9	1	3									2					1	1	1		2	1	4		1		1			5			
Austria																																										
Belgium																																										
Czechoslovakia	2																				2																					
Denmark	7							3		3																													1			
Finland																																										
France	1							1																																		
Germany	2					1						1																														
Hungary	1																									1																
Italy	3									1	1																1															
Netherlands	2								1																			1														
Norway	1											1																														
Poland	7						1	2	1	1																				2												
Rumania	2						1			1																																
Russia (U.S.S.R.)	13						2	1	1																							4				1			4			
Sweden	3							1		2																																
Yugoslavia	3									1																					1			1								
Other	1											1																														
Asia	10									6																											4					
China	1									1																																
Japan	9									5																											4					
Other																																										
United States	35					2	3	10	1	9	2	3		1																									4			
Other American countries																																										
Other countries	1																																				1					
Unspecified	60					2	2	4	6	36		2																											3			5
Total mothers	792		3	2	9	28	38	101	61	412	15	40	3	4	1		2	1	1		2	1		1		2	1	1		2	2	8	1	1	1	1	5		36			6

TABLE 16.—DEATHS OF CHILDREN (EXCLUSIVE OF STILL-BIRTHS) FROM CERTAIN SPECIFIED CAUSES IN FIRST YEAR OF LIFE, BY SEX AND CALENDAR MONTH OF DEATH, BY PLACE OF RESIDENCE, BRITISH COLUMBIA, 1945.

Int. List No.	CAUSES OF DEATH.	TOTAL UNDER 1 YEAR.			MONTH OF DEATH.																							
					Jan.		Feb.		Mar.		Apr.		May.		June.		July.		Aug.		Sept.		Oct.		Nov.		Dec.	
		Total.	M.	F.	M.	F.	M.	F.	M.	F.	M.	F.	M.	F.	M.	F.	M.	F.	M.	F.	M.	F.	M.	F.	M.	F.	M.	F.
	All causes	792	450	342	34	26	38	26	42	23	34	30	29	30	35	17	25	39	43	28	31	23	42	34	44	35	53	31
8	Scarlet fever	1	1	.....	1	.....	.....	.....	.....	.....	.....	.....	.....	.....	.....	.....	.....	.....	.....	.....	.....	.....	.....	.....	.....	.....	.....	.....
9	Whooping-cough	5	1	4	.....	.....	1	.....	.....	2	.....	.....	.....	.....	.....	.....	.....	1	.....	1	.....	.....	.....	.....	.....	.....	.....	.....
13	Tuberculosis of the respiratory system	6	2	4	.....	1	.....	.....	.....	1	1	1	.....	.....	.....	.....	.....	.....	.....	1	.....	.....	.....	.....	.....	.....	1	.....
14–22	Tuberculosis, other forms	7	2	5	.....	1	1	.....	.....	.....	.....	1	.....	.....	.....	.....	1	.....	.....	.....	.....	.....	.....	2	.....	.....	.....	1
30	Syphilis	2	1	1	.....	.....	.....	.....	.....	.....	1	.....	.....	.....	.....	.....	.....	1	.....	.....	.....	.....	.....	.....	.....	.....	.....	.....
33	Influenza	10	6	4	.....	.....	2	1	1	1	1	1	.....	.....	1	.....	.....	.....	.....	.....	.....	.....	.....	.....	1	1	.....	.....
35	Measles	10	6	4	.....	.....	1	.....	.....	1	3	1	.....	.....	.....	.....	.....	.....	.....	.....	.....	.....	2	2	.....	.....	.....	.....
64	Diseases of the thymus gland	35	18	17	2	1	2	1	.....	3	3	.....	1	1	1	.....	.....	.....	3	1	2	1	1	4	.....	1	3	4
81	Meningitis (non-meningococcal)	3	.....	3	.....	.....	.....	1	.....	.....	.....	.....	.....	.....	.....	.....	.....	.....	.....	.....	.....	.....	.....	.....	.....	1	.....	1
89	Diseases of the ear and of the mastoid process	1	1	.....	.....	.....	1	.....	.....	.....	.....	.....	.....	.....	.....	.....	.....	.....	.....	.....	.....	.....	.....	.....	.....	.....	.....	.....
105	Diseases of the larynx	1	.....	1	.....	.....	.....	.....	.....	1	.....	.....	.....	.....	.....	.....	.....	.....	.....	.....	.....	.....	.....	.....	.....	.....	.....	.....
106	Bronchitis	5	5	.....	2	.....	.....	.....	.....	.....	.....	.....	.....	.....	.....	.....	.....	.....	1	.....	1	.....	.....	.....	1	.....	.....	.....
107	Bronchopneumonia	51	29	22	2	2	5	3	4	1	2	2	.....	3	3	1	2	1	1	1	3	2	3	2	3	2	1	2
108, 109	Pneumonia	43	20	23	.....	1	1	2	2	2	1	3	1	2	.....	3	1	1	1	2	3	1	4	1	2	2	4	3
115	Diseases of the buccal cavity and annexa, and of the pharynx and tonsils	1	1	.....	.....	.....	.....	.....	.....	.....	.....	.....	.....	.....	.....	.....	.....	.....	.....	.....	.....	.....	1	.....	.....	.....	.....	.....
116–118	Diseases of the stomach	1	1	.....	.....	.....	.....	.....	.....	.....	.....	.....	1	.....	.....	.....	.....	.....	.....	.....	.....	.....	.....	.....	.....	.....	.....	.....
119	Diarrhœa and enteritis	60	31	29	1	.....	1	3	.....	.....	1	.....	1	.....	3	2	2	5	6	3	2	2	3	5	6	4	5	5
130	Acute nephritis	1	.....	1	.....	.....	.....	1	.....	.....	.....	.....	.....	.....	.....	.....	.....	.....	.....	.....	.....	.....	.....	.....	.....	.....	.....	.....
157	Congenital malformations	114	76	38	3	4	4	4	8	2	6	5	5	6	8	2	6	4	7	1	5	4	12	1	7	5	5	.....
	(a) Congenital hydrocephalus	12	7	5	1	.....	1	.....	1	.....	1	1	.....	2	1	.....	.....	.....	1	.....	.....	2	.....	.....	.....	.....	1	.....
	(d) Congenital malformations of the heart	46	32	14	1	1	1	2	4	2	3	2	1	1	1	1	2	3	3	.....	3	1	7	.....	5	1	1	.....
	(b, c, e) Others under this title	56	37	19	1	3	2	2	3	.....	2	2	4	3	6	1	4	1	3	1	2	1	5	1	2	4	3	.....
158	Congenital debility	19	8	11	1	1	.....	1	3	.....	.....	1	.....	3	.....	.....	1	2	.....	1	.....	1	.....	1	1	.....	2	.....
159	Premature birth	244	142	102	11	6	10	7	17	6	11	11	10	5	13	4	5	17	15	14	8	6	12	8	12	8	18	10
160	Injury at birth	61	38	23	5	3	2	1	5	1	1	.....	8	2	2	4	1	2	2	2	5	2	.....	.....	4	5	3	1
161	Other diseases peculiar to the first year of life	55	35	20	3	2	5	.....	1	1	2	2	2	3	4	1	3	3	3	.....	1	1	1	4	3	3	7	.....
166–168	Homicides	1	1	.....	.....	.....	.....	.....	.....	.....	.....	.....	.....	.....	.....	.....	.....	.....	1	.....	.....	.....	.....	.....	.....	.....	.....	.....
169–195, 197	Other violent deaths	21	11	10	.....	1	2	.....	.....	.....	.....	1	.....	2	.....	.....	2	.....	.....	.....	.....	2	3	2	.....	1	4	1
	Other specified causes	19	7	12	2	1	.....	1	.....	1	.....	.....	.....	2	.....	.....	1	1	2	.....	.....	1	.....	2	2	2	.....	1
199, 200	Ill-defined and unknown causes of death	15	7	8	1	2	.....	.....	1	.....	1	1	.....	1	.....	.....	.....	1	1	1	1	.....	.....	.....	2	.....	.....	2

TABLE 17.—DEATHS OF CHILDREN (EXCLUSIVE OF STILL-BIRTHS) FROM CERTAIN SPECIFIED CAUSES IN FIRST YEAR OF LIFE, BY SEX AND AGE AT DEATH, BY PLACE OF RESIDENCE, BRITISH COLUMBIA, 1945.

Int. List No.	CAUSES OF DEATH.	TOTAL UNDER 1 YEAR.			AGE AT DEATH.																													
					Under 1 Day.		1 Day and under 1 Week.		1 Week and under 2 Weeks.		2 Weeks and under 3 Weeks.		3 Weeks and under 1 Month.		1 Month and under 2 Months.		2 Months and under 3 Months.		3 Months and under 4 Months.		4 Months and under 5 Months.		5 Months and under 6 Months.		6 Months and under 7 Months.		7 Months and under 8 Months.		8 Months and under 9 Months.		9 Months and under 10 Months.		10 Months and under 11 Months.		11 Months and under 12 Months.	
		T'l.	M.	F.	M.	F.	M.	F.	M.	F.	M.	F.	M.	F.	M.	F.	M.	F.	M.	F.	M.	F.	M.	F.	M.	F.	M.	F.	M.	F.	M.	F.	M.	F.	M.	F.
	All causes	792	450	342	139	96	91	58	19	9	12	7	15	9	38	26	30	25	17	24	22	16	14	16	14	18	14	8	4	7	8	8	5	8	8	7
8	Scarlet fever	1	1																										1							
9	Whooping-cough	5	1	4												2		1					1									1				
13	Tuberculosis of the respiratory system	6	2	4															1	1				1		1	1			1					
14–22	Tuberculosis, other forms	7	2	5													1	1					1				1						1		2
30	Syphilis	2	1	1											1	1																			
33	Influenza	10	6	4											1		1		1	1		1	1			1					1			2	
35	Measles	10	6	4											3				1					1		2		1		1				1	
64	Diseases of the thymus gland	35	18	17	2				1		1			1	4	4	3	2	2	5	1		1	2		1	1	1			1	1			1	
81	Meningitis (non-meningococcal)	3		3																1									1		1				
89	Diseases of the ear and of the mastoid process	1	1																		1														
105	Diseases of the larynx	1		1																					1										
106	Bronchitis	5	5												1				1		1			1		1									
107	Bronchopneumonia	51	29	22				3	1	1	2		3		2	3	5	1	2	2	4	1	4		2	3	1	1		2	2	1	1	4		
108, 109	Pneumonia	43	20	23			1							1	3	1	5	3		1	5	4	2	3	1	4	1	2				1	1	1	1	2
115	Diseases of the buccal cavity and annexa, and of the pharynx and tonsils	1	1																1																
116–118	Diseases of the stomach	1	1																							1									
119	Diarrhœa and enteritis	60	31	29					1	1	3	1	2		3	7	5	6	5	3	1	3		1	3	4	2	1		1	2		2		2	1
130	Acute nephritis	1		1																															1
157	Congenital malformations	114	76	38	15	7	19	9	5	3	3	3	4	5	9	1	7	3	1	2	2	1	2	3	4	1	3		1					1	
	(a) Congenital hydrocephalus	12	7	5	1	1	1						1	1	1			1			1			1	2	1									
	(d) Congenital malformations of the heart	46	32	14	5	4	11	3	2		2	1	2	2	4		4	1	1	1		1		1			1								
	(b, c, e) Others under this title	56	37	19	9	2	7	6	3	3	1	2	1	2	4	1	3	1		1	1		2	1	2		2		1					1	
158	Congenital debility	19	8	11	2	1	1	2		1					1	1		3		3	2						1				1				
159	Premature birth	244	142	102	89	70	44	25	6	2		1	3	1		1				1		1													
160	Injury at birth	61	38	23	19	14	14	8	3						2	1																			
161	Other diseases peculiar to the first year of life	55	35	20	11	4	11	9	2	1	1	2	3		4	1	1		1	1				1	1										1
166–168	Homicides	1	1																		1														
169–195, 197	Other violent deaths	21	11	10											3	1	1	1	1	1	2	3	2	1	2				1		1		1		
	Other specified causes	19	7	12				1			1			1				3		2	2	1		2			1	1	2		1	1				
199, 200	Ill-defined and unknown causes of death	15	7	8	1		1	1			1				1	2	1	1				1		1			1			1			1	1		

TABLE 18.—TOTAL DEATHS (EXCLUSIVE OF STILL-BIRTHS) AND DEATHS IN INSTITUTIONS, BY PLACE OF OCCURRENCE AND PLACE OF RESIDENCE, BRITISH COLUMBIA, 1945.

ALL DEATHS.

PROVINCE.	Place of Occurrence.	Residence elsewhere.		Deaths of Residents occurring elsewhere.		Place of Residence.
		In Canada.	In United States.	In Canada.	In United States.	
British Columbia	9,811	127	46	98	20	9,756
DEATHS IN INSTITUTIONS.						
British Columbia	5,748	61	22	56	13	5,734

TABLE 19.—TOTAL DEATHS (EXCLUSIVE OF STILL-BIRTHS) AND DEATHS IN INSTITUTIONS, IN CITIES OF 5,000 POPULATION AND OVER, BY PLACE OF OCCURRENCE AND PLACE OF RESIDENCE, BRITISH COLUMBIA, 1945.

ALL DEATHS.

CITIES.	Place of Occurrence.	Residence elsewhere.		Deaths of Residents occurring elsewhere.		Place of Residence.
		In Canada.	In United States.	In Canada.	In United States.	
Kamloops	163	51	....	18	1	131
Kelowna	89	38	....	6	....	57
Nanaimo	150	54	....	22	....	118
Nelson	91	26	....	13	....	78
New Westminster	449	276	2	34	2	207
North Vancouver	169	41	....	32	....	160
Prince Rupert	108	33	1	14	....	88
Trail	61	12	....	7	....	56
Vancouver	3,845	602	15	322	10	3,560
Vernon	107	34	....	8	....	81
Victoria	900	308	2	126	....	716
DEATHS IN INSTITUTIONS.						
Kamloops	136	47	....	14	....	103
Kelowna	66	35	....	4	....	35
Nanaimo	120	51	....	19	....	88
Nelson	76	25	....	8	....	59
New Westminster	388	267	1	29	2	151
North Vancouver	104	36	....	25	....	93
Prince Rupert	73	26	1	12	....	58
Trail	52	11	....	6	....	47
Vancouver	2,461	538	9	216	5	2,135
Vernon	86	33	....	7	....	60
Victoria	686	287	....	86	....	485

TABLE 20.—DEATHS (EXCLUSIVE OF STILL-BIRTHS) BY SINGLE YEARS OF AGE AND BY AGE GROUPS, BRITISH COLUMBIA, BY PLACE OF RESIDENCE, 1945.

AGES.	Province.			Vancouver City.			Victoria City.			New Westminster City.			Remainder of Province.		
	Total.	M.	F.	Total.	M.	F.	Total.	M.	F.	Total.	M.	F.	Total.	M.	F.
All ages	9,756	6,057	3,699	3,560	2,230	1,330	716	398	318	207	108	99	5,273	3,321	1,952
Under 1 year	792	450	342	171	100	71	26	17	9	18	10	8	577	323	254
1 year	70	39	31	8	3	5	1	1	.....	2	1	1	59	34	25
2 years	41	26	15	5	2	3	3	2	1	.....	.....	.....	33	22	11
3 ,,	29	17	12	6	4	2	.....	.....	.....	.....	.....	.....	23	13	10
4 ,,	31	18	13	2	.....	2	2	2	.....	.....	.....	.....	27	16	11
Total under 5 years	963	550	413	192	109	83	32	22	10	20	11	9	719	408	311
5 years	25	16	9	4	4	.....	.....	.....	.....	.....	.....	.....	21	12	9
6 ,,	17	8	9	4	2	2	1	.....	1	.....	.....	.....	12	6	6
7 ,,	18	10	8	3	3	.....	.....	.....	.....	1	.....	1	14	7	7
8 ,,	20	14	6	3	2	1	.....	.....	.....	.....	.....	.....	17	12	5
9 ,,	16	9	7	1	.....	1	.....	.....	.....	.....	.....	.....	15	9	6
Total 5–9 years	96	57	39	15	11	4	1	.....	1	1	.....	1	79	46	33
10 years	10	4	6	2	1	1	1	.....	1	.....	.....	.....	7	3	4
11 ,,	9	6	3	2	2	.....	1	.....	1	.....	.....	.....	6	4	2
12 ,,	17	9	8	3	1	2	1	1	.....	.....	.....	.....	13	7	6
13 ,,	20	12	8	2	1	1	.....	.....	.....	.....	.....	.....	18	11	7
14 ,,	15	8	7	2	2	.....	1	.....	1	.....	.....	.....	12	6	6
Total 10–14 years	71	39	32	11	7	4	4	1	3	.....	.....	.....	56	31	25
15 years	25	14	11	6	2	4	.....	.....	.....	.....	.....	.....	19	12	7
16 ,,	24	18	6	4	2	2	1	1	.....	.....	.....	.....	19	15	4
17 ,,	25	15	10	4	4	.....	1	.....	1	1	1	.....	19	10	9
18 ,,	24	13	11	6	5	1	2	.....	2	.....	.....	.....	16	8	8
19 ,,	27	18	9	9	7	2	.....	.....	.....	.....	.....	.....	18	11	7
Total 15–19 years	125	78	47	29	20	9	4	1	3	1	1	.....	91	56	35
20 years	29	23	6	10	8	2	.....	.....	.....	.....	.....	.....	19	15	4
21 ,,	22	11	11	4	1	3	1	1	.....	.....	.....	.....	17	9	8
22 ,,	22	11	11	6	.....	6	1	1	.....	.....	.....	.....	15	10	5
23 ,,	30	18	12	7	4	3	1	1	.....	1	1	.....	21	12	9
24 ,,	27	16	11	8	4	4	.....	.....	.....	.....	.....	.....	19	12	7
Total 20–24 years	130	79	51	35	17	18	3	3	.....	1	1	.....	91	58	33
25 years	41	22	19	10	7	3	2	1	1	1	1	.....	28	13	15
26 ,,	30	14	16	12	5	7	1	1	.....	.....	.....	.....	17	8	9
27 ,,	30	13	17	13	6	7	.....	.....	.....	3	.....	3	14	7	7
28 ,,	40	20	20	15	9	6	1	.....	1	1	1	.....	23	10	13
29 ,,	32	19	13	7	4	3	1	1	.....	.....	.....	.....	24	14	10
Total 25–29 years	173	88	85	57	31	26	5	3	2	5	2	3	106	52	54

TABLE 20.—DEATHS (EXCLUSIVE OF STILL-BIRTHS) BY SINGLE YEARS OF AGE AND BY AGE-GROUPS, BRITISH COLUMBIA, BY PLACE OF RESIDENCE, 1945—*Continued.*

AGES.	Province.			Vancouver City.			Victoria City.			New Westminster City.			Remainder of Province.		
	Total.	M.	F.	Total.	M.	F.	Total.	M.	F.	Total.	M.	F.	Total.	M.	F.
30 years	36	23	13	15	9	6	3	3	.....	.....	.....	.....	18	11	7
31 ,,	44	19	25	19	9	10	2	.....	2	1	1	.....	22	9	13
32 ,,	27	18	9	9	6	3	4	3	1	.....	.....	.....	14	9	5
33 ,,	25	14	11	9	5	4	1	.....	1	1	1	.....	14	8	6
34 ,,	38	21	17	14	7	7	2	.....	2	1	.....	1	21	14	7
Total 30–34 years	170	95	75	66	36	30	12	6	6	3	2	1	89	51	38
35 years	40	25	15	19	14	5	4	3	1	.....	.....	.....	17	8	9
36 ,,	31	17	14	10	5	5	.....	.....	.....	.....	.....	.....	21	12	9
37 ,,	45	27	18	21	14	7	1	1	.....	.....	.....	.....	23	12	11
38 ,,	44	28	16	14	8	6	2	2	.....	1	.....	1	27	18	9
39 ,,	36	20	16	14	6	8	3	2	1	1	1	.....	18	11	7
Total 35–39 years	196	117	79	78	47	31	10	8	2	2	1	1	106	61	45
40 years	45	30	15	20	14	6	.....	.....	.....	1	1	.....	24	15	9
41 ,,	35	11	24	14	5	9	2	1	1	.....	.....	.....	19	5	14
42 ,,	45	28	17	19	14	5	3	1	2	1	.....	1	22	13	9
43 ,,	42	35	7	19	17	2	1	1	.....	1	1	.....	21	16	5
44 ,,	60	39	21	23	17	6	.....	.....	.....	1	1	.....	36	21	15
Total 40–44 years	227	143	84	95	67	28	6	3	3	4	3	1	122	70	52
45 years	67	41	26	30	20	10	2	1	1	3	2	1	32	18	14
46 ,,	65	46	19	27	19	8	2	2	.....	.....	.....	.....	36	25	11
47 ,,	49	31	18	28	20	8	.....	.....	.....	.....	.....	.....	21	11	10
48 ,,	72	41	31	25	14	11	4	2	2	1	1	.....	42	24	18
49 ,,	74	45	29	27	16	11	10	5	5	2	.....	2	35	24	11
Total 45–49 years	327	204	123	137	89	48	18	10	8	6	3	3	166	102	64
50 years	91	57	34	40	30	10	6	3	3	.....	.....	.....	45	24	21
51 ,,	87	48	39	31	20	11	3	2	1	.....	.....	.....	53	26	27
52 ,,	90	61	29	35	22	13	6	4	2	5	5	.....	44	30	14
53 ,,	118	81	37	43	30	13	11	6	5	3	3	.....	61	42	19
54 ,,	123	74	49	55	33	22	8	5	3	2	1	1	58	35	23
Total 50–54 years	509	321	188	204	135	69	34	20	14	10	9	1	261	157	104
55 years	135	92	43	53	36	17	10	4	6	2	1	1	70	51	19
56 ,,	138	83	55	57	38	19	6	3	3	4	2	2	71	40	31
57 ,,	148	110	38	62	48	14	9	6	3	2	2	.....	75	54	21
58 ,,	172	127	45	66	49	17	19	15	4	4	3	1	83	60	23
59 ,,	165	105	60	66	45	21	9	4	5	4	1	3	86	55	31
Total 55–59 years	758	517	241	304	216	88	53	32	21	16	9	7	385	260	125
60 years	204	140	64	99	70	29	14	8	6	8	4	4	83	58	25
61 ,,	172	113	59	69	49	20	14	10	4	2	1	1	87	53	34
62 ,,	206	146	60	98	70	28	10	9	1	3	2	1	95	65	30
63 ,,	228	160	68	92	62	30	25	17	8	4	2	2	107	79	28
64 ,,	228	154	74	106	70	36	10	8	2	5	2	3	107	74	33
Total 60–64 years	1,038	713	325	464	321	143	73	52	21	22	11	11	479	329	150

65 years	256	159	97	95	58	37	22	15	7	4	.....	4	135	86	49
66 ,,	209	144	65	83	57	26	15	8	7	4	4	.....	107	75	32
67 ,,	237	176	61	85	65	20	24	18	6	8	5	3	120	88	32
68 ,,	261	171	90	106	75	31	26	11	15	6	4	2	123	81	42
69 ,,	221	142	79	79	54	25	16	8	8	4	4	.....	122	76	46
Total 65–69 years	1,184	792	392	448	309	139	103	60	43	26	17	9	607	406	201
70 years	245	154	91	93	59	34	22	13	9	3	.....	3	127	82	45
71 ,,	219	141	78	91	64	27	18	9	9	1	.....	1	109	68	41
72 ,,	261	170	91	108	72	36	18	11	7	5	2	3	130	85	45
73 ,,	228	149	79	83	51	32	19	12	7	4	2	2	122	84	38
74 ,,	236	147	89	91	54	37	16	9	7	2	.....	2	127	84	43
Total 70–74 years	1,189	761	428	466	300	166	93	54	39	15	4	11	615	403	212
75 years	228	143	85	71	42	29	18	12	6	8	3	5	131	86	45
76 ,,	238	161	77	84	59	25	23	12	11	5	4	1	126	86	40
77 ,,	237	136	101	93	48	45	25	12	13	5	4	1	114	72	42
78 ,,	233	144	89	101	65	36	21	12	9	5	1	4	106	66	40
79 ,,	210	140	70	81	54	27	23	12	11	10	5	5	96	69	27
Total 75–79 years	1,146	724	422	430	268	162	110	60	50	33	17	16	573	379	194
80 years	169	110	59	61	36	25	22	13	9	3	2	1	83	59	24
81 ,,	168	102	66	70	34	36	14	6	8	6	3	3	78	59	19
82 ,,	180	101	79	64	27	37	15	7	8	2	1	1	99	66	33
83 ,,	150	87	63	63	35	28	16	5	11	3	2	1	68	45	23
84 ,,	123	64	59	53	24	29	11	7	4	3	3	.....	56	30	26
Total 80–84 years	790	464	326	311	156	155	78	38	40	17	11	6	384	259	125
85 years	127	64	63	50	25	25	13	3	10	6	1	5	58	35	23
86 ,,	88	45	43	27	11	16	9	5	4	5	3	2	47	26	21
87 ,,	89	40	49	26	11	15	11	4	7	3	.....	3	49	25	24
88 ,,	92	44	48	28	12	16	14	1	13	2	1	1	48	30	18
89 ,,	71	39	32	23	9	14	7	3	4	4	1	3	37	26	11
Total 85–89 years	467	232	235	154	68	86	54	16	38	20	6	14	239	142	97
90 years	44	17	27	15	6	9	6	3	3	4	.....	4	19	8	11
91 ,,	30	15	15	5	2	3	7	2	5	.....	.....	.....	18	11	7
92 ,,	25	11	14	10	3	7	2	1	1	.....	.....	.....	13	7	6
93 ,,	23	7	16	6	2	4	4	2	2	.....	.....	.....	13	3	10
94 ,,	21	6	15	7	2	5	4	1	3	1	.....	1	9	3	6
Total 90–94 years	143	56	87	43	15	28	23	9	14	5	.....	5	72	32	40
95 years	14	6	8	5	1	4	.....	.....	.....	.....	.....	.....	9	5	4
96 ,,	8	4	4	3	2	1	.....	.....	.....	.....	.....	.....	5	2	3
97 ,,	6	3	3	3	1	2	.....	.....	.....	.....	.....	.....	3	2	1
98 ,,	3	2	1	1	1	.....	.....	.....	.....	.....	.....	.....	2	1	1
99 ,,	7	.....	7	4	.....	4	.....	.....	.....	.....	.....	.....	3	.....	3
Total 95–99 years	38	15	23	16	5	11	.....	.....	.....	.....	.....	.....	22	10	12
100 years and over	7	3	4	3	1	2	.....	.....	.....	.....	.....	.....	4	2	2
Not stated	9	9	.....	2	2	.....	.....	.....	.....	.....	.....	.....	7	7	.....

TABLE 21.—DEATHS (EXCLUSIVE OF STILL-BIRTHS) CLASSIFIED ACCORDING TO RACIAL ORIGIN AND PLACE OF RESIDENCE, BRITISH COLUMBIA, 1945.

RACIAL ORIGIN.	Province.			Vancouver City.			Victoria City.			New Westminster City.			Remainder of Province.		
	Total.	M.	F.	Total.	M.	F.	Total.	M.	F.	Total.	M.	F.	Total.	M.	F.
British	6,529	3,856	2,673	2,630	1,534	1,096	590	301	289	159	80	79	3,150	1,941	1,209
English	3,516	2,074	1,442	1,328	775	553	382	201	181	72	36	36	1,734	1,062	672
Irish	1,046	599	447	416	229	187	68	31	37	42	23	19	520	316	204
Scottish	1,814	1,085	729	822	490	332	130	61	69	42	20	22	820	514	306
Other	153	98	55	64	40	24	10	8	2	3	1	2	76	49	27
European	1,723	1,175	548	510	362	148	49	30	19	42	23	19	1,122	760	362
Austrian	59	44	15	10	9	1	.....	.....	.....	2	1	1	47	34	13
Bulgarian	1	1	.....	1	1	.....	.....	.....	.....	.....	.....	.....	.....	.....	.....
Czech and Slovak	30	24	6	3	3	.....	1	.....	1	1	1	.....	25	20	5
Danish	59	42	17	21	14	7	2	2	.....	.....	.....	.....	36	26	10
Finnish	79	59	20	23	15	8	1	1	.....	.....	.....	.....	55	43	12
French	245	145	100	69	41	28	11	5	6	10	3	7	155	96	59
German	209	129	80	55	34	21	8	5	3	2	.....	2	144	90	54
Greek	21	19	2	10	8	2	1	1	.....	.....	.....	.....	10	10	.....
Hungarian	21	19	2	5	5	.....	.....	.....	.....	.....	.....	.....	16	14	2
Icelandic	24	17	7	8	4	4	1	.....	1	2	2	.....	13	11	2
Italian	94	69	25	32	24	8	2	2	.....	1	.....	1	59	43	16
Lithuanian	9	7	2	1	1	.....	2	2	.....	.....	.....	.....	6	4	2
Netherland, Flemish, Walloon	142	91	51	47	37	10	4	2	2	2	1	1	89	51	38
Norwegian	177	127	50	53	41	12	5	3	2	9	6	3	110	77	33
Polish	77	44	33	27	19	8	3	2	1	2	.....	2	45	23	22
Rumanian	15	10	5	7	4	3	.....	.....	.....	.....	.....	.....	8	6	2
Russian (races of U.S.S.R.)	156	105	51	52	38	14	2	2	.....	5	5	.....	97	60	37
Swedish	202	149	53	52	42	10	5	2	3	5	3	2	140	102	38
Ukrainian*	46	35	11	12	7	5	.....	.....	.....	1	1	.....	33	27	6
Yugoslavic	40	30	10	15	11	4	.....	.....	.....	.....	.....	.....	25	19	6
Other	17	9	8	7	4	3	1	1	.....	.....	.....	.....	9	4	5
Asiatic	475	431	44	191	185	6	63	59	4	2	2	.....	219	185	34
Chinese	345	336	9	179	174	5	63	59	4	2	2	.....	101	101	.....
Hindu (East Indian)	19	18	1	8	8	.....	.....	.....	.....	.....	.....	.....	11	10	1
Japanese	109	75	34	3	2	1	.....	.....	.....	.....	.....	.....	106	73	33
Syrian	1	1	.....	1	1	.....	.....	.....	.....	.....	.....	.....	.....	.....	.....
Other	1	1	.....	.....	.....	.....	.....	.....	.....	.....	.....	.....	1	1	.....
Indian	631	321	310	2	1	1	.....	.....	.....	.....	.....	.....	629	320	309
Jewish	29	15	14	23	11	12	2	2	.....	.....	.....	.....	4	2	2
Negro	15	11	4	7	4	3	.....	.....	.....	.....	.....	.....	8	7	1
Other races	2	.....	2	.....	.....	.....	.....	.....	.....	.....	.....	.....	2	.....	2
Unspecified	352	248	104	197	133	64	12	6	6	4	3	1	139	106	33
All origins	9,756	6,057	3,699	3,560	2,230	1,330	716	398	318	207	108	99	5,273	3,321	1,952

* Including all Ruthenian Russians.

TABLE 22.—DEATHS (EXCLUSIVE OF STILL-BIRTHS) CLASSIFIED ACCORDING TO BIRTHPLACE AND PLACE OF RESIDENCE, BRITISH COLUMBIA, 1945.

BIRTHPLACE OF DECEDENTS.	PROVINCE AND CITIES.														
	Province.			Vancouver.			Victoria.			New Westminster.			Remainder of Province.		
	Total.	Male.	Female.	Total.	Male.	Female.	Total.	Male.	Female.	Total.	Male.	Female.	Total.	Male.	Female.
Total deaths by sex	9,756	6,057	3,699	3,560	2,230	1,330	716	398	318	207	108	99	5,273	3,321	1,952
Canada—															
Prince Edward Island	59	41	18	32	24	8	3	1	2	2	1	1	22	15	7
Nova Scotia	221	130	91	103	59	44	11	5	6	11	8	3	96	58	38
New Brunswick	127	83	44	67	41	26	6	1	5	2	1	1	52	40	12
Quebec	221	152	69	82	51	31	18	11	7	4	.....	4	117	90	27
Ontario	1,309	784	525	600	338	262	73	35	38	45	21	24	591	390	201
Manitoba	159	88	71	84	43	41	5	3	2	4	3	1	66	39	27
Saskatchewan	129	79	50	44	29	15	5	3	2	5	4	1	75	43	32
Alberta	114	55	59	30	10	20	3	2	1	4	3	1	77	40	37
British Columbia	1,885	1,046	839	382	214	168	100	59	41	27	13	14	1,376	760	616
Province unspecified	35	28	7	11	8	3	1	1	.....	.....	.....	.....	23	19	4
British Isles—															
England	2,070	1,214	856	787	481	308	247	125	122	40	20	20	994	588	406
Ireland	280	165	115	116	73	43	21	9	12	8	2	6	135	81	54
Scotland	785	483	302	398	256	142	65	32	33	12	4	8	310	191	119
Wales	102	65	37	47	30	17	7	5	2	2	.....	2	46	30	16
Other	25	16	9	8	5	3	5	3	2	.....	.....	.....	12	8	4
British Possessions—															
Newfoundland	37	22	15	18	11	7	4	1	3	1	.....	1	14	10	4
Other	101	65	36	39	24	15	14	9	5	.....	.....	.....	48	32	16
Europe—															
Austria	53	39	14	10	9	1	.....	.....	.....	2	1	1	41	29	12
Belgium	30	20	10	12	9	3	.....	.....	.....	1	1	.....	17	10	7
Czechoslovakia	21	17	4	2	2	.....	1	.....	1	1	1	.....	17	14	3
Denmark	36	29	7	16	11	5	1	1	.....	.....	.....	.....	19	17	2
Finland	70	52	18	23	15	8	1	1	.....	.....	.....	.....	46	36	10
France	31	13	18	8	3	5	1	.....	1	.....	.....	.....	22	10	12
Germany	54	37	17	16	9	7	.....	.....	.....	1	.....	1	37	28	9
Hungary	17	16	1	4	4	.....	.....	.....	.....	.....	.....	.....	13	12	1
Italy	74	55	19	26	20	6	2	2	.....	1	.....	1	45	33	12
Netherlands	13	10	3	8	7	1	.....	.....	.....	.....	.....	.....	5	3	2
Norway	122	93	29	38	29	9	5	3	2	6	4	2	73	57	16
Poland	58	35	23	22	12	10	1	1	.....	2	.....	2	33	22	11
Rumania	17	10	7	9	6	3	.....	.....	.....	.....	.....	.....	8	4	4
Russia (U.S.S.R.)	166	115	51	55	40	15	3	3	.....	5	5	.....	103	67	36
Sweden	163	129	34	44	38	6	4	2	2	3	3	.....	112	86	26
Yugoslavia	29	22	7	14	10	4	.....	.....	.....	.....	.....	.....	15	12	3
Other	69	53	16	22	16	6	6	5	1	1	1	.....	40	31	9
Asia—															
China	336	328	8	174	170	4	60	57	3	2	2	.....	100	99	1
Japan	77	56	21	1	.....	1	1	1	.....	.....	.....	.....	75	55	20
Other	2	2	.....	1	1	.....	.....	.....	.....	.....	.....	.....	1	1	.....
United States	574	334	240	172	93	79	38	13	25	15	10	5	349	218	131
Other American countries	6	3	3	4	1	3	.....	.....	.....	.....	.....	.....	2	2	.....
Other countries	4	2	2	.....	.....	.....	.....	.....	.....	.....	.....	.....	4	2	2
Unspecified	75	71	4	29	28	1	4	4	.....	.....	.....	.....	42	39	3

TABLE 23.—DEATHS (EXCLUSIVE OF STILL-BIRTHS) CLASSIFIED ACCORDING TO BIRTHPLACES OF PARENTS OF DECEDENTS, BRITISH COLUMBIA, 1945.

Detailed information under this heading may be secured on request, if reason sufficiently URGENT.

TABLE 24.—CAUSES OF DEATH BY SEX, AGE, AND RESIDENCE, BRITISH COLUMBIA, 1945.

Int. List No.	CAUSES OF DEATH.		TOTAL.	AGES.																								
				Under 1 Year.	1 Year.	2 Years.	3 Years.	4 Years.	5–9 Yrs.	10–14 Yrs.	15–19 Yrs.	20–24 Yrs.	25–29 Yrs.	30–34 Yrs.	35–39 Yrs.	40–44 Yrs.	45–49 Yrs.	50–54 Yrs.	55–59 Yrs.	60–64 Yrs.	65–69 Yrs.	70–74 Yrs.	75–79 Yrs.	80–84 Yrs.	85–89 Yrs.	90–94 Yrs.	95–99 Yrs.	100 Years and over.	Not stated.
	Deaths, all causes	Total	9756	792	70	41	29	31	96	71	125	130	173	170	196	227	327	509	758	1038	1184	1189	1146	790	467	143	38	7	9
	,,	M.	6057	450	39	26	17	18	57	39	78	79	88	95	117	143	204	321	517	713	792	761	724	464	232	56	15	3	9
	,,	F.	3699	342	31	15	12	13	39	32	47	51	85	75	79	84	123	188	241	325	392	428	422	326	235	87	23	4	.....
	Class I. Infectious and parasitic diseases	Total	727	43	13	8	14	9	37	22	41	41	56	41	35	41	41	37	54	61	51	43	17	14	3	3	.....	1	1
	,,	M.	447	20	7	5	7	3	21	11	15	16	28	20	19	27	29	29	43	47	43	35	9	9	1	2	.....	.....	1
	,,	F.	280	23	6	3	7	6	16	11	26	25	28	21	16	14	12	8	11	14	8	8	8	5	2	1	.....	1	.....
2	Paratyphoid fever	M.	3	1	.....	.....	.....	.....	.....	.....	.....	.....	.....	.....	.....	.....	1	.....	.....	.....	.....	.....	1	.....	.....	.....	.....	.....	.....
5	Undulant fever	M.	1	.....	.....	.....	.....	.....	.....	.....	.....	.....	.....	.....	.....	.....	.....	.....	1	.....	.....	.....	.....	.....	.....	.....	.....	.....	.....
6	Cerebrospinal meningitis	M.	1	.....	.....	.....	.....	.....	.....	.....	.....	.....	.....	.....	.....	.....	.....	.....	.....	.....	.....	1	.....	.....	.....	.....	.....	.....	.....
	,,	F.	1	.....	.....	.....	.....	.....	.....	.....	.....	.....	1	.....	.....	.....	.....	.....	.....	.....	.....	.....	.....	.....	.....	.....	.....	.....	.....
8	Scarlet fever	M.	1	1	.....	.....	.....	.....	.....	.....	.....	.....	.....	.....	.....	.....	.....	.....	.....	.....	.....	.....	.....	.....	.....	.....	.....	.....	.....
	,,	F.	1	.....	.....	.....	.....	1	.....	.....	.....	.....	.....	.....	.....	.....	.....	.....	.....	.....	.....	.....	.....	.....	.....	.....	.....	.....	.....
9	Whooping-cough	M.	4	1	1	.....	1	1	.....	.....	.....	.....	.....	.....	.....	.....	.....	.....	.....	.....	.....	.....	.....	.....	.....	.....	.....	.....	.....
	,,	F.	4	4	.....	.....	.....	.....	.....	.....	.....	.....	.....	.....	.....	.....	.....	.....	.....	.....	.....	.....	.....	.....	.....	.....	.....	.....	.....
10	Diphtheria	M.	2	.....	.....	.....	.....	.....	1	.....	.....	.....	.....	.....	.....	.....	1	.....	.....	.....	.....	.....	.....	.....	.....	.....	.....	.....	.....
11	Erysipelas	F.	2	.....	.....	.....	.....	.....	.....	.....	.....	.....	.....	.....	.....	.....	.....	.....	.....	.....	.....	1	.....	.....	.....	.....	1	.....
12	Tetanus	F.	1	.....	.....	.....	.....	.....	.....	.....	.....	.....	.....	.....	.....	.....	.....	.....	.....	.....	1	.....	.....	.....	.....	.....	.....	.....	.....
13–	Tuberculosis	M.	311	4	3	4	4	1	17	11	15	16	27	20	18	21	19	21	31	28	23	19	7	1	.....	.....	.....	.....	1
22	,,	F.	214	9	2	2	4	4	12	11	25	24	27	19	16	13	7	7	4	14	6	3	2	2	.....	1	.....	.....	.....
13	Tuberculosis of the respiratory system	M.	264	2	.....	1	1	1	12	5	14	13	24	19	16	21	16	20	28	24	22	17	6	1	.....	.....	.....	.....	1
	,,	F.	173	4	1	.....	1	1	5	8	23	20	26	18	15	13	7	5	4	11	6	2	1	1	.....	1	.....	.....	.....
	(a) With mention of occupational diseases of lungs	M.	12	.....	.....	.....	.....	.....	.....	.....	.....	.....	.....	.....	.....	.....	2	2	2	3	2	1	.....	.....	.....	.....	.....	.....	.....
	(b) Without mention of occupational diseases of lungs	M.	228	2	.....	1	1	1	10	3	8	12	22	17	15	19	14	18	24	20	18	15	6	1	.....	.....	.....	.....	1
	Ditto	F.	149	3	.....	.....	1	.....	3	6	17	20	25	18	14	11	6	4	2	10	4	2	1	1	.....	1	.....	.....	.....
	(c) Unspecified site	M.	15	.....	.....	.....	.....	.....	2	2	6	1	.....	1	.....	2	.....	.....	.....	.....	1	.....	.....	.....	.....	.....	.....	.....	.....
	,,	F.	19	1	1	.....	.....	1	2	2	6	.....	.....	.....	1	1	1	1	.....	.....	2	.....	.....	.....	.....	.....	.....	.....	.....
	(d) With mention of dementia præcox	M.	9	.....	.....	.....	.....	.....	.....	.....	.....	.....	2	1	1	.....	.....	.....	2	1	1	1	.....	.....	.....	.....	.....	.....	.....
	,,	F.	5	.....	.....	.....	.....	.....	.....	.....	.....	.....	1	.....	.....	1	.....	.....	2	1	.....	.....	.....	.....	.....	.....	.....	.....	.....
14	Tuberculosis of the meninges and central nervous system	M.	23	1	3	2	3	.....	4	2	1	1	3	.....	.....	.....	1	1	.....	1	.....	.....	.....	.....	.....	.....	.....	.....	.....
	Ditto	F.	21	3	1	1	2	3	6	2	1	.....	1	1	.....	.....	.....	.....	.....	.....	.....	.....	.....	.....	.....	.....	.....	.....	.....
15	Tuberculosis of the intestines and peritoneum	M.	2	1	.....	.....	.....	.....	.....	.....	.....	.....	.....	.....	.....	.....	.....	.....	.....	.....	.....	.....	1	.....	.....	.....	.....	.....	.....
	,,	F.	4	.....	.....	.....	.....	.....	.....	.....	.....	1	.....	.....	.....	.....	.....	1	.....	1	.....	1	.....	.....	.....	.....	.....	.....	.....
16	Tuberculosis of the vertebral column	M.	3	.....	.....	.....	.....	.....	.....	.....	.....	1	.....	.....	1	.....	.....	.....	.....	.....	1	.....	.....	.....	.....	.....	.....	.....	.....
	,,	F.	3	.....	.....	1	.....	.....	1	.....	.....	.....	.....	.....	.....	.....	.....	.....	.....	1	.....	.....	.....	.....	.....	.....	.....	.....	.....
17	Tuberculosis of other bones and joints	M.	1	.....	.....	.....	.....	.....	.....	.....	.....	1	.....	.....	.....	.....	.....	.....	.....	.....	.....	.....	.....	.....	.....	.....	.....	.....	.....
	(a) Bones	M.	1	.....	.....	.....	.....	.....	.....	.....	.....	1	.....	.....	.....	.....	.....	.....	.....	.....	.....	.....	.....	.....	.....	.....	.....	.....	.....
19	Tuberculosis of the lymphatic system (bronchial, mesenteric, mediastinal, and retroperitoneal glands excepted)	M.	1	.....	.....	.....	.....	.....	.....	.....	.....	.....	.....	.....	.....	.....	1	.....	.....	.....	.....	.....	.....	.....	.....	.....	.....	.....	.....
	Ditto	F.	2	.....	.....	.....	.....	.....	.....	.....	.....	1	.....	.....	.....	.....	.....	.....	.....	.....	.....	.....	.....	1	.....	.....	.....	.....	.....
20	Tuberculosis of the genito-urinary system	M.	7	.....	.....	.....	.....	.....	.....	1	.....	.....	.....	1	1	.....	1	.....	3	.....	.....	.....	.....	.....	.....	.....	.....	.....	.....
	,,	F.	1	.....	.....	.....	.....	.....	.....	.....	.....	.....	.....	.....	.....	.....	.....	1	.....	.....	.....	.....	.....	.....	.....	.....	.....	.....	.....
21	Tuberculosis of other organs	M.	2	.....	.....	.....	.....	.....	.....	.....	.....	.....	.....	.....	.....	.....	.....	.....	.....	2	.....	.....	.....	.....	.....	.....	.....	.....	.....
22	Disseminated tuberculosis	M.	8	.....	.....	1	.....	.....	1	3	.....	.....	.....	.....	.....	.....	.....	.....	.....	1	.....	2	.....	.....	.....	.....	.....	.....	.....
	,,	F.	10	2	.....	.....	1	.....	.....	1	1	2	.....	.....	1	.....	.....	.....	.....	1	.....	.....	1	.....	.....	.....	.....	.....	.....

	(a) Acute generalized miliary	M.	8			1			1	3											1		2								
	"	F.	7	1							1	2			1						1			1							
	(b) Other and unspecified generalized	F.	3	1			1			1																					
24	Purulent infection and septicæmia	M.	1																						1						
27	Dysentery	M.	4		1			1	1														1								
	"	F.	2				1		1																						
30	Syphilis	M.	71	1											1	4	6	7	9	17	11	11	1	3							
	"	F.	14	1					2								3		5			2			1						
	(a) Locomotor ataxia (tabes dorsalis)	M.	10													1				2	3	3		1							
	"	F.	2																2												
	(b) General paralysis of the insane	M.	17												1	1	2	4	5	3	1										
	"	F.	6					1								1		1			2			1							
	(c) Other syphilis of the central nervous system	M.	4														2		2												
	(d) Others under this title	M.	40	1											1	2	5	3	5	8	5	7	1	2							
	"	F.	6	1				1									2		2												
32	Other diseases due to spirochætes	M.	1															1													
	"	F.	1	1																											
33	Influenza	M.	30	6		1	2								1	1		2	1	6	3		4	1	2						
	"	F.	18	4	1	1		1								2		1		1	2	1	3	1							
	(a) With respiratory complications	M.	17	3			1								1	1		1	1	2	3		2		2						
	"	F.	10	2	1											1		1			1	1	2	1							
	(b) Without respiratory complications	M.	13	3		1	1											1		4			2	1							
	"	F.	8	2		1		1								1				1	1		1								
35	Measles	M.	10	6	2			2																							
	"	F.	11	4	3		2		1				1																		
36	Acute poliomyelitis and polioencephalitis	F.	1							1																					
37	Acute infectious encephalitis	M.	2									1									1										
44	Other infectious and parasitic diseases	M.	5												1	1				1	2										
	"	F.	10								1		1		1		1	1				1	4								
	(b) Lymphogranulomatosis (*Hodgkin's disease*)	M.	5												1	1				1	2										
	"	F.	9								1		1		1		1	1				1	3								
	(c) Mumps	F.	1																				1								
	Class II. Cancer and other tumours	Total	1438		2	1	4	1	3	2	2	6	10	23	30	37	77	118	180	234	245	204	143	74	33	6	2	1			
	"	M.	816		1		2		2	1	2	3	5	8	13	14	28	54	107	145	152	118	102	39	17	3					
	"	F.	622		1	1	2	1	1	1		3	5	15	17	23	49	64	73	89	93	86	41	35	16	3	2	1			
45–55	Cancer and other malignant tumours	M.	805		1		2		2	1		3	4	7	12	14	28	52	105	143	152	118	102	39	17	3					
	"	F.	602		1	1	2		1	1		3	4	10	16	23	46	64	73	88	91	84	39	34	15	3	2	1			
45	Cancer of the buccal cavity and pharynx	M.	42														3	2	7	5	8	8	5	3	1						
	"	F.	8															1	1	1	2	1		1				1			
46	Cancer of the digestive organs and peritoneum	M.	463						1			1	1	3	5	7	17	29	57	85	94	68	63	22	9	1					
	"	F.	241												2	4	14	20	22	35	44	51	19	17	10	3					
	(a) Œsophagus	M.	28															2	5	6	4	4	3	2	2						
	"	F.	9														1		2	1	1	1	1		2						
	(b) Stomach	M.	197									1	1	3	3	11	12	19	38	48	24	26	7	4							
	"	F.	79												1	2	3	7	7	12	13	15	6	7	4	2					
	(c) Duodenum	M.	3																1				1	1							
	(d) Rectum and anus	M.	69												1		1	2	4	20	10	15	8	5	2	1					
	"	F.	24												1		1	2	1	2	6	6	2	2		1					
	(e) Intestines	M.	83					1					1	1	1	2	6	14	6	16	11	18	5	1							
	"	F.	81												1	8	7	10	11	10	20	8	5	1							
	(f) Liver and biliary passages	M.	35												1	1	3	6	4	11	5	2	2								
	"	F.	31												1	1	3	2	6	8	7	1	1	1							
	(g) Pancreas	M.	42								1		1		1	2	3	7	8	5	9	5									
	"	F.	15														1		3	5	2	1	1	2							
	(h) Mesentery and peritoneum	M.	6												1		1	1	3												
	"	F.	2																		1			1							

TABLE 24.—CAUSES OF DEATH BY SEX, AGE, AN D RESIDENCE, BRITISH COLUMBIA, 1945—*Continued.*

Int. List No.	CAUSES OF DEATH.		TOTAL.	AGES.																								
				Under 1 Year.	1 Year.	2 Years.	3 Years.	4 Years.	5–9 Yrs.	10–14 Yrs.	15–19 Yrs.	20–24 Yrs.	25–29 Yrs.	30–34 Yrs.	35–39 Yrs.	40–44 Yrs.	45–49 Yrs.	50–54 Yrs.	55–59 Yrs.	60–64 Yrs.	65–69 Yrs.	70–74 Yrs.	75–79 Yrs.	80–84 Yrs.	85–89 Yrs.	90–94 Yrs	95–99 Yrs	100 Years and over.	Not stated.
	Cancer and other malignant tumours—*Continued.*																											
47	Cancer of the respiratory system	M.	85												3	2	4	9	19	20	19	6	3					
	,,	F.	19		1											1	2	3	2	2		5	1	2				
	(a) Larynx	M.	6																	2	2	1	1					
	(b) Lung	M.	48												3		3	3	11	11	11	5	1					
	,,	F.	8														2	1	2			1	1	1				
	(c) Mediastinum and other sites	M.	31													2	1	6	8	7	6		1					
	,,	F.	11		1											1		2		2		4		1				
48	Cancer of the uterus	F.	84											6		9	13	9	7	16	12	8	2	2				
	(a) Cervix	F.	43											4		7	7	6	3	10	3	2		1				
	(b) Other and unspecified sites	F.	41											2		2	6	3	4	6	9	6	2	1				
49	Cancer of other female organs	F.	45									1		2	1		1	4	8	8	9	4	4	2	1			
50	Cancer of the breast	M.	2																		1		1					
	,,	F.	123											1	10	7	12	14	22	13	16	13	6	4	3		2		
51	Cancer of the male genital organs	M.	73									1	1	1				2	3	9	10	18	13	10	3	2			
52	Cancer of the urinary organs	M.	53				1									2	2	4	4	7	9	11	7	3	3				
	,,	F.	20													1		2	2	6	3	1	3	2				
	(a) Kidney	M.	25				1									2	1	1	3	5	4	4	3	1				
	,,	F.	6															1	2	1	1	1						
	(b) Bladder	M.	28														1	3	1	2	5	7	4	2	3			
	,,	F.	13															1		5	2		3	2				
	(c) Other and unspecified sites	F.	1													1												
53	Cancer of the skin	M.	13															1	1	3	2	1	3	1	1			
	,,	F.	7														1	1		1	2			1	1			
54	Cancer of the brain	M.	27		1				1			1	1	1	2	1	1	1	9	4	2	1	1					
	,,	F.	14			1	1					1	2			1	1	2	3	1	1							
55	Cancer of other and unspecified organs	M.	47				1			1			1	2	2	2	1	4	5	10	7	5	6					
	,,	F.	41				1		1	1		1	2	1	3		2	8	6	5	2	1	4	3				
56	Non-malignant tumours	M.	7								2			1	1			1	1	1								
	,,	F.	17										1	5	1		3			1	1	2	2		1			
	(a) Ovary	F.	7											1			2					1	1		1			
	(b) Uterus	F.	6											3	1		1					1						
	(d) Brain and other parts of the central nervous system	M.	7								2			1	1			1	1	1								
	,,	F.	1											1														
	(e) Other and unspecified organs	F.	3										1								1		1					
57	Tumours of undetermined nature	M.	4										1					1	1	1								
	,,	F.	3					1													1			1				
	(d) Brain and other parts of the central nervous system	M.	4										1					1	1	1								
	,,	F.	2					1													1							
	(e) Other and unspecified organs	F.	1																				1					
	Class III. Rheumatism, diseases of nutrition and of the endocrine glands, other general and vitamin deficiency diseases	Total	294	36	1	2	1		5	2	3	2	3	4	5	8	9	19	29	31	50	35	32	7	9	1			
	Ditto	M.	132	18		1	1		4		2	2		1	1	4	5	8	11	11	24	17	13	3	5	1			
	,,	F.	162	18	1	1			1	2	1		3	3	4	4	4	11	18	20	26	18	19	4	4				
58	Acute rheumatic fever	M.	6						1		2				1	1									1			
	,,	F.	4						1	1			1				1											

	(a) Acute rheumatic heart conditions	M.	5						1		1				1	1									1						
	"	F.	2							1			1																		
	(b) Others under this title	M.	1								1																				
	"	F.	2						1								1														
59	Chronic rheumatism and other rheumatic diseases	M.	11														1		1		2	2	3	1	1						
	"	F.	3																1		1				1						
61	Diabetes mellitus	M.	80						3				1			3	3	7	9	9	19	11	9	2	3	1					
	"	F.	99		1					1			2	1	2	2	2	7	10	14	18	16	16	4	3						
62	Diseases of the pituitary gland	M.	1											1																	
63	Diseases of the thyroid and parathyroid glands	M.	9				1											1	1	2	1	2	1								
	"	F.	31											2		1	1	4	7	5	7	1	3								
	(a) Simple goitre	F.	1																				1								
	(b) Exophthalmic goitre	M.	8															1	1	2	1	2	1								
	"	F.	26											2		1	1	4	6	3	6	1	2								
	(c) Myxœdema and cretinism	F.	2																	2											
	(d) Others under this title	M.	1				1																								
	"	F.	2																1		1										
64	Diseases of the thymus gland	M.	18	18																											
	"	F.	19	17		1					1																				
65	Diseases of the adrenal glands (Addison's disease)	M.	4										1				1				1	1									
	"	F.	4												2	1			1												
66	Other general diseases	F.	1	1																											
	(b) Others under this title	F.	1	1																											
67	Scurvy	M.	1			1																									
68	Beriberi	M.	1																			1									
	"	F.	1																		1										
69	Pellagra	M.	1																		1										
	Class IV. *Diseases of the blood and blood-forming organs*	Total	55	3	1	1	1		1	2	1	2	2	2	1	1	1	5	3	13	5	4	1	3	1		1				
	Ditto	M.	40	2	1	1				2	1	2	2		1	1		5	2	10	4	3	1	2							
	"	F.	15	1			1		1					2			1		1	3	1	1		1	1		1				
72	Hæmorrhagic conditions	M.	3							1								1				1									
	(a) *Primary purpura*	M.	3							1								1				1									
73	Anæmias	M.	9									1	1		1					1	3			2							
	"	F.	6																	1	1	1		1	1		1				
	(a) *Pernicious anæmia*	M.	5																	1	3			1							
	"	F.	4																		1	1		1	1						
	(b) Others under this title	M.	4									1	1		1									1							
	"	F.	2																	1							1				
74	Leukæmias and aleukæmias	M.	27	2	1	1			1	1		1	1			1		3	2	9	1	2	1								
	"	F.	5				1		1										1	2											
	(a) Leukæmias	M.	27	2	1	1			1	1		1	1			1		3	2	9	1	2	1								
	"	F.	5				1		1										1	2											
75	Diseases of the spleen	M.	1															1													
	"	F.	2	1												1															
76	Other diseases of the blood and blood-forming organs	F.	2											2																	
	Class V. Chronic poisoning and intoxication	Total	7								1	2				1	1	1		1											
	"	M.	6								1	1				1	1	1		1											
	"	F.	1									1																			
77	Alcoholism	M.	4								1	1				1	1														
	"	F.	1									1																			
	(a) Acute alcoholism	M.	1													1															
	(b) Chronic alcoholism	M.	1									1																			
	(c) Others under this title	M.	2								1						1														
	"	F.	1									1																			

TABLE 24.—CAUSES OF DEATH BY SEX, AGE, AND RESIDENCE, BRITISH COLUMBIA, 1945—*Continued.*

Int. List No.	CAUSES OF DEATH.	TOTAL.	AGES.																									
			Under 1 Year.	1 Year.	2 Years.	3 Years.	4 Years.	5–9 Yrs.	10–14 Yrs.	15–19 Yrs.	20–24 Yrs.	25–29 Yrs.	30–34 Yrs.	35–39 Yrs.	40–44 Yrs.	45–49 Yrs.	50–54 Yrs.	55–59 Yrs.	60–64 Yrs.	65–69 Yrs.	70–74 Yrs.	75–79 Yrs.	80–84 Yrs.	85–89 Yrs.	90–94 Yrs.	95–99 Yrs.	100 Years and over.	Not stated.
78	Lead poisoning ..... M.	1															1											
	(b) Non-occupational ..... M.	1															1											
79	Chronic poisoning by other mineral and organic substances ..... M.	1																	1									
	(b) Non-occupational ..... M.	1																	1									
	Class VI. Diseases of the nervous system and sense organs ..... Total	888	8	7	4	1	1	6	3	2	2	5	3	5	7	26	36	63	105	123	135	149	109	60	27	1		
	Ditto ..... M.	454	2	4	1	1	1	4	1		2	1	3	2	3	10	19	32	60	63	75	73	57	29	11			
	,, ... F.	434	6	3	3			2	2	2		4		3	4	16	17	31	45	60	60	76	52	31	16	1		
80	Encephalitis (non-epidemic) ..... M.	5	1			1		1						1					1									
	,, ... F.	2							1					1														
	(a) Intracranial abscess ..... M.	2												1					1									
	(b) Others under this title ..... M.	3	1			1		1																				
	,, ... F.	2							1					1														
81	Meningitis (non-meningococcal) ..... M.	5						2									1		2									
	,, ... F.	6	3	2						1																		
	(a) Simple meningitis ..... M.	4						1									1		2									
	,, ... F.	6	3	2						1																		
	(b) Acute cerebrospinal meningitis ..... M.	1						1																				
82	Diseases of the medulla and spinal cord ..... M.	12		1											1			2	2	1	2	3						
	,, ... F.	7							1							1	1	1	1	1	1							
83	Intracranial lesions of vascular origin ..... M.	379		1								1	2		1	8	15	23	47	62	66	62	53	27	11			
	,, ... F.	379	1		1			1				1		1	4	15	15	27	39	54	57	72	45	31	15			
	(a) Cerebral hæmorrhage or effusion ..... M.	155		1											1	4	9	9	17	26	35	22	19	7	5			
	,, ... F.	171	1					1				1		1	4	12	8	8	22	21	23	33	15	18	3			
	(b) Cerebral embolism and thrombosis ..... M.	17														1	1	1	2	5	1	3	2	1				
	,, ... F.	10															2		1		3	3	1					
	(c) Cerebral softening ..... M.	2											1										1					
	(d) Hemiplegia and other paralysis of unspecified origin ..... M.	10										1	1					1	1	1	1	1	1	2				
	Ditto ..... F.	6			1												1		1		1	2						
	(e) With mention of arteriosclerosis ..... M.	195														3	5	12	27	30	29	36	30	17	6			
	,, ... F.	192														3	4	19	15	33	30	34	29	13	12			
84	Mental disorders and deficiency (general paralysis of the insane excepted) ..... M.	9					1									1		4	1		1			1				
	Ditto ..... F.	6			1			1		1		1		1					1									
	(a) Schizophrenia (dementia præcox) ..... M.	3														1		1			1							
	(b) Others under this title ..... M.	6					1											3	1					1				
	,, ... F.	6			1			1		1		1		1					1									
85	Epilepsy ..... M.	4		1				1			1		1															
	,, ... F.	4	1									1								1			1					
86	Convulsions (under 5 years of age) ..... M.	2		1	1																							
87	Other diseases of the nervous system ..... M.	29									1				1	1	3	3	6		5	5	4					
	,, ... F.	24	1									1						2	4	3	2	4	5		1	1		
	(c) Paralysis agitans ..... M.	8															1		3		2		2					
	,, ... F.	3																				2	1					

	(d) Disseminated sclerosis	M.	18												1	1	2	2	3		3	4	2						
		F.	18									1						2	3	2	2	2	4		1	1			
	(e) Others under this title	M.	3							1								1				1							
	"	F.	3	1															1	1									
88	Diseases of organs of vision	M.	4																		1	2		1					
	"	F.	1																				1						
89	Diseases of the ear and of the mastoid process	M.	5	1					1					1					1			1							
		F.	5		1	1											1	1		1									
	(a) Otitis and other diseases of the ear	M.	4	1					1					1					1										
		F.	4		1												1	1		1									
	(b) Diseases of the mastoid process	M.	1																			1							
	"	F.	1			1																							
	Class VII. Diseases of the circulatory system	Total	3190		1	1			2	4	5	5	10	16	29	36	70	163	252	390	479	528	532	367	224	56	18	1	1
	"	M.	2086			1			2	1	3	2	6	12	19	21	52	114	184	279	340	356	339	214	112	20	8		1
	"	F.	1104		1					3	2	3	4	4	10	15	18	49	68	111	139	172	193	153	112	36	10	1	
90–95	Diseases of the heart	M.	1983			1			2	1	3	2	6	12	15	20	50	113	176	265	327	345	319	201	100	18	6		1
	"	F.	1036							3	2	3	4	2	8	15	17	48	64	107	134	167	182	143	98	29	9	1	
90	Pericarditis (acute rheumatic excluded)	M.	4							1								1	1		1								
	"	F.	1																	1									
	(b) Others under this title	M.	4							1								1	1		1								
	"	F.	1																	1									
91	Acute endocarditis (non-rheumatic)	M.	9								1			2	1		1	1	2	1									
	"	F.	8						2			1			2	2	1												
	(a) Bacterial endocarditis (acute, subacute, or unspecified)	M.	7											1	1		1	1	2	1									
	Ditto	F.	6						1			1			2	1	1												
	(b) Other acute or subacute endocarditis	M.	1											1															
	(c) Endocarditis (not specified under 45 years)	M.	1								1																		
	"	F.	2							1						1													
92	Chronic affections of the valves and endocardium	M.	164						1				2	1	6	4	4	5	14	17	15	26	29	26	10	2	2		
	"	F.	101								1	1	3	1	3	3	3	12	6	9	13	12	16	12	4	2			
	(a) Specified valvular diseases (rheumatic)	M.	59									2	1	5	3	4	3	5	5	3	12	8	7	1					
	"	F.	45									1	2	1	2	3	1	9	2	6	4	5	2	5	2				
	(b) Other specified valvular diseases (non-rheumatic)	M.	85						1					1	1		2	7	8	10	12	18	15	7	1	2			
	"	F.	53								1		1		1		2	3	4	3	9	6	13	7	1	2			
	(c) Unspecified valvular lesions and endocarditis	M.	20															2	4	2	2	3	4	2	1				
	"	F.	3																			1	1		1				
93	Diseases of the myocardium	M.	1188			1			1		1		3	3	7	11	24	49	89	134	183	210	218	160	75	15	4		
	"	F.	682								1		1		1	7	7	20	37	59	83	111	130	107	84	24	9	1	
	(a) Acute myocarditis	M.	10						1				1					1	1		1	4	1						
	"	F.	11																1	1	2	3	3	1					
	(b) Myocarditis (not specified under 45 years)	M.	4											1	1	2													
	"	F.	1													1													
	(c) Chronic myocarditis and myocardial degeneration (rheumatic)	M.	22								1				1		1	3	3	2	1	3	5	1	1				
	Ditto	F.	27														1	1	2	1	4	5	4	2	5	2			
	(d) Chronic myocarditis (non-rheumatic)	M.	999			1							2	2	5	9	20	34	69	116	148	180	190	142	64	13	4		
	"	F.	560								1		1		1	6	4	14	30	52	64	93	106	91	68	19	9	1	
	(e) Other myocarditis (not specified)	M.	153														3	11	16	16	33	23	22	17	10	2			
	"	F.	83														2	5	4	5	13	10	17	13	11	3			
94	Diseases of the coronary arteries and angina pectoris	M.	577										1		3	5	19	44	63	109	112	97	74	25	21	1	2		1
	"	F.	212												1	1	4	15	15	32	35	43	31	23	10	2			
	(a) Diseases of the coronary arteries	M.	561										1		3	5	18	44	60	106	110	92	72	25	21	1	2		1
	"	F.	203												1	1	4	14	15	28	34	43	28	23	10	2			
	(b) Angina pectoris	M.	16														1		3	3	2	5	2						
	"	F.	9															1		4	1		3						
95	Other diseases of the heart	M.	41							1		1	1				1	4	4	6	5	9	1	6	2				
	"	F.	32						1		1		1	1	2	2	1	6	6	3	1	5	1		1				

TABLE 24.—CAUSES OF DEATH BY SEX, AGE, AND RESIDENCE, BRITISH COLUMBIA, 1945—*Continued.*

Int. List No.	CAUSES OF DEATH.	TOTAL.	AGES. Under 1 Year.	1 Year.	2 Years.	3 Years.	4 Years.	5–9 Yrs.	10–14 Yrs.	15–19 Yrs.	20–24 Yrs.	25–29 Yrs.	30–34 Yrs.	35–39 Yrs.	40–44 Yrs.	45–49 Yrs.	50–54 Yrs.	55–59 Yrs.	60–64 Yrs.	65–69 Yrs.	70–74 Yrs.	75–79 Yrs.	80–84 Yrs.	85–89 Yrs.	90–94 Yrs	95–99 Yrs	100 Years and over.	Not stated.
	Diseases of the heart—*Continued.*																											
	Other diseases of the heart—*Continued.*																											
	(a) Functional diseases of the heart (no organic lesion)																											
	M.	2								1													1					
	Ditto F.	7																1	2	1	1	1	1					
	(b) Other diseases of the heart (rheumatic) M.	5										1	1				1			1				1				
	,, F.	13							1		1		1		2	2	1	1	2			2						
	(c) Other diseases of the heart (non-rheumatic) M.	34														1	3	4	6	4	9	1	5	1				
	,, F.	12												1				4	2	2		2			1			
96	Aneurism (heart and aorta excepted) M.	15												1				3	4		3	2	1	1				
	,, F.	7											2	1					1	2		1						
97	Arteriosclerosis (coronary or renal sclerosis or cerebral hæmorrhage excepted) M.	61													1			2	3	11	7	16	8	10	2	1		
	Ditto F.	47																2		2	5	10	7	13	7	1		
98	Gangrene M.	3																	1			1		1				
99	Other diseases of the arteries M.	7												1		1		1		1			3					
	,, F.	2																1					1					
100	Diseases of the veins M.	9												1		1	1	1	4		1							
	,, F.	7												1		1	1		2				1	1				
101	Diseases of the lymphatic system F.	1		1																								
102	High blood-pressure (idiopathic) M.	7												1				1	1	1		1	1		1			
	,, F.	3																1		1			1					
103	Other diseases of the circulatory system M.	1																	1									
	,, F.	1																	1									
	Class VIII. Diseases of the respiratory system Total	473	104	16	4	1	4	9	3	1	2	9	6	6	6	7	20	21	33	31	46	60	51	22	9	1	1	
	,, M.	299	55	12	2	1	4	4	1		2	3	2	4	5	4	15	14	29	24	35	39	31	7	4	1	1	
	,, F.	174	49	4	2			5	2	1		6	4	2	1	3	5	7	4	7	11	21	20	15	5			
104	Diseases of the nasal fossæ and accessory sinuses F.	1						1																				
105	Diseases of the larynx M.	1						1																				
	,, F.	1	1																									
106	Bronchitis M.	21	5	1			1							1				1	3		3	5	1					
	,, F.	9			1			1												1		1	1	1	3			
	(a) Acute M.	8	4	1										1							1	1						
	,, F.	1																							1			
	(b) Chronic M.	12					1											1	3		2	4	1					
	,, F.	8			1			1												1		1	1	2				
	(c) Unspecified M.	1	1																									
107	Bronchopneumonia M.	114	29	3	1	1			1		1	2	1		1	3	2	3	7	8	9	17	19	3	2	1		
	,, F.	66	22	3	1			2		1		1	2		1		2		2	1	6	9	6	7				
108	Lobar pneumonia M.	78	8	3								1		2	1		8	5	8	7	18	8	5	2	2			
	,, F.	42	9									2	1	1		3	2	4		3	3	6	5	3				
109	Pneumonia (unspecified) M.	53	12	5	1		3	2			1			1		1		2	6	4	3	6	5				1	
	,, F.	35	14	1				1	1								1	2	1	1	1	4	5	2	1			
110	Pleurisy M.	10	1														2	1	1	2	1	1		1				
	,, F.	4	1									1		1				1										
	(a) Empyema M.	5	1														1	1	1			1						
	,, F.	2										1		1														

	(b) Others under this title ..... M.	5														1			2	1			1					
	" ..... F.	2	1														1											
111	Hæmorrhagic infarction, congestion, œdema, and thrombosis of the lungs ..... M.	6												1		1		1	1	1	1							
	Ditto ..... F.	7																		1		3	2	1				
	(a) Hæmorrhagic infarction and thrombosis of the lungs ..... M.	5												1		1		1		1	1							
	(b) Others under this title ..... M.	1																	1									
	" ..... F.	7																		1		3	2	1				
112	Asthma ..... M.	6										1				1	1	2				1						
	" ..... F.	4								2								1	1									
113	Pulmonary emphysema ..... F.	1																			1							
114	Other diseases of the respiratory system (tuberculosis excepted) ..... M.	10					1							2		1	1	1	2		1		1					
	Ditto ..... F.	4	2					1				1																
	(a) Silicosis ..... M.	5												1		1	1		2									
	(d) Others under this title ..... M.	5					1							1				1			1		1					
	" ..... F.	4	2					1				1																
	C'ass IX. Diseases of the digestive system ..... Total	465	63	9	3	1	6	7	3	8	3	13	9	13	13	25	30	36	45	55	38	39	28	10	6	2		
	" ..... M.	279	33	4	2	1	4	7	1	5		5	5	9	8	17	18	25	33	36	19	24	14	6	2	1		
	" ..... F.	186	30	5	1		2		2	3	3	8	4	4	5	8	12	11	12	19	19	15	14	4	4	1		
115	Diseases of the buccal cavity and annexa, and of the pharynx and tonsils ..... M.	17	1		1		2	2								1		4		3		2	1					
	Ditto ..... F.	8					1		1		1		1	1							1	1	1					
	(a) Diseases of the teeth and gums ..... M.	4																2		1			1					
	" ..... F.	2									1		1															
	(b) Septic sore throat ..... M.	4																1		2		1						
	" ..... F.	4					1							1							1	1						
	(c) Diseases of the pharynx and tonsils ..... M.	9	1		1		2	2								1		1				1						
	" ..... F.	1							1																			
	(d) Others under this title ..... F.	1																				1						
116	Diseases of the œsophagus ..... M.	1																		1								
	" ..... F.	1																			1							
117	Ulcer of the stomach or duodenum ..... M.	71	1									2		1	3	6	7	9	9	16	5	6	5	1				
	" ..... F.	19										1		1	1	1	2	1	2	2	3	3	2					
	(a) Stomach ..... M.	42	1									1		1	2	4	3	5	3	9	4	4	4	1				
	" ..... F.	9															2		1	1	1	2	2					
	(b) Duodenum ..... M.	29										1			1	2	4	4	6	7	1	2	1					
	" ..... F.	10										1		1	1	1		1	1	1	2	1						
118	Other diseases of the stomach ..... M.	2															1				1							
	" ..... F.	5																1	1		1	1	1					
119	Diarrhœa and enteritis (under 2 years of age) ..... M.	34	31	3																								
	" ..... F.	33	29	4																								
	(a) Diarrhœa and enteritis ..... M.	34	31	3																								
	" ..... F.	33	29	4																								
120	Diarrhœa and enteritis (2 years of age and over) ..... M.	14							2			1	1			1		3			2	2	2					
	" ..... F.	12					1				1		2		1			1	2	3	1							
	(a) Diarrhœa and enteritis ..... M.	5							1				1			1						2						
	" ..... F.	6					1				1		1					1	1	1								
	(b) Ulceration of the intestines ..... M.	9							1				1					3			2		2					
	" ..... F.	6											1		1				1	2	1							
121	Appendicitis ..... M.	31			1	1	1	3	1	2		2	2	3	1	2	3	5	2	2								
	" ..... F.	9			1					2		3								1	1			1				
122	Hernia, intestinal obstruction ..... M.	44						2		1		1		1	1	2	3	2	7	8	4	5	3	2	1	1		
	" ..... F.	34		1					1	1		2			2	4	4	2	1	5	4	2	3		1	1		
	(a) Hernia ..... M.	29						1				1				1	1	2	5	7	3	3	3	1	1			
	" ..... F.	15		1								1			1	1	1	1		1	3	1	2		1	1		

TABLE 24.—CAUSES OF DEATH BY SEX, AGE, AND RESIDENCE, BRITISH COLUMBIA, 1945—*Continued.*

Int. List No.	CAUSES OF DEATH.	TOTAL.	AGES.																								
			Under 1 Year.	1 Year.	2 Years.	3 Years.	4 Years.	5–9 Yrs.	10–14 Yrs.	15–19 Yrs.	20–24 Yrs.	25–29 Yrs.	30–34 Yrs.	35–39 Yrs.	40–44 Yrs.	45–49 Yrs.	50–54 Yrs.	55–59 Yrs.	60–64 Yrs.	65–69 Yrs.	70–74 Yrs.	75–79 Yrs.	80–84 Yrs.	85–89 Yrs.	90–94 Yrs.	95–99 Yrs.	100 Years and over.	Not stated.
	Hernia, intestinal obstruction—*Continued.*																										
	(b) Intestinal obstruction ..... M.	15						1		1				1	1	1	2		2	1	1	2		1		1		
	,, ... F.	19							1	1		1			1	3	3	1	1	4	1	1	1					
123	Other diseases of the intestines ..... M.	6															1	2	1			2						
	,, ... F.	8	1												2			1		2			1		1			
124	Cirrhosis of the liver ..... M.	27											1	2	1	4	2	2	4	2	7	1	1					
	,, ... F.	18														1	2	3	2	3		4	2	1				
	(a) With mention of alcoholism ..... M.	1															1											
	(b) Without mention of alcoholism ..... M.	26											1	2	1	4	1	2	4	2	7	1	1					
	,, ... F.	18														1	2	3	2	3		4	2	1				
125	Other diseases of the liver ..... M.	8		1			1						1					1	1	1		1	1					
	,, ... F.	7										1	3			1	1							1				
	(a) Acute yellow atrophy ..... M.	3																1	1			1						
	,, ... F.	3											2			1												
	(b) Others under this title ..... M.	5		1			1						1							1			1					
	,, ... F.	4										1	1				1							1				
126	Biliary calculi ..... M.	9														2			2		2	2			1			
	,, ... F.	11															1	1		4	3	1			1			
127	Other diseases of the gall-bladder and bile-ducts ..... M.	9													2				2	1	2	1	1					
	,, ... F.	12															1	1	2	2	1		3	2				
128	Diseases of the pancreas ..... M.	5												1					1	2		1						
	,, ... F.	4									1							1	2									
129	Peritonitis without stated cause ..... M.	1																	1									
	,, ... F.	5										1					1		1	2								
	Class X. Diseases of the urinary and genital systems ..Total	520	1	2			1	2	2		4	7	2	7	10	22	29	45	60	71	83	83	50	28	9	2		
	,, ... M.	370		2			1	1	1		2	4	2	4	4	14	16	36	42	53	52	67	43	19	6	1		
	,, ... F.	150	1					1	1		2	3		3	6	8	13	9	18	18	31	16	7	9	3	1		
130	Acute nephritis ..... M.	4						1									1	1	1									
	,, ... F.	5	1						1			1						1		1									
131	Chronic nephritis ..... M.	243		1							2	4	2	2	3	13	11	29	27	37	34	36	29	9	3	1		
	,, ... F.	120						1			1	1		3	5	5	10	6	14	13	26	16	6	9	3	1		
132	Nephritis unspecified (over 10 years of age) ..... M.	14															1		4	3	1	3	2					
	,, ... F.	4										1			1	1					1							
133	Other diseases of the kidneys and ureters ..... M.	18		1			1		1						1		2	2	4	1		3		1	1			
	,, ... F.	5																1	2	1			1					
134	Calculi of the urinary passages ..... M.	13													2		1	1	1	2		4	1	1				
	,, ... F.	7																	2	2	3							
135	Diseases of the urinary bladder ..... M.	4																					3	1				
	,, ... F.	1																			1							
136	Diseases of the urethra, urinary abscess, etc. ..... M.	5																	1			2	2					
	(a) Stricture of the urethra ..... M.	2																	1			1						
	(b) Others under this title ..... M.	3																				1	2					
137	Diseases of the prostate ..... M.	69															1	3	4	10	17	19	6	7	2			
139	Diseases of the female genital organs (non-venereal) ..... F.	8									1					2	3	1		1								
	(a) Ovaries, Fallopian tubes, and parametria ..... F.	4									1					2	1											
	(b) Uterus ..... F.	2															1	1										
	(c) Others under this title ..... F.	2															1			1								

	Class XI. Diseases of pregnancy, childbirth, and the puerperal state	Total	50							3	9	12	9	12	4	1															
140	Abortion with mention of infection	F.	7								1	2	3		1																
	(a) Spontaneous, therapeutic, or unspecified	F.	3								1	1	1																		
	(b) Self-induced	F.	1										1																		
	(c) Non-therapeutic	F.	3									1	1		1																
141	Abortion without mention of infection	F.	3							2		1																			
	(a) Spontaneous, therapeutic, or unspecified	F.	3							2		1																			
142	Ectopic gestation	F.	5								3			2																	
	(a) With mention of infection	F.	1								1																				
	(b) Without mention of infection	F.	4								2			2																	
144	Toxæmias of pregnancy—death prior to delivery	F.	1										1																		
146	Hæmorrhage of childbirth and the puerperium	F.	7									1	1	3	1	1															
	(a) Placenta prævia	F.	2											2																	
	(c) Others under this title	F.	5									1	1	1	1	1															
147	Infection during childbirth and the puerperium	F.	14								4	3	2	4	1																
148	Puerperal toxæmias—following delivery	F.	6									3	1	2																	
	(a) Puerperal eclampsia	F.	3									2		1																	
	(b) Puerperal albuminuria and nephritis	F.	1											1																	
	(d) Others under this title	F.	2									1	1																		
149	Other accidents of childbirth	F.	5								1	1	1	1	1																
	(b) Other conditions of childbirth	F.	5								1	1	1	1	1																
150	Other and unspecified conditions of childbirth and the puerperal state	F.	2							1		1																			
	(c) Others under this title	F.	2							1		1																			
	Class XII. Diseases of the skin and cellular tissue	Total	9	4								1							2			1	1								
	,,	M.	5	2															2			1									
	,,	F.	4	2								1											1								
152	Phlegmon and acute abscesses	M.	2																2												
	,,	F.	1																				1								
153	Other diseases of the skin and cellular tissue	M.	3	2																		1									
	,,	F.	3	2								1																			
	Class XIII. Diseases of the bones and organs of movement	Total	4									1							1			1	1								
	Ditto	M.	4									1							1			1	1								
154	Osteomyelitis and periostitis	M.	3									1							1				1								
155	Other diseases of the bones (tuberculosis excepted)	M.	1																			1									
	Class XIV. Congenital malformations	Total	132	114	4	1			4	2	1	1	2	1				1		1											
	,,	M.	86	76	3	1			1				2	1				1		1											
	,,	F.	46	38	1				3	2	1	1																			
157	Congenital malformations	M.	86	76	3	1			1				2	1				1		1											
	,,	F.	46	38	1				3	2	1	1																			
	(a) Congenital hydrocephalus	M.	9	7	1	1																									
	,,	F.	7	5	1					1																					
	(b) Spina bifida and meningocele	M.	2	2																											
	,,	F.	7	7																											
	(c) Anencephalus	M.	5	5																											
	,,	F.	1	1																											
	(d) Congenital malformations of the heart	M.	36	32	1				1				1	1																	
	,,	F.	19	14					3	1		1																			
	(e) Others under this title	M.	34	30	1								1					1		1											
	,,	F.	12	11							1																				

TABLE 24.—CAUSES OF DEATH BY SEX, AGE, AND RESIDENCE, BRITISH COLUMBIA, 1945—*Continued.*

Int. List No.	CAUSES OF DEATH.	TOTAL.	AGES.																								
			Under 1 Year.	1 Year.	2 Years.	3 Years.	4 Years.	5–9 Yrs.	10–14 Yrs.	15–19 Yrs.	20–24 Yrs.	25–29 Yrs.	30–34 Yrs.	35–39 Yrs.	40–44 Yrs.	45–49 Yrs.	50–54 Yrs.	55–59 Yrs.	60–64 Yrs.	65–69 Yrs.	70–74 Yrs.	75–79 Yrs.	80–84 Yrs.	85–89 Yrs.	90–94 Yrs.	95–99 Yrs.	100 Years and over.	Not stated.
	Class XV. Diseases peculiar to the first year of life ....Total	379	379																								
	,, ...M.	223	223																								
	,, ...F.	156	156																								
158	Congenital debility .....M.	8	8																								
	,, ...F.	11	11																								
159	Premature birth .....M.	142	142																								
	,, ...F.	102	102																								
160	Injury at birth .....M.	38	38																								
	,, ...F.	23	23																								
	(a) Intracranial or spinal hæmorrhage .....M.	14	14																								
	,, ...F.	7	7																								
	(b) Other intracranial or spinal injuries .....M.	3	3																								
	,, ...F.	1	1																								
	(c) Others under this title .....M.	21	21																								
	,, ...F.	15	15																								
161	Other diseases peculiar to the first year of life .....M.	35	35																								
	,, ...F.	20	20																								
	(a) Asphyxia (unspecified), atelectasis .....M.	19	19																								
	,, ...F.	6	6																								
	(b) Infection of the umbilicus, pemphigus, and other infections .....M.	1	1																								
	Ditto .....F.	1	1																								
	(c) Other specified diseases peculiar to the first year of life .....M.	15	15																								
	Ditto .....F.	13	13																								
	Class XVI. Senility .....Total	186																1	7	22	38	44	49	16	7	2	
	,, ...M.	109																1	5	14	26	26	28	4	4	1	
	,, ...F.	77																	2	8	12	18	21	12	3	1	
162	Senility .....M.	109																1	5	14	26	26	28	4	4	1	
	,, ...F.	77																	2	8	12	18	21	12	3	1	
	(a) With dementia .....M.	57																1	5	9	14	14	11	2	1		
	,, ...F.	21																	1	6	2	6	3	3			
	(b) Without dementia .....M.	52																		5	12	12	17	2	3	1	
	,, ...F.	56																	1	2	10	12	18	9	3	1	
	Class XVII. Violent or accidental deaths .....Total	883	22	10	15	5	8	18	25	57	51	40	51	52	63	46	49	70	54	63	47	50	38	27	10	4	1	7
	,, ...M.	670	12	3	12	4	5	10	19	49	47	30	38	44	55	43	41	60	46	47	34	29	23	8	3		1	7
	,, ...F.	213	10	7	3	1	3	8	6	8	4	10	13	8	8	3	8	10	8	16	13	21	15	19	7	4		
163.	Suicides .....M.	94							2	2	3	1	7	9	9	13	9	11	8	8	9	3						
164	,, ...F.	21									1	5	5	2	1	1	2	1		2	1							
163	Suicide by poisoning .....M.	19											3	4	1	3		4	3	1								
	,, ...F.	11									1	3	3			1	1			1	1							
	(a) By corrosive substances, solid and liquid poisonings .....M.	3											1					1		1								
	Ditto .....F.	6									1	2	1			1	1											

	(b) By poisonous gas	M.	16										2	4	1	3		3	3											
	,,	F.	5									1	2							1	1									
164	Suicide by other means	M.	75						2	2	3	1	4	5	8	10	9	7	5	7	9	3								
	,,	F.	10									2	2	2	1		1	1		1										
	(a) By hanging or strangulation	M.	25						1		1		2		1	5	3	2	2	1	6	1								
	,,	F.	4										1	1	1					1										
	(b) By drowning	M.	4											1	1	1		1												
	,,	F.	3										1				1	1												
	(c) By firearms or explosives	M.	28						1	2	1	1	2		3	1	5	4	3	2	1	2								
	,,	F.	2									2																		
	(d) By cutting or piercing instruments	M.	14								1			3	2	2	1			4	1									
	,,	F.	1											1																
	(e) By jumping from high places	M.	4											1	1	1					1									
166–168	Homicides	M.	9	1							1		1	2						3			1							
	,,	F.	9				1	1		1	1		1	1			1		1	1										
166	Homicide by firearms	M.	3											1						2										
	,,	F.	3					1					1						1											
167	Homicide by cutting or piercing instruments	M.	1																				1							
	,,	F.	3				1							1			1													
168	Homicide by other or unspecified means	M.	5	1							1		1	1						1										
	,,	F.	3						1	1										1										
169–195	Accidental deaths	M.	555	11	3	12	4	5	10	17	46	39	26	27	32	46	30	32	49	38	36	25	26	22	8	3		1	7	
	,,	F.	183	10	7	3	1	2	7	6	7	2	5	7	5	7	2	5	9	7	13	12	21	15	19	7	4			
169	Railway accidents (excluding motor-vehicles)	M.	28						1		3	2	1		1	5	1	1	3	2	3	2	1	1					1	
170	Motor-vehicle accidents	M.	98			1	2	1	2	4	8	11	5	2	3	5	6	5	12	9	8	6	4	3	1					
	,,	F.	28		1			1		1	5	2	1	2	2	3	1		2	1	3	2		1						
	(a) Collisions with trains	M.	1										1																	
	,,	F.	1								1																			
	(b) Collisions with street-cars	M.	1															1												
	,,	F.	2												1						1									
	(c) Automobile accidents (excluding trains or street-cars)	M.	92			1	2	1	2	4	7	11	3	2	3	5	5	5	11	9	8	5	4	3	1					
	Ditto	F.	24		1			1		1	5	1	1	2	1	2	1		2	1	3	1		1						
	(d) Motorcycle accidents (excluding automobiles)	M.	4								1		1				1					1								
	,,	F.	1											1																
171	Street-car and other road transport accidents	M.	11								1			1		1	1		3		1	1	1							
	,,	F.	4												1	1		1						1						
	(a) Street-car accidents (excluding trains and motor-vehicles)	M.	8										1			1	1		3			1	1							
	Ditto	F.	3												1			1						1						
	(b) Others under this title	M.	3							1					1						1									
	,,	F.	1													1														
172	Water transport accidents	M.	30						1	1	8	1	2	2	2	3		1	3		1	1	1	2					1	
	,,	F.	3									1				1				1										
173	Air transport accidents	M.	22							2	13	3	4																	
174	Accidents in mines and quarries	M.	12							1			2	2	2	3	1		1											
175	Agricultural and forestry accidents	M.	62							6	2	4	3	10	8	8	3	9	3	5	1									
	(a) Accidents involving agricultural machinery and vehicles	M.	1											1																
	(b) Injury by animals, in agriculture	M.	4													1	1		1	1										
	(c) Other agricultural accidents	M.	1															1												
	(d) Accidents involving forestry machinery and vehicles	M.	9							2		1	2			3		1												
	(e) Other forestry accidents	M.	47							4	2	3	1	9	8	4	2	7	2	4	1									
176	Other accidents involving machinery	M.	11			1				1	1	1		1	2	1	1		1		1									
177	Food poisoning	M.	1																			1								
	,,	F.	2							1										1										
178	Accidental absorption of poisonous gas	M.	14											1	1		1	1	2	2	2	1	3							
	,,	F.	1																		1									

TABLE 24.—CAUSES OF DEATH BY SEX, AGE, AND RESIDENCE, BRITISH COLUMBIA, 1945—*Continued.*

Int. List No.	CAUSES OF DEATH.		TOTAL.	AGES. Under 1 Year.	1 Year.	2 Years.	3 Years.	4 Years.	5–9 Yrs.	10–14 Yrs.	15–19 Yrs.	20–24 Yrs.	25–29 Yrs.	30–34 Yrs.	35–39 Yrs.	40–44 Yrs.	45–49 Yrs.	50–54 Yrs.	55–59 Yrs.	60–64 Yrs.	65–69 Yrs.	70–74 Yrs.	75–79 Yrs.	80–84 Yrs.	85–89 Yrs.	90–94 Yrs.	95–99 Yrs.	100 Years and over.	Not stated.
	Accidental deaths—*Continued.*																											
	Accidental absorption of poisonous gas—*Continued.*																											
	(a) Coal- and illuminating-gas	M.	12												1	1		1	1	2	1	2		3					
	,,	F.	1																			1							
	(c) Other carbon-monoxide gas	M.	2																		1		1						
179	Acute accidental poisoning by solids or liquids	M.	11		1									1	1	1		2	4	1									
	,,	F.	7										1	2	1	1		1				1							
180	Conflagration	M.	18			2	2		2	2		1				1		2		1	1		2		1	1			
	,,	F.	15	1	3		1		2	1			1			1		2	1	1		1							
181	Accidental burns (conflagration excepted)	M.	23	1		1					2	1		2	1	3	3	3	3			1	1	1					
	,,	F.	10	1		1			1									1			2		1	1			2		
182	Accidental mechanical suffocation	M.	9	4		1				1						2				1									
	,,	F.	2	1							1																		
183	Accidental drowning	M.	63		2	4		3	4	6	4	4	4	4		4	3	4	1	4	3	2	1			1			5
	,,	F.	8		1	2		1	2		1		1																
184	Accidental injury by firearms	M.	15							1	3	2	3	2	1			1		1	1								
	,,	F.	1						1																				
185	Accidental injury by cutting or piercing instruments	M.	1								1																		
	,,	F.	1																1										
186	Accidental injury by fall or crushing	M.	78					1			5			1	3	5	3	4	6	8	7	7	11	10	5	1		1	
	,,	F.	85		1					2				2	2			1	4	2	8	6	20	12	17	6	2		
	(a) Accidental injury by fall	M.	71					1			4				3	4	2	3	6	8	6	6	11	10	5	1		1	
	,,	F.	84		1					1				2	2			1	4	2	8	6	20	12	17	6	2		
	(b) Accidental injury by crushing	M.	7								1			1		1	1	1			1	1							
	,,	F.	1							1																			
188	Injury by animals	M.	2												1							1							
189	Hunger or thirst	M.	1																1										
190	Excessive cold	M.	2											1						1									
	,,	F.	3	1						1													1						
191	Excessive heat	M.	1										1																
193	Accidents due to electric currents	M.	5									1	2			1	1												
194	Attack by venomous animals (non-occupational)	F.	1												1														
195	Other accidents	M.	37	6		2				1	1		1	1	4	3		3	5	1	4		3	1	1				
	,,	F.	12	6	1				1											1		1			1	1			
	(c) Lack of care of the new-born	M.	2	2																									
	(d) Obstruction, suffocation, or puncture by ingested objects	F.	8	4		1									1				1				1						
	Ditto	F.	6	5	1																								
	(e) Other and unspecified objects	M.	27			1				1	1		1	1	3	3		3	4	1	4		2	1	1				
	,,	F.	6	1					1											1		1			1	1			
196–198	Operation of war and legal executions	M.	12								1	4	3	3	1														
196	Deaths of persons in military service during operations of war	M.	10								1	3	2	3	1														
198	Legal executions	M.	2									1	1																
	Class XVIII. Ill-defined and unknown causes of death..Total		56	15	4	1	1	1	2	1			2	3	1		1	1	5	6	4	4		3	1				
	,,	M.	31	7	2				1	1			1	3	1		1		3	5	1	3		2					
	,,	F.	25	8	2	1	1	1	1				1					1	2	1	3	1		1	1				

199	Sudden death	M.	1																		1								
200	Ill-defined and unknown causes	M.	30	7	2				1	1			1	3	1		1		3	5	1	2		2						
	"	F.	25	8	2	1	1	1	1				1					1	2	1	3	1		1	1					
	(a) Ill-defined	M.	13	2										2	1		1		3	2		1		1					
	"	F.	9	1	1								1					1	1		3			1						
	(b) Found dead	M.	1																	1									
	(c) Unknown or unspecified cause	M.	16	5	2				1	1			1	1						2	1	1		1						
	"	F.	16	7	1	1	1	1	1										1	1		1			1					

CLASSIFICATION OF ACCIDENTAL DEATHS ACCORDING TO THE NATURE OF INJURY.

(These accidental deaths are classified above according to circumstances involving the accident, under rubrics 169 to 176, 178, 180, 181, 182, 183, 185, 186, 187, and 193.)

.....	Accidental absorption of poisonous gas	M.	18				1								1	2		3	1	2	2	2	1	3					
	"	F.	4		2															1		1							
.....	Accidental burns	M.	47	1		3	1		2	2	2	8	3	4	1	3	3	3	3		1	1	3	1	1	1				
	"	F.	23	2	1	1	1		3	1			1	1		1		3	1		2	1	1	1			2			
.....	Accidental mechanical suffocation	M.	12	4		1				1		1				2	1		1	1									
	"	F.	2	1							1																		
.....	Accidental drowning	M.	99		2	4		3	5	7	12	8	8	6	2	7	3	6	4	4	4	4	3	2	2		1			6
	"	F.	13		1	2		1	2		2		2			1			1	1										
.....	Accidental injury by cutting or piercing instruments	M.	10							1	1			1	1	2			3		1								
	"	F.	1																1										
.....	Accidental injury by fall	M.	80					1	1		4	1			3	6	3	3	7	9	6	6	13	10	5	1		1		
	"	F.	85		1					1	1			2	2			1	4	2	8	6	20	12	17	6	2			
.....	Accidental injury by crushing	M.	214			2	2	1	2	4	23	18	8	11	17	19	19	11	20	18	17	11	4	5	1					1
	"	F.	28		1					2	3	2	1	1	2	4	2		2	1	3	2		1	1					
.....	Accidents due to electric currents	M.	5									1	2			1	1												

TABLE 25.—CAUSES OF DEATH FOR EACH SEX BY MARITAL STATUS, NATIVITY, AND MONTH OF DEATH, BRITISH COLUMBIA, BY PLACE OF RESIDENCE, 1945.

Int. List No.	CAUSES OF DEATH.	TOTAL.	MARITAL STATUS.												NATIVITY.					MONTHS.											
			Single.						Married.					Widowed.	Not stated.			Foreign.			January.	February.	March.	April.	May.	June.	July.	August.	September.	October.	November.	December.
			Under 15 Yrs.	15–24 Yrs.	25–44 Yrs.	45–64 Yrs.	65 Yrs. and over.	Age not stated.	15–24 Yrs.	25–44 Yrs.	45–64 Yrs.	65 Yrs. and over.	Age not stated.			Canada.	British.	United States.	Other.	Not stated.												
	Deaths, all causes ..... Total	9756	1130	220	207	446	735	1	33	525	1820	2276	1	2287	75	4259	3400	574	1448	75	870	773	861	821	820	760	791	747	736	840	844	893
	,, ... M.	6057	646	145	158	381	584	1	12	266	1185	1637	1	968	73	2486	2030	334	1136	71	539	482	533	514	513	469	481	474	458	536	504	554
	,, ... F.	3699	484	75	49	65	151	.....	21	259	635	639	.....	1319	2	1773	1370	240	312	4	331	291	328	307	307	291	310	273	278	304	340	339
	Class I. Infections and parasitic diseases ..... Total	727	146	70	56	45	32	.....	10	107	127	57	.....	71	6	448	119	21	134	5	66	51	62	67	55	64	61	65	59	57	60	60
	Ditto ..... M.	447	74	29	40	40	28	.....	2	47	95	49	.....	37	6	238	80	13	111	5	42	34	36	42	38	40	36	38	32	27	43	39
	,, ... F.	280	72	41	16	5	4	.....	8	60	32	8	.....	34	.....	210	39	8	23	.....	24	17	26	25	17	24	25	27	27	30	17	21
2	Paratyphoid fever ..... M.	3	1	.....	.....	.....	.....	.....	.....	.....	1	1	.....	.....	.....	2	1	.....	.....	.....	.....	.....	.....	.....	.....	.....	2	.....	1	.....	.....	.....
5	Undulant fever ..... M.	1	.....	.....	.....	.....	.....	.....	.....	.....	1	.....	.....	.....	.....	.....	.....	.....	1	.....	.....	.....	.....	.....	.....	.....	1	.....	.....	.....	.....	.....
6	Cerebrospinal meningitis ..... M.	1	.....	.....	.....	.....	1	.....	.....	.....	.....	.....	.....	.....	.....	.....	.....	1	.....	.....	.....	.....	.....	.....	.....	.....	.....	.....	1	.....	.....	.....
	,, ... F.	1	.....	.....	.....	.....	.....	.....	.....	1	.....	.....	.....	.....	.....	1	.....	.....	.....	.....	.....	.....	.....	.....	.....	.....	1	.....	.....	.....	.....	.....
8	Scarlet fever ..... M.	1	1	.....	.....	.....	.....	.....	.....	.....	.....	.....	.....	.....	.....	1	.....	.....	.....	.....	1	.....	.....	.....	.....	.....	.....	.....	.....	.....	.....	.....
	,, ... F.	1	1	.....	.....	.....	.....	.....	.....	.....	.....	.....	.....	.....	.....	1	.....	.....	.....	.....	1	.....	.....	.....	.....	.....	.....	.....	.....	.....	.....	.....
9	Whooping-cough ..... M.	4	4	.....	.....	.....	.....	.....	.....	.....	.....	.....	.....	.....	.....	4	.....	.....	.....	.....	.....	2	1	.....	.....	.....	.....	.....	1	.....	.....	.....
	,, ... F.	4	4	.....	.....	.....	.....	.....	.....	.....	.....	.....	.....	.....	.....	4	.....	.....	.....	.....	.....	.....	2	.....	.....	.....	1	1	.....	.....	.....	.....
10	Diphtheria ..... M.	2	1	.....	.....	.....	.....	.....	.....	.....	1	.....	.....	.....	.....	2	.....	.....	.....	.....	.....	.....	.....	.....	1	.....	.....	.....	.....	.....	.....	1
11	Erysipelas ..... F.	2	.....	.....	.....	.....	.....	.....	.....	.....	.....	.....	.....	2	.....	.....	2	.....	.....	.....	.....	.....	.....	.....	1	.....	.....	.....	.....	1	.....	.....
12	Tetanus ..... F.	1	.....	.....	.....	.....	.....	.....	.....	.....	.....	.....	.....	1	.....	.....	.....	.....	1	.....	.....	.....	.....	.....	.....	.....	.....	1	.....	.....	.....	.....
13–	Tuberculosis ..... M.	311	44	29	38	28	15	.....	2	42	65	22	.....	21	5	176	45	7	79	4	27	18	27	26	29	30	21	32	26	14	34	27
22	,, ... F.	214	44	40	15	4	.....	.....	7	57	22	7	.....	18	.....	169	23	6	16	.....	17	12	19	19	11	18	21	23	23	22	11	18
13	Tuberculosis of the respiratory system ..... M.	264	22	25	34	28	13	.....	2	40	55	20	.....	20	5	139	41	7	73	4	22	13	20	22	26	28	16	28	20	13	31	25
	Ditto ..... F.	173	20	36	15	3	.....	.....	6	54	19	5	.....	15	.....	137	16	5	15	.....	16	9	13	15	8	17	14	19	22	17	8	15
	(a) With mention of occupational diseases of lungs ..... M.	12	.....	.....	.....	5	2	.....	.....	.....	4	1	.....	.....	.....	2	3	.....	7	.....	2	.....	1	.....	2	1	.....	3	2	.....	.....	1
	(b) Without mention of occupational diseases of lungs ..... M.	228	18	18	29	21	9	.....	2	39	50	18	.....	19	5	117	35	7	65	4	16	11	18	18	23	26	14	22	16	12	29	23
	Ditto ..... F.	149	13	30	14	1	.....	.....	6	51	16	4	.....	14	.....	116	15	5	13	.....	10	8	11	15	4	15	14	17	20	14	6	15
	(c) Unspecified site ..... M.	15	4	7	1	.....	.....	.....	.....	1	.....	1	.....	1	.....	15	.....	.....	.....	.....	3	1	.....	2	1	1	1	3	2	1	.....	.....
	,, ... F.	19	7	6	.....	1	.....	.....	.....	2	1	1	.....	1	.....	19	.....	.....	.....	.....	5	1	2	.....	2	2	.....	1	1	3	2	.....
	(d) With mention of dementia præcox ..... M.	9	.....	.....	4	2	2	.....	.....	.....	1	.....	.....	.....	.....	5	3	.....	1	.....	1	1	1	2	.....	.....	1	.....	.....	.....	2	1
	Ditto ..... F.	5	.....	.....	1	1	.....	.....	.....	1	2	.....	.....	.....	.....	2	1	.....	2	.....	1	.....	.....	.....	2	.....	.....	1	1	.....	.....	.....
14	Tuberculosis of the meninges and central nervous system ..... M.	23	15	2	2	.....	.....	.....	.....	1	3	.....	.....	.....	.....	20	1	.....	2	.....	3	2	3	1	2	1	4	2	3	.....	1	1
	Ditto ..... F.	21	18	1	.....	.....	.....	.....	.....	2	.....	.....	.....	.....	.....	21	.....	.....	.....	.....	1	.....	5	2	1	1	2	2	.....	4	2	1
15	Tuberculosis of the intestines and peritoneum ..... M.	2	1	.....	.....	.....	1	.....	.....	.....	.....	.....	.....	.....	.....	1	1	.....	.....	.....	.....	.....	.....	.....	.....	.....	1	.....	.....	.....	1	.....
	Ditto ..... F.	4	.....	1	.....	.....	.....	.....	.....	.....	2	.....	.....	1	.....	.....	3	.....	1	.....	.....	.....	1	.....	.....	.....	1	1	.....	.....	.....	1
16	Tuberculosis of the vertebral column ..... M.	3	.....	1	1	.....	.....	.....	.....	.....	.....	1	.....	.....	.....	1	.....	.....	2	.....	.....	1	.....	2	.....	.....	.....	.....	.....	.....	.....	.....
	Ditto ..... F.	3	2	.....	.....	.....	.....	.....	.....	.....	.....	.....	.....	1	.....	2	1	.....	.....	.....	.....	1	.....	.....	.....	.....	1	1	.....	.....	.....	.....

17	Tuberculosis of other bones and joints ......M.	1		1												1						1										
	(a) Bones ......M.	1		1												1						1										
19	Tuberculosis of the lymphatic system (bronchial, mesenteric, mediastinal, and retroperitoneal glands excepted) ......M.	1									1								1									1				
	Ditto ......F.	2										1		1		1	1					1		1								
20	Tuberculosis of the genito-urinary system ......M.	7	1		1					1	4					5	2							1		1			3			
	Ditto ......F.	1									1							1													1	
21	Tuberculosis of other organs ......M.	2									1			1		2												1				1
22	Disseminated tuberculosis ......M.	8	5				1				1	1				7			1		2	1	2		1					1	1	
	" ......F.	10	4	2		1			1	1		1				8	2					1		1	2		3		1	1		1
	(a) Acute generalized miliary ......M.	8	5				1				1	1				7			1		2	1	2		1					1	1	
	" ......F.	7	1	2		1			1	1		1				5	2					1		1	2		2			1		
	(b) Other and unspecified generalized ......F.	3	3													3											1		1			1
24	Purulent infection and septicæmia M.	1												1				1														1
27	Dysentery ......M.	4	3									1				4					1		1	1			1					
	" ......F.	2	2													2							2									
30	Syphilis ......M.	71	1		1	12	9			4	20	11		12	1	20	23	3	24	1	9	9	2	6	4	6	8	5	4	8	5	5
	" ......F.	14	3			1					6			4		7	4	1	2		2	1		3	1	1	1	1		1	2	1
	(a) Locomotor ataxia (tabes dorsalis) ......M.	10					2			1	1	3		2	1	3	3		4			2	1	1					1	2	2	1
	Ditto ......F.	2									1			1			1	1			1							1				
	(b) General paralysis of the insane ......M.	17				5	2			1	5	1		3		5	4	2	6		3	3		1		2	2	1	2	1		2
	Ditto ......F.	6	1			1					1			3		4	2				1			2		1					1	1
	(c) Other syphilis of the central nervous system ......M.	4				1					3					1			3		1						1	1			1	
	(d) Others under this title ......M.	40	1		1	6	5			2	11	7		7		11	16	1	11	1	5	4	1	4	4	4	5	3	1	5	2	2
	" ......F.	6	2								4					3	1		2			1		1	1		1			1	1	
32	Other diseases due to spirochætes M.	1									1								1							1						
	" ......F.	1	1													1														1		
33	Influenza ......M.	30	9				3			1	4	11		2		15	9	1	5		3	4	3	5	3	2	2			2	2	4
	" ......F.	18	7				2				2	1		6		9	6		3		3	3	1	2	3	2		1			2	1
	(a) With respiratory complications ......M.	17	4				2			1	3	6		1		5	7	1	4		3	3	2	1	1					1	2	4
	Ditto ......F.	10	3				1				1			5		3	5		2		3	2		1	1	1					1	1
	(b) Without respiratory complications ......M.	13	5				1				1	5		1		10	2		1			1	1	4	2	2	2			1		
	Ditto ......F.	8	4				1				1	1		1		6	1		1			1	1	1	2	1		1			1	
35	Measles ......M.	10	10													10						1	2	3		1				2	1	
	" ......F.	11	10		1											10		1				1	1	1		2			1	5		
36	Acute poliomyelitis and polioencephalitis ......F.	1		1												1													1			
37	Acute infectious encephalitis ......M.	2			1							1				1	1				1						1					
44	Other infectious and parasitic diseases ......M.	5									2	2		1		3	1		1					1	1					1	1	1
	Ditto ......F.	10					2		1	2	2			3		5	4		1		1		1		1	1	1		2		2	1
	(b) Lymphogranulomatosis (Hodgkin's disease) ......M.	5									2	2		1		3	1		1					1	1					1	1	1
	Ditto ......F.	9					2		1	2	2			2		4	4		1		1		1			1	1		2		2	1
	(c) Mumps ......F.	1												1		1									1							

TABLE 25.—CAUSES OF DEATH FOR EACH SEX BY MARITAL STATUS, NATIVITY, AND MONTH OF DEATH, BRITISH COLUMBIA, BY PLACE OF RESIDENCE, 1945—*Continued.*

Int. List No.	CAUSES OF DEATH.	TOTAL.	MARITAL STATUS.												NATIVITY.					MONTHS.											
			Single.						Married.						Widowed.	Not stated.			Foreign.														
			Under 15 Yrs.	15–24 Yrs.	25–44 Yrs.	45–64 Yrs.	65 Yrs. and over.	Age not stated.	15–24 Yrs.	25–44 Yrs.	45–64 Yrs.	65 Yrs. and over.	Age not stated.				Canada.	British.	United States.	Other.	Not stated.	January.	February.	March.	April.	May.	June.	July.	August.	September.	October.	November.	December.
	Class II. Cancer and other tumours—Total	1,438	13	6	15	93	86		2	79	432	383		324	5	438	652	105	236	7	121	111	124	99	116	115	121	122	112	140	132	125
	Ditto—M.	816	6	4	9	68	62		1	28	241	272		120	5	233	366	41	169	7	64	60	72	60	64	70	71	71	71	73	78	62
	,, —F.	622	7	2	6	25	24		1	51	191	111		204		205	286	64	67		57	51	52	39	52	45	50	51	41	67	54	63
45–55	Cancer and other malignant tumours—M.	805	6	2	7	67	62		1	27	237	272		119	5	228	365	39	166	7	62	60	72	60	63	70	71	70	71	71	76	59
	Ditto—F.	602	6	2	6	25	24		1	44	187	110		197		196	278	64	64		57	49	51	39	49	45	50	48	41	63	52	58
45	Cancer of the buccal cavity and pharynx—M.	42				1	6				15	12		8		10	20	1	10	1	3	5	5	1	2	4	4	4	6	4	3	1
	Ditto—F.	8				1	1				2	1		3		4	3	1					1			1	2				3	1
46	Cancer of the digestive organs and peritoneum—M.	463	1	1	4	42	36			11	131	164		70	3	126	205	21	107	4	37	37	42	38	42	43	39	39	33	40	43	30
	Ditto—F.	241				9	12			6	65	67		82		66	125	22	28		22	23	20	9	24	18	16	26	19	25	18	21
	(a) Œsophagus—M.	28				2	2				11	6		7		7	13		8		2	4	2		2	2	3	3	2	1	3	4
	,, —F.	9				2					2			5		2	4	2	1			1		1	1	1		1	1	1		2
	(b) Stomach—M.	197			3	16	16			5	55	73		28	1	46	81	11	56	3	18	19	16	16	16	15	16	16	18	19	16	12
	,, —F.	79					5			3	23	16		32		22	45	3	9		8	10	5	6	8	9	4	13	2	5	2	7
	(c) Duodenum—M.	3									1	1		1		2	1								2			1				
	(d) Rectum and anus—M.	69				6	7			1	17	24		14		16	42	3	8		6	5	8	6	8	6	2	6	1	6	7	8
	,, —F.	24					1			1	3	9		10		8	12	3	1		5	3	1		2	1	3	2	4	2	1	
	(e) Intestines—M.	83	1			6	8			2	21	32		13		29	37	4	12	1	3	6	6	9	5	9	8	8	8	9	9	3
	,, —F.	81				6	4			1	25	24		21		22	41	9	9		5	6	10	1	8	5	6	6	8	12	7	7
	(f) Liver and biliary passages—M.	35			1	7	2				7	14		4		10	11	1	13		4		4	1	4	5	5	2	3	3	3	1
	,, —F.	31				1	2			1	9	10		8		7	17	2	5		2	3	3	1	2	2	2	2	2	4	4	4
	(g) Pancreas—M.	42		1		4	1			2	15	14		3	2	15	16	2	9		3	3	5	5	4	6	4	3	1	2	5	1
	,, —F.	15									3	8		4		5	6	2	2		2		1		3		1	1	2	1	3	1
	(h) Mesentery and peritoneum—M.	6				1				1	4					1	4		1		1		1	1	1		1					1
	,, —F.	2												2				1	1									1			1	
47	Cancer of the respiratory system—M.	85			2	10	6			3	40	17		7		15	46	3	21		7	3	11	8	5	8	8	8	5	8	5	9
	,, —F.	19	1							1	8	1		8		7	7	2	3		1	2	2	1	2		2	1	1	3	1	3
	(a) Larynx—M.	6					1				2	1		2		1	3		2				1		1	1		1	1	1		
	(b) Lung—M.	48				7	4			3	21	11		2		9	24	1	14		3	2	6	4	3	4	6	4	4	3	3	6
	,, —F.	8									4	1		3		3	3		2			2	1	1	1		1		1	1		
	(c) Mediastinum and other sites—M.	31			2	3	1				17	5		3		5	19	2	5		4	1	4	4	1	3	2	3		4	2	3
	,, —F.	11	1							1	4			5		4	4	2	1		1		1		2		2		1	2		3
48	Cancer of the uterus—F.	84				2	1			14	32	13		22		29	31	16	8		9	5	6	7	7	5	6	6	4	11	12	6
	(a) Cervix—F.	43				1				10	18	4		10		14	18	6	5		4	4	3	3	6		4	2	2	3	7	5
	(b) Other and unspecified sites—F.	41				1	1			4	14	9		12		15	13	10	3		5	1	3	4	1	5	2	4	2	8	5	1
49	Cancer of other female organs—F.	45				5	1		1	3	10	6		19		12	27	2	4		5	6	3	5	2	9	2	1		4	3	5
50	Cancer of the breast—M.	2					1					1				1		1				1										1
	,, —F.	123			4	7	5			12	39	14		42		38	61	11	13		17	7	8	10	10	7	13	7	8	16	9	11
51	Cancer of the male genital organs—M.	73			1	5	7		1	1	6	34		16	2	27	33	5	6	2	4	4	6	3	2	5	6	9	10	5	10	9
52	Cancer of the urinary organs—M.	53	1			5	4			2	12	22		7		16	22	4	11		3	6	4	5	4	2	5	5	6	5	4	4
	,, —F.	20					2			1	9	3		5		8	7	2	3			2	3	3	1		3	4			1	3

	(a) Kidney ... M.	25	1			3	2			2	7	9		1		7	10	2	6		1	2	1	2	2	1	3	4	3	4		2
	,, ... F.	6					1				4	1				2	2	1	1					3			1	1			1	
	(b) Bladder ... M.	28				2	2				5	13		6		9	12	2	5		2	4	3	3	2	1	2	1	3	1	4	2
	,, ... F.	13					1				5	2		5		5	5	1	2			2	3		1		2	3				2
	(c) Other and unspecified sites ... F.	1								1						1																1
53	Cancer of the skin ... M.	13				1					4	7		1		5	7		1		1		1	1	1	2	2		1	1	2	1
	,, ... F.	7					1				2	2		2		5	1	1			1	2				1			1			2
54	Cancer of the brain ... M.	27	2	1		1	1			5	13	2		2		13	11	2	1		3	1	2	3	2		4	1	5	3	2	1
	,, ... F.	14	2	1	1					2	4	1		3		6	5	1	2				4	3	2	1	1				3	
55	Cancer of other and unspecified organs ... M.	47	2			2	1			5	16	13		8		15	21	2	9		4	3	1	1	5	6	3	4	5	5	7	3
	Ditto ... F.	41	3	1	1	1	1			5	16	2		11		21	11	6	3		2	2	4	1	1	3	5	3	8	4	2	6
56	Non-malignant tumours ... M.	7		2	1	1				1	2					3	1	1	2		2							1			2	2
	,, ... F.	17								7	4	1		5		8	7		2			1	1		2			3		3	2	5
	(a) Ovary ... F.	7								1	3			3		3	3		1									2		1	1	3
	(b) Uterus ... F.	6								4	1			1		4	1		1			1	1		1			1		1	1	
	(d) Brain and other parts of the central nervous system ... M.	7		2	1	1				1	2					3	1	1	2		2							1			2	2
	Ditto ... F.	1								1						1														1		
	(e) Other and unspecified organs ... F.	3								1		1		1			3								1							2
57	Tumours of undetermined nature ... M.	4			1						2			1		2		1	1						1					2		1
	,, ... F.	3	1											2		1	1		1			1			1					1		
	(d) Brain and other parts of the central nervous system ... M.	4			1						2			1		2		1	1						1					2		1
	Ditto ... F.	2	1											1		1	1					1			1							
	(e) Other and unspecified organs ... F.	1												1					1											1		
	Class III. Rheumatism, diseases of nutrition and of the endocrine glands, other general and vitamin deficiency diseases ... Total	294	47	5	6	8	15			12	69	72		59	1	125	102	20	46	1	26	22	26	30	26	20	20	21	24	32	27	20
	Ditto ... M.	132	24	4	2	6	13			4	26	37		15	1	51	36	9	35	1	12	13	9	17	13	6	4	12	13	14	10	9
	,, ... F.	162	23	1	4	2	2			8	43	35		44		74	66	11	11		14	9	17	13	13	14	16	9	11	18	17	11
58	Acute rheumatic fever ... M.	6	1	2			1			2						3		1	2		1		1	2						1		1
	,, ... F.	4	2		1	1										3	1				1						1				1	1
	(a) Acute rheumatic heart conditions ... M.	5	1	1			1			2						2		1	2		1			2						1		1
	Ditto ... F.	2	1		1											2					1						1					
	(b) Others under this title ... M.	1		1												1							1									
	,, ... F.	2	1			1										1	1														1	1
59	Chronic rheumatism and other rheumatic diseases ... M.	11					2				2	4		3		2	6	1	2					4	2		1	3		1		
	Ditto ... F.	3									1	1		1		1	1	1					1							1	1	
61	Diabetes mellitus ... M.	80	3	1	1	6	6			2	19	29		12	1	22	26	7	24	1	8	6	7	6	8	4	3	4	9	10	10	5
	,, ... F.	99	2		3					4	26	28		36		36	45	8	10		9	7	6	9	7	11	12	7	7	10	10	4
62	Diseases of the pituitary gland ... M.	1			1											1										1						
63	Diseases of the thyroid and parathyroid glands ... M.	9	1				2				4	2				3	3		3			3	1	2	1			1	1			
	Ditto ... F.	31				1	1			2	16	6		5		12	17	1	1		3		6	4	3	2	3	1	2	2	4	1
	(a) Simple goitre ... F.	1												1			1							1								
	(b) Exophthalmic goitre ... M.	8					2				4	2				2	3		3			2	1	2	1			1	1			
	,, ... F.	26				1	1			2	13	5		4		10	14	1	1		3		5	3	3	2	3		2	1	3	1
	(c) Myxœdema and cretinism ... F.	2									2					1	1						1								1	
	(d) Others under this title ... M.	1	1													1						1										
	,, ... F.	2									1	1				1	1											1		1		
64	Diseases of the thymus gland ... M.	18	18													18					2	2		3	1	1		3	2	1		3
	,, ... F.	19	18	1												19					1	2	4		1			1	1	4	1	4

TABLE 25.—CAUSES OF DEATH FOR EACH SEX BY MARITAL STATUS, NATIVITY, AND MONTH OF DEATH, BRITISH COLUMBIA, BY PLACE OF RESIDENCE, 1945—*Continued.*

Int. List No.	CAUSES OF DEATH.	TOTAL.	MARITAL STATUS.												NATIVITY.					MONTHS.											
			Under 15 Yrs.	Single.					Married.					Widowed.	Not stated.	Canada.	British.	Foreign.		Not stated.	January.	February.	March.	April.	May.	June.	July.	August.	September.	October.	November.	December.
				15–24 Yrs.	25–44 Yrs.	45–64 Yrs.	65 Yrs. and over.	Age not stated.	15–24 Yrs.	25–44 Yrs.	45–64 Yrs.	65 Yrs. and over.	Age not stated.					United States.	Other.													
65	Diseases of the adrenal glands (Addison's disease)	M. 4		1			2				1					1			3			2			1		1			
	Ditto	F. 4								2				2		1	2	1							1	1			1		1
66	Other general diseases	F. 1	1													1									1						
	(b) Others under this title	F. 1	1													1									1						
67	Scurvy	M. 1	1													1												1			
68	Beriberi	M. 1										1							1										1		
	,,	F. 1					1									1															
69	Pellagra	M. 1										1					1				1										
	Class IV. Diseases of the blood and blood-forming organs	Total 55	9	3	2	2	2			3	18	11		5		32	12	4	7		4	3	8	5	5	7	2	6	2	5	4	4
	Ditto	M. 40	6	3	2	2	1			2	13	8		3		23	9	3	5		2	2	2	4	5	5	2	5	2	4	3	4
	,,	F. 15	3				1			1	5	3		2		9	3	1	2		2	1	6	1		2		1		1	1	
72	Hæmorrhagic conditions	M. 3	1									1		1		3										1		1			1
	(a) Primary purpura	M. 3	1									1		1		3										1		1			1
73	Anæmias	M. 9		1	1		1			1	1	4				4	4		1		2	1			1	2		1	1		1	
	,,	F. 6					1				1	3		1		2	2	1	1				3					1		1	1	
	(a) Pernicious anæmia	M. 5					1				1	3				1	3		1		1	1			1			1	1			
	,,	F. 4					1					3				1	2		1				3					1				
	(b) Others under this title	M. 4		1	1					1		1				3	1				1					2				1		
	,,	F. 2									1			1		1		1											1	1		
74	Leukæmias and aleukæmias	M. 27	5	2	1	2				1	11	3		2		15	5	3	4			1	2	4	4	2	2	4		4	1	3
	,,	F. 5	2								3					4			1		1		1	1		2					
	(a) Leukæmias	M. 27	5	2	1	2				1	11	3		2		15	5	3	4			1	2	4	4	2	2	4		4	1	3
	,,	F. 5	2								3					4			1		1		1	1		2					
75	Diseases of the spleen	M. 1									1					1														1	
	,,	F. 2	1								1					1	1					1	1								
76	Other diseases of the blood and blood-forming organs	F. 2								1				1		2					1		1								
	Class V. Chronic poisoning and intoxication	Total 7		2	1				1		2				1	4			3					1	1	1	2	1			1
	Ditto	M. 6		1	1				1		2				1	3			3					1	1	1	2				1
	,,	F. 1		1												1												1			
77	Alcoholism	M. 4		1	1				1		1					3			1						1		2				1
	,,	F. 1		1												1												1			
	(a) Acute alcoholism	M. 1			1														1								1				
	(b) Chronic alcoholism	M. 1							1							1															1
	(c) Others under this title	M. 2		1							1					2									1		1				
	,,	F. 1		1												1												1			
78	Lead poisoning	M. 1									1								1					1							
	(b) Non-occupational	M. 1									1								1					1							

79	Chronic poisoning by other mineral and organic substances	M.	1													1				1						1						
	(b) Non-occupational	M.	1													1				1						1						
	Class VI. Diseases of the nervous system and sense organs	Total	888	30	3	4	24	68		1	14	162	273		303	6	353	358	56	118	3	76	72	71	88	89	57	65	68	64	69	78	91
	Ditto	M.	454	14	1	2	21	47		1	6	81	167		108	6	168	180	25	78	3	36	38	36	42	47	29	32	35	32	40	37	50
	,,	F.	434	16	2	2	3	21			8	81	106		195		185	178	31	40		40	34	35	46	42	28	33	33	32	29	41	41
80	Encephalitis (non-epidemic)	M.	5	3							1				1		3		1	1		1		1	1			1	1				
	,,	F.	2	1							1						2							1									1
	(a) Intracranial abscess	M.	2								1				1				1	1					1				1				
	(b) Others under this title	M.	3	3													3					1		1				1					
	,,	F.	2	1						1							2							1									1
81	Meningitis (non-meningococcal)	M.	5	2								3					2	2		1			1		1		1		1				1
	,,	F.	6	5	1												6					1	1			1				1	1		1
	(a) Simple meningitis	M.	4	1								3					1	2		1			1			1		1					1
	,,	F.	6	5	1												6					1	1			1					1	1	1
	(b) Acute cerebrospinal meningitis	M.	1	1													1								1								
82	Diseases of the medulla and spinal cord	M.	12	1				1			1	3	4		2		4	5	2	1		2	2		2			3			2	1	
	Ditto	F.	7	1								4			2		2	3	1	1		1		1				2	1			1	1
83	Intracranial lesions of vascular origin	M.	379	1		1	15	42			2	64	152		96	6	129	158	21	68	3	27	31	30	31	40	25	25	32	29	34	31	44
	Ditto	F.	379	3			3	20			5	71	100		177		158	162	25	34		32	28	27	44	38	25	24	32	30	27	38	34
	(a) Cerebral hæmorrhage or effusion	M.	155	1			11	15			1	22	67		37	1	55	55	7	37	1	10	9	9	12	17	15	8	13	14	13	15	20
	Ditto	F.	171	2			3	7			5	35	41		78		74	74	13	10		10	14	11	22	20	10	12	14	17	12	16	13
	(b) Cerebral embolism and thrombosis	M.	17					2				5	9		1		6	8	1	2			1	2	1	3		1	2		4	2	1
	Ditto	F.	10					1				2	2		5		2	6		2				4	2	1			1	1		1	
	(c) Cerebral softening	M.	2					1								1				1	1				1								1
	(d) Hemiplegia and other paralysis of unspecified origin	M.	10			1		2			1	1	4		1		2	5	1	2		1	2	3		1		2	1				
	Ditto	F.	6	1								2	2		1		4	1	1			1	1	1		1					1		1
	(e) With mention of arteriosclerosis	M.	195				4	22				36	72		57	4	66	90	12	26	1	16	19	15	18	19	10	14	16	15	17	14	22
	Ditto	F.	192					12				32	55		93		78	81	11	22		21	13	11	20	16	15	12	17	12	14	21	20
84	Mental disorders and deficiency (general paralysis of the insane excepted)	M.	9	1			3	1				2			2		3	5		1		1		1		1	1		1			2	2
	Ditto	F.	6	2	1	1					1	1					4		1	1			1	1			1	2					1
	(a) Schizophrenia (dementia præcox)	M.	3				2	1										2		1												2	1
	(b) Others under this title	M.	6	1			1					2			2		3	3				1		1		1	1		1				1
	,,	F.	6	2	1	1					1	1					4		1	1			1	1			1	2					1
85	Epilepsy	M.	4	2	1	1											4									1					2		1
	,,	F.	4	1		1									2		3	1				3								1			
86	Convulsions (under 5 years of age)	M.	2	2													2							1	1								
87	Other diseases of the nervous system	M.	29				3	3		1	1	8	8		5		15	8	1	5		4	3	3	5	3	1	2		1	2	3	2
	Ditto	F.	24	1							1	4	6		12		8	10	3	3		2	3	4	1	3	2	4		1	1	1	2
	(c) Paralysis agitans	M.	8				1					3	2		2		3	4		1			1	1	1	1	1	2			1		
	,,	F.	3										1		2		2		1									3					
	(d) Disseminated sclerosis	M.	18				2	1			1	5	6		3		10	4	1	3		3	2	1	4	2					1	3	2
	,,	F.	18								1	3	5		9		4	9	2	3		1	3	3	1	3	2	1		1	1	1	1
	(e) Others under this title	M.	3				1	1		1							2			1		1		1						1			
	,,	F.	3	1								1			1		2	1				1		1									1

TABLE 25.—CAUSES OF DEATH FOR EACH SEX BY MARITAL STATUS, NATIVITY, AND MONTH OF DEATH, BRITISH COLUMBIA, BY PLACE OF RESIDENCE, 1945—*Continued.*

Int. List No.	CAUSES OF DEATH.	TOTAL.	MARITAL STATUS.												NATIVITY.					MONTHS.											
			Single.						Married.								Foreign.															
			Under 15 Yrs.	15–24 Yrs.	25–44 Yrs.	45–64 Yrs.	65 Yrs. and over.	Age not stated.	15–24 Yrs.	25–44 Yrs.	45–64 Yrs.	65 Yrs. and over.	Age not stated.	Widowed.	Not stated.	Canada.	British.	United States.	Other.	Not stated.	January.	February.	March.	April.	May.	June.	July.	August.	September.	October.	November.	December.
88	Diseases of organs of vision ..... M.	4										2		2		2	1		1					1		1	1		1			
	,, ... F.	1					1												1			1									
89	Diseases of the ear and of the mastoid process ..... M.	5	2							1	1	1				4	1				1	1			2				1			
	Ditto ..... F.	5	2							1		2				2	2	1			1		1	1			1					1
	(a) Otitis and other diseases of the ear ..... M.	4	2							1	1					3	1				1	1			2							
	Ditto ..... F.	4	1							1		2				1	2	1			1		1	1								1
	(b) Diseases of the mastoid process ..... M.	1									1					1												1				
	Ditto ..... F.	1	1													1										1						
	Class VII. Diseases of the circulatory system ..... Total	3190	8	10	19	146	332			69	609	996	1	983	17	1062	1386	224	501	17	302	263	294	284	261	267	261	221	215	277	263	282
	Ditto ..... M.	2086	4	5	13	131	268			44	433	740	1	430	17	662	862	145	403	14	196	178	189	186	163	173	170	151	143	203	157	177
	,, ... F.	1104	4	5	6	15	64			25	176	256		553		400	524	79	98	3	106	85	105	98	98	94	91	70	72	74	106	105
90–95	Diseases of the heart ..... M.	1983	4	5	13	129	251			39	415	709	1	401	16	639	812	137	381	14	183	170	187	173	152	161	162	146	134	194	151	170
	,, ... F.	1036	3	5	4	15	61			24	168	242		514		376	491	71	95	3	98	82	98	94	93	82	84	68	69	70	102	96
90	Pericarditis (acute rheumatic excluded) ..... M.	4	1				1				1			1		1			3		1		1		2						
	Ditto ..... F.	1									1							1												1		
	(b) Others under this title ..... M.	4	1				1				1			1		1			3		1		1		2						
	,, ... F.	1									1							1												1		
91	Acute endocarditis (non-rheumatic) ..... M.	9		1		2				3	3					4	1	1	3		1	1	2	1		1				2	1
	Ditto ..... F.	8	2	1						4				1		6	1		1			2	1			1	1			2	1
	(a) Bacterial endocarditis (acute, subacute, or unspecified) ..... M.	7				2				2	3					2	1	1	3			1	2	1						2	1
	Ditto ..... F.	6	1	1						3				1		4	1		1			1	1			1				2	1
	(b) Other acute or subacute endocarditis ..... M.	1								1						1					1										
	(c) Endocarditis (not specified under 45 years) ..... M.	1		1												1										1					
	Ditto ..... F.	2	1							1						2						1				1					
92	Chronic affections of the valves and endocardium ..... M.	164	1	2	3	12	27			11	36	44		27	1	48	77	8	29	2	19	18	19	14	7	14	10	15	9	16	9	14
	Ditto ..... F.	101		2	2	5	4			7	19	20		42		31	48	14	7	1	9	8	9	8	15	4	8	12	3	10	10	5
	(a) Specified valvular diseases (rheumatic) ..... M.	59		2	3	5	9			9	10	17		4		18	26	2	12	1	7	3	6	5	3	3	4	4	6	8	3	7
	Ditto ..... F.	45		1	1	3				6	12	6		16		17	14	8	5	1	1	6	3	3	10	1	4	5		3	6	3
	(b) Other specified valvular diseases (non-rheumatic) ..... M.	85	1			5	15			2	20	23		18	1	25	42	5	13		10	12	10	9	4	9	5	7	3	8	3	5
	Ditto ..... F.	53		1	1	2	4			1	7	12		25		13	32	6	2		8	2	6	5	5	3	4	7	2	6	3	2

	(c) Unspecified valvular lesions and endocarditis ... M.	20				2	3				6	4		5		5	9	1	4	1	2	3	3			2	1	4			3	2
	Ditto ... F.	3										2		1		1	2												1	1	1	
93	Diseases of the myocardium ... M.	1188	2	1	6	68	163			18	199	448		269	14	381	493	81	224	9	106	106	109	102	100	100	100	88	82	111	84	100
	,, ... F.	682		1	2	7	44			7	90	153		378		258	328	32	62	2	64	50	69	68	58	54	59	46	46	43	59	66
	(a) Acute myocarditis ... M.	10	1				1			1	2	3		2		5	3		2			1	1		3	4			1			
	,, ... F.	11									2	3		6		3	3	2	3		1	1	1	1	4	3						
	(b) Myocarditis (not specified under 45 years) ... M.	4								4						2	1			1				1	2				1			
	Ditto ... F.	1			1											1											1					
	(c) Chronic myocarditis and myocardial degeneration (rheumatic) ... M.	22		1		2	2			1	6	7		3		4	12		6		5	2	1		3	3	1	2		3		2
	Ditto ... F.	27				2	2				2	5		16		13	11	2	1		4	2	5	1	2	4	5	1	2			1
	(d) Chronic myocarditis (non-rheumatic) ... M.	999	1		6	56	140			12	157	381		234	12	323	415	68	188	5	86	90	93	88	73	82	89	72	68	96	75	87
	Ditto ... F.	560		1	1	4	34			7	73	126		314		214	267	25	52	2	46	44	50	57	51	38	50	38	40	39	53	54
	(e) Other myocarditis (not specified) ... M.	153				10	20				34	57		30	2	47	62	13	28	3	15	13	14	13	19	11	10	14	12	12	9	11
	Ditto ... F.	83				1	8				13	19		42		27	47	3	6		13	3	13	9	1	9	3	7	4	4	6	11
94	Diseases of the coronary arteries and angina pectoris ... M.	577			2	41	56			7	167	202	1	100	1	189	230	44	111	3	49	41	54	52	38	45	48	41	42	61	54	52
	Ditto ... F.	212				3	13			2	48	61		85		67	103	19	23		20	18	18	15	16	20	15	10	17	15	28	20
	(a) Diseases of the coronary arteries ... M.	561			2	40	55			7	165	196	1	94	1	185	225	42	106	3	48	41	53	49	37	42	47	41	41	60	53	49
	Ditto ... F.	203				3	13			2	44	60		81		65	99	17	22		20	16	16	15	16	20	14	9	17	13	27	20
	(b) Angina pectoris ... M.	16				1	1				2	6		6		4	5	2	5		1		1	3	1	3	1		1	1	1	3
	,, ... F.	9									4	1		4		2	4	2	1			2	2				1	1		2	1	
95	Other diseases of the heart ... M.	41		1	2	6	4				9	15		4		16	11	3	11		7	4	2	4	5	1	4	2	1	6	2	3
	,, ... F.	32	1	1						4	10	8		8		14	11	5	2		5	4	1	3	4	3	1		3	1	3	4
	(a) Functional diseases of the heart (no organic lesion) ... M.	2		1								1				2												1		1		
	Ditto ... F.	7									2	3		2			5	2			2	1	1			1			1			1
	(b) Other diseases of the heart (rheumatic) ... M.	5			2	1						2				2	2		1		1			4								
	Ditto ... F.	13	1	1						3	4	1		3		9	2	2			3	1		1	2	1	1		2		1	1
	(c) Other diseases of the heart (non-rheumatic) ... M.	34				5	4				9	12		4		12	9	3	10		6	4	2		5	1	4	1	1	5	2	3
	Ditto ... F.	12								1	4	4		3		5	4	1	2			2		2	2	1				1	2	2
96	Aneurism (heart and aorta excepted) ... M.	15					1			1	3	1		9		3	9	1	2		1	2	1	4	2			2		2	1	
	Ditto ... F.	7			2		1				1	2		1		3	3	1			1	1	1	2					1		1	
97	Arteriosclerosis (coronary or renal sclerosis or cerebral hæmorrhage excepted) ... M.	61				1	14			1	4	22		18	1	16	27	6	12		8	5		8	6	9	5	3	3	7	4	3
	Ditto ... F.	47					2				1	11		33		15	24	6	2		5	2	4	2	4	8	6	2	1	3	3	7
98	Gangrene ... M.	3									1	2					2		1								1		2			
99	Other diseases of the arteries ... M.	7					1			1	2	3				2	1	1	3			1				2	1		2			1
	,, ... F.	2									1			1		1	1									1			1			
100	Diseases of the veins ... M.	9				1				1	5	1		1			6		3		2			1	2		1		1		1	1
	,, ... F.	7								1	4			2		1	5	1			1		1		1		1			1		2
101	Diseases of the lymphatic system ... F.	1	1													1					1											
102	High blood-pressure (idiopathic) ... M.	7					1			1	2	2		1		2	4		1		2		1		1	1						2
	,, ... F.	3									1	1		1		2			1							3						
103	Other diseases of the circulatory system ... M.	1									1						1												1			
	Ditto ... F.	1												1		1							1									

TABLE 25.—CAUSES OF DEATH FOR EACH SEX BY MARITAL STATUS, NATIVITY, AND MONTH OF DEATH, BRITISH COLUMBIA, BY PLACE OF RESIDENCE, 1945—*Continued.*

Int. List No.	CAUSES OF DEATH.	TOTAL.	MARITAL STATUS.												NATIVITY.					MONTHS.											
			Under 15 Yrs.	Single.					Married.					Widowed.	Not stated.	Canada.	British.	Foreign.		Not stated.	January.	February.	March.	April.	May.	June.	July.	August.	September.	October.	November.	December.
				15–24 Yrs.	25–44 Yrs.	45–64 Yrs.	65 Yrs. and over.	Age not stated.	15–24 Yrs.	25–44 Yrs.	45–64 Yrs.	65 Yrs. and over.	Age not stated.					United States.	Other.													
	Class VIII. Diseases of the respiratory system	Total	473	141	3	10	24	36		17	46	100		90	6	252	147	20	52	2	59	44	36	42	35	27	23	25	44	44	36	58
	Ditto	M.	299	79	2	7	20	33		7	33	73		39	6	151	90	11	45	2	40	29	24	25	25	14	13	19	28	28	19	35
	,,	F.	174	62	1	3	4	3		10	13	27		51		101	57	9	7		19	15	12	17	10	13	10	6	16	16	17	23
104	Diseases of the nasal fossæ and accessory sinuses	F.	1	1														1						1							
105	Diseases of the larynx	M.	1	1												1													1		
	,,	F.	1	1												1							1								
106	Bronchitis	M.	21	7			1			1	3	6		3		10	5	3	3		2	1	4	2	1	1		2	3	1	1	3
	,,	F.	9	2								2		5		5	3	1			1					1			2	2	2	1
	(a) Acute	M.	8	5						1		2				4	2	1	1		2				1			1	2			2
	,,	F.	1											1		1															1	
	(b) Chronic	M.	12	1			1				3	4		3		5	3	2	2			1	4	2		1		1	1	1		1
	,,	F.	8	2								2		4		4	3	1			1					1			2	2	1	1
	(c) Unspecified	M.	1	1												1															1	
107	Bronchopneumonia	M.	114	35	1	3	5	12		1	9	29		17	2	61	34	4	15		13	10	10	11	9	6	4	7	10	12	8	14
	,,	F.	66	28	1	1		1		3	3	10		19		39	23	2	2		9	6	2	9	5	5	3	1	6	7	4	9
108	Lobar pneumonia	M.	78	11		1	12	13		3	7	20		9	2	36	27	3	10	2	14	8	5	8	7	2	5	3	8	4	5	9
	,,	F.	42	9			2	2		4	6	7		12		22	14	5	1		5	3	3	4	2	3			4	4	8	6
109	Pneumonia (unspecified)	M.	53	23	1	1	2	4			5	10		6	1	32	10		11		8	8	3	2	4	4	1	6	4	5	1	7
	,,	F.	35	17			1				3	6		8		22	10		3		1	5	5	2	1	4	4	4	1	1	1	6
110	Pleurisy	M.	10	1			1	1			3	4				1	6	1	2		2	1			1	1		1	2	2		
	,,	F.	4	1						2	1					4					1				1					1	1	
	(a) Empyema	M.	5	1			1				2	1				1	2	1	1		1					1		1	2			
	,,	F.	2							2						2									1					1		
	(b) Others under this title	M.	5					1			1	3					4		1		1	1			1					2		
	,,	F.	2	1							1					2					1									1		
111	Hæmorrhagic infarction, congestion, œdema, and thrombosis of the lungs	M.	6			1		1			2	2				3	3						2	1							2	1
	Ditto	F.	7											7		1	6				1						3	1	1			1
	(a) Hæmorrhagic infarction and thrombosis of the lungs	M.	5			1		1			2	1				3	2						1	1							2	1
	(b) Others under this title	M.	1									1					1						1									
	,,	F.	7											7		1	6				1						3	1	1			1
112	Asthma	M.	6			1					3			2		3	2		1		1						1			2	1	1
	,,	F.	4			1	1			1		1				3	1						1	1					2			
113	Pulmonary emphysema	F.	1									1							1			1										
114	Other diseases of the respiratory system (tuberculosis excepted)	M.	10	1			1			2	1	2		2	1	4	3		3			1		1	3		2		1	1	1	
	Ditto	F.	4	3		1										4					1				1					1	1	
	(a) Silicosis	M.	5					1		1		1		1	1	1	2		2					1	2					1	1	
	(d) Others under this title	M.	5	1						1	1	1		1		3	1		1			1			1		2		1			
	,,	F.	4	3		1										4					1				1					1	1	

	Class IX. Diseases of the digestive system	Total	465	92	10	12	11	32		1	34	107	75		89	2	226	148	21	67	3	42	42	39	29	26	31	41	50	33	43	48	41
	Ditto	M.	279	52	5	11	9	25			15	72	54		34	2	126	84	12	54	3	27	23	28	18	17	16	27	30	18	24	26	25
	"	F.	186	40	5	1	2	7		1	19	35	21		55		100	64	9	13		15	19	11	11	9	15	14	20	15	19	22	16
115	Diseases of the buccal cavity and annexa, and of the pharynx and tonsils	M.	17	6				1				5	5				12	2	2	1		1	3	1		2	2	2	1	3	1	1	
	Ditto	F.	8	2	1						2		1		2		3	3	1	1		2	1				1		1		2	1	
	(a) Diseases of the teeth and gums	M.	4									2	2				2		1	1			1						1	1		1	
	Ditto	F.	2		1						1						1		1				1									1	
	(b) Septic sore throat	M.	4									1	3				2	1	1					1		1	1			1			
	"	F.	4	1							1				2		1	2		1		2							1		1		
	(c) Diseases of the pharynx and tonsils	M.	9	6				1				2					8	1				1	2			1	1	2		1	1		
	Ditto	F.	1	1													1										1						
	(d) Others under this title	F.	1										1					1													1		
116	Diseases of the œsophagus	M.	1					1										1											1				
	"	F.	1												1					1						1							
117	Ulcer of the stomach or duodenum	M.	71	1		3	3	5			2	21	19		15	2	20	32	4	15		9	5	5	7	6	5	7	4	5	8	7	3
	"	F.	19				1	2			3	4	1		8		6	12	1			3	4				3		5	1	1	1	1
	(a) Stomach	M.	42	1		2	1	3			1	10	12		11	1	9	23		10		6	3	2	4	5	2	5	3	3	5	3	1
	"	F.	9					1				3	1		4		3	5	1			2	2						3		1	1	
	(b) Duodenum	M.	29			1	2	2			1	11	7		4	1	11	9	4	5		3	2	3	3	1	3	2	1	2	3	4	2
	"	F.	10				1	1			3	1			4		3	7				1	2				3		2	1			1
118	Other diseases of the stomach	M.	2					1				1					1			1				1							1		
	"	F.	5									2	2		1		3	2				1	1						2		1		
119	Diarrhœa and enteritis (under 2 years of age)	M.	34	34													34					1	2		1	1	3	2	7	2	3	7	5
	Ditto	F.	33	33													33					1	4				2	5	3	2	7	4	5
	(a) Diarrhœa and enteritis	M.	34	34													34					1	2		1	1	3	2	7	2	3	7	5
	"	F.	33	33													33					1	4				2	5	3	2	7	4	5
120	Diarrhœa and enteritis (2 years of age and over)	M.	14		2	1		1			1	4	4		1		5	4		5		2		2	1			4	2	1		1	1
	Ditto	F.	12	1	1			1			1	2	1		5		7	3		2		1		2	3		2		1	1		1	1
	(a) Diarrhœa and enteritis	M.	5		1	1		1				1	1				2	2		1		1		1				1	1			1	
	"	F.	6	1	1			1			1	1			1		5			1		1			3		1		1				
	(b) Ulceration of the intestines	M.	9		1						1	3	3		1		3	2		4		1		1	1			3	1	1			1
	"	F.	6									1	1		4		2	3		1				2			1			1		1	1
121	Appendicitis	M.	31	7	2	3	1				5	10	2		1		22	5		4		5	4	2	4	5	1	2		2	1	1	4
	"	F.	9	1	2						3		1		2		6	3				2		3	2							2	
122	Hernia, intestinal obstruction	M.	44	2	1	1	2	9			2	10	8		9		11	15	3	13	2	6	2	3	3	1	1	3	9	1	7	2	6
	"	F.	34	2	1	1		3			3	8	5		11		12	19	2	1		2	2	1	2	4	4	3	2	4	3	2	5
	(a) Hernia	M.	29	1		1	1	8				7	5		6		5	9	3	10	2	2	1	2	2	1	1	1	8	1	5	2	3
	"	F.	15	1				2			2	2	2		6		5	10				1	1		2	1	1		1	3	2		3
	(b) Intestinal obstruction	M.	15	1	1		1	1			2	3	3		3		6	6		3		4	1	1	1			2	1		2		3
	"	F.	19	1	1	1		1			1	6	3		5		7	9	2	1		1	1	1		3	3	3	1	1	1	2	2
123	Other diseases of the intestines	M.	6									3	1		2		1	4		1					1	1			3		1		
	"	F.	8	1							2	1	1		3		4	3		1		1					1	1	1	1		2	
124	Cirrhosis of the liver	M.	27			2	2	3			2	9	6		3		9	7	2	8	1		3	4	1	1	4	5	1	1	1	2	4
	"	F.	18				1					6	4		7		8	7	1	2			4	2	1	1	1	1	2		2	1	3
	(a) With mention of alcoholism	M.	1									1					1													1			
	(b) Without mention of alcoholism	M.	26			2	2	3			2	8	6		3		8	7	2	8	1		3	4	1	1	4	5	1		1	2	4
	Ditto	F.	18				1					6	4		7		8	7	1	2			4	2	1	1	1	1	2		2	1	3
125	Other diseases of the liver	M.	8	2				1			1	2	1		1		4	1		3		1		4					1	1		1	
	"	F.	7								4	2			1		6		1					2		1		1	1	1	1		
	(a) Acute yellow atrophy	M.	3									2	1					1		2		1		2									
	"	F.	3								2	1					3									1		1		1			

TABLE 25.—CAUSES OF DEATH FOR EACH SEX BY MARITAL STATUS, NATIVITY, AND MONTH OF DEATH, BRITISH COLUMBIA, BY PLACE OF RESIDENCE, 1945—*Continued.*

Int. List No.	CAUSES OF DEATH.	TOTAL.	MARITAL STATUS.												NATIVITY.					MONTHS.											
				Single.					Married.					Widowed.	Not stated.			Foreign.		Not stated.												
			Under 15 Yrs.	15–24 Yrs.	25–44 Yrs.	45–64 Yrs.	65 Yrs. and over.	Age not stated.	15–24 Yrs.	25–44 Yrs.	45–64 Yrs.	65 Yrs. and over.	Age not stated.			Canada.	British.	United States.	Other.		January.	February.	March.	April.	May.	June.	July.	August.	September.	October.	November.	December.
	Other diseases of the liver—*Continued.*																														
	(b) Others under this title ..... M.	5	2				1			1				1		4			1				2				1	1		1	
	,, ... F.	4								2	1			1		3		1					2				1		1		
126	Biliary calculi ..... M.	9					1				4	3		1		3	5		1				4				1		1	3	
	,, ... F.	11									2	2		7		4	5		2		1			2	1		1	1	2	1	2	
127	Other diseases of the gall-bladder and bile-ducts ..... M.	9			1					1	2	4		1		3	4		2		1	4	1				1		1		1
	Ditto ..... F.	12					1				4	3		4		3	6	2	1			3	1		1		2	3			2	
128	Diseases of the pancreas ..... M.	5				1	2			1		1				1	3	1			1		1				1	1			1
	,, ... F.	4							1		3					2			2										2	2	
129	Peritonitis without stated cause .... M.	1									1						1												1		
	,, ... F.	5								1	1			3		3	1	1			1				1			1		1	1
	Class X. Diseases of the urinary and genital systems ..... Total	520	8	3	3	20	39		1	22	115	168		137	4	176	193	34	114	3	46	39	54	43	51	44	30	37	40	39	50	47
	Ditto ..... M.	370	5	2		13	34			13	85	138		76	4	116	130	26	95	3	33	26	34	36	40	27	24	28	22	28	38	34
	,, ... F.	150	3	1	3	7	5		1	9	30	30		61		60	63	8	19		13	13	20	7	11	17	6	9	18	11	12	13
130	Acute nephritis ..... M.	4	1								2			1		3			1				1	1				1			1
	,, ... F.	5	2							1	1	1				4			1			1	1						1	1	1
131	Chronic nephritis ..... M.	243	1	2		13	21			10	63	89		42	2	77	76	18	70	2	21	20	22	20	29	18	19	17	15	17	24	21
	,, ... F.	120	1		2	7	4		7	7	20	23		55		45	52	7	16		12	10	18	6	9	14	4	7	13	8	10	9
132	Nephritis unspecified (over 10 years of age) ..... M.	14					2				4	6		1	1	1	6	3	4		1	1	3		2	3				1	2	1
	Ditto ..... F.	4			1					1	1			1		2	2					1	1		1						1
133	Other diseases of the kidneys and ureters ..... M.	18	3				1			1	6	3		4		6	7	2	2	1	2	2	1	2	1			3	2	3	1	1
	Ditto ..... F.	5					1				3			1		3	1		1			1			1			1	1	1		
134	Calculi of the urinary passages .... M.	13					3			2	2	1		5		5	5	1	2					4	1	1	1	2			1	3
	,, ... F.	7									1	4		2		2	4	1			1			1		1	1		1	1		
135	Diseases of the urinary bladder .... M.	4										3		1		1	2	1			1					1		1				1
	,, ... F.	1										1							1												1	
136	Diseases of the urethra, urinary abscess, etc. ..... M.	5									1	3		1		1	3		1						1	2	1					
	(a) Stricture of the urethra ..... M.	2									1	1				1	1							1		1						
	(b) Others under this title ..... M.	3										2		1			2		1								2	1				
137	Diseases of the prostate ..... M.	69					7				7	33		21	1	22	31	1	15		8	3	7	8	7	3	2	4	4	7	10	6
139	Diseases of the female genital organs (non-venereal) ..... F.	8		1							4	1		2		4	4									2	1	1	3			1
	(a) Ovaries, Fallopian tubes, and parametria ..... F.	4		1							2			1		4										1		1	1			1
	(b) Uterus ..... F.	2									1			1			2										1			1		
	(c) Others under this title ..... F.	2									1	1					2									1			1			

	Class XI. Diseases of pregnancy, childbirth, and the puerperal state..Total	50		4	1				8	36	1					42	3	1	4		6	3	4	4	4	4	5	3	7	1	4	5
140	Abortion with mention of infection..F.	7							1	6						7					1		1	1		1	1				1	1
	(a) Spontaneous, therapeutic, or unspecified ..F.	3							1	2						3										1	1					1
	(b) Self-induced ..F.	1								1						1															1	
	(c) Non-therapeutic ..F.	3								3						3					1		1	1								
141	Abortion without mention of infection ..F.	3		2						1						3										1		1	1			
	(a) Spontaneous, therapeutic, or unspecified ..F.	3		2						1						3										1		1	1			
142	Ectopic gestation ..F.	5		1					2	2						5								1		1	1		1	1		
	(a) With mention of infection..F.	1							1							1													1			
	(b) Without mention of infection..F.	4		1					1	2						4								1		1	1			1		
144	Toxæmias of pregnancy—death prior to delivery ..F.	1								1						1						1										
146	Hæmorrhage of childbirth and the puerperium ..F.	7								6	1					6			1		1	2	1			2			1			
	(a) Placenta prævia ..F.	2								2						2					1	1										
	(c) Others under this title..F.	5								4	1					4			1			1	1			2			1			
147	Infection during childbirth and the puerperium ..F.	14			1				4	9						11	2	1			1			1	3		2	1	2		2	2
148	Puerperal toxæmias—following delivery ..F.	6								6						3	1		2		1			2			1		2			
	(a) Puerperal eclampsia ..F.	3								3						1	1		1								1		2			
	(b) Puerperal albuminuria and nephritis ..F.	1								1						1					1											
	(d) Others under this title..F.	2								2						1			1					2								
149	Other accidents of childbirth..F.	5							1	4						4			1		1		2					1				1
	(b) Other conditions of childbirth..F.	5							1	4						4			1		1		2					1				1
150	Other and unspecified conditions of childbirth and the puerperal state..F.	2		1						1						2					1											1
	(c) Others under this title..F.	2		1						1						2					1											1
	Class XII. Diseases of the skin and cellular tissue ..Total	9	4							1	2	1		1		6	3				1						1	2	1		2	2
	Ditto ..M.	5	2								2	1				3	2				1							1	1		2	
	,, ..F.	4	2							1				1		3	1										1	1				2
152	Phlegmon and acute abscesses..M.	2									2						2				1								1			
	,, ..F.	1												1			1											1				
153	Other diseases of the skin and cellular tissue ..M.	3	2									1				3												1			2	
	Ditto ..F.	3	2							1						3											1					2
	Class XIII. Diseases of the bones and organs of movement ..Total	4								1	1	2				1	2		1		1								1		1	1
	Ditto ..M.	4								1	1	2				1	2		1		1								1		1	1
154	Osteomyelitis and periostitis..M.	3								1	1	1				1	1		1		1										1	1
155	Other diseases of the bones (tuberculosis excepted) ..M.	1										1					1												1			
	Class XIV. Congenital malformations ..Total	132	125	2	2	1				1	1					131			1		8	11	12	12	12	12	11	8	11	15	14	6
	Ditto ..M.	86	81		2	1				1	1					85			1		4	6	8	7	6	8	6	7	6	13	9	6
	,, ..F.	46	44	2												46					4	5	4	5	6	4	5	1	5	2	5	

TABLE 25.—CAUSES OF DEATH FOR EACH SEX BY MARITAL STATUS, NATIVITY, AND MONTH OF DEATH, BRITISH COLUMBIA, BY PLACE OF RESIDENCE, 1945—*Continued.*

Int. List No.	CAUSES OF DEATH.	TOTAL.	MARITAL STATUS.												NATIVITY.					MONTHS.											
			Under 15 Yrs.	Single.					Married.					Widowed.	Not stated.	Canada.	British.	Foreign.		Not stated.	January.	February.	March.	April.	May.	June.	July.	August.	September.	October.	November.	December.
				15–24 Yrs.	25–44 Yrs.	45–64 Yrs.	65 Yrs. and over.	Age not stated.	15–24 Yrs.	25–44 Yrs.	45–64 Yrs.	65 Yrs. and over.	Age not stated.					United States.	Other.													
157	Congenital malformations ..... M.	86	81		2	1				1	1					85			1		4	6	8	7	6	8	6	7	6	13	9	6
	" ..... F.	46	44	2												46					4	5	4	5	6	4	5	1	5	2	5	
	(a) Congenital hydrocephalus ..... M.	9	9													9					1	1	1	1	1			1			1	1
	" ..... F.	7	7													7								1	2	1			2	1		
	(b) Spina bifida and meningocele.. M.	2	2													2						1					1					
	" ..... F.	7	7													7						1			2				1	1	2	
	(c) Anencephalus ..... M.	5	5													5									2	1			1			1
	" ..... F.	1	1													1															1	
	(d) Congenital malformations of the heart ..... M.	36	34		1					1						36					1	2	4	4	1	1	2	3	4	8	5	1
	Ditto ..... F.	19	18	1												19					1	3	3	2	1	2	4		2		1	
	(e) Others under this title..... M.	34	31		1	1					1					33			1		2	2	3	2	2	5	4	2	1	5	3	3
	" ..... F.	12	1	1												12					3	1	1	2	1	1	1	1			1	
	Class XV. Diseases peculiar to the first year of life..... Total	379	379													378	1				32	26	34	28	33	28	34	37	24	26	36	41
	Ditto ..... M.	223	223													222	1				20	17	26	14	20	19	10	20	14	13	20	30
	" ..... F.	156	156													156					12	9	8	14	13	9	24	17	10	13	16	11
158	Congenital debility ..... M.	8	8													8					1		3				1				1	2
	" ..... F.	11	11													11					1	1		1	3		2	1	1	1		
159	Premature birth ..... M.	142	142													141	1				11	10	17	11	10	13	5	15	8	12	12	18
	" ..... F.	102	102													102					6	7	6	11	5	4	17	14	6	8	8	10
160	Injury at birth ..... M.	38	38													38					5	2	5	1	8	2	1	2	5		4	3
	" ..... F.	23	23													23					3	1	1		2	4	2	2	2		5	1
	(a) Intracranial or spinal hæmorrhage ..... M.	14	14													14					1		4	1	2	2	1		2		1	
	Ditto ..... F.	7	7													7					1	1			1	3					1	
	(b) Other intracranial or spinal injuries ..... M.	3	3													3									1			1	1			
	Ditto ..... F.	1	1													1											1					
	(c) Others under this title..... M.	21	21													21					4	2	1		5			1	2		3	3
	" ..... F.	15	15													15					2		1		1	1	1	2	2		4	1
161	Other diseases peculiar to the first year of life ..... M.	35	35													35					3	5	1	2	2	4	3	3	1	1	3	7
	Ditto ..... F.	20	20													20					2		1	2	3	1	3		1	4	3	
	(a) Asphyxia (unspecified), atelectasis ..... M.	19	19													19					2	3		1		1	1	3	1	1	2	4
	Ditto ..... F.	6	6													6									1	1	1			3		
	(b) Infection of the umbilicus, pemphigus, and other infections.. M.	1	1													1					1											
	Ditto ..... F.	1	1													1														1		
	(c) Other specified diseases peculiar to the first year of life..... M.	15	15													15						2	1	1	2	3	2				1	3
	Ditto ..... F.	13	13													13					2		1	2	2		2		1		3	

	Class XVI. Senility ..... Total	186					34					52		98	2	86	55	16	28	1	15	17	25	27	15	10	10	6	15	15	16	15
	,, ... M.	109					24					37		47	1	50	28	12	18	1	13	8	13	18	4	4	7	3	12	8	11	8
	,, ... F.	77					10					15		51	1	36	27	4	10		2	9	12	9	11	6	3	3	3	7	5	7
162	Senility ..... M.	109					24					37		47	1	50	28	12	18	1	13	8	13	18	4	4	7	3	12	8	11	8
	,, ... F.	77					10					15		51	1	36	27	4	10		2	9	12	9	11	6	3	3	3	7	5	7
	(a) With dementia ..... M.	57					15					19		22	1	25	17	7	8		5	4	7	11	1	2		2	6	5	8	6
	,, ... F.	21					4					6		11		7	9	2	3		1	5	2	2	5	2	1		1			2
	(b) Without dementia ..... M.	52					9					18		25		25	11	5	10	1	8	4	6	7	3	2	7	1	6	3	3	2
	,, ... F.	56					6					9		40	1	29	18	2	7		1	4	10	7	6	4	2	3	2	7	5	5
	Class XVII. Violent or accidental deaths ..... Total	883	103	99	74	69	58	1	9	125	121	80		119	25	458	215	50	127	33	59	67	69	58	87	69	101	67	80	74	65	87
	Ditto ..... M.	670	65	89	67	67	48	1	7	95	95	55		57	24	334	156	35	113	32	44	47	54	43	69	54	75	50	60	60	43	71
	,, ... F.	213	38	10	7	2	10		2	30	26	25		62	1	124	59	15	14	1	15	20	15	15	18	15	26	17	20	14	22	16
163,	Suicides ..... M.	94	2	5	9	12	9			16	23	7		7	4	33	26	3	28	4	7	4	4	5	19	5	6	11	6	7	9	11
164	,, ... F.	21			2	1	1		1	9	3	1		3		15	4	1		1		1		1		3	4	2	4	3	2	1
163	Suicide by poisoning ..... M.	19			2	3	1			6	4			1	2	9	5		3	2	1	1	1		3		2	2	1	2	2	4
	,, ... F.	11			2	1			1	4	1	1		1		9	1			1		1				1	3		3	2		1
	(a) By corrosive substances, solid and liquid poisonings ..... M.	3					1			1				1		1	1		1						1			1				1
	Ditto ..... F.	6				1			1	3	1					6										1	2		2	1		
	(b) By poisonous gas ..... M.	16			2	3				5	4				2	8	4		2	2	1	1	1		2		2	1	1	2	2	3
	,, ... F.	5			2					1		1		1		3	1			1		1					1		1	1		1
164	Suicide by other means ..... M.	75	2	5	7	9	8			10	19	7		6	2	24	21	3	25	2	6	3	3	5	16	5	4	9	5	5	7	7
	,, ... F.	10					1			5	2			2		6	3	1						1		2	1	2	1	1	2	
	(a) By hanging or strangulation ..... M.	25	1	1	1	4	3			2	7	3		2	1	3	7		14	1	2			2	5	2	1	5	2	2	2	2
	Ditto ..... F.	4					1			2				1		2	2									1	1	1		1		
	(b) By drowning ..... M.	4			1					1	1			1		1	1		2				1	1	1				1		
	,, ... F.	3								1	2					2	1							1		1		1			
	(c) By firearms or explosives ..... M.	28	1	3	2	4	1			3	9	3		2		10	9	3	6		2	2		1	7	2	1	4	2	1	4	2
	,, ... F.	2								2						1		1												1	1	
	(d) By cutting or piercing instruments ..... M.	14		1	2	1	3			3	1	1		1	1	8	3		2	1	2		2	1	1	1	2		1	1		3
	Ditto ..... F.	1												1		1										1						
	(e) By jumping from high places ..... M.	4			1		1			1	1					2	1		1			1			2						1	
166–168	*Homicides* ..... M.	9	1		2		3		1	1					1	3	1	1	4			3			1	1		1		1		2
	,, ... F.	9	2	2	1					1	2			1		7	1		1		2			1	1		1	1	2	1		
166	Homicide by firearms ..... M.	3					1			1					1	1			2			2								1		
	,, ... F.	3	1		1						1					3					2								1		
167	Homicide by cutting or piercing instruments ..... M.	1					1										1															1
	Ditto ..... F.	3	1							1	1					2	1							1			1		1			
168	Homicide by other or unspecified means ..... M.	5	1		2		1		1							2		1	2			1			1	1		1				1
	Ditto ..... F.	3		2										1		2			1					1			1		1			
169–195	Accidental deaths ..... M.	555	62	79	52	55	36	1	6	75	72	48		50	19	287	128	31	81	28	36	40	50	30	49	48	69	37	54	51	33	58
	,, ... F.	183	36	8	4	1	9		1	20	21	24		58	1	102	54	14	13		13	19	15	13	17	12	21	14	14	10	20	15
169	Railway accidents (excluding motor-vehicles) ..... M.	28	1	5	4	3	3			3	3	2		3	1	14	6	2	4	2	3	4	1	1	1	4	3	1	5	3	1	1
170	Motor-vehicle accidents ..... M.	98	10	17	7	9	7		2	8	15	10		10	3	48	25	6	15	4	7	5	4	2	11	7	6	13	10	11	11	11
	,, ... F.	28	3	6	1	1			1	7	3	4		2		17	5	1	5		5	1	2	1	1	1	4	3	3	2	3	2
	(a) Collisions with trains ..... M.	1								1						1											1					
	,, ... F.	1		1												1								1								
	(b) Collisions with street-cars ..... M.	1									1								1													1
	,, ... F.	2								1						2							1									

TABLE 25.—CAUSES OF DEATH FOR EACH SEX BY MARITAL STATUS, NATIVITY, AND MONTH OF DEATH, BRITISH COLUMBIA, BY PLACE OF RESIDENCE, 1945—*Continued.*

Int. List No.	CAUSES OF DEATH.	TOTAL.	MARITAL STATUS.												NATIVITY.					MONTHS.											
			Under 15 Yrs.	Single.					Married.					Widowed.	Not stated.	Canada.	British.	Foreign.		Not stated.	January.	February.	March.	April.	May.	June.	July.	August.	September.	October.	November.	December.
				15–24 Yrs.	25–44 Yrs.	45–64 Yrs.	65 Yrs. and over.	Age not stated.	15–24 Yrs.	25–44 Yrs.	45–64 Yrs.	65 Yrs. and over.	Age not stated.					United States.	Other.													
	Accidental deaths—*Continued.*																														
	Motor-vehicle accidents—*Continued.*																														
	(c) Automobile accidents (excluding trains or street-cars)....M.	92	10	16	7	9	7	.....	2	6	13	9	.....	10	3	45	23	6	14	4	7	5	3	2	11	6	4	13	9	11	11	10
	Ditto .....F.	24	3	5	1	1	.....	.....	1	5	3	4	.....	1	.....	14	5	.....	5	.....	5	1	1	.....	1	1	4	2	2	2	3	2
	(d) Motor-cycle accidents (excluding automobiles) .....M.	4	.....	1	.....	.....	.....	.....	.....	1	1	1	.....	.....	.....	2	2	.....	.....	.....	.....	.....	1	.....	.....	1	1	.....	1	.....	.....	.....
	Ditto .....F.	1	.....	.....	.....	.....	.....	.....	.....	1	.....	.....	.....	.....	.....	.....	.....	1	.....	.....	.....	.....	.....	.....	.....	.....	.....	1	.....	.....	.....	.....
171	Street-car and other road transport accidents .....M.	11	.....	1	1	1	1	.....	.....	1	3	2	.....	1	.....	3	2	1	5	.....	1	3	1	.....	.....	3	.....	1	.....	2	.....	.....
	Ditto .....F.	4	.....	.....	.....	.....	.....	.....	.....	1	2	.....	.....	1	.....	1	1	.....	2	.....	.....	.....	.....	.....	.....	.....	1	.....	1	2	.....	.....
	(a) Street-car accidents (excluding trains and motor-vehicles) .....M.	8	.....	.....	1	1	1	.....	.....	.....	3	1	.....	1	.....	1	1	1	5	.....	.....	3	1	.....	.....	1	.....	1	.....	2	.....	.....
	Ditto .....F.	3	.....	.....	.....	.....	.....	.....	1	1	.....	.....	.....	1	.....	1	1	.....	1	.....	.....	.....	.....	.....	.....	.....	1	.....	.....	2	.....	.....
	(b) Others under this title .....M.	3	.....	1	.....	.....	.....	.....	1	.....	1	.....	.....	.....	.....	2	1	.....	.....	.....	1	.....	.....	.....	.....	2	.....	.....	.....	.....	.....	.....
	,, ...F.	1	.....	.....	.....	.....	.....	.....	.....	.....	1	.....	.....	.....	.....	.....	.....	.....	1	.....	.....	.....	.....	.....	.....	.....	.....	.....	1	.....	.....	.....
172	Water transport accidents .....M.	30	2	9	1	1	2	1	.....	7	3	2	.....	1	1	17	9	1	3	.....	.....	.....	2	.....	6	6	7	2	2	2	1	2
	,, ...F.	3	.....	.....	.....	.....	.....	.....	.....	2	1	.....	.....	.....	.....	2	.....	1	.....	.....	.....	1	1	.....	.....	.....	.....	.....	.....	.....	1	.....
173	Air transport accidents .....M.	22	.....	13	1	.....	.....	.....	2	6	.....	.....	.....	.....	.....	8	7	.....	.....	7	1	3	.....	.....	3	3	12	.....	.....	.....	.....	.....
174	Accidents in mines and quarries..M.	12	.....	1	4	2	.....	.....	.....	2	2	.....	.....	1	.....	7	3	.....	2	.....	2	2	.....	.....	.....	3	2	1	1	.....	.....	1
175	Agricultural and forestry accidents .....M.	62	.....	8	9	10	2	.....	.....	16	11	2	.....	3	1	25	7	4	24	2	1	2	9	6	6	4	4	5	5	5	6	9
	(a) Accidents involving agricultural machinery and vehicles .....M.	1	.....	.....	.....	.....	.....	.....	.....	1	.....	.....	.....	.....	.....	.....	.....	.....	1	.....	.....	.....	.....	.....	.....	.....	.....	1	.....	.....	.....	.....
	(b) Injury by animals, in agriculture .....M.	4	.....	.....	.....	.....	.....	.....	.....	.....	2	1	.....	1	.....	1	1	1	.....	1	.....	.....	.....	.....	1	.....	.....	1	1	1	.....	.....
	(c) Other agricultural accidents .....M.	1	.....	.....	.....	.....	.....	.....	.....	.....	1	.....	.....	.....	.....	.....	.....	1	.....	.....	.....	1	.....	.....	.....	.....	.....	.....	.....	.....	.....	.....	.....
	(d) Accidents involving forestry machinery and vehicles ....M.	9	.....	2	.....	2	.....	.....	.....	3	2	.....	.....	.....	.....	5	2	.....	2	.....	.....	.....	1	2	2	.....	.....	1	1	.....	2	.....
	(e) Other forestry accidents ....M.	47	.....	6	9	8	2	.....	.....	12	6	1	.....	2	1	19	4	2	21	1	1	1	8	4	3	4	4	2	3	4	4	9
176	Other accidents involving machinery .....M.	11	2	2	2	1	.....	.....	.....	2	1	1	.....	.....	.....	8	2	.....	1	.....	3	.....	1	.....	1	2	2	1	.....	1	.....	.....
177	Food poisoning .....M.	1	.....	.....	.....	.....	1	.....	.....	.....	.....	.....	.....	.....	.....	.....	.....	1	.....	.....	1	.....	.....	.....	.....	.....	.....	.....	.....	.....	.....	.....
	,, ...F.	2	1	.....	.....	.....	.....	.....	.....	.....	1	.....	.....	.....	.....	1	.....	1	.....	.....	.....	.....	.....	.....	.....	.....	.....	1	.....	.....	.....	1
178	Accidental absorption of poisonous gas .....M.	14	.....	.....	1	3	3	.....	.....	1	1	2	.....	3	.....	3	5	2	4	.....	1	2	.....	2	.....	.....	.....	.....	1	4	1	3
	Ditto .....F.	1	.....	.....	.....	1	.....	.....	.....	.....	.....	.....	.....	.....	.....	.....	1	.....	.....	.....	.....	.....	1	.....	.....	.....	.....	.....	.....	.....	.....	.....
	(a) Coal- and illuminating-gas..M.	12	.....	.....	1	3	3	.....	.....	1	1	1	.....	2	.....	3	5	2	2	.....	1	.....	.....	2	.....	.....	.....	.....	1	4	1	3
	,, ...F.	1	.....	.....	.....	1	.....	.....	.....	.....	.....	.....	.....	.....	.....	.....	1	.....	.....	.....	.....	.....	1	.....	.....	.....	.....	.....	.....	.....	.....	.....
	(c) Other carbon-monoxide gas .....M.	2	.....	.....	.....	.....	.....	.....	.....	.....	.....	1	.....	1	.....	.....	.....	.....	2	.....	.....	2	.....	.....	.....	.....	.....	.....	.....	.....	.....	.....

179	Acute accidental poisoning by solids or liquids ......M.	11	1		2	6				1					1	4	3	1	1	2		3	1	2		2	2	1				
	Ditto ......F.	7			1					4	1	1				5	2					1		1				1	1		2	1
180	Conflagration ......M.	18	8	1		1	3			1	2			2		11	6		1		4	3		1	1	1			4	1		3
	,, ...F.	15	8							2	4			1		10	3	1	1		1	5	1	1	1	2	1				3	
181	Accidental burns (conflagration excepted) ......M.	23	2	3	2	2				3	5	1		5		14	5	2	1	1	1	1	12		1			3	1	2	1	1
	Ditto ......F.	10	3								1	1		4	1	7		1	2		1			3	1	1	1		1		2	
182	Accidental mechanical suffocation..M.	9	6		1						1			1		7	2						1		1	1	1		1	1		3
	,, ...F.	2	1	1												2									1						1	
183	Accidental drowning ......M.	63	19	6	5	8	3		2	6	2	2		3	7	37	9	4	6	7	5	4	3	4	5	6	13	5	5	1	4	8
	,, ...F.	8	6	1						1						8									1	1	1	4				1
184	Accidental injury by firearms ......M.	15	1	5	3					3	2				1	11	3		1				2	4				1	1	2	3	2
	,, ...F.	1	1													1											1					
185	Accidental injury by cutting or piercing instruments ......M.	1		1												1																1
	Ditto ......F.	1												1		1									1							
186	Accidental injury by fall or crushing ......M.	78	1	5	2	7	8			7	12	20		14	2	36	26	6	8	2	1	3	7	6	8	3	10	3	14	11	5	7
	Ditto ......F.	85	3		2		8			2	7	18		45		33	40	9	3		6	9	10	6	10	6	9	4	5	4	7	9
	(a) Accidental injury by fall ......M.	71	1	4	2	6	8			5	11	18		14	2	33	24	5	7	2	1	3	6	5	8	3	10	3	13	9	3	7
	,, ...F.	84	2		2		8			2	7	18		45		32	40	9	3		6	9	10	6	10	5	9	4	5	4	7	9
	(b) Accidental injury by crushing ......M.	7		1		1				2	1	2				3	2	1	1				1	1					1	2	2	
	,, ...F.	1	1													1										1						
188	Injury by animals ......M.	2								1		1				1	1										1					1
189	Hunger or thirst ......M.	1													1	1					1											
190	Excessive cold ......M.	2			1									1		2					1	1										
	,, ...F.	3	2											1		3						2							1			
191	Excessive heat ......M.	1			1											1											1					
193	Accidents due to electric currents ......M.	5		1	1					2	1					5					1		1			1				2		
194	Attack by venomous animals (non-occupational) ......F.	1								1						1													1			
195	Other accidents ......M.	37	9	1	4	1	3			5	8	3		2	1	23	7	1	5	1	2	4	5	2	5	2	5		4	3		5
	,, ...F.	12	8								1			3		10	2							1	1	1	3	1	1	2	1	1
	(c) Lack of care of the new-born ......M.	2	2													2														1		1
	(d) Obstruction, suffocation, or puncture by ingested objects ......M.	8	5							1	1				1	5	3					1				1	1		2	1		2
	Ditto ......F.	6	6													6								1					1	2	1	1
	(e) Other and unspecified objects ......M.	27	2	1	4	1	3			4	7	3		2		16	4	1	5	1	2	3	5	2	5	1	4		2	1		2
	Ditto ......F.	6	2								1			3		4	2								1	1	3	1				
196–198	Operations of war and legal executions ......M.	12		5	4					3						11	1				1			8				1		1	1	
196	Deaths of persons in military service during operations of war..M.	10		4	3					3						9	1				1			8				1				
198	Legal executions ......M.	2		1	1											2														1	1	
	Class XVIII. Ill-defined and unknown causes of death ......Total	56	25		2	3	1			4	7	6		8		41	4	2	9		6	2	3	4	4	4	3	8	4	3	8	7
	Ditto ......M.	31	11		2	3	1			3	5	4		2		20	4	2	5		4	1	2	1	1	3	2	4	3	1	7	2
	,, ...F.	25	14							1	2	2		6		21			4		2	1	1	3	3	1	1	4	1	2	1	5
199	Sudden death ......M.	1									1							1									1					

TABLE 25.—CAUSES OF DEATH FOR EACH SEX BY MARITAL STATUS, NATIVITY, AND MONTH OF DEATH, BRITISH COLUMBIA, BY PLACE OF RESIDENCE, 1945—*Continued.*

Int. List No.	CAUSES OF DEATH.	TOTAL.	MARITAL STATUS.												NATIVITY.					MONTHS.											
			Single.						Married.					Widowed.	Not stated.			Foreign.														
			Under 15 Yrs.	15–24 Yrs.	25–44 Yrs.	45–64 Yrs.	65 Yrs. and over.	Age not stated.	15–24 Yrs.	25–44 Yrs.	45–64 Yrs.	65 Yrs. and over.	Age not stated.			Canada.	British.	United States.	Other.	Not stated.	January.	February.	March.	April.	May.	June.	July.	August.	September.	October.	November.	December.
200	Ill-defined and unknown causes ..M.	30	11	.....	2	3	1	.....	.....	3	5	3	.....	2	.....	20	4	1	5	.....	4	1	2	1	1	3	1	4	3	1	7	2
	,, ..F.	25	14	.....	.....	.....	.....	.....	.....	1	2	2	.....	6	.....	21	.....	.....	4	.....	2	1	1	3	3	1	1	4	1	2	1	5
	(a) Ill-defined ..M.	13	2	.....	1	2	1	.....	.....	2	4	1	.....	.....	.....	6	3	1	3	.....	2	1	1	.....	.....	3	.....	1	.....	1	3	1
	,, ..F.	9	2	.....	.....	.....	.....	.....	.....	1	2	2	.....	2	.....	5	.....	.....	4	.....	.....	.....	1	3	.....	.....	.....	2	1	.....	.....	2
	(b) Found dead ..M.	1	.....	.....	.....	1	.....	.....	.....	.....	.....	.....	.....	.....	.....	.....	1	.....	.....	.....	.....	.....	.....	.....	.....	.....	.....	.....	.....	.....	.....	1
	(c) Unknown or unspecified cause ..M.	16	9	.....	1	.....	.....	.....	.....	1	1	2	.....	2	.....	14	.....	.....	2	.....	2	.....	1	1	1	.....	1	3	3	.....	4	.....
	Ditto ..F.	16	12	.....	.....	.....	.....	.....	.....	.....	.....	.....	.....	4	.....	16	.....	.....	.....	.....	2	1	.....	.....	3	1	1	2	.....	2	1	3

CLASSIFICATION OF ACCIDENTAL DEATHS ACCORDING TO THE NATURE OF INJURY.

(These accidental deaths are classified above according to circumstances involving the accident, under rubrics 169 to 176, 178, 180, 181, 182, 183, 185, 186, 187, and 193.)

.....	Accidental absorption of poisonous gas ..M.	18	1	.....	1	3	3	.....	.....	2	3	2	.....	3	.....	4	8	2	4	.....	1	3	.....	2	.....	.....	.....	.....	4	4	1	3
	Ditto ..F.	4	2	.....	.....	.....	1	.....	.....	.....	1	.....	.....	.....	.....	2	1	.....	1	.....	.....	2	1	.....	.....	.....	.....	.....	.....	.....	1	.....
.....	Accidental burns ..M.	47	9	10	3	2	3	.....	.....	7	5	1	.....	7	.....	27	8	2	2	8	5	5	12	1	2	1	10	3	2	3	1	2
	,, ..F.	23	9	.....	.....	.....	.....	.....	.....	3	4	1	.....	5	1	16	3	2	2	.....	3	3	1	4	2	3	2	.....	1	.....	4	.....
.....	Accidental mechanical suffocation ..M.	12	6	1	1	1	.....	.....	.....	.....	2	.....	.....	1	.....	8	2	1	1	.....	.....	1	1	.....	1	1	2	.....	1	1	.....	4
	,, ..F.	2	1	1	.....	.....	.....	.....	.....	.....	.....	.....	.....	.....	.....	2	.....	.....	.....	.....	.....	.....	.....	.....	1	.....	.....	.....	.....	.....	1	.....
.....	Accidental drowning ..M.	99	21	17	7	8	5	1	3	14	6	4	.....	4	9	59	18	5	10	7	5	4	6	4	10	12	23	8	8	3	6	10
	,, ..F.	13	6	2	.....	.....	.....	.....	.....	3	2	.....	.....	.....	.....	11	1	1	.....	.....	.....	1	1	.....	1	1	1	4	.....	.....	2	2
.....	Accidental injury by cutting or piercing instruments ..M.	10	1	1	2	1	.....	.....	.....	2	2	1	.....	.....	.....	6	2	.....	2	.....	1	.....	.....	.....	2	2	3	1	.....	.....	.....	1
	Ditto ..F.	1	.....	.....	.....	.....	.....	.....	.....	.....	.....	.....	.....	1	.....	1	.....	.....	1	.....	.....	.....	.....	.....	1	.....	.....	.....	.....	.....	.....	.....
.....	Accidental injury by fall ..M.	80	2	5	2	8	9	.....	.....	7	12	18	.....	15	2	36	30	5	7	2	3	4	6	5	9	5	10	5	13	9	3	8
	,, ..F.	85	2	1	2	.....	8	.....	.....	2	7	18	.....	45	.....	33	40	9	3	.....	6	9	10	6	10	5	9	5	5	4	7	9
.....	Accidental injury by crushing ..M.	214	11	38	24	25	12	.....	3	31	31	18	.....	17	4	100	45	13	48	8	15	15	16	10	20	22	12	18	21	24	19	22
	,, ..F.	28	3	4	1	1	.....	.....	1	7	4	4	.....	3	.....	15	5	1	7	.....	4	1	2	1	.....	2	5	2	4	4	2	1
.....	Accidents due to electric currents ..M.	5	.....	1	1	.....	.....	.....	.....	2	1	.....	.....	.....	.....	5	.....	.....	.....	.....	1	.....	1	.....	.....	1	.....	.....	.....	2	.....	.....

TABLE 26.—CAUSES OF DEATH BY SEX AND AGE, VANCOUVER, BY PLACE OF RESIDENCE, 1945.

TABLE 27.—CAUSES OF DEATH FOR EACH SEX BY MARITAL STATUS, NATIVITY, AND MONTH OF DEATH, VANCOUVER, BY PLACE OF RESIDENCE, 1945.

TABLE 28.—CAUSES OF DEATH BY SEX AND AGE, VICTORIA, BY PLACE OF RESIDENCE, 1945.

TABLE 29.—CAUSES OF DEATH FOR EACH SEX BY MARITAL STATUS, NATIVITY, AND MONTH OF DEATH, VICTORIA, BY PLACE OF RESIDENCE, 1945.

Detailed information under the above headings may be secured on request, if reason sufficiently URGENT.

PROVINCIAL LIBRARY
VICTORIA, B. C.

TABLE 30.—CAUSES OF DEATH BY SEX IN CENSUS DIVISIONS

Int. List No.	CAUSES OF DEATH.	TOTAL.	Div. No. 1a.	Div. No. 1b.	Div. No. 1c.	Div. No. 2a.	Div. No. 2b.	Div. No. 2c.	Div. No. 3a.	Div. No. 3b.	Div. No. 3c.	Div. No. 4a.	Div. No. 4b.	Div. No. 5a.	Div. No. 5b.	Div. No. 5c.	Div. No. 5d.
	Deaths, all causes ..... Total	9756	26	115	60	40	140	236	310	175	59	1119	4378	1493	57	128	93
	,, ... M.	6057	19	76	40	31	87	153	199	114	38	695	2709	857	30	86	64
	,, ... F.	3699	7	39	20	9	53	83	111	61	21	424	1669	636	27	42	29
	Class I. Infectious and parasitic diseases ..... Total	727	3	3	2	2	4	19	17	8	7	62	280	73	10	10	6
	Ditto ..... M.	447	2	2	.....	2	4	13	11	4	3	39	191	42	6	5	3
	,, ... F.	280	1	1	2	.....	.....	6	6	4	4	23	89	31	4	5	3
2	Paratyphoid fever ..... M.	3	.....	.....	.....	.....	.....	.....	.....	.....	.....	1	2	.....	.....	.....	.....
5	Undulant fever ..... M.	1	.....	.....	.....	1	.....	.....	.....	.....	.....	.....	.....	.....	.....	.....	.....
6	Cerebrospinal meningitis ..... M.	1	.....	.....	.....	.....	.....	.....	.....	.....	.....	.....	.....	1	.....	.....	.....
	,, ... F.	1	.....	.....	.....	.....	.....	.....	.....	.....	.....	.....	1	.....	.....	.....	.....
8	Scarlet fever ..... M.	1	.....	.....	.....	.....	.....	.....	.....	.....	.....	.....	.....	.....	.....	.....	.....
	,, ... F.	1	.....	.....	.....	.....	.....	.....	.....	.....	.....	.....	.....	.....	.....	.....	1
9	Whooping-cough ..... M.	4	.....	.....	.....	.....	.....	.....	1	.....	.....	.....	1	.....	.....	.....	.....
	,, ... F.	4	.....	.....	.....	.....	.....	.....	1	.....	.....	.....	2	.....	.....	.....	.....
10	Diphtheria ..... M.	2	.....	.....	.....	.....	.....	.....	.....	.....	1	.....	.....	1	.....	.....	.....
11	Erysipelas ..... F.	2	.....	.....	.....	.....	.....	.....	.....	.....	.....	.....	1	.....	.....	.....	.....
12	Tetanus ..... F.	1	.....	.....	.....	.....	.....	.....	.....	.....	1	.....	.....	.....	.....	.....	.....
13–	Tuberculosis ..... M.	311	1	.....	.....	1	4	9	7	2	1	25	137	29	2	4	3
22	,, ... F.	214	1	1	2	.....	.....	4	4	3	3	19	61	26	2	4	.....
13	Tuberculosis of the respiratory system ..... M.	264	1	.....	.....	1	4	8	5	2	1	21	119	23	2	3	2
	Ditto ..... F.	173	1	1	2	.....	.....	2	4	3	3	16	49	23	1	3	.....
	(a) With mention of occupational diseases of lungs ..... M.	12	.....	.....	.....	.....	.....	3	.....	.....	.....	1	5	1	.....	.....	.....
	(b) Without mention of occupational diseases of lungs ..... M.	228	1	.....	.....	.....	4	5	4	2	.....	17	111	20	2	3	2
	Ditto ..... F.	149	1	1	2	.....	.....	2	4	3	3	14	47	22	.....	3	.....
	(c) Unspecified site ..... M.	15	.....	.....	.....	.....	.....	.....	.....	.....	.....	1	1	1	.....	.....	.....
	,, ... F.	19	.....	.....	.....	.....	.....	.....	.....	.....	.....	1	.....	1	1	.....	.....
	(d) With mention of dementia præcox ..... M.	9	.....	.....	.....	1	.....	.....	1	.....	1	2	2	1	.....	.....	.....
	Ditto ..... F.	5	.....	.....	.....	.....	.....	.....	.....	.....	.....	1	2	.....	.....	.....	.....
14	Tuberculosis of the meninges and central nervous system ..... M.	23	.....	.....	.....	.....	.....	1	.....	.....	.....	1	6	1	.....	1	1
	Ditto ..... F.	21	.....	.....	.....	.....	.....	1	.....	.....	.....	1	4	1	1	1	.....
15	Tuberculosis of the intestines and peritoneum ..... M.	2	.....	.....	.....	.....	.....	.....	.....	.....	.....	.....	1	1	.....	.....	.....
	Ditto ..... F.	4	.....	.....	.....	.....	.....	1	.....	.....	.....	1	.....	2	.....	.....	.....
16	Tuberculosis of the vertebral column M.	3	.....	.....	.....	.....	.....	.....	.....	.....	.....	.....	1	1	.....	.....	.....
	,, ... F.	3	.....	.....	.....	.....	.....	.....	.....	.....	.....	.....	1	.....	.....	.....	.....
17	Tuberculosis of other bones and joints ..... M.	1	.....	.....	.....	.....	.....	.....	.....	.....	.....	.....	.....	1	.....	.....	.....
	(a) Bones ..... M.	1	.....	.....	.....	.....	.....	.....	.....	.....	.....	.....	.....	1	.....	.....	.....
19	Tuberculosis of the lymphatic system (bronchial, mesenteric, mediastinal, and retroperitoneal glands excepted) ..... M.	1	.....	.....	.....	.....	.....	.....	.....	.....	.....	1	.....	.....	.....	.....	.....
	Ditto ..... F.	2	.....	.....	.....	.....	.....	.....	.....	.....	.....	.....	1	.....	.....	.....	.....
20	Tuberculosis of the genito-urinary system ..... M.	7	.....	.....	.....	.....	.....	.....	.....	.....	.....	1	5	1	.....	.....	.....
	Ditto ..... F.	1	.....	.....	.....	.....	.....	.....	.....	.....	.....	.....	1	.....	.....	.....	.....
21	Tuberculosis of other organs ..... M.	2	.....	.....	.....	.....	.....	.....	1	.....	.....	.....	1	.....	.....	.....	.....
22	Disseminated tuberculosis ..... M.	8	.....	.....	.....	.....	.....	.....	1	.....	.....	1	4	1	.....	.....	.....
	,, ... F.	10	.....	.....	.....	.....	.....	.....	.....	.....	.....	1	5	.....	.....	.....	.....
	(a) Acute generalized miliary ..... M.	8	.....	.....	.....	.....	.....	.....	1	.....	.....	1	4	1	.....	.....	.....
	,, ... F.	7	.....	.....	.....	.....	.....	.....	.....	.....	.....	1	5	.....	.....	.....	.....
	(b) Other and unspecified generalized ..... F.	3	.....	.....	.....	.....	.....	.....	.....	.....	.....	.....	.....	.....	.....	.....	.....
24	Purulent infection and septicæmia ..... M.	1	.....	.....	.....	.....	.....	1	.....	.....	.....	.....	.....	.....	.....	.....	.....
27	Dysentery ..... M.	4	.....	.....	.....	.....	.....	.....	.....	.....	.....	.....	.....	.....	.....	.....	.....
	,, ... F.	2	.....	.....	.....	.....	.....	.....	.....	.....	.....	.....	.....	.....	.....	.....	.....
30	Syphilis ..... M.	71	.....	1	.....	.....	.....	3	2	1	1	5	35	7	1	1	.....
	,, ... F.	14	.....	.....	.....	.....	.....	.....	.....	.....	.....	2	8	1	.....	.....	1
	(a) Locomotor ataxia (tabes dorsalis) ..... M.	10	.....	.....	.....	.....	.....	1	1	1	.....	.....	4	2	.....	.....	.....
	Ditto ..... F.	2	.....	.....	.....	.....	.....	.....	.....	.....	.....	.....	1	.....	.....	.....	1
	(b) General paralysis of the insane ..M.	17	.....	.....	.....	.....	.....	.....	1	.....	1	2	11	1	.....	.....	.....
	,, ... F.	6	.....	.....	.....	.....	.....	.....	.....	.....	.....	2	3	.....	.....	.....	.....
	(c) Other syphilis of the central nervous system ..... M.	4	.....	.....	.....	.....	.....	.....	.....	.....	.....	1	1	2	.....	.....	.....
	(d) Others under this title ..... M.	40	.....	1	.....	.....	.....	2	.....	.....	.....	2	19	2	1	1	.....
	,, ... F.	6	.....	.....	.....	.....	.....	.....	.....	.....	.....	.....	4	1	.....	.....	.....
32	Other diseases due to spirochætes ..... M.	1	.....	.....	.....	.....	.....	.....	.....	.....	.....	.....	1	.....	.....	.....	.....
	,, ... F.	1	.....	.....	.....	.....	.....	.....	.....	.....	.....	.....	.....	.....	.....	.....	.....
33	Influenza ..... M.	30	1	1	.....	.....	.....	.....	.....	1	.....	6	7	3	3	.....	.....
	,, ... F.	18	.....	.....	.....	.....	.....	1	.....	.....	.....	2	8	1	1	.....	1
	(a) With respiratory complications ...M.	17	1	1	.....	.....	.....	.....	.....	1	.....	6	4	1	2	.....	.....
	,, ... F.	10	.....	.....	.....	.....	.....	.....	.....	.....	.....	2	3	1	1	.....	1
	(b) Without respiratory complications M.	13	.....	.....	.....	.....	.....	.....	.....	.....	.....	.....	3	2	1	.....	.....
	,, ... F.	8	.....	.....	.....	.....	.....	1	.....	.....	.....	.....	5	.....	.....	.....	.....

AND BY RESIDENCE, BRITISH COLUMBIA, 1945.

Div. No. 5e.	Div. No. 5f	Div. No. 6a.	Div. No. 6b.	Div. No. 6c.	Div. No. 6d.	Div. No. 6e.	Div. No. 6f.	Div. No. 7a	Div. No. 7b.	Div. No. 7c.	Div. No. 8a.	Div. No. 8b.	Div. No. 8c.	Div. No. 8d.	Div. No. 8e.	Div. No. 8f.	Div. No. 8g.	Div. No. 9a.	Div. No. 9b.	Div. No. 9c.	Div. No. 9d.	Div. No. 9e.	Div. No. 9f.	Div. No. 10a.	Div. No. 10b.	Div. No. 10c.	Div. No. 10d.	Int. List No.
42	61	21	84	233	5	23	45	39	21	66	67	23	28	58	100	40	27	4	15	31	145	24	26	10	11	20	58	
29	35	11	51	171	2	13	29	26	16	43	48	16	14	40	56	24	18	3	5	21	95	11	20	5	7	12	38	
13	26	10	33	62	3	10	16	13	5	23	19	7	14	18	44	16	9	1	10	10	50	13	6	5	4	8	20	
12	12	1	15	21	2	7	3	7	1	6	4	3	9	5	20	8	14	.....	6	7	26	10	5	8	3	3	3	
7	4	.....	7	17	1	5	3	3	.....	4	2	2	5	2	8	3	10	.....	2	3	16	5	3	3	2	1	2	
5	8	1	8	4	1	2	.....	4	1	2	2	1	4	3	12	5	4	.....	4	4	10	5	2	5	1	2	1	
.....	.....	.....	.....	.....	.....	.....	.....	.....	.....	.....	.....	.....	.....	.....	.....	.....	.....	.....	.....	.....	.....	.....	.....	.....	.....	.....	.....	2
.....	.....	.....	.....	.....	.....	.....	.....	.....	.....	.....	.....	.....	.....	.....	.....	.....	.....	.....	.....	.....	.....	.....	.....	.....	.....	.....	.....	5
.....	.....	.....	.....	.....	.....	.....	.....	.....	.....	.....	.....	.....	.....	.....	.....	.....	.....	.....	.....	.....	.....	.....	.....	.....	.....	.....	.....	6
.....	.....	.....	.....	.....	.....	.....	.....	.....	.....	.....	.....	.....	.....	1	.....	.....	.....	.....	.....	.....	.....	.....	.....	.....	.....	.....	.....	8
1	.....	.....	1	.....	.....	.....	.....	.....	.....	.....	.....	.....	.....	.....	.....	.....	.....	.....	.....	.....	.....	.....	.....	.....	.....	.....	.....	9
.....	.....	.....	1	.....	.....	.....	.....	.....	.....	.....	.....	.....	.....	.....	.....	.....	.....	.....	.....	.....	.....	.....	.....	.....	.....	.....	.....	10
.....	.....	.....	.....	.....	.....	.....	.....	.....	.....	.....	.....	.....	.....	.....	.....	.....	.....	.....	.....	.....	.....	.....	.....	.....	.....	.....	.....	11
.....	.....	.....	1	.....	.....	.....	.....	.....	.....	.....	.....	.....	.....	.....	.....	.....	.....	.....	.....	.....	.....	.....	.....	.....	.....	.....	.....	12
3	3	.....	6	11	1	5	2	3	.....	3	1	1	4	1	4	3	9	.....	2	3	13	2	1	1	2	1	1	13–
5	6	1	5	3	1	.....	.....	4	1	1	1	1	4	3	10	5	3	.....	4	3	9	5	2	3	1	2	1	22
2	2	.....	5	11	1	4	2	2	.....	2	1	1	4	.....	4	3	9	.....	1	3	8	2	1	1	1	1	1	13
3	6	1	4	3	1	.....	.....	3	1	1	1	1	4	3	5	4	2	.....	3	3	6	3	2	2	1	1	1	
.....	.....	.....	.....	.....	.....	.....	1	.....	.....	.....	.....	.....	.....	.....	.....	.....	.....	.....	.....	1	.....	.....	.....	.....	.....	.....	.....	13a
2	2	.....	5	10	1	4	1	2	.....	2	1	1	4	.....	4	1	2	.....	1	1	8	1	1	1	.....	1	1	13b
1	6	1	4	3	1	.....	.....	2	.....	1	1	1	3	1	4	2	1	.....	3	.....	4	3	2	1	1	.....	1	
.....	.....	.....	.....	.....	.....	.....	.....	.....	.....	.....	.....	.....	.....	.....	.....	2	7	.....	.....	1	.....	1	.....	.....	1	.....	.....	13c
2	.....	.....	.....	.....	.....	.....	.....	1	1	.....	.....	.....	1	1	.....	2	1	.....	.....	3	2	.....	.....	1	.....	1	.....	
.....	.....	.....	.....	1	.....	.....	.....	.....	.....	.....	.....	.....	.....	.....	.....	.....	.....	.....	.....	.....	.....	.....	.....	.....	.....	.....	.....	13d
.....	.....	.....	.....	.....	.....	.....	.....	.....	.....	.....	.....	.....	.....	1	1	.....	.....	.....	.....	.....	.....	.....	.....	.....	.....	.....	.....	
1	.....	.....	1	.....	.....	1	.....	.....	.....	1	.....	.....	.....	1	.....	.....	.....	.....	1	.....	5	.....	.....	.....	1	.....	.....	14
1	.....	.....	.....	.....	.....	.....	.....	1	.....	.....	.....	.....	.....	.....	3	.....	1	.....	1	.....	2	2	.....	.....	.....	1	.....	
.....	.....	.....	.....	.....	.....	.....	.....	.....	.....	.....	.....	.....	.....	.....	.....	.....	.....	.....	.....	.....	.....	.....	.....	.....	.....	.....	.....	15
.....	1	.....	.....	.....	.....	.....	.....	.....	.....	.....	.....	.....	.....	.....	.....	.....	.....	.....	.....	.....	.....	.....	.....	.....	.....	.....	.....	16
1	.....	.....	.....	.....	.....	.....	.....	.....	.....	.....	.....	.....	.....	.....	1	.....	.....	.....	.....	.....	.....	.....	.....	.....	.....	.....	.....	
.....	.....	.....	.....	.....	.....	.....	.....	.....	.....	.....	.....	.....	.....	.....	.....	.....	.....	.....	.....	.....	.....	.....	.....	.....	.....	.....	.....	17
.....	.....	.....	.....	.....	.....	.....	.....	.....	.....	.....	.....	.....	.....	.....	.....	.....	.....	.....	.....	.....	.....	.....	.....	.....	.....	.....	.....	17a
.....	.....	.....	.....	.....	.....	.....	.....	.....	.....	.....	.....	.....	.....	.....	1	.....	.....	.....	.....	.....	.....	.....	.....	.....	.....	.....	.....	19
.....	.....	.....	.....	.....	.....	.....	.....	.....	.....	.....	.....	.....	.....	.....	.....	.....	.....	.....	.....	.....	.....	.....	.....	.....	.....	.....	.....	20
.....	.....	.....	.....	.....	.....	.....	.....	.....	.....	.....	.....	.....	.....	.....	.....	.....	.....	.....	.....	.....	.....	.....	.....	.....	.....	.....	.....	21
.....	.....	.....	.....	.....	.....	.....	.....	1	.....	.....	.....	.....	.....	.....	.....	.....	.....	.....	.....	.....	.....	.....	.....	.....	.....	.....	.....	22
.....	.....	.....	1	.....	.....	.....	.....	.....	.....	.....	.....	.....	.....	.....	.....	1	.....	.....	.....	.....	1	.....	.....	1	.....	.....	.....	
.....	.....	.....	.....	.....	.....	.....	.....	1	.....	.....	.....	.....	.....	.....	.....	.....	.....	.....	.....	.....	.....	.....	.....	.....	.....	.....	.....	22a
.....	.....	.....	.....	.....	.....	.....	.....	.....	.....	.....	.....	.....	.....	.....	.....	1	.....	.....	.....	.....	.....	.....	.....	.....	.....	.....	.....	
.....	.....	.....	1	.....	.....	.....	.....	.....	.....	.....	.....	.....	.....	.....	.....	.....	.....	.....	.....	.....	1	.....	.....	1	.....	.....	.....	22b
.....	.....	.....	.....	.....	.....	.....	.....	.....	.....	.....	.....	.....	.....	.....	.....	.....	.....	.....	.....	.....	.....	.....	.....	.....	.....	.....	.....	24
.....	.....	.....	.....	.....	.....	.....	.....	.....	.....	.....	.....	.....	1	.....	.....	.....	.....	.....	.....	.....	.....	1	.....	2	.....	.....	.....	27
.....	.....	.....	.....	.....	.....	.....	.....	.....	.....	.....	.....	.....	.....	.....	.....	.....	.....	.....	.....	.....	.....	.....	.....	2	.....	.....	.....	
2	.....	.....	.....	5	.....	.....	1	.....	.....	.....	.....	1	.....	.....	.....	.....	.....	.....	.....	.....	3	.....	2	.....	.....	.....	.....	30
.....	1	.....	.....	.....	.....	.....	.....	.....	.....	.....	1	.....	.....	.....	.....	.....	.....	.....	.....	.....	.....	.....	.....	.....	.....	.....	.....	
.....	.....	.....	.....	.....	.....	.....	1	.....	.....	.....	.....	.....	.....	.....	.....	.....	.....	.....	.....	.....	.....	.....	.....	.....	.....	.....	.....	30a
.....	.....	.....	.....	.....	.....	.....	.....	.....	.....	.....	.....	.....	.....	.....	.....	.....	.....	.....	.....	.....	1	.....	.....	.....	.....	.....	.....	30b
.....	1	.....	.....	.....	.....	.....	.....	.....	.....	.....	.....	.....	.....	.....	.....	.....	.....	.....	.....	.....	.....	.....	.....	.....	.....	.....	.....	
.....	.....	.....	.....	.....	.....	.....	.....	.....	.....	.....	.....	.....	.....	.....	.....	.....	.....	.....	.....	.....	.....	.....	.....	.....	.....	.....	.....	30c
2	.....	.....	.....	5	.....	.....	.....	.....	.....	.....	.....	1	.....	.....	.....	.....	.....	.....	.....	.....	2	.....	2	.....	.....	.....	.....	30d
.....	.....	.....	.....	.....	.....	.....	.....	.....	.....	.....	1	.....	.....	.....	.....	.....	.....	.....	.....	.....	.....	.....	.....	.....	.....	.....	.....	
.....	.....	.....	.....	.....	.....	.....	.....	.....	.....	.....	.....	.....	.....	.....	.....	.....	.....	.....	.....	.....	.....	.....	.....	.....	.....	.....	.....	32
.....	1	.....	.....	.....	.....	.....	.....	.....	.....	.....	.....	.....	.....	.....	.....	.....	.....	.....	.....	.....	.....	.....	.....	.....	.....	.....	.....	
.....	1	.....	.....	.....	.....	.....	.....	.....	.....	.....	1	.....	.....	.....	4	.....	1	.....	.....	.....	.....	.....	.....	.....	.....	.....	1	33
.....	.....	.....	1	.....	.....	.....	.....	.....	.....	.....	.....	.....	.....	.....	2	.....	.....	.....	.....	.....	1	.....	.....	.....	.....	.....	.....	
.....	1	.....	.....	.....	.....	.....	.....	.....	.....	.....	.....	.....	.....	.....	.....	.....	.....	.....	.....	.....	.....	.....	.....	.....	.....	.....	.....	33a
.....	.....	.....	1	.....	.....	.....	.....	.....	.....	.....	.....	.....	.....	.....	.....	.....	.....	.....	.....	.....	1	.....	.....	.....	.....	.....	.....	
.....	.....	.....	.....	.....	.....	.....	.....	.....	.....	.....	1	.....	.....	.....	4	.....	1	.....	.....	.....	.....	.....	.....	.....	.....	.....	1	33b
.....	.....	.....	.....	.....	.....	.....	.....	.....	.....	.....	.....	.....	.....	.....	2	.....	.....	.....	.....	.....	.....	.....	.....	.....	.....	.....	.....	

TABLE 30.—CAUSES OF DEATH BY SEX IN CENSUS DIVISIONS

Int. List No.	CAUSES OF DEATH.		TOTAL.	Div. No. 1a.	Div. No. 1b.	Div. No. 1c.	Div. No. 2a.	Div. No. 2b.	Div. No. 2c.	Div. No. 3a.	Div. No. 3b.	Div. No. 3c.	Div. No. 4a.	Div. No. 4b.	Div. No. 5a.	Div. No. 5b.	Div. No. 5c.	Div. No. 5d.
35	Measles	M.	10							1			1	3				
	,,	F.	11							1				3			1	
36	Acute poliomyelitis and polioencephalitis	F.	1													1		
37	Acute infectious encephalitis	M.	2											2				
44	Other infectious and parasitic diseases	M.	5										1	3	1			
	,,	F.	10						1		1			5	3			
	(b) Lymphogranulomatosis (Hodgkin's disease)	M.	5										1	3	1			
	Ditto	F.	9						1		1			5	2			
	(c) Mumps	F.	1												1			
	Class II. Cancer and other tumours	Total	1438	2	15	7	4	19	47	35	14	5	147	724	251	8	20	12
	,,	M.	816	2	7	6	2	13	29	20	8	4	82	408	128	7	11	10
	,,	F.	622		8	1	2	6	18	15	6	1	65	316	123	1	9	2
45–55	Cancer and other malignant tumours	M.	805	2	7	6	2	13	28	20	8	4	81	400	128	7	10	10
	,,	F.	602		8	1	2	6	18	15	5	1	63	303	121	1	9	2
45	Cancer of the buccal cavity and pharynx	M.	42			1			2	1	1		3	20	7	1	1	
	Ditto	F.	8										1	5	2			
46	Cancer of the digestive organs and peritoneum	M.	463	2	6	4	2	5	19	13	5	2	48	228	75	2	5	6
	Ditto	F.	241		2		1	1	9	5	2		25	121	50		4	1
	(a) Œsophagus	M.	28	1		1			1				1	15	7			
	,,	F.	9							1			1	3	4			
	(b) Stomach	M.	197	1	2	1	2	4	15	9	1	1	22	88	22		1	2
	,,	F.	79						3		1		8	38	21		2	
	(c) Duodenum	M.	3											2	1			
	(d) Rectum and anus	M.	69		2	1					2		5	40	14	1	2	
	,,	F.	24							1			4	15	2			
	(e) Intestines	M.	83			1		1	2	1	1	1	9	41	15		1	3
	,,	F.	81		2		1		4	2	1		8	41	14		1	
	(f) Liver and biliary passages	M.	35		1				1	1	1		4	19	5			1
	,,	F.	31					1	1				3	16	6		1	1
	(g) Pancreas	M.	42		1					2			7	19	10		1	
	,,	F.	15						1	1			1	7	3			
	(h) Mesentery and peritoneum	M.	6											4	1	1		
	,,	F.	2											1				
47	Cancer of the respiratory system	M.	85					5	1			1	5	47	12	2	1	2
	,,	F.	19		2				1	1				9	4			
	(a) Larynx	M.	6						1				1	4				
	(b) Lung	M.	48					3				1	2	24	9	1		2
	,,	F.	8		2				1	1				2	1			
	(c) Mediastinum and other sites	M.	31					2					2	19	3	1	1	
	,,	F.	11											7	3			
48	Cancer of the uterus	F.	84		1		1	4	1	2		1	11	46	8	1	2	
	(a) Cervix	F.	43		1		1	2	1	1			3	24	5		1	
	(b) Other and unspecified sites	F.	41					2		1		1	8	22	3	1	1	
49	Cancer of other female organs	F.	45						1	2	2		1	20	15		1	
50	Cancer of the breast	M.	2										1					
	,,	F.	123		2	1		1	5	2	1		12	58	32		1	1
51	Cancer of the male genital organs	M.	73			1		1	1	3	2		6	31	17	2	1	
52	Cancer of the urinary organs	M.	53					1	2	2		1	5	26	6			1
	,,	F.	20						1	2			2	14	1			
	(a) Kidney	M.	25					1	2			1	2	13	2			
	,,	F.	6							1			1	3	1			
	(b) Bladder	M.	28							2			3	10				
	,,	F.	13						1	1			1	10				
	(c) Other and unspecified	F.	1											1				
53	Cancer of the skin	M.	13					1	1				3	5	1			
	,,	F.	7		1								1	4				
54	Cancer of the brain	M.	27		1				1				4	18	1			
	,,	F.	14										2	11	1			
55	Cancer of other and unspecified organs	M.	47						1	1			6	25	9		2	1
	Ditto	F.	41							1			8	15	8		1	
56	Non-malignant tumours	M.	7						1					6				
	,,	F.	17								1		2	11	2			
	(a) Ovary	F.	7										1	5				
	(b) Uterus	F.	6								1		1	3	1			
	(d) Brain and other parts of the central nervous system	M.	7						1					6				
	Ditto	F.	1												1			
	(e) Other and unspecified organs	F.	3											3				
57	Tumours of undetermined nature	M.	4										1	2			1	
	,,	F.	3											2				
	(d) Brain and other parts of the central nervous system	M.	4										1	2			1	
	Ditto	F.	2											1				
	(e) Other and unspecified organs	F.	1											1				

AND BY RESIDENCE, BRITISH COLUMBIA, 1945—*Continued.*

Div. No. 5e.	Div. No. 5f.	Div. No. 6a.	Div. No. 6b.	Div. No. 6c.	Div. No. 6d.	Div. No. 6e.	Div. No. 6f.	Div. No. 7a.	Div. No. 7b.	Div. No. 7c.	Div. No. 8a.	Div. No. 8b	Div. No. 8c	Div. No. 8d.	Div. No. 8e.	Div. No. 8f.	Div. No. 8g.	Div. No. 9a.	Div. No. 9b.	Div. No. 9c.	Div. No. 9d.	Div. No. 9e.	Div. No. 9f.	Div. No. 10a.	Div. No. 10b.	Div. No. 10c.	Div. No. 10d.	Int. List No.
1				1						1												2						35
				1		2				1							1			1								
																												36
																												37
																												44
																												44b
																												44c
1	5	1	10	30		2	3	5	4	12	11	3	2	4	7	4				1	10		1		1	2	9	
	3	1	8	18		1	1	3	2	7	7	2	1	4	4	3					6		1			1	6	
1	2		2	12		1	2	2	2	5	4	1	1		3	1				1	4				1	1	3	
	3	1	8	18		1	1	3	2	7	7	2	1	4	4	3					6		1			1	6	45–
1	2		2	12		1	2	2	2	5	4	1	1		2	1					4				1	1	3	55
				1				1		1					1						1							45
	2		5	11			1	2	1	1	4			1	2	1					4					1	5	46
	1		1	7			1		1	4					2	1											2	
				1				1																				46a
	2		3	6				1	1	1	3			1	2						3						3	46b
				2						2					2													
																												46c
				1																						1		46d
										1																	1	
			2	2			1				1										1							46e
			1	3			1			1																	1	
				1												1												46f
									1							1												
																											2	46g
				2																								
																												46h
	1																											
			1	1					1	1		1		1	1	1					1							47
				1									1															
																												47a
			1	1					1	1					1						1							47b
													1															
												1		1		1												47c
				1																								
	1			1		1		1			1																1	48
				1				1			1																1	48a
	1					1																						48b
										1											2							49
		1																										50
				3			1				1	1									1							
	1			2		1				1		1		1		1												51
			1	3						2	1			1													1	52
				1						1				1													1	52a
			1	2						1	1																	52b
																												52c
			1								1																	53
			1																									
										1			1															54
											1																	55
1								1	1		2										1				1	1		
															1													56
															1													56a
																												56b
																												56d
																												56e
																												57
																				1								57d
																				1								57e

TABLE 30.—CAUSES OF DEATH BY SEX IN CENSUS DIVISIONS

Int. List No.	CAUSES OF DEATH.	TOTAL.	Div. No. 1a.	Div. No. 1b.	Div. No. 1c.	Div. No. 2a.	Div. No. 2b.	Div. No. 2c.	Div. No. 3a.	Div. No. 3b.	Div. No. 3c.	Div. No. 4a.	Div. No. 4b.	Div. No. 5a.	Div. No. 5b.	Div. No. 5c.	Div. No. 5d.
	Class III. Rheumatism, diseases of nutrition and of the endocrine glands, other general and vitamin deficiency diseases ....Total	294	1	5	1	1	4	4	14	6	4	43	128	41	2	8	1
	Ditto ....M.	132		3	1	1	1	3	9	2	3	18	56	13		4	1
	,, ...F.	162	1	2			3	1	5	4	1	25	72	28	2	4	
58	Acute rheumatic fever ....M.	6							2				1	2			
	,, ...F.	4							1				3				
	(a) Acute rheumatic heart conditions M.	5							2				1	2			
	,, ...F.	2											2				
	(b) Others under this title ....M.	1															
	,, ...F.	2							1				1				
59	Chronic rheumatism and other rheumatic diseases ....M.	11									1	2	3	3		1	
	Ditto ....F.	3															
61	Diabetes mellitus ....M.	80		1	1	1	1	2	7	2	2	8	36	6		1	1
	,, ...F.	99	1	2			1		3	2		23	43	16	1	2	
62	Diseases of the pituitary gland ....M.	1											1				
63	Diseases of the thyroid and parathyroid glands ....M.	9						1				4	2	1		1	
	Ditto ....F.	31					2		1	1	1	2	12	7	1	2	
	(a) Simple goitre ....F.	1														1	
	(b) Exophthalmic goitre ....M.	8						1				3	2	1		1	
	,, ...F.	26					2		1		1	1	11	6	1	1	
	(c) Myxœdema and cretinism ....F.	2								1		1					
	(d) Others under this title ....M.	1										1					
	,, ...F.	2											1	1			
64	Diseases of the thymus gland ....M.	18										4	9	1		1	
	,, ...F.	19						1		1			9	4			
65	Diseases of the adrenal glands (Addison's disease) ....M.	4		2									2				
	Ditto ....F.	4											3	1			
66	Other general diseases ....F.	1											1				
	(b) Others under this title ....F.	1											1				
67	Scurvy ....M.	1															
68	Beriberi ....M.	1											1				
	,, ...F.	1											1				
69	Pellagra ....M.	1											1				
	Class IV. Diseases of the blood and blood-forming organs ....Total	55					3		1		1	9	25	7		1	1
	Ditto ....M.	40					2		1		1	4	18	7		1	1
	,, ...F.	15					1					5	7				
72	Hæmorrhagic conditions ....M.	3										2	1				
	(a) Primary purpura ....M.	3										2	1				
73	Anæmias ....M.	9									1	1	4	3			
	,, ...F.	6										1	4				
	(a) Pernicious anæmia ....M.	5										1	3	1			
	,, ...F.	4										1	2				
	(b) Others under this title ....M.	4									1		1	2			
	,, ...F.	2											2				
74	Leukæmias and aleukæmias ....M.	27					2		1			1	13	4		1	1
	,, ...F.	5					1					3	1				
	(a) Leukæmias ....M.	27					2		1			1	13	4		1	1
	,, ...F.	5					1					3	1				
75	Diseases of the spleen ....M.	1															
	,, ...F.	2										1	1				
76	Other diseases of the blood and blood-forming organs ....F.	2											1				
	Class V. Chronic poisoning and intoxication ....Total	7					1						3				
	Ditto ....M.	6					1						3				
	,, ...F.	1															
77	Alcoholism ....M.	4											3				
	,, ...F.	1											1				
	(a) Acute alcoholism ....M.	1											1				
	(b) Chronic alcoholism ....M.	1											1				
	(c) Others under this title ....M.	2											1				
	,, ...F.	1															
78	Lead poisoning ....M.	1					1										
	(b) Non-occupational ....M.	1					1										
79	Chronic poisoning by other mineral and organic substances ....M.	1															
	(b) Non-occupational ....M.	1															
	Class VI. Diseases of the nervous system and sense organs ....Total	888	3	8	5	4	15	22	24	25	4	104	415	146	8	11	7
	Ditto ....M.	454	1	3	2	3	8	8	11	15	3	46	218	69	3	2	4
	,, ...F.	434	2	5	3	1	7	14	13	10	1	58	197	77	5	9	3

AND BY RESIDENCE, BRITISH COLUMBIA, 1945—*Continued.*

Div. No. 5e.	Div. No. 5f.	Div. No. 6a.	Div. No. 6b.	Div. No. 6c.	Div. No. 6d.	Div. No. 6e.	Div. No. 6f.	Div. No. 7a.	Div. No. 7b.	Div. No. 7c.	Div. No. 8a.	Div. No. 8b.	Div. No. 8c.	Div. No. 8d.	Div. No. 8e.	Div. No. 8f.	Div. No. 8g.	Div. No. 9a.	Div. No. 9b.	Div. No. 9c.	Div. No. 9d.	Div. No. 9e.	Div. No. 9f.	Div. No. 10a.	Div. No. 10b.	Div. No. 10c.	Div. No. 10d.	Int. List No.
1	1		4	8				2		2	3			1		1					5	1	1			1		
	1		3	3				2		1	1					1					3	1	1					
1			1	5						1	2			1							2					1		
																					1							58
																												58a
																					1							58b
				1																								59
				2																	1							
	1		3	2				2		1	1										1							61
				3						1	1																	
																												62
			1																							1		63
																												63a
			1																							1		63b
																												63c
																												63d
1											1			1		1					1		1					64
																					1							
																												65
																												66
																												66b
																						1						67
																												68
																												69
	1			2							1										2	1						
				2							1										1	1						
	1																				1							
																												72
																												72a
	1																											73
																												73a
	1																											
																												73b
				2																	1	1						74
				2																	1	1						74a
											1																	75
																					1							76
	1			1								1																
	1											1																
				1																								
	1																											77
				1																								77a
																												77b
	1																											77c
				1																								78
																												78b
												1																79
												1																79b
4	8	3	6	22		1	4	1	2	3	3		1	4	5		2			1	11	1	3				2	
4	4	1	2	20		1	1	1	1	1	3			3	3		1			1	7		3				1	
	4	2	4	2			3		1	2			1	1	2		1				4	1					1	

TABLE 30.—CAUSES OF DEATH BY SEX IN CENSUS DIVISIONS

Int. List No.	CAUSES OF DEATH.	TOTAL.	Div. No. 1a.	Div. No. 1b.	Div. No. 1c.	Div. No. 2a.	Div. No. 2b.	Div. No. 2c.	Div. No. 3a.	Div. No. 3b.	Div. No. 3c.	Div. No. 4a.	Div. No. 4b.	Div. No. 5a.	Div. No. 5b.	Div. No. 5c.	Div. No. 5d.
80	Encephalitis (non-epidemic) ..... M.	5												1	1		
	" ..... F.	2								1				1			
	(a) Intracranial abscess ..... M.	2															
	(b) Others under this title ..... M.	3												1	1		
	" ..... F.	2								1				1			
81	Meningitis (non-meningococcal) ..... M.	5											5				
	" ..... F.	6											1				
	(a) Simple meningitis ..... M.	4											4				
	" ..... F.	6											1				
	(b) Acute cerebrospinal meningitis... M.	1											1				
82	Diseases of the medulla and spinal cord ..... M.	12						1				3	5	2			
	Ditto ..... F.	7					1					1	4	1			
83	Intracranial lesions of vascular origin.. M.	379		2	2	3	5	7	11	14	3	39	181	58	2	1	4
	" ..... F.	379	2	5	3	1	5	14	12	9	1	51	170	67	5	8	3
	(a) Cerebral hæmorrhage or effusion ..... M.	155		1		1	3	2	3	5	2	20	69	21			2
	Ditto ..... F.	171		1			3	7	7	4	1	27	65	35	1	5	1
	(b) Cerebral embolism and thrombosis ..... M.	17						1				1	10	3		1	
	Ditto ..... F.	10						2				1	5	2			
	(c) Cerebral softening ..... M.	2							1				1				
	(d) Hemiplegia and other paralysis of unspecified origin ..... M.	10									1	1	3	1			
	Ditto ..... F.	6										1	2				
	(e) With mention of arteriosclerosis ..... M.	195		1	2	2	2	4	7	9		17	98	33	2		2
	Ditto ..... F.	192	2	4	3	1	2	5	5	5		22	98	30	4	3	2
84	Mental disorders and deficiency (general paralysis of the insane excepted) ..... M.	9										1	3	4			
	Ditto ..... F.	6										3	2				
	(a) Schizophrenia (dementia præcox) ..... M.	3											2	1			
	(b) Others under this title ..... M.	6										1	1	3			
	" ..... F.	6										3	2				
85	Epilepsy ..... M.	4											2			1	
	" ..... F.	4					1		1				1	1			
86	Convulsions (under 5 years of age) .... M.	2					1										
87	Other diseases of the nervous system ... M.	29					1			1		3	18	4			
	" ..... F.	24										2	17	4		1	
	(c) Paralysis agitans ..... M.	8					1			1		2	2	2			
	" ..... F.	3											3				
	(d) Disseminated sclerosis ..... M.	18										1	13	2			
	" ..... F.	18										2	11	4		1	
	(e) Others under this title ..... M.	3											3				
	" ..... F.	3											3				
88	Diseases of organs of vision ..... M.	4											4				
	" ..... F.	1											1				
89	Diseases of the ear and of the mastoid process ..... M.	5	1	1			1										
	Ditto ..... F.	5										1	1	3			
	(a) Otitis and other diseases of the ear ..... M.	4	1	1			1										
	Ditto ..... F.	4										1	1	2			
	(b) Diseases of the mastoid process.. M.	1															
	" ..... F.	1												1			
	Class VII. Diseases of the circulatory system ..... Total	3190	8	37	22	14	42	74	100	49	19	341	1510	602	15	31	32
	Ditto ..... M.	2086	8	28	14	10	25	55	68	37	12	231	969	358	9	24	23
	" ..... F.	1104		9	8	4	17	19	32	12	7	110	541	244	6	7	9
90–95	Diseases of the heart ..... M.	1983	8	26	14	9	22	51	64	33	12	224	926	339	8	23	22
	" ..... F.	1036		9	8	4	16	18	30	12	6	104	507	230	6	7	8
90	Pericarditis (acute rheumatic excluded) ..... M.	4										1					
	" ..... F.	1												1			
	(b) Others under this title ..... M.	4										1					
	" ..... F.	1												1			
91	Acute endocarditis (non-rheumatic) .. M.	9								2		1	4				
	" ..... F.	8								1		3	1	2			
	(a) Bacterial endocarditis (acute, subacute, or unspecified) ..... M.	7								1		1	4				
	Ditto ..... F.	6								1		3		2			
	(b) Other acute or subacute endocarditis ..... M.	1								1							
	(c) Endocarditis (not specified under 45 years) ..... M.	1															
	Ditto ..... F.	2											1				
92	Chronic affections of the valves and endocardium ..... M.	164	1	1	1	1	1	5	5	2	1	16	83	27	1		1
	Ditto ..... F.	101					1		2			12	59	15		1	

AND BY RESIDENCE, BRITISH COLUMBIA, 1945—*Continued.*

Div. No. 5e.	Div. No. 5f.	Div. No. 6a.	Div. No. 6b.	Div. No. 6c.	Div. No. 6d.	Div. No. 6e.	Div. No. 6f.	Div. No. 7a.	Div. No. 7b.	Div. No. 7c.	Div. No. 8a.	Div. No. 8b.	Div. No. 8c.	Div. No. 8d.	Div. No. 8e.	Div. No. 8f.	Div. No. 8g.	Div. No. 9a.	Div. No. 9b.	Div. No. 9c.	Div. No. 9d.	Div. No. 9e.	Div. No. 9f.	Div. No. 10a.	Div. No. 10b.	Div. No. 10c.	Div. No. 10d.	Int. List No.
1				1																			1					80
				1																			1					80a
1																												80b
																												81
	1						1														2	1						
																												81a
	1						1														2	1						
																												81b
														1														82
3	3	1		17		1		1	1	1	3			2	3		1			1	6		2				1	83
	3	2	4	2			2		1	2			1		2		1				2						1	
1	1	1		8				1	1		2			1	1		1			1	5		1				1	83a
	2	1	2	1			2								2		1				2						1	
																					1							83b
																												83c
	1			1											1								1					83d
	1	1		1																								
2	1			8		1				1	1			1	1													83e
			2						1	2			1															
																												84
			1											1														
																												84a
			1																									84b
														1														
			1																									85
																					1							86
	1			1																								87
																												87c
	1			1																								87d
																												87e
																												88
				1			1																					89
							1																					89a
				1																								89b
7	8	6	23	61	1	2	9	12	4	18	15	7	1	20	12	8	2		2	4	40	2	5			6	19	
5	7	3	17	47	1	1	6	8	4	11	11	6	1	15	11	5	2			3	31	1	3			4	12	
2	1	3	6	14		1	3	4		7	4	1		5	1	3			2	1	9	1	2			2	7	
5	7	3	16	40	1	1	4	8	4	11	11	6	1	15	11	5	2			3	30	1	3			4	10	90–95
2	1	2	6	11		1	3	4		6	4	1		4	1	3			2	1	8	1	2			2	6	
								1													2							90
								1													2							90b
								2																				91
																1												
								1																				91a
																												91b
								1																				91c
																1												
			1	4				2		1	1	1			2		2			1	1		1				1	92
1			2	2		1				1				2							1						1	

TABLE 30.—CAUSES OF DEATH BY SEX IN CENSUS DIVISIONS

Int. List No.	CAUSES OF DEATH.	TOTAL.	Div. No. 1a.	Div. No. 1b.	Div. No. 1c.	Div. No. 2a.	Div. No. 2b.	Div. No. 2c.	Div. No. 3a.	Div. No. 3b.	Div. No. 3c.	Div. No. 4a.	Div. No. 4b.	Div. No. 5a.	Div. No. 5b.	Div. No. 5c.	Div. No. 5d.
	Diseases of the heart—*Continued.*																
	Chronic affections of the valves and endocardium—*Continued.*																
	(a) Specified valvular diseases (rheumatic) ....M.	59	.....	.....	1	.....	.....	1	1	2	1	2	41	4	.....	.....	.....
	Ditto ....F.	45	.....	.....	.....	.....	.....	.....	2	.....	.....	3	31	3	.....	1	.....
	(b) Other specified valvular diseases (non-rheumatic) ....M.	85	1	.....	.....	1	1	3	4	.....	.....	10	36	19	1	.....	1
	Ditto ....F.	53	.....	.....	.....	.....	1	.....	.....	.....	.....	9	26	11	.....	.....	.....
	(c) Unspecified valvular lesions and endocarditis ....M.	20	.....	1	.....	.....	.....	1	.....	.....	.....	4	6	4	.....	.....	.....
	Ditto ....F.	3	.....	.....	.....	.....	.....	.....	.....	.....	.....	.....	2	1	.....	.....	.....
93	Diseases of the myocardium ....M.	1188	3	8	8	5	7	30	42	21	7	140	586	212	4	9	6
	,, ...F.	682	.....	3	5	2	8	15	26	7	4	71	340	158	4	3	6
	(a) Acute myocarditis ....M.	10	.....	.....	.....	.....	.....	.....	.....	.....	.....	3	2	4	.....	.....	.....
	,, ...F.	11	.....	.....	.....	.....	.....	1	1	.....	.....	1	7	.....	1	.....	.....
	(b) Myocarditis (not specified under 45 years) ....M.	4	.....	.....	.....	.....	.....	.....	.....	.....	.....	.....	.....	4	.....	.....	.....
	Ditto ....F.	1	.....	.....	.....	.....	.....	.....	.....	.....	.....	.....	.....	1	.....	.....	.....
	(c) Chronic myocarditis and myocardial degeneration (rheumatic) ....M.	22	.....	1	1	.....	.....	1	1	1	.....	.....	8	5	.....	.....	.....
	Ditto ....F.	27	.....	.....	.....	.....	1	1	3	.....	1	2	9	9	.....	.....	.....
	(d) Chronic myocarditis (non-rheumatic) ....M.	999	3	5	7	5	5	26	38	18	3	119	546	119	3	9	5
	Ditto ....F.	560	.....	3	5	2	7	12	21	7	3	58	293	113	3	2	6
	(e) Other myocarditis (not specified) ....M.	153	.....	2	.....	.....	2	3	3	2	4	18	30	80	1	.....	1
	Ditto ....F.	83	.....	.....	.....	.....	.....	1	1	.....	.....	10	31	35	.....	1	.....
94	Diseases of the coronary arteries and angina pectoris ....M.	577	4	14	4	3	14	13	13	8	2	60	241	97	3	12	14
	Ditto ....F.	212	.....	4	2	2	7	2	2	3	2	16	99	44	2	2	2
	(a) Diseases of the coronary arteries ....M.	561	4	12	4	3	13	13	13	8	2	60	238	95	3	10	14
	Ditto ....F.	203	.....	4	2	2	7	2	2	2	2	15	96	44	1	2	2
	(b) Angina pectoris ....M.	16	.....	2	.....	.....	1	.....	.....	.....	.....	.....	3	2	.....	2	.....
	,, ...F.	9	.....	.....	.....	.....	.....	.....	.....	1	.....	1	3	.....	1	.....	.....
95	Other diseases of the heart....M.	41	.....	3	1	.....	.....	3	4	.....	2	6	12	3	.....	2	1
	,, ...F.	32	.....	2	1	.....	.....	1	.....	1	.....	2	8	10	.....	1	.....
	(a) Functional diseases of the heart (no organic lesion) ....M.	2	.....	.....	.....	.....	.....	.....	.....	.....	.....	.....	2	.....	.....	.....	.....
	Ditto ....F.	7	.....	.....	.....	.....	.....	.....	.....	.....	.....	.....	1	6	.....	.....	.....
	(b) Other diseases of the heart (rheumatic) ....M.	5	.....	.....	.....	.....	.....	1	1	.....	.....	.....	1	.....	.....	1	.....
	Ditto ....F.	13	.....	.....	.....	.....	.....	.....	.....	.....	.....	1	6	3	.....	.....	.....
	(c) Other diseases of the heart (non-rheumatic) ....M.	34	.....	3	1	.....	.....	2	3	.....	2	6	9	3	.....	1	1
	Ditto ....F.	12	.....	2	1	.....	.....	1	.....	1	.....	1	1	1	.....	1	.....
96	Aneurism (heart and aorta excepted) ..M.	15	.....	.....	.....	.....	.....	.....	.....	.....	.....	.....	10	4	.....	.....	1
	,, ...F.	7	.....	.....	.....	.....	.....	.....	.....	.....	.....	1	6	.....	.....	.....	.....
97	Arteriosclerosis (coronary or renal sclerosis or cerebral hæmorrhage excepted) M.	61	.....	2	.....	1	1	3	1	3	.....	4	25	11	1	1	.....
	Ditto ....F.	47	.....	.....	.....	.....	1	.....	.....	.....	1	4	23	12	.....	.....	1
98	Gangrene ....M.	3	.....	.....	.....	.....	1	.....	1	.....	.....	.....	.....	.....	.....	.....	.....
99	Other diseases of the arteries....M.	7	.....	.....	.....	.....	1	.....	.....	1	.....	1	1	1	.....	.....	.....
	,, ...F.	2	.....	.....	.....	.....	.....	.....	.....	.....	.....	.....	2	.....	.....	.....	.....
100	Diseases of the veins....M.	9	.....	.....	.....	.....	.....	.....	2	.....	.....	1	3	2	.....	.....	.....
	,, ...F.	7	.....	.....	.....	.....	.....	1	1	.....	.....	1	1	2	.....	.....	.....
101	Diseases of the lymphatic system....F.	1	.....	.....	.....	.....	.....	.....	1	.....	.....	.....	.....	.....	.....	.....	.....
102	High blood-pressure (idiopathic) ....M.	7	.....	.....	.....	.....	.....	1	.....	.....	.....	1	3	1	.....	.....	.....
	,, ...F.	3	.....	.....	.....	.....	.....	.....	.....	.....	.....	.....	2	.....	.....	.....	.....
103	Other diseases of the circulatory system ....M.	1	.....	.....	.....	.....	.....	.....	.....	.....	.....	.....	1	.....	.....	.....	.....
	Ditto ....F.	1	.....	.....	.....	.....	.....	.....	.....	.....	.....	.....	.....	.....	.....	.....	.....
	Class VIII. Diseases of the respiratory system ....Total	473	1	9	3	2	8	6	15	9	1	48	198	58	4	5	4
	Ditto ....M.	299	1	8	3	2	5	4	8	7	1	32	123	36	1	4	2
	,, ...F.	174	.....	1	.....	.....	3	2	7	2	.....	16	75	22	3	1	2
104	Diseases of the nasal fossæ and accessory sinuses ....F.	1	.....	.....	.....	.....	.....	.....	.....	.....	.....	.....	.....	1	.....	.....	.....
105	Diseases of the larynx ....M.	1	.....	.....	.....	.....	.....	.....	1	.....	.....	.....	.....	.....	.....	.....	.....
	,, ...F.	1	.....	.....	.....	.....	.....	.....	.....	.....	.....	.....	.....	.....	.....	.....	.....
106	Bronchitis ....M.	21	.....	.....	1	.....	1	1	.....	.....	.....	1	6	2	.....	2	1
	....F.	9	.....	.....	.....	.....	1	.....	1	.....	.....	2	3	1	.....	.....	.....
	(a) Acute ....M.	8	.....	.....	.....	.....	.....	.....	.....	.....	.....	1	3	1	.....	2	.....
	,, ...F.	1	.....	.....	.....	.....	.....	.....	1	.....	.....	.....	.....	.....	.....	.....	.....
	(b) Chronic ....M.	12	.....	.....	1	.....	.....	1	.....	.....	.....	.....	3	1	.....	.....	1
	,, ...F.	8	.....	.....	.....	.....	1	.....	.....	.....	.....	2	3	1	.....	.....	.....
	(c) Unspecified ....M.	1	.....	.....	.....	.....	1	.....	.....	.....	.....	.....	.....	.....	.....	.....	.....
107	Bronchopneumonia ....M.	114	1	1	.....	1	2	.....	3	2	.....	10	43	24	1	1	1
	,, ...F.	66	.....	1	.....	.....	2	2	3	.....	.....	8	29	8	2	1	.....

AND BY RESIDENCE, BRITISH COLUMBIA, 1945—*Continued.*

Div. No. 5e.	Div. No. 5f.	Div. No. 6a.	Div. No. 6b.	Div. No. 6c.	Div. No. 6d.	Div. No. 6e.	Div. No. 6f.	Div. No. 7a.	Div. No. 7b.	Div. No. 7c.	Div. No. 8a.	Div. No. 8b.	Div. No. 8c.	Div. No. 8d.	Div. No. 8e.	Div. No. 8f.	Div. No. 8g.	Div. No. 9a.	Div. No. 9b.	Div. No. 9c.	Div. No. 9d.	Div. No. 9e.	Div. No. 9f.	Div. No. 10a.	Div. No. 10b.	Div. No. 10c.	Div. No. 10d.	Int. List No.
			1					2							2						1							92a
1			1	2																	1							
				2						1	1	1					1			1			1					92b
			1			1				1				2													1	
				2													1										1	92c
3	5	1	11	24		1	2	2	2	3	5	3		11	5	3				1	10		1			2	5	93
1	1	1	3	5			2	1		3				2		2				1	2					2	4	
										1																		93a
																												93b
1														1							1						1	93c
		1																										
2	5	1	10	23		1	1	2	2	2	5	2		10	2	3				1	9		1			2	4	93d
1	1		3	3			2	1		2				2		2				1	1					2	4	
			1	1			1					1			3													93e
				2						1											1							
2	2	2	4	12			2	1	2	6	5	2		4	3	2				1	17	1	1			2	4	94
		1	1	4				1		2	4	1			1				2		5						1	
2	2	2	3	11			2	1	2	6	3	2		4	3	2				1	15	1	1			2	4	94a
		1	1	4				1		2	3				1				2		4						1	
			1	1							2										2							94b
											1	1									1							
					1					1			1		1													95
							1	2														1	2					
																												95a
										1																		95b
								1															2					
					1								1		1													95c
							1	1														1						
																												96
				5			2														1							97
		1		3																	1							
				1																								98
																											2	99
				1																								100
										1																		101
			1																									102
																											1	
														1														103
4		2	3	23		1	4	2	3	7	7	2	3	2	15	3	2			1	7	6	2				3	
3			1	17			1	2	3	5	5	2	1	1	10	1				1	5	1	2				1	
1		2	2	6		1	3			2	2		2	1	5	2	2				2	5						2	
																												104
																												105
																					1							
										2		2			1								1					106
															1													
										1																		106a
										1		2			1								1					106b
															1													
																												106c
1			1	10			1	1	1		1			1	3	1				1	1		1					107
				2			1				1				2	1					1	1					1	

TABLE 30.—CAUSES OF DEATH BY SEX IN CENSUS DIVISIONS

Int. List No.	CAUSES OF DEATH.		TOTAL.	Div. No. 1a.	Div. No. 1b.	Div. No. 1c.	Div. No. 2a.	Div. No. 2b.	Div. No. 2c.	Div. No. 3a.	Div. No. 3b.	Div. No. 3c.	Div. No. 4a.	Div. No. 4b.	Div. No. 5a.	Div. No. 5b.	Div. No. 5c.	Div. No. 5d.
108	Lobar pneumonia	M.	78	.....	5	.....	1	2	.....	3	.....	.....	12	41	3	.....	.....	.....
	,,	F.	42	.....	.....	.....	.....	.....	.....	1	1	.....	1	21	5	.....	.....	.....
109	Pneumonia (unspecified)	M.	53	.....	.....	2	.....	.....	1	1	3	1	5	18	4	.....	.....	.....
	,,	F.	35	.....	.....	.....	.....	.....	.....	1	.....	.....	4	11	2	1	.....	1
110	Pleurisy	M.	10	.....	.....	.....	.....	.....	.....	.....	.....	.....	.....	8	.....	.....	1	.....
	,,	F.	4	.....	.....	.....	.....	.....	.....	.....	.....	.....	.....	2	2	.....	.....	.....
	(a) Empyema	M.	5	.....	.....	.....	.....	.....	.....	.....	.....	.....	.....	3	.....	.....	1	.....
	,,	F.	2	.....	.....	.....	.....	.....	.....	.....	.....	.....	.....	1	1	.....	.....	.....
	(b) Others under this title	M.	5	.....	.....	.....	.....	.....	.....	.....	.....	.....	.....	5	.....	.....	.....	.....
	,,	F.	2	.....	.....	.....	.....	.....	.....	.....	.....	.....	.....	1	1	.....	.....	.....
111	Hæmorrhagic infarction, congestion, œdema, and thrombosis of the lungs	M.	6	.....	1	.....	.....	.....	.....	.....	.....	.....	1	3	.....	.....	.....	.....
	Ditto	F.	7	.....	.....	.....	.....	.....	.....	1	1	.....	.....	5	.....	.....	.....	.....
	(a) Hæmorrhagic infarction and thrombosis of the lungs	M.	5	.....	1	.....	.....	.....	.....	.....	.....	.....	.....	3	.....	.....	.....	.....
	(b) Others under this title	M.	1	.....	.....	.....	.....	.....	.....	.....	.....	.....	1	.....	.....	.....	.....	.....
	,,	F.	7	.....	.....	.....	.....	.....	.....	1	1	.....	.....	5	.....	.....	.....	.....
112	Asthma	M.	6	.....	.....	.....	.....	.....	.....	.....	1	.....	1	2	2	.....	.....	.....
	,,	F.	4	.....	.....	.....	.....	.....	.....	.....	.....	.....	1	2	1	.....	.....	.....
113	Pulmonary emphysema	F.	1	.....	.....	.....	.....	.....	.....	.....	.....	.....	.....	.....	.....	.....	.....	1
114	Other diseases of the respiratory system (tuberculosis excepted)	M.	10	.....	1	.....	.....	.....	2	.....	1	.....	2	2	1	.....	.....	.....
	Ditto	F.	4	.....	.....	.....	.....	.....	.....	.....	.....	.....	.....	2	2	.....	.....	.....
	(a) Silicosis	M.	5	.....	1	.....	.....	.....	2	.....	1	.....	.....	1	.....	.....	.....	.....
	(d) Others under this title	M.	5	.....	.....	.....	.....	.....	.....	.....	.....	.....	2	1	1	.....	.....	.....
	Ditto	F.	4	.....	.....	.....	.....	.....	.....	.....	.....	.....	.....	2	2	.....	.....	.....
	Class IX. Diseases of the digestive system	Total	465	.....	6	4	3	10	9	18	9	2	50	208	56	2	10	8
	Ditto	M.	279	.....	4	4	2	7	4	9	6	2	27	126	28	.....	6	6
	,,	F.	186	.....	2	.....	1	3	5	9	3	.....	23	82	28	2	4	2
115	Diseases of the buccal cavity and annexa, and of the pharynx and tonsils	M.	17	.....	.....	.....	1	.....	2	2	.....	.....	2	2	2	.....	1	.....
	Ditto	F.	8	.....	.....	.....	.....	.....	.....	.....	1	.....	1	4	2	.....	.....	.....
	(a) Diseases of the teeth and gums	M.	4	.....	.....	.....	.....	.....	1	.....	.....	.....	1	.....	1	.....	.....	.....
	,,	F.	2	.....	.....	.....	.....	.....	.....	.....	.....	.....	.....	1	1	.....	.....	.....
	(b) Septic sore throat	M.	4	.....	.....	.....	.....	.....	.....	1	.....	.....	1	1	.....	.....	.....	.....
	,,	F.	4	.....	.....	.....	.....	.....	.....	.....	.....	.....	1	3	.....	.....	.....	.....
	(c) Diseases of the pharynx and tonsils	M.	9	.....	.....	.....	1	.....	1	1	.....	.....	.....	1	1	.....	1	.....
	Ditto	F.	1	.....	.....	.....	.....	.....	.....	.....	1	.....	.....	.....	.....	.....	.....	.....
	(d) Others under this title	F.	1	.....	.....	.....	.....	.....	.....	.....	.....	.....	.....	.....	1	.....	.....	.....
116	Diseases of the œsophagus	M.	1	.....	.....	.....	.....	.....	.....	.....	.....	.....	.....	.....	1	.....	.....	.....
	,,	F.	1	.....	.....	.....	.....	.....	.....	.....	.....	.....	.....	1	.....	.....	.....	.....
117	Ulcer of the stomach or duodenum	M.	71	.....	1	.....	.....	2	1	2	.....	.....	7	36	9	.....	1	2
	,,	F.	19	.....	.....	.....	.....	1	.....	.....	.....	.....	3	11	3	.....	.....	.....
	(a) Stomach	M.	42	.....	1	.....	.....	1	1	.....	.....	.....	4	20	6	.....	1	.....
	,,	F.	9	.....	.....	.....	.....	.....	.....	.....	.....	.....	1	5	2	.....	.....	.....
	(b) Duodenum	M.	29	.....	.....	.....	.....	1	.....	2	.....	.....	3	16	3	.....	.....	2
	,,	F.	10	.....	.....	.....	.....	1	.....	.....	.....	.....	2	6	1	.....	.....	.....
118	Other diseases of the stomach	M.	2	.....	.....	.....	.....	1	.....	.....	.....	.....	.....	1	.....	.....	.....	.....
	,,	F.	5	.....	.....	.....	.....	.....	.....	2	.....	.....	.....	.....	.....	1	.....	.....
119	Diarrhœa and enteritis (under 2 years of age)	M.	34	.....	1	.....	.....	.....	.....	.....	.....	.....	4	9	3	.....	1	.....
	,,	F.	33	.....	.....	.....	.....	.....	.....	2	1	.....	1	14	4	.....	.....	1
	(a) Diarrhœa and enteritis	M.	34	.....	1	.....	.....	.....	.....	.....	.....	.....	4	9	3	.....	1	.....
	,,	F.	33	.....	.....	.....	.....	.....	.....	2	1	.....	1	14	4	.....	.....	1
120	Diarrhœa and enteritis (2 years of age and over)	M.	14	.....	.....	.....	.....	.....	.....	.....	1	.....	1	9	1	.....	.....	.....
	Ditto	F.	12	.....	.....	.....	.....	.....	.....	3	.....	.....	4	3	.....	.....	.....	.....
	(a) Diarrhœa and enteritis	M.	5	.....	.....	.....	.....	.....	.....	.....	1	.....	1	1	1	.....	.....	.....
	,,	F.	6	.....	.....	.....	.....	.....	.....	1	.....	.....	2	1	.....	.....	.....	.....
	(b) Ulceration of the intestines	M.	9	.....	.....	.....	.....	.....	.....	.....	.....	.....	.....	8	.....	.....	.....	.....
	,,	F.	6	.....	.....	.....	.....	.....	.....	2	.....	.....	2	2	.....	.....	.....	.....
121	Appendicitis	M.	31	.....	1	.....	1	1	1	2	2	.....	4	11	1	.....	.....	2
	,,	F.	9	.....	.....	.....	.....	1	.....	.....	.....	.....	1	6	1	.....	.....	.....
122	Hernia, intestinal obstruction	M.	44	.....	.....	2	.....	1	.....	2	1	2	4	26	2	.....	1	1
	,,	F.	34	.....	1	.....	.....	.....	2	1	1	.....	5	15	6	.....	2	.....
	(a) Hernia	M.	29	.....	.....	.....	.....	1	.....	2	1	1	3	16	1	.....	1	1
	,,	F.	15	.....	1	.....	.....	.....	1	1	.....	.....	3	4	3	.....	2	.....
	(b) Intestinal obstruction	M.	15	.....	.....	2	.....	.....	.....	.....	.....	1	1	10	1	.....	.....	.....
	,,	F.	19	.....	.....	.....	.....	.....	1	.....	1	.....	2	11	3	.....	.....	.....
123	Other diseases of the intestines	M.	6	.....	.....	.....	.....	.....	.....	.....	.....	.....	1	2	2	.....	1	.....
	,,	F.	8	.....	.....	.....	.....	.....	1	1	.....	.....	1	.....	3	.....	1	.....
124	Cirrhosis of the liver	M.	27	.....	1	1	.....	2	.....	.....	1	.....	1	15	2	.....	.....	1
	,,	F.	18	.....	.....	.....	.....	.....	.....	.....	.....	.....	2	12	2	1	.....	.....
	(a) With mention of alcoholism	M.	1	.....	.....	.....	.....	.....	.....	.....	.....	.....	.....	.....	.....	.....	.....	.....
	(b) Without mention of alcoholism	M.	26	.....	1	1	.....	2	.....	.....	1	.....	1	15	2	.....	.....	1
	,,	F.	18	.....	.....	.....	.....	.....	.....	.....	.....	.....	2	12	2	1	.....	.....
125	Other diseases of the liver	M.	8	.....	.....	.....	.....	.....	.....	.....	.....	.....	.....	4	1	.....	.....	.....
	,,	F.	7	.....	.....	.....	.....	.....	1	.....	.....	.....	.....	4	1	.....	.....	.....
	(a) Acute yellow atrophy	M.	3	.....	.....	.....	.....	.....	.....	.....	.....	.....	.....	2	1	.....	.....	.....
	,,	F.	3	.....	.....	.....	.....	.....	1	.....	.....	.....	.....	1	1	.....	.....	.....

AND BY RESIDENCE, BRITISH COLUMBIA, 1945—*Continued.*

Div. No. 5e.	Div. No. 5f.	Div. No. 6a.	Div. No. 6b.	Div. No. 6c.	Div. No. 6d.	Div. No. 6e.	Div. No. 6f.	Div. No. 7a.	Div. No. 7b.	Div. No. 7c.	Div. No. 8a.	Div. No. 8b.	Div. No. 8c.	Div. No. 8d.	Div. No. 8e.	Div. No. 8f.	Div. No. 8g.	Div. No. 9a.	Div. No. 9b.	Div. No. 9c.	Div. No. 9d.	Div. No. 9e.	Div. No. 9f.	Div. No. 10a.	Div. No. 10b.	Div. No. 10c.	Div. No. 10d.	Int. List No.
				4					1	1	3										2							108
		1	1	4			2			1	1				1							2						
2				3				1	1	2	1		1		6													109
1		1	1			1				1			2	1	1	1	2					2					1	
																						1						110
																						1						110a
																												110b
																					1							111
																					1							111a
																												111b
																												112
																												113
																					1							114
																												114a
																					1							114d
1	3	2	3	14	1	1	5	4		3	3		4	5	4	2	1	1	2	2	6		3					
1	1	2	1	9		1	4	3		3	3		1	3	3	2	1	1		2	4		3					
	2		2	5	1		1	1					3	2	1				2		2							
		1								2	1									1								115
		1																										115a
										1																		115b
										1	1									1								115c
			1	1			2	1			1			1	2	1												115d
			1				2	1						1	2	1												116
			1																									117
			1																									117a
				1							1																	117b
																												118
				1				1																				
1		1		2			2	2			1		1			1	1			1	3							119
	1		1	3			1						1	1					1		1							
1		1		2			2	2			1		1			1	1			1	3							119a
	1		1	3			1						1	1					1		1							
				1																			1					120
				1															1									
																							1					120a
				1															1									120b
				1																								
				1						1				1	1			1										121
				1										1							1							122
				1																	1							122a
														1														122b
	1												1										1					123
				1									1															124
													1										1					124a
														1														124b
	1				1	1							1										1					125
																												125a

TABLE 30.—CAUSES OF DEATH BY SEX IN CENSUS DIVISIONS

Int. List No.	CAUSES OF DEATH.	TOTAL.	Div. No. 1a.	Div. No. 1b.	Div. No. 1c.	Div. No. 2a.	Div. No. 2b.	Div. No. 2c.	Div. No. 3a.	Div. No. 3b.	Div. No. 3c.	Div. No. 4a.	Div. No. 4b.	Div. No. 5a.	Div. No. 5b.	Div. No. 5c.	Div. No. 5d.
	Other diseases of the liver—*Continued.*																
	(b) Others under this title ..... M.	5											2				
	,, ... F.	4											3				
126	Biliary calculi ..... M.	9								1		1	4	2		1	
	,, ... F.	11						1				2	5	2			
127	Other diseases of the gall-bladder and bile-ducts ..... M.	9			1				1				5	2			
	Ditto ..... F.	12				1	1					2	3	2		1	1
128	Diseases of the pancreas ..... M.	5										2	2				
	,, ... F.	4		1									2	1			
129	Peritonitis without stated cause ..... M.	1															
	,, ... F.	5										1	2	1			
	Class X. Diseases of the urinary and genital systems ..... Total	520	4	6	2	2	9	15	18	13	6	45	257	77		7	4
	Ditto ..... M.	370	2	5	2	2	4	10	14	11	2	30	183	56		7	2
	,, ... F.	150	2	1			5	5	4	2	4	15	74	21			2
130	Acute nephritis ..... M.	4				1						2	1				
	,, ... F.	5						1				1	1				
131	Chronic nephritis ..... M.	243	2	3	2	1	3	8	11	7	2	18	120	36		6	1
	,, ... F.	120	1	1			4	2	4	2	3	12	59	17			2
132	Nephritis unspecified (over 10 years of age) ..... M.	14											6	3			1
	Ditto ..... F.	4											2	2			
133	Other diseases of the kidneys and ureters ..... M.	18		1				1	1	1		2	9			1	
	Ditto ..... F.	5						1					4				
134	Calculi of the urinary passages ..... M.	13							1			2	8				
	,, ... F.	7						1			1		4	1			
135	Diseases of the urinary bladder ..... M.	4										1	1				
	,, ... F.	1										1					
136	Diseases of the urethra, urinary abscess, etc. ..... M.	5					1					1	2	1			
	(a) Stricture of the urethra ..... M.	2										1	1				
	(b) Others under this title ..... M.	3					1						1	1			
137	Diseases of the prostate ..... M.	69		1				1	1	3		4	36	16			
139	Diseases of the female genital organs (non-venereal) ..... F.	8	1				1					1	4	1			
	(a) Ovaries, Fallopian tubes, and parametria ..... F.	4	1				1						2				
	(b) Uterus ..... F.	2										1	1				
	(c) Others under this title ..... F.	2											1	1			
	Class XI. Diseases of pregnancy, childbirth, and the puerperal state ..... Total	50			1			1	3	1		9	20	4		1	
140	Abortion with mention of infection ..... F.	7										1	3	2		1	
	(a) Spontaneous, therapeutic, or unspecified ..... F.	3										1		1		1	
	(b) Self-induced ..... F.	1											1				
	(c) Non-therapeutic ..... F.	3											2	1			
141	Abortion without mention of infection .. F.	3										1	1				
	(a) Spontaneous, therapeutic, or unspecified ..... F.	3										1	1				
142	Ectopic gestation ..... F.	5										1	4				
	(a) With mention of infection ..... F.	1											1				
	(b) Without mention of infection ..... F.	4										1	3				
144	Toxæmias of pregnancy—death prior to delivery ..... F.	1										1					
146	Hæmorrhage of childbirth and the puerperium ..... F.	7						1	2	1		1					
	(a) Placenta prævia ..... F.	2							1	1							
	(c) Others under this title ..... F.	5						1	1			1					
147	Infection during childbirth and the puerperium ..... F.	14							1			3	5	2			
148	Puerperal toxæmias — following delivery ..... F.	6											5				
	(a) Puerperal eclampsia ..... F.	3											2				
	(b) Puerperal albuminuria and nephritis ..... F.	1											1				
	(d) Others under this title ..... F.	2											2				
149	Other accidents of childbirth ..... F.	5			1							1	2				
	(b) Other conditions of childbirth .... F.	5			1							1	2				
150	Other and unspecified conditions of childbirth and the puerperal state ..... F.	2															
	(c) Others under this title ..... F.	2															
	Class XII. Diseases of the skin and cellular tissue ..... Total	9						1	1			2	2	1			
	Ditto ..... M.	5						1	1			2	1				
	,, ... F.	4											1	1			

AND BY RESIDENCE, BRITISH COLUMBIA, 1945—*Continued.*

Div. No. 5e.	Div. No. 5f.	Div. No. 6a.	Div. No. 6b.	Div. No. 6c.	Div. No. 6d.	Div. No. 6e.	Div. No. 6f.	Div. No. 7a.	Div. No. 7b.	Div. No. 7c.	Div. No. 8a.	Div. No. 8b.	Div. No. 8c.	Div. No. 8d.	Div. No. 8e.	Div. No. 8f.	Div. No. 8g.	Div. No. 9a.	Div. No. 9b.	Div. No. 9c.	Div. No. 9d.	Div. No. 9e.	Div. No. 9f.	Div. No. 10a.	Div. No. 10b.	Div. No. 10c.	Div. No. 10d.	Int. List No.
	1					1																	1					125b
					1																							
																												126
													1															
																												127
															1													
				1																								128
				1																								129
																					1							
2	1		1	10		1	5			5	3	2		3	4	3	1	1		2	7		1				3	
2	1		1	8		1	4			3	2	1		2	1	2	1	1		2	5						3	
				2			1			2	1	1		1	3	1					2		1					
																												130
							1																1					
2	1		1	3			3			2	2			1	1	2				2	2						1	131
				2						2	1	1		1	3	1					2							
				1													1				1						1	132
				1						1																		133
				1																							1	134
				1										1														135
																												136
																												136a
																												136b
				1		1	1					1						1			2							137
																												139
																												139a
																												139b
																												139c
	2			2	1			1	1						1						2							
																												140
																												140a
																												140b
																												140c
				1																								141
				1																								141a
																												142
																												142a
																												142b
																												144
				1				1																				146
																												146a
				1				1																				146c
					1										1						1							147
																					1							148
																					1							148a
																												148b
																												148d
	1																											149
	1																											149b
	1								1																			150
	1								1																			150c
						1									1													
						1									1													

TABLE 30.—CAUSES OF DEATH BY SEX IN CENSUS DIVISIONS

Int. List No.	CAUSES OF DEATH.	TOTAL.	Div. No. 1a.	Div. No. 1b.	Div. No. 1c.	Div. No. 2a.	Div. No. 2b.	Div. No. 2c.	Div. No. 3a.	Div. No. 3b.	Div. No. 3c.	Div. No. 4a.	Div. No. 4b.	Div. No. 5a.	Div. No. 5b.	Div. No. 5c.	Div. No. 5d.
152	Phlegmon and acute abscesses ..... M.	2										1	1				
	" ..... F.	1												1			
153	Other diseases of the skin and cellular tissue ..... M.	3						1	1			1					
	Ditto ..... F.	3											1				
	Class XIII. Diseases of the bones and organs of movement ..... Total	4									1		3				
	Ditto ..... M.	4									1		3				
154	Osteomyelitis and periostitis ..... M.	3									1		2				
155	Other diseases of the bones (tuberculosis excepted) ..... M.	1											1				
	Class XIV. Congenital malformations ..... Total	132	1	6			3	2	3	5	1	16	60	21		1	1
	Ditto ..... M.	86	1	4			3	2	1	3		6	40	16		1	1
	" ..... F.	46		2					2	2	1	10	20	5			
157	Congenital malformations ..... M.	86	1	4			3	2	1	3		6	40	16		1	1
	" ..... F.	46		2					2	2	1	10	20	5			
	(a) Congenital hydrocephalus ..... M.	9										1	4	1			
	" ..... F.	7		1								1	2	2			
	(b) Spina bifida and meningocele ..... M.	2										1		1			
	" ..... F.	7		1						1		1	3				
	(c) Anencephalus ..... M.	5						1					2	2			
	" ..... F.	1												1			
	(d) Congenital malformations of the heart ..... M.	36	1	4			1		1	2		3	15	5		1	1
	Ditto ..... F.	19								1		6	9	1			
	(e) Others under this title ..... M.	34					2	1		1		1	19	7			
	" ..... F.	12							2		1	2	6	1			
	Class XV. Diseases peculiar to the first year of life ..... Total	379	2	8	5	1	10	7	20	14	1	60	111	49	1	6	3
	Ditto ..... M.	223	1	3	1	1	5	3	16	9		38	66	29		4	1
	" ..... F.	156	1	5	4		5	4	4	5	1	22	45	20	1	2	2
158	Congenital debility ..... M.	8															
	" ..... F.	11			2							1	2				
159	Premature birth ..... M.	142	1	2	1		4	1	11	6		24	42	20		1	1
	" ..... F.	102	1	5	2		2	1	2	4	1	16	32	12		1	1
160	Injury at birth ..... M.	38		1		1	1	1	3	3		6	15	2		2	
	" ..... F.	23					1	1		1		3	7	4	1	1	1
	(a) Intracranial or spinal hæmorrhage ..... M.	14							3	1			7			1	
	Ditto ..... F.	7					1					1	2		1		
	(b) Other intracranial or spinal injuries ..... M.	3										1	2				
	Ditto ..... F.	1											1				
	(c) Others under this title ..... M.	21		1		1	1	1		2		5	6	2		1	
	" ..... F.	15						1		1		2	4	4		1	1
161	Other diseases peculiar to the first year of life ..... M.	35						1	2			8	9	7		1	
	Ditto ..... F.	20					2	2	2			2	4	4			
	(a) Asphyxia (unspecified), atelectasis ..... M.	19							1			6	4	5		1	
	Ditto ..... F.	6						1				1	3				
	(b) Infection of the umbilicus, pemphigus, and other infections ..... M.	1										1					
	Ditto ..... F.	1							1								
	(c) Other specified diseases peculiar to the first year of life ..... M.	15						1	1			1	5	2			
	Ditto ..... F.	13					2	1	1			1	1	4			
	Class XVI. Senility ..... Total	186			1	1	3	4	4	7	3	65	44	14			2
	" ..... M.	109			1		2	3	2	3	2	44	20	6			1
	" ..... F.	77				1	1	1	2	4	1	21	24	8			1
162	Senility ..... M.	109			1		2	3	2	3	2	44	20	6			1
	" ..... F.	77				1	1	1	2	4	1	21	24	8			1
	(a) With dementia ..... M.	57			1							31	16	2			
	" ..... F.	21								2		11	6	2			
	(b) Without dementia ..... M.	52					2	3	2	3	2	13	4	4			1
	" ..... F.	56				1	1	1	2	2	1	10	18	6			1
	Class XVII. Violent or accidental deaths ..... Total	883	1	11	7	6	7	21	37	15	3	117	388	93	7	17	12
	Ditto ..... M.	670	1	9	6	6	6	15	28	9	3	95	282	69	4	17	9
	" ..... F.	213		2	1		1	6	9	6		22	106	24	3		3
163, 164	Suicides ..... M.	94		1					7			8	47	8		5	2
	" ..... F.	21							1			4	14				

AND BY RESIDENCE, BRITISH COLUMBIA, 1945—*Continued.*

Div. No. 5e.	Div. No. 5f.	Div. No. 6a.	Div. No. 6b.	Div. No. 6c.	Div. No. 6d.	Div. No. 6e.	Div. No. 6f.	Div. No. 7a.	Div. No. 7b.	Div. No. 7c.	Div. No. 8a.	Div. No. 8b.	Div. No. 8c.	Div. No. 8d.	Div. No. 8e.	Div. No. 8f.	Div. No. 8g.	Div. No. 9a.	Div. No. 9b.	Div. No. 9c.	Div. No. 9d.	Div. No. 9e.	Div. No. 9f.	Div. No. 10a.	Div. No. 10b.	Div. No. 10c.	Div. No. 10d.	Int. List No.
																												152
																												153
						1									1													
																												154
																												155
										1					1	1				1	4					1	3	
										1										1	3					1	2	
															1	1					1						1	
										1					1	1				1	3					1	2	157
										1											1						1	157a
																					1						1	157b
																					1							157c
																					2							157d
															1	1				1						1	1	157e
2	3	1	3	8		2	3			4	5	2	3	7	13	4			2	3	6		2	1		1	6	
2	1		2	6			1			2	4		1	5	6	3			1	2	3		2	1			4	
	2	1	1	2		2	2			2	1	2	2	2	7	1			1	1	3					1	2	
				1											4					1			2					158
													2		3												1	
1	1		1	4			1			2	3			3	1	3			1	1	3			1			2	159
		1	1	2		1	2			2		2		1	4	1				1	2					1	1	
													1		1												1	160
						1								1							1							
													1		1													160a
						1															1							
																												160b
																											1	160c
														1														
1			1	1							1			2													1	161
	2										1								1									
											1			1														161a
											1																	
																												161b
1			1	1										1													1	161c
	2																		1									
5	1	2	1	8		1	1	1	1	1	1			2	4					2	2	1				1	3	
3		1		6			1		1	1	1			2	2					1	1	1				1	3	
2	1	1	1	2		1		1							2					1	1							
3		1		6			1		1	1	1			2	2					1	1	1				1	3	162
2	1	1	1	2		1		1							2					1	1							
		1		3			1							1													1	162a
3				3					1	1	1			1	2					1	1	1				1	2	162b
2	1	1	1	2		1		1							2					1	1							
2	11	3	11	18		2	7	4	5	4	11	3	1	5	9	3	1	2	2	5	16	2	3	1		4	6	
2	8	3	9	15		2	7	4	5	4	8	2		3	7	3	1	1	1	4	10	1	2	1		4	4	
	3		2	3							3	1	1	2	2			1	1	1	6	1	1				2	
		2	2	2		1		1	1		2			1								1					3		163,
				1										1														164

TABLE 30.—CAUSES OF DEATH BY SEX IN CENSUS DIVISIONS

Int. List No.	CAUSES OF DEATH.	TOTAL.	Div. No. 1a.	Div. No. 1b.	Div. No. 1c.	Div. No. 2a.	Div. No. 2b.	Div. No. 2c.	Div. No. 3a.	Div. No. 3b.	Div. No. 3c.	Div. No. 4a.	Div. No. 4b.	Div. No. 5a.	Div. No. 5b.	Div. No. 5c.	Div. No. 5d.
	Suicides—*Continued.*																
163	Suicide by poisoning ..... M.	19										1	18				
	,, ... F.	11										2	9				
	(a) By corrosive substances, solid and liquid poisonings ..... M.	3										1	2				
	Ditto ..... F.	6										1	5				
	(b) By poisonous gas ..... M.	16											16				
	,, ... F.	5										1	4				
164	Suicide by other means ..... M.	75		1					7			7	29	8		5	2
	,, ... F.	10							1			2	5				
	(a) By hanging or strangulation .... M.	25		1					3			3	12	2		2	
	,, ... F.	4										1	3				
	(b) By drowning ..... M.	4											2				
	,, ... F.	3							1			1					
	(c) By firearms or explosives ..... M.	28							3			2	4	6		2	2
	,, ... F.	2											1				
	(d) By cutting or piercing instruments ..... M.	14							1			2	7			1	
	Ditto ..... F.	1											1				
	(e) By jumping from high places .. M.	4											4				
166–	Homicides ..... M.	9								2			5	2			
168	,, ... F.	9										1	2	3			1
166	Homicide by firearms ..... M.	3								2			1				
	,, ... F.	3										1		1			1
167	Homicide by cutting or piercing instruments ..... M.	1												1			
	Ditto ..... F.	3											1	2			
168	Homicide by other or unspecified means ..... M.	5											4	1			
	Ditto ..... F.	3											1	2			
169–	Accidental deaths ..... M.	555	1	8	6	6	6	15	20	7	3	87	220	58	4	12	7
195	,, ... F.	183		2	1		1	6	8	6		17	90	21	3		2
169	Railway accidents (excluding motor-vehicles) ..... M.	28				3	1	1	3		1	8	6	1			
170	Motor-vehicle accidents ..... M.	98		1		1	2	3	5	3		21	42	8	1	2	1
	,, ... F.	28							2			7	15	2			
	(a) Collisions with trains ..... M.	1											1				
	,, ... F.	1										1					
	(b) Collisions with street-cars ..... M.	1											1				
	,, ... F.	2										1	1				
	(c) Automobile accidents (excluding trains or street-cars) ..... M.	92		1		1	2	2	5	3		20	38	8	1	2	1
	Ditto ..... F.	24							2			5	13	2			
	(d) Motorcycle accidents (excluding automobiles ..... M.	4						1				1	2				
	Ditto ..... F.	1											1				
171	Street-car and other road transport accidents ..... M.	11										1	8	1			
	Ditto ..... F.	4						1					3				
	(a) Street-car accidents (excluding trains and motor-vehicles) ..... M.	8											7	1			
	Ditto ..... F.	3											3				
	(b) Others under this title ..... M.	3										1	1				
	,, ... F.	1						1									
172	Water transport accidents ..... M.	30				1					1	3	18				1
	,, ... F.	3											1				
173	Air transport accidents ..... M.	22					1					14	2	4			
174	Accidents in mines and quarries..... M.	12		1	3			1		1				1		1	
175	Agricultural and forestry accidents... M.	62		1	2			2	3			6	16	7	1	6	2
	(a) Accidents involving agricultural machinery and vehicles ..... M.	1															
	(b) Injury by animals, in agriculture ..... M.	4							1			1					
	(c) Other agricultural accidents.... M.	1							1								
	(d) Accidents involving forestry machinery and vehicles ..... M.	9										2		3		1	
	(e) Other forestry accidents ..... M.	47		1	2			2	1			3	16	4	1	5	2
176	Other accidents involving machinery.. M.	11							1			3	7				
177	Food poisoning ..... M.	1													1		
	,, ... F.	2						1					1				
178	Accidental absorption of poisonous gas ..... M.	14					1		1			1	10	1			
	Ditto ..... F.	1											1				
	(a) Coal- and illuminating-gas ..... M.	12										1	10	1			
	,, ... F.	1											1				
	(c) Other carbon-monoxide gas ..... M.	2					1		1								
179	Acute accidental poisoning by solids or liquids ..... M.	11										2	7			1	
	Ditto ..... F.	7							1				5	1			
180	Conflagration ..... M.	18		1				1	1			2	5	1	1		
	,, ... F.	15										1	3	2	2		
181	Accidental burns (conflagration excepted) ..... M.	23								1		2	15	3			
	Ditto ..... F.	10						1		1			4	1	1		

AND BY RESIDENCE, BRITISH COLUMBIA, 1945—*Continued.*

Div. No. 5e.	Div. No. 5f.	Div. No. 6a.	Div. No. 6b.	Div. No. 6c.	Div. No. 6d.	Div. No. 6e.	Div. No. 6f.	Div. No. 7a.	Div. No. 7b.	Div. No. 7c.	Div. No. 8a.	Div. No. 8b.	Div. No. 8c.	Div. No. 8d.	Div. No. 8e.	Div. No. 8f.	Div. No. 8g.	Div. No. 9a.	Div. No. 9b.	Div. No. 9c.	Div. No. 9d.	Div. No. 9e.	Div. No. 9f.	Div. No. 10a.	Div. No. 10b.	Div. No. 10c.	Div. No. 10d.	Int. List No.
																												163
																												163a
																												163b
		2	2	2		1		1	1		2			1							1					3		164
				1										1														
		1		1																								164a
			1						1																			164b
				1																								
		1				1		1			2			1												3		164c
														1														
			1	1																	1							164d
																												164e
																												166–
																					1						1	168
																												166
																												167
																					1						1	
																												163
2	8	1	7	13		1	7	3	4	4	6	2		2	7	3	1	1	1	4	9	1	2	1		1	4	169–
	3		2	2							3	1	1	1	2			1	1	1	5	1	1				1	195
			1	2																	1							169
		1	1	1			2				1			1							1							170
			1															1										
																												170a
																												170b
		1	1	1			2				1			1							1							170c
			1															1										
																												170d
															1													171
																												171a
															1													171b
	2																			1	1	1	1					172
																						1	1					
	1																											173
							2											1		1								174
1	2		2	1			1		4	1	3																1	175
																											1	175a
							1				1																	175b
																												175c
	1								1	1																		175d
1	1		2	1					3		2																	175e
																												176
																												177
																												178
																												178a
																												178c
															1													179
	1			2								1									2							180
	1		1									1									4							
										1					1													181
	2																											

TABLE 30.—CAUSES OF DEATH BY SEX IN CENSUS DIVISIONS

Int. List No.	CAUSES OF DEATH.		TOTAL.	Div. No. 1a.	Div. No. 1b.	Div. No. 1c.	Div. No. 2a.	Div. No. 2b.	Div. No. 2c.	Div. No. 3a.	Div. No. 3b.	Div. No. 3c.	Div. No. 4a.	Div. No. 4b.	Div. No. 5a.	Div. No. 5b.	Div. No. 5c.	Div. No. 5d.
	Accidental deaths—*Continued.*																	
182	Accidental mechanical suffocation	M.	9									1	1	2	2			
	,,	F.	2												2			
183	Accidental drowning	M.	63		2				4	4			7	20	10			3
	,,	F.	8								2		1	1				
184	Accidental injury by firearms	M.	15		1								3	4	2		1	
	,,	F.	1															
185	Accidental injury by cutting or piercing instruments	M.	1						1									
	Ditto	F.	1												1			
186	Accidental injury by fall or crushing	M.	78	1			1		1	1			7	40	12		1	
	,,	F.	85		2			1	2	3	2		7	53	9			2
	(a) Accidental injury by fall	M.	71				1		1	1			6	40	11			
	,,	F.	84		2			1	2	3	1		7	53	9			2
	(b) Accidental injury by crushing	M.	7	1									1		1		1	
	,,	F.	1								1							
188	Injury by animals	M.	2								1							
189	Hunger or thirst	M.	1											1				
190	Excessive cold	M.	2		1													
	,,	F.	3												1			
191	Excessive heat	M.	1												1			
193	Accidents due to electric currents	M.	5					1					1	2	1			
194	Attack by venomous animals (non-occupational)	F.	1			1												
195	Other accidents	M.	37			1			1	1	1		5	15	3			
	,,	F.	12						1	2	1		1	3	2			
	(c) Lack of care of the new-born	M.	2											1				
	(d) Obstruction, suffocation, or puncture by ingested objects	M.	8										1	6	1			
	,,	F.	6							1			1	1	2			
	(e) Other and unspecified objects	M.	27			1			1	1	1		4	8	2			
	,,	F.	6						1	1	1			2				
196–198	Operations of war and legal executions	M.	12							1				10	1			
196	Deaths of persons in military service during operations of war	M.	10							1				8	1			
198	Legal executions	M.	2											2				
	Class XVIII. Ill-defined and unknown causes of death	Total	56		1			2	4			1	1	2				
	Ditto	M.	31					1	3			1	1	2				
	,,	F.	25		1			1	1									
199	Sudden death	M.	1															
200	Ill-defined and unknown causes	M.	30					1	3			1	1	2				
	,,	F.	25		1			1	1									
	(a) Ill-defined	M.	13						3				1	2				
	,,	F.	9					1										
	(b) Found dead	M.	1															
	(c) Unknown or unspecified cause	M.	16					1				1						
	,,	F.	16		1				1									

CLASSIFICATION OF ACCIDENTAL DEATHS

(These accidental deaths are classified above according to circumstances involving the

.....	Accidental absorption of poisonous gas	M.	18					1		1			1	13	1			
	Ditto	F.	4											2				
.....	Accidental burns	M.	47		1			1	1	1	1		12	16	7	1		
	,,	F.	23						1		1		1	7	3	3		
.....	Accidental mechanical suffocation	M.	12							1		1	1	2	2			
	,,	F.	2												2			
.....	Accidental drowning	M.	99		2		1		5	5	1	1	12	38	11			4
	,,	F.	13								2		1	4				
.....	Accidental injury by cutting or piercing instruments	M.	10					1	1	1			1	4	1			
	Ditto	F.	1												1			
.....	Accidental injury by fall	M.	80				1		1	1			8	46	11		1	
	,,	F.	85		2			1	2	3	1		8	53	9			2
.....	Accidental injury by crushing	M.	214	1	3	5	4	2	6	9	3	1	41	72	18	2	9	3
	,,	F.	28						1	2	1		6	15	1			
.....	Accidents due to electric currents	M.	5					1					1	2	1			

AND BY RESIDENCE, BRITISH COLUMBIA, 1945—*Continued.*

Div. No. 5e.	Div. No. 5f.	Div. No. 6a.	Div. No. 6b.	Div. No. 6c.	Div. No. 6d.	Div. No. 6e.	Div. No. 6f.	Div. No. 7a.	Div. No. 7b.	Div. No. 7c.	Div. No. 8a.	Div. No. 8b.	Div. No. 8c.	Div. No. 8d.	Div. No. 8e.	Div. No. 8f.	Div. No. 8g.	Div. No. 9a.	Div. No. 9b.	Div. No. 9c.	Div. No. 9d.	Div. No. 9e.	Div. No. 9f.	Div. No. 10a.	Div. No. 10b.	Div. No. 10c.	Div. No. 10d.	Int. List No.
	1			1															1									182
	1		2	1						1					2	1					3		1	1				183
											1		1								1						1	
				1												1	1				1							184
				1																								
																												185
1			1	3			1	2		1	1	1			1												2	186
											1			1	2													
1			1	3			1	2		1		1			1													186a
											1			1	2													
											1																2	186b
							1																					188
																												189
															1													190
				1															1									191
																												193
																												194
				1		1		1			1			1		1				2						1	1	195
											1									1								
																				1								195c
																												195d
											1																	
				1		1		1			1			1		1				1						1	1	195e
																				1								
																												196–198
																												196
																												198
1	4		4	5		2	1						4		4	3	4		1	2	1				7	1	1	
	4			3		1							4		1	1	2		1	1					5			
1			4	2		1	1								3	2	2			1	1				2	1	1	
	1																											199
	3			3		1							4		1	1	2		1	1					5			200
1			4	2		1	1								3	2	2			1	1				2	1	1	
	2			1									1		1					1					1			200a
1			2				1								1						1				1	1		
																			1									200b
	1			2		1							3			1	2								4			200c
			2	2		1									2	2	2			1					1		1	

ACCORDING TO THE NATURE OF INJURY.

accident, under rubrics 169 to 176, 178, 180, 181, 182, 183, 185, 186, 187, and 193.)

																					1							
			1																		1							
	1			2						1		1			1													
	3											1									3							
	1			1															1	1		1						
	3		2	1						1					2	1				1	4	1	2	1				
											1		1								1	1	1				1	
			1																									
1			1	3			1	2		1		1			1													
											1			1	2													
1	3	1	3	4			5		4	1	5			1	1					1	2						3	
			1															1										

TABLE 31.—CAUSES OF DEATH BY SEX AND PLACE OF RESIDENCE IN CITIES AND VILLAGES OF 1,000 POPULATION AND OVER, BRITISH COLUMBIA, 1945.

Int. List No.	CAUSES OF DEATH.	TOTAL.	Alberni.	Chilliwack.	Courtenay.	Cranbrook.	Creston.	Duncan.	Fernie.	Grand Forks.	Kamloops.	Kelowna.	Ladysmith.	Mission.	Nanaimo.	Nelson.	New Westminster.	North Vancouver.	Port Alberni.	Port Coquitlam.	Port Moody.	Prince George.	Prince Rupert.	Revelstoke.	Rossland.	Trail.	Vancouver.	Vernon.	Victoria.
	Deaths, all causes ..... Total	5712	24	64	15	43	28	29	31	20	131	57	29	19	118	78	207	160	38	20	13	38	88	28	21	56	3560	81	716
	,, ... M.	3515	10	46	11	33	15	19	18	13	99	36	12	10	68	48	108	87	24	15	6	25	57	22	15	33	2230	57	398
	,, ... F.	2197	14	18	4	10	13	10	13	7	32	21	17	9	50	30	99	73	14	5	7	13	31	6	6	23	1330	24	318
	Class I. Infectious and parasitic diseases ..... Total	354	5	6	1	.....	.....	4	1	1	12	3	2	1	4	4	9	10	1	.....	1	2	12	2	1	2	238	4	28
	,, ... M.	253	2	5	1	.....	.....	2	.....	.....	11	3	2	1	3	4	5	7	.....	.....	.....	1	8	2	1	2	170	4	19
	,, ... F.	101	3	1	.....	.....	.....	2	1	1	1	.....	.....	.....	1	.....	4	3	1	.....	1	1	4	.....	.....	.....	68	.....	9
2	Paratyphoid fever ..... M.	1	.....	.....	.....	.....	.....	.....	.....	.....	.....	.....	.....	.....	.....	.....	.....	.....	.....	.....	.....	.....	.....	.....	.....	.....	1	.....	.....
5	Undulant fever ..... M.	1	.....	.....	.....	.....	.....	.....	.....	.....	.....	.....	.....	.....	.....	.....	.....	.....	.....	.....	.....	.....	.....	1	.....	.....	.....	.....	.....
6	Cerebrospinal meningitis ..... F.	1	.....	.....	.....	.....	.....	.....	.....	.....	.....	.....	.....	.....	.....	.....	.....	1	.....	.....	.....	.....	.....	.....	.....	.....	1	.....	.....
9	Whooping-cough ..... M.	1	.....	.....	.....	.....	.....	.....	.....	.....	.....	.....	.....	.....	.....	.....	.....	.....	.....	.....	.....	.....	.....	.....	.....	.....	.....	.....	.....
11	Erysipelas ..... F.	1	.....	.....	.....	.....	.....	.....	.....	.....	.....	.....	.....	.....	.....	.....	.....	.....	.....	.....	.....	.....	.....	.....	.....	.....	1	.....	.....
12	Tetanus ..... F.	1	.....	.....	.....	.....	.....	.....	.....	1	.....	.....	.....	.....	.....	.....	.....	.....	.....	.....	.....	.....	.....	.....	.....	.....	.....	.....	.....
13–22	Tuberculosis ..... M.	178	2	2	1	.....	.....	1	.....	.....	7	2	2	1	1	2	4	2	.....	.....	.....	1	5	1	1	2	123	3	15
	,, ... F.	72	2	1	.....	.....	.....	1	1	.....	1	.....	.....	.....	1	.....	3	2	1	.....	1	1	3	.....	.....	.....	46	.....	8
13	Tuberculosis of the respiratory system ..... M.	156	1	1	1	.....	.....	.....	.....	.....	7	1	2	1	1	2	3	2	.....	.....	.....	1	4	1	1	2	108	3	14
	,, ... F.	57	1	1	.....	.....	.....	.....	1	.....	1	.....	.....	.....	1	.....	2	2	1	.....	1	1	1	.....	.....	.....	37	.....	7
	(a) With mention of occupational diseases of lungs ..... M.	8	.....	.....	.....	.....	.....	.....	.....	.....	.....	.....	1	.....	.....	2	.....	.....	.....	.....	.....	.....	.....	.....	.....	.....	5	.....	.....
	(b) Without mention of occupational diseases of lungs ..... M.	139	1	1	1	.....	.....	.....	.....	.....	6	1	1	1	1	.....	2	2	.....	.....	.....	1	4	.....	1	2	100	2	12
	Ditto ..... F.	53	1	1	.....	.....	.....	.....	1	.....	1	.....	.....	.....	1	.....	2	2	1	.....	.....	1	1	.....	.....	.....	35	.....	6
	(c) Unspecified site ..... M.	2	.....	.....	.....	.....	.....	.....	.....	.....	.....	.....	.....	.....	.....	.....	.....	.....	.....	.....	.....	.....	.....	.....	.....	.....	1	.....	1
	,, ... F.	1	.....	.....	.....	.....	.....	.....	.....	.....	.....	.....	.....	.....	.....	.....	.....	.....	.....	.....	.....	.....	.....	.....	.....	.....	.....	.....	1
	(d) With mention of dementia præcox ..... M.	7	.....	.....	.....	.....	.....	.....	.....	.....	1	.....	.....	.....	.....	.....	1	.....	.....	.....	.....	.....	1	.....	.....	.....	2	1	1
	,, ... F.	3	.....	.....	.....	.....	.....	.....	.....	.....	.....	.....	.....	.....	.....	.....	.....	.....	.....	.....	1	.....	.....	.....	.....	.....	2	.....	.....
14	Tuberculosis of the meninges and central nervous system ..... M.	9	1	.....	.....	.....	.....	.....	.....	.....	.....	.....	.....	.....	.....	.....	1	.....	.....	.....	.....	.....	1	.....	.....	.....	6	.....	.....
	Ditto ..... F.	3	1	.....	.....	.....	.....	.....	.....	.....	.....	.....	.....	.....	.....	.....	.....	.....	.....	.....	.....	.....	1	.....	.....	.....	1	.....	.....
15	Tuberculosis of the intestines and peritoneum ..... M.	1	.....	.....	.....	.....	.....	.....	.....	.....	.....	.....	.....	.....	.....	.....	.....	.....	.....	.....	.....	.....	.....	.....	.....	.....	1	.....	.....
	,, ... F.	3	.....	.....	.....	.....	.....	1	.....	.....	.....	.....	.....	.....	.....	.....	1	.....	.....	.....	.....	.....	.....	.....	.....	.....	.....	.....	1
16	Tuberculosis of the vertebral column ..... M.	2	.....	.....	.....	.....	.....	1	.....	.....	.....	.....	.....	.....	.....	.....	.....	.....	.....	.....	.....	.....	.....	.....	.....	.....	1	.....	.....
	,, ... F.	1	.....	.....	.....	.....	.....	.....	.....	.....	.....	.....	.....	.....	.....	.....	.....	.....	.....	.....	.....	.....	.....	.....	.....	.....	1	.....	.....
19	Tuberculosis of the lymphatic system (bronchial, mesenteric, mediastinal, and retroperitoneal glands excepted) ..... F.	1	.....	.....	.....	.....	.....	.....	.....	.....	.....	.....	.....	.....	.....	.....	.....	.....	.....	.....	.....	.....	.....	.....	.....	.....	1	.....	.....
20	Tuberculosis of the genito-urinary system ..... M.	3	.....	.....	.....	.....	.....	.....	.....	.....	.....	.....	.....	.....	.....	.....	.....	.....	.....	.....	.....	.....	.....	.....	.....	.....	3	.....	.....
	,, ... F.	1	.....	.....	.....	.....	.....	.....	.....	.....	.....	.....	.....	.....	.....	.....	.....	.....	.....	.....	.....	.....	.....	.....	.....	.....	1	.....	.....
21	Tuberculosis of other organs ..... M.	1	.....	.....	.....	.....	.....	.....	.....	.....	.....	.....	.....	.....	.....	.....	.....	.....	.....	.....	.....	.....	.....	.....	.....	.....	1	.....	.....
22	Disseminated tuberculosis ..... M.	6	.....	1	.....	.....	.....	.....	.....	.....	.....	1	.....	.....	.....	.....	.....	.....	.....	.....	.....	.....	.....	.....	.....	.....	3	.....	1
	,, ... F.	6	.....	.....	.....	.....	.....	.....	.....	.....	.....	.....	.....	.....	.....	.....	.....	.....	.....	.....	.....	.....	1	.....	.....	.....	5	.....	.....
	(a) Acute generalized miliary ..... M.	6	.....	1	.....	.....	.....	.....	.....	.....	.....	1	.....	.....	.....	.....	.....	.....	.....	.....	.....	.....	.....	.....	.....	.....	3	.....	1
	,, ... F.	5	.....	.....	.....	.....	.....	.....	.....	.....	.....	.....	.....	.....	.....	.....	.....	.....	.....	.....	.....	.....	.....	.....	.....	.....	5	.....	.....
	(b) Other and unspecified generalized ..... F.	1	.....	.....	.....	.....	.....	.....	.....	.....	.....	.....	.....	.....	.....	.....	.....	.....	.....	.....	.....	.....	1	.....	.....	.....	.....	.....	.....
24	Purulent infection and septicæmia ..... M.	1	.....	.....	.....	.....	.....	.....	.....	.....	.....	.....	.....	.....	.....	1	.....	.....	.....	.....	.....	.....	.....	.....	.....	.....	.....	.....	.....

30	Syphilis	M.	49		1						3				2	1		1					3				34	1	3
	"	F.	8																								8		
	(a) Locomotor ataxia (tabes dorsalis)	M.	6																								4		2
	"	F.	1																								1		
	(b) General paralysis of the insane	M.	15		1										1								1				11	1	
	"	F.	3																								3		
	(c) Other syphilis of the central nervous system	M.	2												1												1		
	(d) Others under this title	M.	26								3					1		1					2				18		1
	"	F.	4																								4		
32	Other diseases due to spirochætes	M.	1																								1		
33	Influenza	M.	9		1			1										1									5		1
	"	F.	9														1	1					1				6		
	(a) With respiratory complications	M.	5		1													1									3		
	"	F.	5														1	1					1				2		
	(b) Without respiratory complications	M.	4					1																			2		1
	"	F.	4																								4		
35	Measles	M.	6								1	1					1	2									1		
	"	F.	4	1																							3		
37	Acute infectious encephalitis	M.	2																								2		
44	Other infectious and parasitic diseases	M.	4		1																						3		
		F.	5					1																			3		1
	(b) Lymphogranulomatosis (Hodgkin's disease)	M.	4		1																						3		
	"	F.	4					1																			3		
	(c) Mumps	F.	1																										1
	Class II. Cancer and other tumours	Total	913	3	4	1	6	3	5	5	1	21	11	3	3	18	17	28	24	4	2	1	5	9	4	1	12	600	8	114
	"	M.	500	2	2		3	1	2	4	1	11	6	1		11	8	14	14	1	2		1	5	2	1	9	337	4	58
	"	F.	413	1	2	1	3	2	3	1		10	5	2	3	7	9	14	10	3		1	4	4	2		3	263	4	56
45–55	*Cancer and other malignant tumours*	M.	491	2	2		3	1	2	4	1	11	6	1		11	7	14	14	1	1		1	5	2	1	9	330	4	58
	"	F.	401	1	2	1	3	2	3	1		10	5	2	3	6	9	12	10	3		1	4	4	2		3	254	4	56
45	Cancer of the buccal cavity and pharynx	M.	28							1			1	1		1	1	1						1			18		3
	"	F.	7		1																						5		1
46	Cancer of the digestive organs and peritoneum	M.	284	1	2		3	1	2	2	1	7	2			6	3	7	9					3	2	1	2	191	3	36
	"	F.	168					2	1			5	4	1	2	2	5	6	7	1					1			104		27
	(a) Œsophagus	M.	21							1		1				1												14		4
	"	F.	7															1	1								2		3
	(b) Stomach	M.	117	1	1		1	1	1		1	5	2			2	3	4	2					3	2	1	2	76	2	7
	"	F.	54					1				1		1	1	1	1	2	2									33		11
	(c) Duodenum	M.	1																											1
	(d) Rectum and anus	M.	49				1					1				1		1	3									34		8
	"	F.	19										1		1				1									14		2
	(e) Intestines	M.	46		1			1	1									1	2									29	1	10
	"	F.	55					1				3	2				4	2	3						1			31		8
	(f) Liver and biliary passages	M.	21																									18		3
	"	F.	21													1		1		1								16		2
	(g) Pancreas	M.	24				1									1		1	1									17		3
	"	F.	11					1				1	1															7		1
	(h) Mesentery and peritoneum	M.	5													1			1									3		
	"	F.	1																									1		
47	Cancer of the respiratory system	M.	49									1				1			4					1			5	35		2
	"	F.	14									1				1												8	1	3
	(a) Larynx	M.	2																									2		
	(b) Lung	M.	27									1				1			4					1			3	15		2
	"	F.	3																									1	1	1
	(c) Mediastinum and other sites	M.	20																								2	18		
	"	F.	11									1				1												7		2

TABLE 31.—CAUSES OF DEATH BY SEX AND PLACE OF RESIDENCE IN CITIES AND VILLAGES OF 1,000 POPULATION AND OVER, BRITISH COLUMBIA, 1945—*Continued.*

Int. List No.	CAUSES OF DEATH.	TOTAL.	Alberni.	Chilliwack.	Courtenay.	Cranbrook.	Creston.	Duncan.	Fernie.	Grand Forks.	Kamloops.	Kelowna.	Ladysmith.	Mission.	Nanaimo.	Nelson.	New Westminster.	North Vancouver.	Port Alberni.	Port Coquitlam.	Port Moody.	Prince George.	Prince Rupert.	Revelstoke.	Rossland.	Trail.	Vancouver.	Vernon.	Victoria.
	Cancer and other malignant tumours—*Continued.*																												
48	Cancer of the uterus ..... F.	57	1			1		1			1	1					3	1				1		1		3	38		5
	(a) Cervix ..... F.	33	1			1		1			1						1	1				1		1		1	20		4
	(b) Other and unspecified sites ..... F.	24										1					2									2	18		1
49	Cancer of other female organs ..... F.	24														1			1				2				13	1	6
50	Cancer of the breast ..... M.	1															1												
	" ..... F.	75			1	1		1	1		3		1		1	2	1	2				1	1				48		11
51	Cancer of the male genital organs ..... M.	39	1						1		1	3						1								1	21		10
52	Cancer of the urinary organs ..... M.	36									2						2			1						1	26	1	3
	" ..... F.	14												1		1											11	1	
	(a) Kidney ..... M.	17									1						1									1	13		1
	" ..... F.	2																									2		
	(b) Bladder ..... M.	19									1						1			1							13	1	2
	" ..... F.	12												1		1											9	1	
53	Cancer of the skin ..... M.	6														1											4		1
	" ..... F.	5				1											1										3		
54	Cancer of the brain ..... M.	17													1	1	1										14		
	" ..... F.	10																									9		1
55	Cancer of other and unspecified organs ..... M.	31													2	1	2		1			1					21		3
	" ..... F.	27		1											2		1		1		1	2	1				15	1	2
56	Non-malignant tumours ..... M.	7														1											6		
	" ..... F.	11													1		2										8		
	(a) Ovary ..... F.	6															1										5		
	(b) Uterus ..... F.	3															1										2		
	(d) Brain and other parts of the central nervous system ..... M.	7														1											6		
	Ditto ..... F.	1													1														
	(e) Other and unspecified organs ..... F.	1																									1		
57	Tumours of undetermined nature ..... M.	2																		1							1		
	" ..... F.	1																									1		
	(d) Brain and other parts of the central nervous system ..... M.	2																		1							1		
	(e) Other and unspecified organs ..... F.	1																									1		
	Class III. Rheumatism, diseases of nutrition and of the endocrine glands, other general and vitamin deficiency diseases ..... Total	188	2	4	1	1		1		4	5	3	1		6	3	4	3	3	4	1	2	3	1		2	109	4	21
	Ditto ..... M.	78		3	1					3	2	2			1	2	1		1	1		1	2	1			46	3	8
	" ..... F.	110	2	1		1		1		1	3	1	1		5	1	3	3	2	3	1	1	1			2	63	1	13
58	Acute rheumatic fever ..... M.	2																										1	1
	" ..... F.	2																									2		
	(a) Acute rheumatic heart conditions ..... M.	1																											1
	" ..... F.	1																									1		
	(b) Others under this title ..... M.	1																										1	
	" ..... F.	1																									1		

59	Chronic rheumatism and other rheumatic diseases	M.	5							1									1							1		2
	,,	F.	1								1																				
61	Diabetes mellitus	M.	50		1	1				2	2	2				1	1			1		1	1	1		30	2	4
	,,	F.	68	1	1		1		1		2		1		2		3	3	1	2	1				1	39	1	8
62	Diseases of the pituitary gland	M.	1																							1		
63	Diseases of the thyroid and parathyroid glands	M.	5		1										1	1										2		
	,,	F.	20	1						1		1							1	1					1	10		4
	(a) Simple goitre	F.	1																1									
	(b) Exophthalmic goitre	M.	5		1										1	1										2		
	,,	F.	17	1						1		1													1	9		4
	(c) Myxœdema and cretinism	F.	1																	1								
	(d) Others under this title	F.	1																							1		
64	Diseases of the thymus gland	M.	11		1																	1				8		1
	,,	F.	14											2	1						1	1				8		1
65	Diseases of the adrenal glands (Addison's disease)	M.	2																							2		
	,,	F.	3											1												2		
66	Other general diseases	F.	1																							1		
	(b) Others under this title	F.	1																							1		
68	Beriberi	M.	1																							1		
	,,	F.	1																							1		
69	Pellagra	M.	1																							1		
	Class IV. Diseases of the blood and blood-forming organs	Total	32		2												2	4				1	1		2	18		2
	Ditto	M.	21														1	4				1			1	12		2
	,,	F.	11		2												1						1		1	6		
72	Hæmorrhagic conditions	M.	2														1									1		
	(a) Primary purpura	M.	2														1									1		
73	Anæmias	M.	4															1								3		
	,,	F.	4		1																					3		
	(a) Pernicious anæmia	M.	3															1								2		
	,,	F.	3		1																					2		
	(b) Others under this title	M.	1																							1		
	,,	F.	1																							1		
74	Leukæmias and aleukæmias	M.	14															3							1	8		2
	,,	F.	3		1																				1	1		
	(a) Leukæmias	M.	14															3							1	8		2
	,,	F.	3		1																				1	1		
75	Diseases of the spleen	M.	1																			1						
	,,	F.	2														1									1		
76	Other diseases of the blood and blood-forming organs	F.	2																				1			1		
	Class V. Chronic poisoning and intoxication	Total	4																						1	3		
	,,	M.	4																						1	3		
77	Alcoholism	M.	3																							3		
	(a) Acute alcoholism	M.	1																							1		
	(b) Chronic alcoholism	M.	1																							1		
	(c) Others under this title	M.	1																							1		
78	Lead poisoning	M.	1																						1			
	(b) Non-occupational	M.	1																						1			
	Class VI. Diseases of the nervous system and sense organs	Total	556	5	6	3	4	7	2	2	1	20	7	3	1	7	5	27	16	4	1		1	5	3	2	5	333	7	79
	Ditto	M.	288		4	1	2	4	1	1	1	18	2	1	1	4	1	10	5	1			1	3	3		3	179	5	37
	,,	F.	268	5	2	2	2	3	1	1		2	5	2		3	4	17	11	3	1			2		2	2	154	2	42

TABLE 31.—CAUSES OF DEATH BY SEX AND PLACE OF RESIDENCE IN CITIES AND VILLAGES OF 1,000 POPULATION AND OVER, BRITISH COLUMBIA, 1945—*Continued.*

Int. List No.	CAUSES OF DEATH.	TOTAL.	Alberni.	Chilliwack.	Courtenay.	Cranbrook.	Creston.	Duncan.	Fernie.	Grand Forks.	Kamloops.	Kelowna.	Ladysmith.	Mission.	Nanaimo.	Nelson.	New Westminster.	North Vancouver.	Port Alberni.	Port Coquitlam.	Port Moody.	Prince George.	Prince Rupert.	Revelstoke.	Rossland.	Trail.	Vancouver.	Vernon.	Victoria.
80	Encephalitis (non-epidemic) ..... M.	1																											1
	(b) Others under this title ..... M.	1																											1
81	Meningitis (non-meningococcal) ..... M.	5																									5		
	" ..... F.	2																1					1						
	(a) Simple meningitis ..... M.	4																									4		
	" ..... F.	2																1					1						
	(b) Acute cerebrospinal meningitis ..... M.	1																									1		
82	Diseases of the medulla and spinal cord ..... M.	7														1	1										4		1
	" ..... F.	4																									4		
83	Intracranial lesions of vascular origin ..... M.	244		4	1	1	4	1	1	1	17	2	1	1	3		8	4	1			1	3	3		2	150	5	30
	" ..... F.	235	4	2	2	2	3	1	1		2	5	1		3	4	15	9	3	1			1		2	2	132	2	38
	(a) Cerebral hæmorrhage or effusion ..... M.	101		3		1	1			1	8		1	1	1		3	3					3	1		1	60	2	11
	" ..... F.	98	3		1		2				1	2	1		1	2	9	3	2				1		1	1	45	2	21
	(b) Cerebral embolism and thrombosis ..... M.	11					1												1								8		1
	" ..... F.	6					1									1		2									2		
	(c) Cerebral softening ..... M.	2																									1	1	
	(d) Hemiplegia and other paralysis of unspecified origin ..... M.	3									1																2		
	Ditto ..... F.	4									1									1							2		
	(e) With mention of arteriosclerosis ..... M.	127		1	1		2	1	1		8	2			2		5	1				1		2		1	79	2	18
	" ..... F.	127	1	2	1	2		1	1			3			2	1	6	4	1						1	1	83		17
84	Mental disorders and deficiency (general paralysis of the insane excepted) ..... M.	6													1		1										2		2
	Ditto ..... F.	2															1										1		
	(a) Schizophrenia (dementia præcox) ..... M.	2																									1		1
	(b) Others under this title ..... M.	4													1		1										1		1
	" ..... F.	2															1										1		
85	Epilepsy ..... M.	2																									2		
	" ..... F.	2											1														1		
87	Other diseases of the nervous system ..... M.	19									1																15		3
	" ..... F.	19	1															1									14		3
	(c) Paralysis agitans ..... M.	3																									1		2
	" ..... F.	2																									2		
	(d) Disseminated sclerosis ..... M.	13									1																11		1
	" ..... F.	14	1															1									9		3
	(e) Others under this title ..... M.	3																									3		
	" ..... F.	3																									3		
88	Diseases of organs of vision ..... M.	2																1									1		
	" ..... F.	1																									1		
89	Diseases of the ear and of the mastoid process ..... M.	2				1																				1			
	" ..... F.	3															1										1		1
	(a) Otitis and other diseases of the ear ..... M.	2				1																				1			
	" ..... F.	2															1										1		
	(b) Diseases of the mastoid process ..... F.	1																											1
	Class VII. Diseases of the circulatory system ..... Total	2025	4	18	4	18	15	7	13	9	45	16	15	5	48	30	68	51	10	3	7	9	28	7	9	16	1226	26	318
	" ..... M.	1281	4	12	3	16	9	5	7	5	34	11	5	3	28	23	38	27	7	3	3	7	22	4	8	8	800	19	170
	" ..... F.	744		6	1	2	6	2	6	4	11	5	10	2	20	7	30	24	3		4	2	6	3	1	8	426	7	148

90–95	Diseases of the heart	M.	1210	4	11	3	14	9	5	7	5	28	10	4	3	28	21	35	27	7	3	3	7	21	4	7	7	762	19	156
	"	F.	695		6	1	2	6	2	6	3	9	5	9	2	18	7	28	19	3		3	2	6	3	1	8	399	7	140
90	Pericarditis (acute rheumatic excluded)	M.	2																					2						
	"	F.	1																											1
	(b) Others under this title	M.	2																					2						
	"	F.	1																											1
91	Acute endocarditis (non-rheumatic)	M.	4																1									3		
	"	F.	4															1										1		2
	(a) Bacterial endocarditis (acute, subacute, or unspecified)	M.	4																1									3		
	Ditto	F.	3															1												2
	(c) Endocarditis (not specified under 45 years)	F.	1																									1		
92	Chronic affections of the valves and endocardium	M.	94			1	1		1		1		1			3	4	2	4					1				65		10
	"	F.	56									1			1	1		1	2	1								40		9
	(a) Specified valvular diseases (rheumatic)	M.	42							1						1	1		1					1				36		1
	"	F.	31									1						1	1	1								24		3
	(b) Other specified valvular diseases (non-rheumatic)	M.	44			1			1				1			2	2	1	3									25		8
	Ditto	F.	24												1	1			1									15		6
	(c) Unspecified valvular lesions and endocarditis	M.	8				1										1	1										4		1
	"	F.	1																									1		
93	Diseases of the myocardium	M.	743	1	8		5	7	4	6	3	18	4	3	1	19	10	23	14	1	2	2	3	8	4	2	1	484	15	95
	"	F.	479		5	1	2	6	2	4	1	4	4	6		14	7	20	12	2		2		1	1	1	3	275	7	99
	(a) Acute myocarditis	M.	5		1									1														2		1
	"	F.	9					1																				7	1	
	(b) Myocarditis (not specified under 45 years)	M.	3																											3
	(c) Chronic myocarditis and myocardial degeneration (rheumatic)	M.	13				1			1						1	1							1				6		2
	Ditto	F.	15																2									6	1	6
	(d) Chronic myocarditis (non-rheumatic)	M.	650	1	7		3	6	4	5	2	18	4	2	1	16	9	22	14	1	2	2	3	7	4	1	1	454	13	48
	"	F.	394		4	1	2	5	2	4	1	3	4	5		13	6	14	10	1		2			1	1	3	238	5	69
	(e) Other myocarditis (not specified)	M.	72				1	1			1					2		1								1		22	2	41
	"	F.	61		1							1		1		1	1	6		1				1				24		24
94	Diseases of the coronary arteries and angina pectoris	M.	343	2	3	2	6	1			1	10	3	1	2	6	7	9	8	5			4	10		5	6	201	3	48
	Ditto	F.	139		1					2	2	4	1	1	1	3		5	5			1	2	5	2		5	76		23
	(a) Diseases of the coronary arteries	M.	333	2	3	2	5	1			1	9	3	1	2	6	7	9	8	4			2	9		5	6	198	3	47
	"	F.	136		1					2	2	4	1	1	1	3		5	5			1	1	4	2		5	75		23
	(b) Angina pectoris	M.	10				1					1								1			2	1				3		1
	"	F.	3																				1	1				1		
95	Other diseases of the heart	M.	24	1			2	1		1			2					1		1	1	1						9	1	3
	"	F.	16											2				1										7		6
	(a) Functional diseases of the heart (no organic lesion)	M.	1																									1		
	Ditto	F.	6											2														1		3
	(b) Other diseases of the heart (rheumatic)	M.	4	1				1																				1	1	
	"	F.	7																									5		2
	(c) Other diseases of the heart (non-rheumatic)	M.	19				2			1			2					1		1	1	1						7		3
	"	F.	3															1										1		1
96	Aneurism (heart and aorta excepted)	M.	11																									8		3
	"	F.	6																3									3		
97	Arteriosclerosis (coronary or renal sclerosis or cerebral hæmorrhage excepted)	M.	42				2					4		1			2	2						1			1	22		7
	Ditto	F.	36								1	2				1		1	2			1						20		8
98	Gangrene	M.	3									1	1													1				
99	Other diseases of the arteries	M.	3															1										1		1
	"	F.	2																									2		
100	Diseases of the veins	M.	6									1																3		2
	"	F.	4											1		1		1										1		

TABLE 31.—CAUSES OF DEATH BY SEX AND PLACE OF RESIDENCE IN CITIES AND VILLAGES OF 1,000 POPULATION AND OVER, BRITISH COLUMBIA, 1945—*Continued.*

Int. List No.	CAUSES OF DEATH.	TOTAL.	Alberni.	Chilliwack.	Courtenay.	Cranbrook.	Creston.	Duncan.	Fernie.	Grand Forks.	Kamloops.	Kelowna.	Ladysmith.	Mission.	Nanaimo.	Nelson.	New Westminster.	North Vancouver.	Port Alberni.	Port Coquitlam.	Port Moody.	Prince George.	Prince Rupert.	Revelstoke.	Rossland.	Trail.	Vancouver.	Vernon.	Victoria.
102	High blood-pressure (idiopathic) ..... M.	5		1																							3		1
	" ..... F.	1																									1		
103	Other diseases of the circulatory system ..... M.	1																									1		
	Class VIII. Diseases of the respiratory system ..... Total	239	1	3		2	1		1	1	7	2	1	1	7	2	6	3	3	1		3	3	1	1	1	165	4	19
	" ..... M.	156	1	3		2			1	1	7				3	2	4	2	2	1		1	1	1		1	105	3	15
	" ..... F.	83					1					2	1	1	4		2	1	1			2	2		1		60	1	4
105	Diseases of the larynx ..... M.	1																										1	
	" ..... F.	1																					1						
106	Bronchitis ..... M.	10													1		1		2							1	5		
	" ..... F.	5															1	1									2		1
	(a) Acute ..... M.	5															1		2								2		
	(b) Chronic ..... M.	4													1												3		
	" ..... F.	5															1	1									2		1
	(c) Unspecified ..... M.	1																								1			
107	Bronchopneumonia ..... M.	60	1	2							6				2		1										39	1	8
	" ..... F.	37					1					2							1			1	1		1		29		1
108	Lobar pneumonia ..... M.	46		1		2					1							1		1		1	1	1			35	1	1
	" ..... F.	21											1		2							1					17		
109	Pneumonia (unspecified) ..... M.	20							1	1																	15		3
	" ..... F.	11												1	1		1										7		1
110	Pleurisy ..... M.	6																									6		
	" ..... F.	2																									2		
	(a) Empyema ..... M.	3																									3		
	" ..... F.	1																									1		
	(b) Others under this title ..... M.	3																									3		
	" ..... F.	1																									1		
111	Hæmorrhagic infarction, congestion, œdema, and thrombosis of the lungs ..... M.	3															1										2		
	Ditto ..... F.	3																									2	1	
	(a) Hæmorrhagic infarction, and thrombosis of the lungs ..... M.	2																									2		
	(b) Others under this title ..... M.	1															1												
	" ..... F.	3																									2	1	
112	Asthma ..... M.	5															1	1									1		2
	" ..... F.	1																									1		
114	Other diseases of the respiratory system (tuberculosis excepted) ..... M.	5														2											2		1
	Ditto ..... F.	2													1														1
	(a) Silicosis ..... M.	3														2											1		
	(d) Others under this title ..... M.	2																									1		1
	" ..... F.	2													1														1
	Class IX. Diseases of the digestive system ..... Total	265	2	5	2	3			1	1	5	3	1	2	4	4	12	6	3	1		3	4	2	3	2	168	4	24
	" ..... M.	156		4	2	3			1	1	3	3			1	1	4	2	3	1		3	2	1	2	1	100	3	15
	" ..... F.	109	2	1							2		1	2	3	3	8	4					2	1	1	1	68	1	9

115	Diseases of the buccal cavity and annexa, and of the pharynx and tonsils	M.	8									1				1			1			1					2		2
	Ditto	F.	5		1									1													2		1
	(a) Diseases of the teeth and gums	M.	2												1														1
	"	F.	2											1													1		
	(b) Septic sore throat	M.	2									1															1		
	"	F.	2		1																						1		
	(c) Diseases of the pharynx and tonsils	M.	4																1			1					1		1
	(d) Others under this title	F.	1																										1
116	Diseases of the œsophagus	M.	1																										1
	"	F.	1																								1		
117	Ulcer of the stomach or duodenum	M.	42		1		1				1					2			1		1			1	1	29		4
	"	F.	12										1	1													9		1
	(a) Stomach	M.	22		1		1									1			1					1			15		2
	"	F.	4																								3		1
	(b) Duodenum	M.	20								1					1					1				1	14		2
	"	F.	8										1	1													6		
118	Other diseases of the stomach	M.	1																								1		
119	Diarrhœa and enteritis (under 2 years of age)	M.	13		1		1														1	1					7		2
	"	F.	15								1						1					1					12		
	(a) Diarrhœa and enteritis	M.	13		1		1														1	1					7		2
	"	F.	15								1						1					1					12		
120	Diarrhœa and enteritis (2 years of age and over)	M.	11		1																						9		1
	"	F.	6								1					2											2	1	
	(a) Diarrhœa and enteritis	M.	3		1																						1		1
	"	F.	2								1					1													
	(b) Ulceration of the intestines	M.	8																								8		
	"	F.	4													1											2	1	
121	Appendicitis	M.	12			1					1												1				8	1	
	"	F.	8													1	1							1			4		1
122	Hernia, intestinal obstruction	M.	33					1	1	1						2	1	1				1		1			21	2	1
	"	F.	24	2									1		1	2	1										14		3
	(a) Hernia	M.	22							1						1		1				1		1			14	2	1
	"	F.	10	2									1		1	1											4		1
	(b) Intestinal obstruction	M.	11					1	1							1	1										7		
	"	F.	14													1	1										10		2
123	Other diseases of the intestines	M.	4																1								1		2
124	Cirrhosis of the liver	M.	17			1	1				1						1										11		2
	"	F.	12																								11		1
	(b) Without mention of alcoholism	M.	17			1	1				1						1										11		2
	"	F.	12																								11		1
125	Other diseases of the liver	M.	5											1													4		
	"	F.	4												1												3		
	(a) Acute yellow atrophy	M.	3											1													2		
	"	F.	2												1												1		
	(b) Others under this title	M.	2																								2		
	"	F.	2																								2		
126	Biliary calculi	M.	1																								1		
	"	F.	7												1	1	1										3		1
127	Other diseases of the gall-bladder and bile-ducts	M.	6									1															5		
	"	F.	7													1							1		1		3		1
128	Diseases of the pancreas	M.	2		1																						1		
	"	F.	3											1													2		
129	Peritonitis without stated cause	F.	5									1				1						1					2		
	Class X. Diseases of the urinary and genital systems	Total	325		2	1	4	1	2	1	1	4	2			3	3	11	15	2	1		2	7	1	1	3	206	5	47
	Ditto	M.	232		2	1	3		2	1		3	2			1	1	7	8	2	1		1	5	1		1	152	4	34
	"	F.	93				1	1			1	1				2	2	4	7				1	2		1	2	54	1	13

TABLE 31.—CAUSES OF DEATH BY SEX AND PLACE OF RESIDENCE IN CITIES AND VILLAGES OF 1,000 POPULATION AND OVER, BRITISH COLUMBIA, 1945—*Continued.*

Int. List No.	CAUSES OF DEATH.	TOTAL.	Alberni.	Chilliwack.	Courtenay.	Cranbrook.	Creston.	Duncan.	Fernie.	Grand Forks.	Kamloops.	Kelowna.	Ladysmith.	Mission.	Nanaimo.	Nelson.	New Westminster.	North Vancouver.	Port Alberni.	Port Coquitlam.	Port Moody.	Prince George.	Prince Rupert.	Revelstoke.	Rossland.	Trail.	Vancouver.	Vernon.	Victoria.
130	Acute nephritis ..... F.	2									1					1										1		
131	Chronic nephritis ..... M.	155		2	1	2		1	1		1	2			1	1	3	6	1			1	2	1		1	99	3	26
	„ ..... F.	73				1				1	1				2	1	3	6				1	2			2	41	1	11
132	Nephritis unspecified (over 10 years of age) ..... M.	6																					1				4		1
	„ ..... F.	2																									1		1
133	Other diseases of the kidneys and ureters ..... M.	11															1		1								9		
	„ ..... F.	4																1									3		
134	Calculi of the urinary passages ..... M.	9									1						1										7		
	„ ..... F.	6					1																				4		1
135	Diseases of the urinary bladder ..... M.	3									1						1										1		
136	Diseases of the urethra, urinary abscess, etc. ..... M.	2																									1		1
	(b) Others under this title ..... M.	2																									1		1
137	Diseases of the prostate ..... M.	46				1		1									1	2		1			2				31	1	6
139	Diseases of the female genital organs (non-venereal) ..... F.	6															1								1		4		
	(a) Ovaries, Fallopian tubes, and parametria ..... F.	3																							1		2		
	(b) Uterus ..... F.	2															1										1		
	(c) Others under this title ..... F.	1																									1		
	Class XI. Diseases of pregnancy, childbirth, and the puerperal state ..... Total	24		1					1						1			1					2				16	1	1
140	Abortion with mention of infection ..... F.	3													1												2		
	(c) Non-therapeutic ..... F.	3													1												2		
141	Abortion without mention of infection ..... F.	1																									1		
	(a) Spontaneous, therapeutic, or unspecified ..... F.	1																									1		
142	Ectopic gestation ..... F.	4																									4		
	(a) With mention of infection ..... F.	1																									1		
	(b) Without mention of infection ..... F.	3																									3		
147	Infection during childbirth and the puerperium ..... F.	8																1					1				4	1	1
148	Puerperal toxæmias—following delivery ..... F.	4																					1				3		
	(a) Puerperal eclampsia ..... F.	2																					1				1		
	(d) Others under this title ..... F.	2																									2		
149	Other accidents of childbirth ..... F.	4		1					1																		2		
	(b) Other conditions of childbirth ..... F.	4		1					1																		2		
	Class XII. Diseases of the skin and cellular tissue .. Total	5					1										1										2		1
	„ ..... M.	3					1										1										1		
	„ ..... F.	2																									1		1
152	Phlegmon and acute abscesses ..... M.	1																									1		
	„ ..... F.	1																											1
153	Other diseases of the skin and cellular tissue ..... M.	2					1										1												
	„ ..... F.	1																									1		
	Class XIII. Diseases of the bones and organs of movement ..... Total	3																									3		
	Ditto ..... M.	3																									3		

154	Osteomyelitis and periostitis	M.	2																							2		
155	Other diseases of the bones (tuberculosis excepted)	M.	1																							1		
	Class XIV. Congenital malformations	Total	68		1			3				1	1	2	1		4	1			1		3			1	45		4
	,,	M.	44		1			3					1	1	1		1	1			1		2			1	29		2
	,,	F.	24									1		1			3						1				16		2
157	Congenital malformations	M.	44		1			3					1	1	1		1	1			1		2			1	29		2
	,,	F.	24									1		1			3						1				16		2
	(a) Congenital hydrocephalus	M.	6					1															1				4		
	,,	F.	3																								1		2
	(b) Spina bifida and meningocele	M.	2														1												1
	,,	F.	5														1						1				3		
	(c) Anencephalus	M.	1																								1		
	(d) Congenital malformations of the heart	M.	17		1			1					1	1	1								1				10		1
	,,	F.	9											1			1										7		
	(e) Others under this title	M.	18					1										1			1					1	14		
	,,	F.	7									1					1										5		
	Class XV. Diseases peculiar to the first year of life	Total	160	2	4		2	1	2		4	2		2	5	3	11	7	2	2		4	4	1	1	7	73	5	16
	,,	M.	102	1	4		2	1			2	2		2	3	1	7	4	1	2		3	2	1	1	3	47	3	10
	,,	F.	58	1					2		2				2	2	4	3	1			1	2			4	26	2	6
158	Congenital debility	F.	3						1									1									1		
159	Premature birth	M.	64		3		1				1	1			2	1	5	3				2	2		1	3	31	1	7
	,,	F.	35	1					1		2				2	1	2	2					1			1	17	1	4
160	Injury at birth	M.	23	1			1					1		1				1	1	2				1			12	1	1
	,,	F.	10														1		1				1			1	5		1
	(a) Intracranial or spinal hæmorrhage	M.	9	1								1															6	1	
	,,	F.	3																				1			1	1		
	(b) Other intracranial or spinal injuries	M.	3											1													2		
	(c) Others under this title	M.	11				1											1	1	2				1			4		1
	,,	F.	7														1		1								4		1
161	Other diseases peculiar to the first year of life	M.	15		1			1			1			1	1		2					1					4	1	2
	,,	F.	10													1	1					1			2		3	1	1
	(a) Asphyxia (unspecified), atelectasis	M.	7		1			1									2					1							2
	,,	F.	5													1	1					1					2		
	(c) Other specified diseases peculiar to the first year of life	M.	8								1			1	1												4	1	
	Ditto	F.	5																							2	1	1	1
	Class XVI. Senility	Total	64		4			1	1		3	2		1	2		3	4		3			1				34		5
	,,	M.	32		2				1		3	1		1	1		1	3		2			1				14		2
	,,	F.	32		2			1				1			1		2	1		1							20		3
162	Senility	M.	32		2				1		3	1		1	1		1	3		2			1				14		2
	,,	F.	32		2			1				1			1		2	1		1							20		3
	(a) With dementia	M.	25		1				1		3			1				3		2							12		2
	,,	F.	9		1										1			1		1							5		
	(b) Without dementia	M.	7		1							1			1		1						1				2		
	,,	F.	23		1			1				1					2										15		3
	Class XVII. Violent or accidental deaths	Total	483		4	2	2	3	3	1	5	5	2	1	12	5	21	15	6	2	2	6	6	6	2	2	320	13	37
	,,	M.	360		4	2	2	3	2	1	5	4	2	1	11	4	14	10	6	2	2	5	4	6	2	2	231	9	26
	,,	F.	123						1			1			1	1	7	5				1	2				89	4	11
163, 164	Suicides	M.	61		1	1	1				1	1			3		2	1	1	1		2					42	3	1
	,,	F.	15									1					2										12		
163	Suicide by poisoning	M.	19																	1							18		
	,,	F.	10														2										8		

TABLE 31.—CAUSES OF DEATH BY SEX AND PLACE OF RESIDENCE IN CITIES AND VILLAGES OF 1,000 POPULATION AND OVER, BRITISH COLUMBIA, 1945—*Continued.*

Int. List No.	CAUSES OF DEATH.	TOTAL.	Alberni.	Chilliwack.	Courtenay.	Cranbrook.	Creston.	Duncan.	Fernie.	Grand Forks.	Kamloops.	Kelowna.	Ladysmith.	Mission.	Nanaimo.	Nelson.	New Westminster.	North Vancouver.	Port Alberni.	Port Coquitlam.	Port Moody.	Prince George.	Prince Rupert.	Revelstoke.	Rossland.	Trail.	Vancouver.	Vernon.	Victoria.
	Suicides—*Continued.*																												
	Suicide by poisoning—*Continued.*																												
	(a) By corrosive substances, solid and liquid poisonings ..... M.	3																		1							2		
	Ditto ..... F.	5															1										4		
	(b) By poisonous gas ..... M.	16																									16		
	,, ... F.	5													1												4		
164	Suicide by other means ..... M.	42		1	1	1					1	1			3		2	1	1			2					24	3	1
	,, ... F.	5										1															4		
	(a) By hanging or strangulation ..... M.	14		1		1									1												10	1	
	,, ... F.	2																									2		
	(b) By drowning ..... M.	2																									2		
	,, ... F.	1										1																	
	(c) By firearms or explosives ..... M.	11			1							1			2							2					3	1	1
	,, ... F.	1																									1		
	(d) By cutting or piercing instruments ..... M.	12									1						2	1	1								6	1	
	,, ... F.	1																									1		
	(e) By jumping from high places ..... M.	3																									3		
166–168	Homicides ..... M.	6																									5		1
	,, ... F.	4																					1				2		1
166	Homicides by firearms ..... M.	1																									1		
167	Homicide by cutting or piercing instruments ..... M.	1																											1
	,, ... F.	2																					1				1		
168	Homicide by other or unspecified means ..... M.	4																									4		
	,, ... F.	2																									1		1
169–195	Accidental deaths ..... M.	283		3	1	1		3	2	1	4	3	2	1	8	4	12	8	5	1	2	3	4	6	2	2	177	5	23
	,, ... F.	104							1						1	1	5	5				1	1				75	4	10
169	Railway accidents (excluding motor-vehicles) ..... M.	18						1			1	2				1	2			1				3		1	5	1	
170	Motor-vehicle accidents ..... M.	53		2											1	1	3	1	2		1		1	1	1		34	1	4
	,, ... F.	16															1	1									12	1	1
	(a) Collisions with trains ..... M.	1																									1		
	(b) Collisions with street-cars ..... M.	1																									1		
	(c) Automobile accidents (excluding trains or street-cars) ..... M.	49		2											1	1	3	1	2		1		1	1	1		30	1	4
	Ditto ..... F.	16															1	1									12	1	1
	(d) Motor-cycle accidents (excluding automobiles) M.	2																									2		
171	Street-car and other road transport accidents ..... M.	10																			1						8		1
	,, ... F.	2																									2		
	(a) Street-car accidents (excluding trains and motor-vehicles) ..... M.	8																									7		1
	Ditto ..... F.	2																									2		
	(b) Others under this title ..... M.	2																			1						1		
172	Water transport accidents ..... M.	15																					1	1			13		
173	Air transport accidents ..... M.	5											1					1							1		1		1
174	Accidents in mines and quarries ..... M.	3							2						1														
175	Agricultural and forestry accidents ..... M.	20				1		1					1		2	1			1			1					12		
	(d) Accidents involving forestry machinery and vehicles ..... M.	2						1							1														

	(e) Other forestry accidents	M.	18				1						1		1	1			1			1					12		
176	Other accidents involving machinery	M.	6															2									4		
177	Food poisoning	F.	1																								1		
178	*Accidental absorption of poisonous gas*	M.	13									1														1	10		1
	,,	F.	1																								1		
	(a) Coal- and illuminating-gas	M.	11																								10		1
	,,	F.	1																								1		
	(c) Other carbon-monoxide gas	M.	2								1														1				
179	Acute accidental poisoning by solids or liquids	M.	5														1										4		
	,,	F.	6																								5		1
180	Conflagration	M.	7											1						1							5		
	,,	F.	4																	1							1		2
181	Accidental burns (conflagration excepted)	M.	15															1									13		1
	,,	F.	4																								4		
182	Accidental mechanical suffocation	M.	3				1		1																		1		
183	Accidental drowning	M.	26		1											1	1				1						15	1	6
	,,	F.	1																								1		
184	Accidental injury by firearms	M.	6													1											3		2
186	Accidental injury by fall or crushing	M.	56							3			2			3	2	1			1		1				36	1	6
	,,	F.	61										1	1		3	4										45	2	5
	(a) Accidental injury by fall	M.	52							3			1			2	2						1				36	1	6
	,,	F.	61										1	1		3	4										45	2	5
	(b) Accidental injury by crushing	M.	4										1			1		1			1								
189	Hunger or thirst	M.	1																								1		
191	Excessive heat	M.	1										1																
193	Accidents due to electric currents	M.	3													1											2		
194	Attack by venomous animals (non-occupational)	F.	1					1																					
195	Other accidents	M.	17		1								1	1		1					1						10	1	1
	,,	F.	7													1					1						3	1	1
	(c) Lack of care of the new-born	M.	1																								1		
	(d) Obstruction, suffocation or puncture by ingested objects	M.	5											1													3		1
	Ditto	F.	4													1					1						1		1
	(e) Other and unspecified objects	M.	11		1								1			1					1						6	1	
	,,	F.	3																								2	1	
196–198	Operations of war and legal executions	M.	10															1									7	1	1
196	Deaths of persons in military service during operations of war	M.	10															1									7	1	1
	Class XVIII. Ill-defined and unknown causes of death	Total	4				1							2													1		
	Ditto	M.	2											1													1		
	,,	F.	2				1							1															
200	Ill-defined and unknown causes	M.	2											1													1		
	,,	F.	2				1							1															
	(a) Ill-defined	M.	2											1													1		
	(c) Unknown or unspecified cause	F.	2				1							1															

TABLE 31.—CAUSES OF DEATH BY SEX AND PLACE OF RESIDENCE IN CITIES AND VILLAGES OF 1,000 POPULATION AND OVER, BRITISH COLUMBIA, 1945—*Continued.*

CLASSIFICATION OF ACCIDENTAL DEATHS ACCORDING TO THE NATURE OF INJURY.

(These accidental deaths are classified above according to circumstances involving the accident under rubrics 169 to 176, 178, 180, 181, 182, 183, 185, 186, 187, and 193.)

Int. List No.	CAUSES OF DEATH.		TOTAL.	Alberni.	Chilliwack.	Courtenay.	Cranbrook.	Creston.	Duncan.	Fernie.	Grand Forks.	Kamloops.	Kelowna.	Ladysmith.	Mission.	Nanaimo.	Nelson.	New Westminster.	North Vancouver.	Port Alberni.	Port Coquitlam.	Port Moody.	Prince George.	Prince Rupert.	Revelstoke.	Rossland.	Trail.	Vancouver.	Vernon.	Victoria.
.....	Accidental absorption of poisonous gas	M.	17	.....	.....	.....	.....	.....	.....	.....	.....	.....	1	.....	.....	.....	.....	.....	.....	.....	.....	.....	.....	1	.....	.....	1	13	.....	1
,,		F.	2	.....	.....	.....	.....	.....	.....	.....	.....	.....	.....	.....	.....	.....	.....	.....	.....	.....	.....	.....	.....	1	.....	.....	.....	1	.....	.....
.....	Accidental burns	M.	19	.....	.....	.....	.....	.....	.....	.....	.....	.....	.....	1	.....	.....	1	.....	1	.....	.....	.....	.....	.....	.....	1	.....	14	.....	1
,,		F.	8	.....	.....	.....	.....	.....	.....	.....	.....	.....	.....	.....	.....	.....	.....	.....	.....	.....	.....	.....	.....	.....	.....	.....	.....	6	.....	2
.....	Accidental mechanical suffocation	M.	3	.....	.....	.....	.....	.....	1	.....	1	.....	.....	.....	.....	.....	.....	.....	.....	.....	.....	.....	.....	.....	.....	.....	.....	1	.....	.....
.....	Accidental drowning	M.	42	.....	.....	1	.....	.....	.....	.....	.....	.....	.....	.....	.....	.....	.....	1	1	.....	.....	.....	.....	2	1	.....	.....	29	1	6
,,		F.	3	.....	.....	.....	.....	.....	.....	.....	.....	.....	.....	.....	.....	.....	.....	.....	1	.....	.....	.....	.....	.....	.....	.....	.....	2	.....	.....
.....	Accidental injury by cutting or piercing instruments	M.	5	.....	.....	.....	.....	.....	.....	.....	.....	.....	.....	.....	.....	.....	.....	.....	1	.....	.....	.....	.....	.....	.....	.....	1	3	.....	.....
.....	Accidental injury by fall	M.	58	.....	.....	.....	.....	.....	.....	.....	.....	3	.....	.....	.....	1	.....	2	2	.....	.....	1	.....	.....	1	.....	.....	41	1	6
,,		F.	61	.....	.....	.....	.....	.....	.....	.....	.....	.....	.....	.....	.....	1	1	3	4	.....	.....	.....	.....	.....	.....	.....	.....	45	2	5
.....	Accidental injury by crushing	M.	106	.....	2	.....	1	.....	2	2	.....	1	2	1	.....	5	3	6	3	4	1	1	2	1	4	1	.....	56	2	6
,,		F.	15	.....	.....	.....	.....	.....	.....	.....	.....	.....	.....	.....	.....	.....	.....	1	.....	.....	.....	.....	.....	.....	.....	.....	.....	12	1	1
.....	Accidents due to electric currents	M.	3	.....	.....	.....	.....	.....	.....	.....	.....	.....	.....	.....	.....	.....	.....	1	.....	.....	.....	.....	.....	.....	.....	.....	.....	2	.....	.....

TABLE 32.—MARRIAGES BY MONTHS FOR BRITISH COLUMBIA, 1945.

PROVINCE.	TOTAL.	MONTHS.											
		Jan.	Feb.	March.	April.	May.	June.	July.	Aug.	Sept.	Oct.	Nov.	Dec.
British Columbia.....	9,262	532	539	571	643	657	1,096	928	900	932	804	786	874

TABLE 33.—MARRIAGES—MARITAL STATUS OF CONTRACTING PARTIES, BRITISH COLUMBIA, 1945.

PROVINCE.	TOTAL MARRIAGES.	MARRIAGES BETWEEN									PER CENT. OF BRIDE-GROOMS WHO WERE			PER CENT. OF BRIDES WHO WERE		
		Bachelors and			Widowers and			Divorced Men and								
		Spinsters.	Widows.	Divorced Women.	Spinsters.	Widows.	Divorced Women.	Spinsters.	Widows.	Divorced Women.	Bachelors.	Widowers.	Divorced.	Spinsters.	Widows.	Divorced.
British Columbia.....	9,262	6,969	344	498	229	306	84	535	101	196	84.3	6.7	9.0	83.5	8.1	8.4

TABLE 34.—MARRIAGES—AGES OF BRIDEGROOMS AND BRIDES, BRITISH COLUMBIA, 1945.

Age of bridegroom.	Total grooms.	AGE OF BRIDE.																																								
		Under 16.	16	17	18	19	20	21	22	23	24	25	26	27	28	29	30	31	32	33	34	35	36	37	38	39	40	41	42	43	44	45	46	47	48	49	50–54	55–59	60–64	65–69	70–74	75 and over.	Not stated.
Under 18	28	1	7	12	2	3	1	2																																			
18	92	4	5	18	26	16	11	6	4	2																																	
19	170	1	9	23	31	43	30	18	9	1	1	2	1						1																								
20	348	2	7	35	64	67	64	46	28	19	8	3		2	1	2																											
21	629	1	16	39	75	130	124	112	45	32	26	12	6	4	3	2			1		1																						
22	643	3	9	35	80	93	101	128	88	58	20	17	4	2		1	2	1		1																							
23	743		13	29	69	90	101	110	115	87	51	43	15	12	3	2			1			1		1																			
24	714	1	2	17	35	58	83	121	94	99	92	42	26	17	6	11	5	3		2																							
25	662	1	6	13	23	49	88	92	66	92	67	64	35	18	16	13	7	3	2	1	1	2	1		1					1													
26	502		7	14	25	31	50	60	55	56	60	44	28	24	14	5	6	6	7	3	1	5	1																				
27	431		4	9	20	25	34	46	44	53	47	41	35	21	15	9	7	6	11	1	2		1																				
28	395		1	6	17	17	26	38	33	47	43	34	29	15	29	13	13	11	6	2	5	3	2			2				2	1												
29	388	1	1	3	8	15	30	40	47	43	38	35	18	19	17	20	16	5	13	5	8	3				1		1										1					
30	372		1	5	10	17	29	26	30	38	36	35	35	27	20	22	15	6	5	4	3	2	1	1	2				1								1						
31	283			4	3	5	13	21	15	29	23	25	21	15	20	19	15	13	15	7	2	5	4	2	2	2		1			1		1										
32	258		1	3	4	5	13	15	17	22	20	27	10	15	14	18	21	8	14	9	9	3	2	3	2			1			1												1
33	195			3	4	3	5	11	12	10	10	16	10	11	16	13	7	7	18	8	8	5	4	4	1	4	2	1	1	1													
34	203		1		5	2	11	5	14	12	15	18	11	13	7	10	18	11	8	6	11	1	5	3	5	3	5	1	1	1													
35	190		2	2	5	2	7	3	5	13	11	7	14	9	15	13	14	17	6	5	11	7	8	1	7	1			2	1					1		1						
36	138			1		1	3	8	3	7	7	9	9	5	12	8	11	10	5	4	7	8	8	4	2	3		1	1		1												
37	157			2	2	1	3	2	5	3	4	4	10	16	8	12	7	8	8	7	14	4	8	9	9	4	3	2	1			1											
38	144		1		1	3	3	5	7	8	2	10	7	4	14	7	12	13	6	6	6	5	7	3	3	4	2	2	1	1		1											
39	126				2	3	2	2	5	1	9	6	7	5	9	5	10	6	8	8	4	3	9	2	4	4	5	1	1			2	2	1									
40	123							2	3	6	6	7	2	3	3	4	4	7	5	9	6	11	10	7	7	4	2	2	5	3	1	2	1				1						
41	103			1		1		3		3	2	2	4	1	7	3	2	5	8	4	7	8	7	6	6	5	3	3	2		2	2	2	2	1	1							
42	98			1			1	1	2		1	5	3	5	1	1	6	4	6	7	5	8	8	4	5	3	2	1	5	4	3	1		2		1	2						
43	74		1		1		2	1	1	3	4		4	3	1	1	5	5	3	5	1	6	1	2	5	4	2	1	2		3	3	1				2	1					
44	68						2	3	3	1	2	1	1	2	1	2	2	3	2	5	3	5	1	3	1	5	1	4	2	3	2	2	3			2	1						
45	76							2	1	3	3	2	2	1	2	1	2	2	3	4	4	6	4	2	4	4	5	1	1	6	1	3	2		1	1	2	1					
46	58	1		1					2	1		1			2	1	3	1	4	3	4	1	4		5	2	3	2	1	5	3	4	2			1	1						
47	63								2			2			2		4	2	2	4	3	3	1	3	3	3	2	1	6	3	1	3	2	1	1	2	3	3	1				
48	59			1						1		1	2	2	1	2	4	2		1		3	5	4	2	4	3	2	4	3		2	1	4	1	2	2						
49	33														2		1		1		2		1	4		3	3	2	2	2	1	1	1		1	3	2	1					
50–54	208				2	2		1		1		1		2		5	1	11	4	2	4	6	6	4	5	6	13	6	6	9	5	11	11	7	9	13	36	15	3	1			
55–59	191										2	1	1			2	5			2	4	1	5	3	7	5	6	5	5	4	5	7	7	5	10	8	52	31	6		2		
60–64	131							2						1		1					1	1	2	2	2	3	1		2	1	5	3	4	2	4	10	31	24	21	6	2		
65–69	88										1										1		1		2	2	2					1	1	3	2	2	12	19	19	16	3	1	
70–74	52														1						1													1		2	12	3	17	6	7	2	
75–79	17																										1										1	1	4	2	3	5	
80 and over	9																																			2	2		2		2	1	
Not stated																																											
Total brides.	9262	16	94	277	514	682	837	932	755	751	611	517	350	274	262	228	225	176	173	125	139	116	117	77	92	81	66	41	52	50	36	49	41	28	31	50	164	100	73	31	19	9	1

TABLE 35.—MARRIAGES—DENOMINATIONS OF CONTRACTING PARTIES, BRITISH COLUMBIA, 1945.

DENOMINATION OF BRIDE.

DENOMINATION OF GROOM.	TOTAL GROOMS.	Adventists.	Anglicans.	Apostolic Bodies.	Baptists.	Brethren, including United.	Christadelphians.	Christians.	Christian Missionary Alliance.	Christian Scientists.	Churches of Christ (Disciples).	Church of God.	Doukhobors.	Eastern Orthodox Churches.	Evangelicals.	Gospel Bodies.	Greek Catholic Churches.	Holiness Movement.	International Bible Students.	Jewish.	Lutherans.	Mennonites.	Methodists.	Moravian Church.	Mormons.	Non-denominational.	Oriental Religions.	Pentecostal Assemblies.	Plymouth Brethren.	Presbyterians.	Reformed Churches (Christian).	Roman Catholics.	Salvation Army.	Society of Friends.	Spiritualists.	Swedenborgians.	Unitarians.	United Church of Canada.	Other Religions.	Non-religious Denominations.	Unspecified or Unknown.
Adventists	25	18	3		1																									1			1					1			
Anglicans	2290	1	1164	1	66	3			1	15	2			14	1		4			2	63	2	7		3	53	1	5	1	140		155	5	2				565	6	5	3
Apostolic bodies	3		2																											1											
Baptists	327	1	71		97	4		3		1	2			2					1		8	1			1	16		4		15		30						69	1		
Brethren, including United	21		4		1	10																				1			1	2								2			
Christadelphians	3						1																															2			
Christians	15		4					7																						1		1						2			
Christian Missionary Alliance	2																					1																1			
Christian Scientists	36		12		2					6											3							1		4		3						5			
Churches of Christ (Disciples)	8		5								2																											1			
Church of God	2											1																										1			
Doukhobors	12												10																	1		1									
Eastern Orthodox Churches	91	1	10										3	30			4			1	6					5				7		9						15			
Evangelicals	16		1		1					1					5						2		1			1			1			1						2			
Gospel bodies	8		1		1				1							3																2									
Greek Catholic Churches	51		3		1					1				2			22				3					1				1		12						5			
Holiness Movement	1		1																																						
International Bible Students	18	1			1														15							1															
Jewish	50		4																	36	1				1	3						4									1
Lutherans	472		82		11			1		1		1		2			1				137	2	4		1	25		2	1	32		59						105	2	2	1
Mennonites	63		1		1									1								57								1								2			
Methodists	78		16		6									3							3		8			2				7		11	1					20			1
Moravian Church	2																								1													1			
Mormons	23		6												1						1				3	2						2						7	1		
Non-denominational	932		36		17					3				6		1	2			2	32				3	686		1		21		73			1			46		1	1
Oriental religions	67				1																						56			2		1						6		1	
Pentecostal Assemblies	59		9		1																1	1				1		40		1		1						4			
Plymouth Brethren	17		2																										14									1			
Presbyterians	813		204	2	35	1		1		6				5	1				1		42		3		1	18		3		271		57	4	2				149	2	4	1
Reformed Churches (Christian)	4				1							1																			1	1									
Roman Catholics	1284	5	172		20	1				1			1	10			8		1	1	44	2	2		1	89		4		51		686	1					175		5	4
Salvation Army	26		6																									1		1		1	11					6			
Society of Friends	1																																					1			
Spiritualists	3																									1									2						
Swedenborgians	1																															1									
Unitarians	4		1																		1					1											1				
United Church of Canada	2301	3	449	1	55	1		1	1	10	3			11			2		1		62	3	7		4	32	1	9		99		146	4					1390	3	3	
Other religions	28	1	10		2									1												1				1		2						4	6		
Non-religious denominations	78		9		2									1							3		1			3				2		8						17		32	
Unspecified or unknown	27		7																		1					1				1		1						2			14
Total brides	9262	31	2295	4	323	20	1	13	3	45	9	3	14	88	8	4	43	...	19	42	413	69	33	...	19	943	58	70	18	663	1	1268	27	4	3	...	1	2607	21	53	26

TABLE 36.—MARRIAGES—BIRTHPLACES OF BRIDEGROOMS AND BRIDES, BRITISH CILUMBIA, 1945.

BIRTHPLACE OF BRIDEGROOM.	TOTAL BRIDEGROOMS.	BIRTHPLACE OF BRIDE. CANADA.										BRITISH ISLES.					BRITISH POSS.		EUROPE.																	ASIA.						
		Prince Edward Island.	Nova Scotia.	New Brunswick.	Quebec.	Ontario.	Manitoba.	Saskatchewan.	Alberta.	British Columbia.	Prov. Unspec.	England.	Ireland.	Scotland.	Wales.	Other.	Newfoundland.	Other.	Austria.	Belgium.	Czechoslovakia.	Denmark.	Finland.	France.	Germany.	Hungary.	Italy.	Netherlands.	Norway.	Poland.	Rumania.	Russia (U.S.S.R.)	Sweden.	Yugoslavia.	Other.	China.	Japan.	Other.	United States.	Other American countries.	Other countries.	Unspecified.
Canada	6812	5	59	29	73	310	456	1220	806	2985	7	246	28	123	10	1	8	16	5	5	8	9	6	4	13	9	9	4	24	30	8	21	11	4	6	8	4	...	236	4	...	2
Prince Edward Island	20						1	5	3	5		1						1											1							1			2			
Nova Scotia	93		7	1	2	6	9	10	14	22		9	1	2	1									1			1					1				1			5			
New Brunswick	76	1	2	6	2	5	5	10	4	25		3	1	4																									8			
Quebec	169			2	13	15	17	22	16	52		10	1	6					1						1				1	1		1							10			
Ontario	812	1	10	5	15	94	47	127	88	268		52	3	23	2	1	2	4	1	1	1	1	2	2	2	2	1	1	2	6	3	2	2				1		40			
Manitoba	673		5	4	6	29	85	120	90	227	2	36	4	11			1	1			1	2			1	1	2	2	1	4	2	7	2		1				24	2		
Saskatchewan	1249	1	8	4	12	41	89	402	132	434		25	2	22	3		2			3	2	1	2		7	2	1		4	3	2	2	2		2	1			37	1		
Alberta	904	2	12	2	8	31	46	158	185	354	2	30	5	14			1	2					1			1	1		7	5		4	2	1	2	1	1		26			
British Columbia	2808		15	5	15	89	156	365	272	1596	2	79	11	41	4		2	8	3	1	4	5	1	1	2	3	3	1	8	11	1	4	3	3	1	4	2		84	1		2
Province unspecified	8						1	1	2	2	1	1																														
British Isles	1071	4	15	6	15	73	91	117	78	317	2	166	13	74	3	1	4	7		1		2	1	2	1	1	1	2	3			6	1		2	2	2		57	1		
England	688	3	7	4	7	52	56	71	51	206	2	116	7	41	2	1	4	7				1	1	2	1	1	1	2	1			2				2	2		34	1		
Ireland	82	1	1	2	1	5	8	13	2	25		8	3	5	1					1																			6			
Scotland	250		6		6	12	22	27	20	74		33	3	24								1							1			3	1		1				16			
Wales	49		1		1	4	5	6	5	12		9		2															1			1			1				1			
Other	2													2																												
British Possessions	65				1	4	5	12	6	23		7		1	1		1														1	1				1			1			
Newfoundland	15							6		2		4					1														1	1										
Other	50				1	4	5	6	6	21		3		1	1																					1			1			
Europe	596		7		5	21	43	90	50	127		39	5	17	1		2		5	3	6	5	10	2	14	5	7	1	13	14	1	46	10	6	2				39			
Austria	25				1	1	2	5	1	3									4	1					4					1			1						1			
Belgium	15				1		2	1	3	2		3			1					1					1																	
Czechoslovakia	14							1	1	2		1		1							3						1			2									2			
Denmark	47					3	3	7	4	14		3	1	1							1	3			1	1							1						4			
Finland	32		1				1	3	2	9		1	2	1									9	1															2			
France	7		1				1	1	1	2														1																		
Germany	29					2	1	4	2	9		2							1	1					3														4			
Hungary	17						1	3	1	3		2		1							1					3						1							1			
Italy	34					1	1	6	2	14		1	2								1						6															
Netherlands	14					1	3	1		4		1		1														1	1						1							
Norway	74		2		1	5	3	8	6	16		6		4								1			1				8			2	2	1					8			
Poland	52		1				5	16	3	13		1		1			1								1					6		1	1						2			
Rumania	15						4	5	1	2		1																		1									1			
Russia (U.S.S.R.)	98					2	9	15	6	10		2		1											2	1				3		42							5			
Sweden	77		1		1	4	7	6	12	11		11		3			1					1	1						4		1		5						8			
Yugoslavia	23							2	4	6		3		2											1									5								
Other	23		1		1	2		6	1	7		1		1																1					1				1			
Asia	57						1	1	1	44			1																							1	5		3			
China	30						1	1		24			1																							1	1		1			
Japan	22									18																											4					
Other	5								1	2																													2			
United States	655	2	4	3	12	40	33	107	70	222		30	4	12	1		2	2	1				3	1	3				2	3	1	7		2					87	1		
Other American countries	3					1				1				1																												
Other countries	1											1																														
Unspecified	2							1																															1			
Total brides	9262	11	85	38	106	449	629	1548	1011	3719	9	489	51	228	16	2	17	25	11	9	14	16	20	9	31	15	17	7	42	47	11	81	22	12	10	12	11	...	424	6	...	2

TABLE 37.—BIRTHS OF INDIANS (EXCLUSIVE OF STILL-BIRTHS) BY MONTHS AND BY PLACE OF RESIDENCE OF MOTHERS, BRITISH COLUMBIA, 1945.

PROVINCE.	TOTAL.	MONTHS.											
		Jan.	Feb.	March.	April.	May.	June.	July.	Aug.	Sept.	Oct.	Nov.	Dec.
British Columbia.....	1,231	100	110	115	104	100	109	91	109	90	90	100	113

TABLE 38.—BIRTHS OF INDIANS (EXCLUSIVE OF STILL-BIRTHS) CLASSIFIED AS LEGITIMATE OR ILLEGITIMATE, BY PLACE OF RESIDENCE OF MOTHERS, BRITISH COLUMBIA, 1945.

PROVINCE.	TOTAL BIRTHS.			LEGITIMATE.			ILLEGITIMATE.		
	Total.	M.	F.	Total.	M.	F.	Total.	M.	F.
British Columbia.....	1,231	628	603	957	483	474	274	145	129

TABLE 39.—BIRTHS OF INDIANS (EXCLUSIVE OF STILL-BIRTHS) CLASSIFIED ACCORDING TO AGES OF PARENTS, BY PLACE OF RESIDENCE OF MOTHERS, BRITISH COLUMBIA, 1945.

Age of Father.	Total.	Age of Mother.																																							
		12	13	14	15	16	17	18	19	20	21	22	23	24	25	26	27	28	29	30	31	32	33	34	35	36	37	38	39	40	41	42	43	44	45	46	47	48	49	50 and over.	Not stated.
Under 16 years																																									
16 years																																									
17 ,,	1													1																											
18 ,,	8				1			3	1	1	1		1																												
19 ,,	12					2	1	3	1	1	2				1		1																								
20 ,,	16				1	2	2	2	4	1	2		1	1																											
21 ,,	17				1		2	2	4	1	3	1	1	1	1																										
22 ,,	35					3	5	3	6	5	3	5	1	2	2																										
23 ,,	38					1	2	5	4	7	5	6	2	2	1	1	1								1																
24 ,,	48				1	1	1	3	4	6	6	6	7	5	3	2	1			1			1																		
25 ,,	45						3	2	6	4	10	3	7	3	2	2	1	1		1																					
26 ,,	31						1	1	1	1	2	6	4	2	4	3	2		4																						
27 ,,	37					1	1	2	3	3	2	6	4	4	1	1	6				1	1				1															
28 ,,	37						1		1	4	4	4	5	6	2	1	6	1	1		1																				
29 ,,	38								1	1	3	3	4	5	3	5	6	4	2												1										
30 ,,	49						2	2	1	1	5	4	6	4	5	5	3	2	3	2		1	1	1			1														
31 ,,	37						1	1	1			1	2	3	6	4	4	1	5	3	2				1	1			1												
32 ,,	44						1	1		1		5	1	2	3	3	8	1	5	4	1	2	4	1						1											
33 ,,	37									1		2	2	4	5	2	5	4	3	2		3	1	1	1				1												
34 ,,	39							1	1		1	1	1	2	4	5	1	3	2	3	6	2	1	1	1	2			1												
35 ,,	27								3			3	1		1	1	1	6	1	1	3	1	2	2									1								
36 ,,	37									1		1		2	4	2	1	3	2	2	4		1	4	4	6															
37 ,,	36								1				2	2	3	2	2	3	1	2	2	2	1	4	1	1	4	2	1												
38 ,,	38								1	1	2	1	1	1	1	1	1	3	2		6		1	1	2	3	4	6													
39 ,,	21									1		1				1			1	3	1	1			2	1	2	3	2			1		1							
40 ,,	15										2						3			2	1				2		1	1	1	2											
41 ,,	21									1			1		3	1	2				2	1		4		2	1		2	1											
42 ,,	18												1	1					2	1	1	1	1		1	4	1	2	1	1											
43 ,,	17						1									1			1	1	1		1		2	2	3				2		2								
44 ,,	13								1		1					1			3	1	1							1	1					2	1						
45 ,,	35												1			1	1	2		2	1		2		7	2		2	3	1	3		3	2	1			1			
46 ,,	10																		1		1		1	1		1		1	1					2	1						
47 ,,	13											1					1	1				1				1		1	1	1	1	2		1	1						
48 ,,	14														3		1	1					1						2	2	1				2					1	
49 ,,	14													2					1	2			1			1		1		1	2		1				1		1		
50 ,,	11																						1	1	1					3			1	1	1					2	
51 ,,	5																									1	1	1					1		1						
52 ,,	4							1																1							1				1						
53 ,,	7																			1	1			1	1				1					1			1				
54 ,,	3																	1								1				1											
55 ,,	6													1								1		2							1			1							
56 ,,	1																																	1							
57 ,,	3																								1		1				1										
58 ,,																																									
59 ,,	5												1										1							1			1							1	
60 ,,																																									
61 ,,	1																					1																			
62 ,,	3																															1	1		1						
63 ,,	2																					1									1										
64 ,,	1																										1														
65 and over	4									1														1						1						1					
Not stated	3					1											1																								1
Children born to—																																									
Married mothers	957				4	11	24	32	45	43	54	60	57	56	58	45	59	37	40	34	36	19	22	26	28	30	20	21	19	16	14	4	11	12	10	1	2	1	1	4	1
Unmarried mothers	274				9	11	23	23	27	16	24	18	21	8	14	7	5	10	8	3	4	4	6	1	6	4	5	4	5	1	1	2	1			1		2			
All mothers	1,231				13	22	47	55	72	59	78	78	78	64	72	52	64	47	48	37	40	23	28	27	34	34	25	25	24	17	15	6	12	12	10	2	2	3	1	4	1

TABLE 40.—DEATHS OF INDIAN CHILDREN UNDER ONE YEAR (EXCLUSIVE OF STILL-BIRTHS) BY MONTHS AND BY PLACE OF RESIDENCE, BRITISH COLUMBIA, 1945.

PROVINCE.	TOTAL.	MONTHS.											
		Jan.	Feb.	March.	April.	May.	June.	July.	Aug.	Sept.	Oct.	Nov.	Dec.
British Columbia	186	14	18	18	14	9	16	15	21	11	19	13	18

TABLE 41.—DEATHS OF INDIAN CHILDREN UNDER ONE YEAR (EXCLUSIVE OF STILL-BIRTHS) BY AGE AT DEATH, AND BY PLACE OF RESIDENCE, BRITISH COLUMBIA, 1945.

AGES.		No.
All infants	Total	186
,,	M.	103
,,	F.	83
Under 1 day	Total	26
,,	M.	19
,,	F.	7
1 day	Total	3
,,	M.	2
,,	F.	1
2 days	Total	4
,,	M.	3
,,	F.	1
3 days	Total	3
,,	M.	3
,,	F.	.....
4 days	Total	2
,,	M.	2
,,	F.	.....
5 days	Total	1
,,	M.	.....
,,	F.	1
6 days	Total	2
,,	M.	.....
,,	F.	2
Under 1 week	Total	41
,,	M.	29
,,	F.	12
1 week and under 2 weeks	Total	5
,,	M.	3
,,	F.	2
2 weeks and under 3 weeks	Total	2
,,	M.	2
,,	F.	.....
3 weeks and under 1 month	Total	.....
,,	M.	.....
,,	F.	.....
Under 1 month	Total	48
,,	M.	34
,,	F.	14
1 month and under 2 months	Total	16
,,	M.	10
,,	F.	6
2 months and under 3 months	Total	21
,,	M.	11
,,	F.	10
3 months and under 4 months	Total	12
,,	M.	6
,,	F.	6
4 months and under 5 months	Total	17
,,	M.	11
,,	F.	6
5 months and under 6 months	Total	12
,,	M.	6
,,	F.	6
6 months and under 7 months	Total	17
,,	M.	4
,,	F.	13
7 months and under 8 months	Total	8
,,	M.	5
,,	F.	3
8 months and under 9 months	Total	8
,,	M.	3
,,	F.	5
9 months and under 10 months	Total	9
,,	M.	4
,,	F.	5
10 months and under 11 months	Total	9
,,	M.	4
,,	F.	5
11 months and under 12 months	Total	9
,,	M.	5
,,	F.	4

TABLE 42.—DEATHS OF INDIAN CHILDREN (EXCLUSIVE OF STILL-BIRTHS) FROM CERTAIN SPECIFIED CAUSES IN THE FIRST YEAR OF LIFE, FOR EACH SEX, BY PLACE OF RESIDENCE, BRITISH COLUMBIA, 1945.

Int. List No.	CAUSES OF DEATH.	Total	M.	F.
	All causes	186	103	83
8	Scarlet fever	1	1	....
9	Whooping-cough	2	....	2
13	Tuberculosis of the respiratory system	6	2	4
14–22	Tuberculosis, other forms	3	1	2
30	Syphilis	1	1	....
33	Influenza	6	4	2
35	Measles	6	4	2
64	Diseases of the thymus gland	1	1	....
81	Meningitis (non-meningococcal)	2	....	2
106	Bronchitis	1	1	....
107	Bronchopneumonia	24	16	8
108, 109	Pneumonia	30	12	18
115	Diseases of the buccal cavity and annexa, and of the pharynx and tonsils	1	1	....
119	Diarrhœa and enteritis	21	10	11
157	Congenital malformations	4	2	2
	(d) Congenital malformations of the heart	2	....	2
	(b, c, e) Others under this title	2	2	....
158	Congenital debility	14	8	6
159	Premature birth	27	19	8
160	Injury at birth	4	2	2
161	Other diseases peculiar to the first year of life	7	6	1
169–195	Other violent deaths	4	2	2
	Other specified causes	6	3	3
199, 200	Ill-defined and unknown causes of death	15	7	8

TABLE 43.—TOTAL DEATHS OF INDIANS (EXCLUSIVE OF STILL-BIRTHS) BY MONTHS AND BY PLACE OF RESIDENCE, BRITISH COLUMBIA, 1945.

PROVINCE.	TOTAL.	MONTHS.											
		Jan.	Feb.	March.	April.	May.	June.	July.	Aug.	Sept.	Oct.	Nov.	Dec.
British Columbia	631	58	60	48	46	38	51	45	65	48	62	51	59

TABLE 44.—DEATHS OF INDIANS (EXCLUSIVE OF STILL-BIRTHS) BY SINGLE YEARS OF AGE AND BY AGE-GROUPS, BY PLACE OF RESIDENCE, BRITISH COLUMBIA, 1945.

AGES.	Total.	M.	F.
All ages	631	321	310
Under 1 year	186	103	83
1 year	37	23	14
2 years	15	10	5
3 ,,	14	6	8
4 ,,	13	7	6
Total under 5 years	265	149	116
5 years	8	4	4
6 ,,	7	3	4
7 ,,	7	3	4
8 ,,	10	7	3
9 ,,	4	2	2
Total 5–9 years	36	19	17
10 years	6	2	4
11 ,,	1	.....	1
12 ,,	9	4	5
13 ,,	5	2	3
14 ,,	7	3	4
Total 10–14 years	28	11	17
15 years	10	5	5
16 ,,	8	4	4
17 ,,	9	3	6
18 ,,	8	3	5
19 ,,	9	4	5
Total 15–19 years	44	19	25
20 years	9	7	2
21 ,,	9	4	5
22 ,,	3	1	2
23 ,,	9	2	7
24 ,,	5	4	1
Total 20–24 years	35	18	17
25 years	7	3	4
26 ,,	1	.....	1
27 ,,	2	.....	2
28 ,,	3	2	1
29 ,,	2	2	.....
Total 25–29 years	15	7	8
30 years	2	.....	2
31 ,,	1	1	.....
32 ,,	4	3	1
33 ,,	.....	.....	.....
34 ,,	1	.....	1
Total 30–34 years	8	4	4
35 years	3	1	2
36 ,,	3	1	2
37 ,,	1	.....	1
38 ,,	2	1	1
39 ,,	4	1	3
Total 35–39 years	13	4	9
40 years	2	2	.....
41 ,,	4	.....	4
42 ,,	2	2	.....
43 ,,	3	3	.....
44 ,,	5	2	3
Total 40–44 years	16	9	7
45 years	4	1	3
46 ,,	.....	.....	.....
47 ,,	2	1	1
48 ,,	4	2	2
49 ,,	2	2	.....
Total 45–49 years	12	6	6
50 years	1	.....	1
51 ,,	2	.....	2
52 ,,	2	.....	2
53 ,,	1	.....	1
54 ,,	2	1	1
Total 50–54 years	8	1	7
55 years	3	2	1
56 ,,	.....	.....	.....
57 ,,	2	1	1
58 ,,	5	1	4
59 ,,	2	.....	2
Total 55–59 years	12	4	8
60 years	4	3	1
61 ,,	4	2	2
62 ,,	.....	.....	.....
63 ,,	3	3	.....
64 ,,	10	3	7
Total 60–64 years	21	11	10
65 years	10	3	7
66 ,,	2	1	1
67 ,,	3	2	1
68 ,,	4	4	.....
69 ,,	1	1	.....
Total 65–69 years	20	11	9
70 years	8	4	4
71 ,,	2	1	1
72 ,,	7	5	2
73 ,,	4	3	1
74 ,,	1	1	.....
Total 70–74 years	22	14	8
75 years	8	4	4
76 ,,	7	3	4
77 ,,	7	2	5
78 ,,	4	1	3
79 ,,	4	4	.....
Total 75–79 years	30	14	16
80 years	6	4	2
81 ,,	3	1	2
82 ,,	4	.....	4
83 ,,	2	1	1
84 ,,	4	2	2
Total 80–84 years	19	8	11
85 years	7	5	2
86 ,,	2	2	.....
87 ,,	1	1	.....
88 ,,	3	.....	3
89 ,,	2	2	.....
Total 85–89 years	15	10	5
90 years	5	1	4
91 ,,	.....	.....	.....
92 ,,	.....	.....	.....
93 ,,	.....	.....	.....
94 ,,	.....	.....	.....
Total 90–94 years	5	1	4
95 years	2	.....	2
96 ,,	.....	.....	.....
97 ,,	.....	.....	.....
98 ,,	1	.....	1
99 ,,	2	.....	2
Total 95–99 years	5	.....	5
100 years and over	1	.....	1
Not stated	1	1	.....

TABLE 45.—CAUSES OF DEATH OF INDIANS BY SEX, AGE, AND PLACE OF RESIDENCE, BRITISH COLUMBIA, 1945.

Int. List No.	CAUSES OF DEATH.	TOTAL.	AGES.																										
			Under 1 Year.	1 Year.	2 Years.	3 Years.	4 Years.	5–9 Yrs.	10–14 Yrs.	15–19 Yrs.	20–24 Yrs.	25–29 Yrs.	30–34 Yrs.	35–39 Yrs.	40–44 Yrs.	45–49 Yrs.	50–54 Yrs.	55–59 Yrs.	60–64 Yrs.	65–69 Yrs.	70–74 Yrs.	75–79 Yrs.	80–84 Yrs.	85–89 Yrs.	90–94 Yrs.	95–99 Yrs.	100 Yrs. and over.	Not stated.
	Deaths, all causes ..... Total	631	186	37	15	14	13	36	28	44	35	15	8	13	16	12	8	12	21	20	22	30	19	15	5	5	1	1
	,, ... M.	321	103	23	10	6	7	19	11	19	18	7	4	4	9	6	1	4	11	11	14	14	8	10	1	.....	.....	1
	,, ... F.	310	83	14	5	8	6	17	17	25	17	8	4	9	7	6	7	8	10	9	8	16	11	5	4	5	1	.....
	Class I. Infectious and parasitic diseases ..... Total	213	26	9	6	11	5	27	18	32	24	10	5	7	7	6	1	1	6	4	3	2	.....	1	1	.....	.....	1
	,, ... M.	97	13	6	4	5	2	15	7	11	9	5	2	1	4	3	.....	.....	3	2	2	1	.....	1	.....	.....	.....	1
	,, ... F.	116	13	3	2	6	3	12	11	21	15	5	3	6	3	3	1	1	3	2	1	1	.....	.....	1	.....	.....	.....
8	Scarlet fever ..... M.	1	1	.....	.....	.....	.....	.....	.....	.....	.....	.....	.....	.....	.....	.....	.....	.....	.....	.....	.....	.....	.....	.....	.....	.....	.....	.....
9	Whooping-cough ..... M.	2	.....	1	.....	1	.....	.....	.....	.....	.....	.....	.....	.....	.....	.....	.....	.....	.....	.....	.....	.....	.....	.....	.....	.....	.....	.....
	,, ... F.	2	2	.....	.....	.....	.....	.....	.....	.....	.....	.....	.....	.....	.....	.....	.....	.....	.....	.....	.....	.....	.....	.....	.....	.....	.....	.....
10	Diphtheria ..... M.	1	.....	.....	.....	.....	.....	.....	.....	.....	.....	.....	.....	.....	.....	1	.....	.....	.....	.....	.....	.....	.....	.....	.....	.....	.....	.....
13–22	Tuberculosis ..... M.	73	3	2	3	3	1	14	7	11	9	5	2	1	4	2	.....	.....	3	1	1	.....	.....	.....	.....	.....	.....	1
	,, ... F.	100	6	1	1	3	3	10	11	21	15	5	3	6	3	3	1	1	3	2	.....	1	.....	.....	1	.....	.....	.....
13	Tuberculosis of the respiratory system ..... M.	57	2	.....	1	1	1	11	5	11	6	5	2	1	4	2	.....	.....	2	1	1	.....	.....	.....	.....	.....	.....	1
	,, ... F.	80	4	1	.....	1	1	5	8	19	13	5	2	6	3	3	1	1	3	2	.....	1	.....	.....	1	.....	.....	.....
	(b) Without mention of occupational diseases of lungs ..... M.	44	2	.....	1	1	1	9	3	5	6	5	1	1	2	2	.....	.....	2	1	1	.....	.....	.....	.....	.....	.....	1
	Ditto ..... F.	61	3	.....	.....	1	.....	3	6	13	13	4	2	5	2	3	.....	1	3	.....	.....	1	.....	.....	1	.....	.....	.....
	(c) Unspecified site ..... M.	13	.....	.....	.....	.....	.....	2	2	6	.....	.....	1	.....	2	.....	.....	.....	.....	.....	.....	.....	.....	.....	.....	.....	.....	.....	.....
	,, ... F.	18	1	1	.....	.....	1	2	2	6	.....	.....	.....	1	1	.....	1	.....	.....	2	.....	.....	.....	.....	.....	.....	.....	.....	.....
	(d) With mention of dementia præcox ..... F.	1	.....	.....	.....	.....	.....	.....	.....	.....	.....	1	.....	.....	.....	.....	.....	.....	.....	.....	.....	.....	.....	.....	.....	.....	.....	.....
14	Tuberculosis of the meninges and central nervous system ..... M.	11	1	2	1	2	.....	3	1	.....	1	.....	.....	.....	.....	.....	.....	.....	.....	.....	.....	.....	.....	.....	.....	.....	.....	.....
	Ditto ..... F.	14	2	.....	.....	2	2	4	2	1	.....	.....	1	.....	.....	.....	.....	.....	.....	.....	.....	.....	.....	.....	.....	.....	.....	.....
16	Tuberculosis of the vertebral column ..... M.	1	.....	.....	.....	.....	.....	.....	.....	.....	1	.....	.....	.....	.....	.....	.....	.....	.....	.....	.....	.....	.....	.....	.....	.....	.....	.....
	,, ... F.	2	.....	.....	1	.....	.....	1	.....	.....	.....	.....	.....	.....	.....	.....	.....	.....	.....	.....	.....	.....	.....	.....	.....	.....	.....	.....
17	Tuberculosis of other bones and joints ..... M.	1	.....	.....	.....	.....	.....	.....	.....	.....	1	.....	.....	.....	.....	.....	.....	.....	.....	.....	.....	.....	.....	.....	.....	.....	.....	.....
	(a) Bones ..... M.	1	.....	.....	.....	.....	.....	.....	.....	.....	1	.....	.....	.....	.....	.....	.....	.....	.....	.....	.....	.....	.....	.....	.....	.....	.....	.....
19	Tuberculosis of the lymphatic system (bronchial, mesenteric, mediastinal, and retroperitoneal glands excepted) ..... F.	1	.....	.....	.....	.....	.....	.....	.....	.....	1	.....	.....	.....	.....	.....	.....	.....	.....	.....	.....	.....	.....	.....	.....	.....	.....	.....
21	Tuberculosis of other organs ..... M.	1	.....	.....	.....	.....	.....	.....	.....	.....	.....	.....	.....	.....	.....	.....	.....	.....	1	.....	.....	.....	.....	.....	.....	.....	.....	.....
22	Disseminated tuberculosis ..... M.	2	.....	.....	1	.....	.....	.....	1	.....	.....	.....	.....	.....	.....	.....	.....	.....	.....	.....	.....	.....	.....	.....	.....	.....	.....	.....
	,, ... F.	3	.....	.....	.....	.....	.....	.....	1	1	1	.....	.....	.....	.....	.....	.....	.....	.....	.....	.....	.....	.....	.....	.....	.....	.....	.....
	(a) Acute generalized miliary ..... M.	2	.....	.....	1	.....	.....	.....	1	.....	.....	.....	.....	.....	.....	.....	.....	.....	.....	.....	.....	.....	.....	.....	.....	.....	.....	.....
	,, ... F.	2	.....	.....	.....	.....	.....	.....	.....	1	1	.....	.....	.....	.....	.....	.....	.....	.....	.....	.....	.....	.....	.....	.....	.....	.....	.....
	(b) Other and unspecified generalized ..... F.	1	.....	.....	.....	.....	.....	.....	1	.....	.....	.....	.....	.....	.....	.....	.....	.....	.....	.....	.....	.....	.....	.....	.....	.....	.....	.....
27	Dysentery ..... M.	4	.....	1	.....	.....	1	1	.....	.....	.....	.....	.....	.....	.....	.....	.....	.....	.....	.....	1	.....	.....	.....	.....	.....	.....	.....
	,, ... F.	2	.....	.....	.....	1	.....	1	.....	.....	.....	.....	.....	.....	.....	.....	.....	.....	.....	.....	.....	.....	.....	.....	.....	.....	.....	.....
30	Syphilis ..... M.	3	1	.....	.....	.....	.....	.....	.....	.....	.....	.....	.....	.....	.....	.....	.....	.....	.....	1	.....	1	.....	.....	.....	.....	.....	.....
	,, ... F.	2	.....	.....	.....	.....	.....	1	.....	.....	.....	.....	.....	.....	.....	.....	.....	.....	.....	.....	1	.....	.....	.....	.....	.....	.....	.....
	(b) General paralysis of the insane ..... F.	1	.....	.....	.....	.....	.....	.....	.....	.....	.....	.....	.....	.....	.....	.....	.....	.....	.....	.....	1	.....	.....	.....	.....	.....	.....	.....
	(d) Others under this title ..... M.	3	1	.....	.....	.....	.....	.....	.....	.....	.....	.....	.....	.....	.....	.....	.....	.....	.....	1	.....	1	.....	.....	.....	.....	.....	.....
	,, ... F.	1	.....	.....	.....	.....	.....	1	.....	.....	.....	.....	.....	.....	.....	.....	.....	.....	.....	.....	.....	.....	.....	.....	.....	.....	.....	.....
32	Other diseases due to spirochætes ..... F.	1	1	.....	.....	.....	.....	.....	.....	.....	.....	.....	.....	.....	.....	.....	.....	.....	.....	.....	.....	.....	.....	.....	.....	.....	.....	.....
33	Influenza ..... M.	7	4	.....	1	1	.....	.....	.....	.....	.....	.....	.....	.....	.....	.....	.....	.....	.....	.....	.....	.....	.....	1	.....	.....	.....	.....
	,, ... F.	3	2	.....	1	.....	.....	.....	.....	.....	.....	.....	.....	.....	.....	.....	.....	.....	.....	.....	.....	.....	.....	.....	.....	.....	.....	.....

	(a) With respiratory complications	M.	1	1																											
		F.	1	1																											
	(b) Without respiratory complications	M.	6	3		1	1																			1					
	"	F.	2	1		1																									
35	Measles	M.	6	4	2																										
	"	F.	6	2	2		2																								
	Class II. Cancer and other tumours	Total	19					1									3	2	3	2	5	1	2								
	"	M.	11														1	1	1	2	4		2								
	"	F.	8					1									2	1	2		1	1									
45–55	Cancer and other malignant tumours	M.	11														1	1	1	2	4		2								
	"	F.	7														2	1	2		1	1									
45	Cancer of the buccal cavity and pharynx	M.	1																1												
46	Cancer of the digestive organs and peritoneum	M.	7														1	1		2	2		1								
	"	F.	2														1					1									
	(b) Stomach	M.	5															1		1	2		1								
	"	F.	1																			1									
	(e) Intestines	M.	2														1			1											
	(f) Liver and biliary passages	F.	1														1														
48	Cancer of the uterus	F.	2															1	1												
	(a) Cervix	F.	1															1													
	(b) Other and unspecified sites	F.	1																1												
51	Cancer of the male genital organs	M.	1																				1								
52	Cancer of the urinary organs	M.	1																		1										
	(b) Bladder	M.	1																		1										
55	Cancer of other and unspecified organs	M.	1																		1										
	"	F.	3														1		1		1										
57	Tumours of undetermined nature	F.	1					1																							
	(d) Brain and other parts of the central nervous system	M.	1					1																							
	Class III. Rheumatism, diseases of nutrition and of the endocrine glands, other general and vitamin deficiency diseases	Total	8	1		1					1					1				2		1	1							
	Ditto	M.	3	1		1					1																				
	"	F.	5													1				2		1	1							
58	Acute rheumatic fever	M.	1								1																				
	(b) Others under this title	M.	1								1																				
59	Chronic rheumatism and other rheumatic diseases	F.	1																			1									
61	Diabetes mellitus	F.	3																	2			1								
63	Diseases of the thyroid and parathyroid glands	F.	1													1															
	(b) Exophthalmic goitre	F.	1													1															
64	Diseases of the thymus gland	M.	1	1																											
67	Scurvy	M.	1			1																									
	Class IV. Diseases of the blood and blood-forming organs	Total	3	2						1																					
	Ditto	M.	3	2						1																					
74	Leukæmias and aleukæmias	M.	3	2						1																					
	(a) Leukæmias	M.	3	2						1																					
	Class V. Chronic poisoning and intoxication	Total	2									1					1														
	"	M.	1														1														
	"	F.	1									1																			
77	Alcoholism	M.	1														1														
	"	F.	1									1																			
	(c) Others under this title	M.	1														1														
	"	F.	1									1																			

TABLE 45.—CAUSES OF DEATH OF INDIANS BY SEX, AGE, AND PLACE OF RESIDENCE, BRITISH COLUMBIA, 1945
—*Continued.*

Int. List No.	CAUSES OF DEATH.	TOTAL.	AGES.																								
			Under 1 Year.	1 Year.	2 Years.	3 Years.	4 Years.	5–9 Yrs.	10–14 Yrs.	15–19 Yrs.	20–24 Yrs.	25–29 Yrs.	30–34 Yrs.	35–39 Yrs.	40–44 Yrs.	45–49 Yrs.	50–54 Yrs.	55–59 Yrs.	60–64 Yrs.	65–69 Yrs.	70–74 Yrs.	75–79 Yrs.	80–84 Yrs.	85–89 Yrs.	90–94 Yrs.	95–99 Yrs.	100 Yrs. and over.	Not stated.
	Class VI. Diseases of the nervous system and sense organs ..... Total	19	2	1	2	1				1	1		1								1	5	2	1	1			
	Ditto ..... M.	9			1	1					1		1								1	3	1					
	,, ... F.	10	2	1	1					1												2	1	1	1			
80	Encephalitis (non-epidemic) ..... M.	1				1																						
	(b) Others under this title ..... M.	1				1																						
81	Meningitis (non-meningococcal) ..... F.	4	2	1						1																		
	(a) Simple meningitis ..... F.	4	2	1						1																		
83	Intracranial lesions of vascular origin ..... M.	4											1								1	1	1					
	,, ... F.	6			1																	2	1	1	1			
	(a) Cerebral hæmorrhage or effusion ..... M.	3																			1	1	1					
	,, ... F.	5																				2	1	1	1			
	(d) Hemiplegia and other paralysis of unspecified origin ..... M.	1											1															
	Ditto ..... F.	1			1																							
85	Epilepsy ..... M.	1									1																	
86	Convulsions (under 5 years of age) ..... M.	1			1																							
87	Other diseases of the nervous system ..... M.	1																				1						
	(d) Disseminated sclerosis ..... M.	1																				1						
89	Diseases of the ear and of the mastoid process ..... M.	1																				1						
	(b) Diseases of the mastoid process ..... M.	1																				1						
	Class VII. Diseases of the circulatory system ..... Total	44						1	3	2	1		1	1	2	1	2	2	5	5	4	7	4	1		2		
	,, ... M.	20						1	1	2				1	1	1			2	3	1	3	3	1				
	,, ... F.	24							2		1		1		1		2	2	3	2	3	4	1			2		
90–95	Diseases of the heart ..... M.	19						1	1	2				1		1			2	3	1	3	3	1				
	,, ... F.	23							2		1		1		1		2	2	2	2	3	4	1			2		
90	Pericarditis (acute rheumatic excluded) ..... M.	1							1																			
	(b) Others under this title ..... M.	1							1																			
91	Acute endocarditis (non-rheumatic) ..... M.	1								1																		
	,, ... F.	1							1																			
	(c) Endocarditis (not specified under 45 years) ..... M.	1								1																		
	,, ... F.	1							1																			
92	Chronic affections of the valves and endocardium ..... M.	3						1						1									1					
	,, ... F.	5											1				1			1	1	1						
	(a) Specified valvular diseases (rheumatic) ..... F.	4											1				1				1	1						
	(b) Other specified valvular diseases (non-rheumatic) M.	3						1						1									1					
	,, ... F.	1																		1								
93	Diseases of the myocardium ..... M.	9								1										2		3	2	1				
	,, ... F.	8															1		2		1	1	1			2		
	(c) Chronic myocarditis and myocardial degeneration (rheumatic) ..... M.	1								1																		
	,, ... F.	1																				1						
	(d) Chronic myocarditis (non-rheumatic) ..... M.	6																		2		2	1	1				
	,, ... F.	7															1		2		1		1			2		

	(e) Other myocarditis (not specified)	M.	2																			1	1								
94	Diseases of the coronary arteries and angina pectoris	M.	2																1	1											
	,,	F.	2																		1	1									
	(a) Diseases of the coronary arteries	M.	2																1	1											
	,,	F.	2																		1	1									
95	Other diseases of the heart	M.	3													1			1		1										
	,,	F.	7					1		1			1			2			1		1										
	(b) Other diseases of the heart (rheumatic)	F.	4					1		1			1								1										
	(c) Other diseases of the heart (non-rheumatic)	M.	3												1				1		1										
	,,	F.	3															2		1											
97	Arteriosclerosis (coronary or renal sclerosis or cerebral hæmorrhage excepted)	M.	1											1																	
103	Other diseases of the circulatory system	F.	1																1												
	Class VIII. Diseases of the respiratory system	Total	94	56	12	1		3	3	1		1		1	1			2	2	1	3	4	2	1							
	,,	M.	55	30	9	1		3	1			1			1			1	2		3	2		1							
	,,	F.	39	26	3				2	1				1				1		1		2	2								
106	Bronchitis	M.	4	1	1																1	1									
	,,	F.	1																	1											
	(a) Acute	M.	2	1	1																										
	(b) Chronic	M.	2																		1	1									
	,,	F.	1																	1											
107	Bronchopneumonia	M.	21	16	2							1							1		1										
	,,	F.	12	8	2				1													1									
108	Lobar pneumonia	M.	3	1	2																										
	,,	F.	9	7										1							1										
109	Pneumonia (unspecified)	M.	24	11	4	1		3	1									1	1		1	1									
	,,	F.	17	11	1				1	1								1					2								
110	Pleurisy	M.	1	1																											
	(a) Empyema	M.	1	1																											
111	Hæmorrhagic infarction, congestion, œdema, and thrombosis of the lungs	M.	1											1																	
	(a) Hæmorrhagic infarction and thrombosis of the lungs	M.	1											1																	
114	Other diseases of the respiratory system (tuberculosis excepted)	M.	1																				1								
	(d) Others under this title	M.	1																				1								
	Class IX. Diseases of the digestive system	Total	43	23	8	1		2									1		1		1	1	4		1						
	,,	M.	18	11	3	1		1															2								
	,,	F.	25	12	5			1									1		1		1	1	2		1						
115	Diseases of the buccal cavity and annexa, and of the pharynx and tonsils	M.	3	1		1																	1								
	(a) Diseases of the teeth and gums	M.	1																				1								
	(c) Diseases of the pharynx and tonsils	M.	2	1		1																									
118	Other diseases of the stomach	F.	2																1				1								
119	Diarrhœa and enteritis (under 2 years of age)	M.	12	10	2																										
	,,	F.	15	11	4																										
	(a) Diarrhœa and enteritis	M.	12	10	2																										
	,,	F.	15	11	4																										
120	Diarrhœa and enteritis (2 years of age and over)	M.	1																				1								
	,,	F.	2					1													1										
	(a) Diarrhœa and enteritis	M.	1																				1								
	,,	F.	2					1													1										
121	Appendicitis	M.	1					1																							

TABLE 45.—CAUSES OF DEATH OF INDIANS BY SEX, AGE, AND PLACE OF RESIDENCE, BRITISH COLUMBIA, 1945
—Continued.

Int. List No.	CAUSES OF DEATH.	TOTAL.	AGES.																										
			Under 1 Year.	1 Year.	2 Years.	3 Years.	4 Years.	5–9 Yrs.	10–14 Yrs.	15–19 Yrs.	20–24 Yrs.	25–29 Yrs.	30–34 Yrs.	35–39 Yrs.	40–44 Yrs.	45–49 Yrs.	50–54 Yrs	55–59 Yrs.	60–64 Yrs.	65–69 Yrs.	70–74 Yrs.	75–79 Yrs.	80–84 Yrs.	85–89 Yrs.	90–94 Yrs.	95–99 Yrs.	100 Yrs. and over.	Not stated.
122	Hernia, intestinal obstruction ..... F.	2		1																		1					
	(a) Hernia ..... F.	2		1																		1					
123	Other diseases of the intestines ..... F.	2	1																					1			
124	Cirrhosis of the liver ..... F.	1																			1						
	(b) Without mention of alcoholism ..... F.	1																			1						
125	Other diseases of the liver ..... M.	1		1																							
	(b) Others under this title ..... M.	1		1																							
126	Biliary calculi ..... F.	1															1										
	Class X. Diseases of the urinary and genital systems.... Total	6		2																	1	1		2				
	,, ... M.	5		2																	1	1		1				
	,, ... F.	1																						1				
131	Chronic nephritis ..... M.	2		1																	1							
	,, ... F.	1																						1				
133	Other diseases of the kidneys and ureters ..... M.	1		1																							
137	Diseases of the prostate ..... M.	2																				1		1				
	Class XI. Diseases of pregnancy, childbirth, and the puerperal state ..... Total	7								2		2		1	1	1												
141	Abortion without mention of infection ..... F.	1								1																		
	(a) Spontaneous, therapeutic, or unspecified ..... F.	1								1																		
146	Hæmorrhage of childbirth and the puerperium ..... F.	2													1	1												
	(c) Others under this title ..... F.	2													1	1												
147	Infection during childbirth and the puerperium ..... F.	2										1		1														
150	Other and unspecified conditions of childbirth and the puerperal state ..... F.	2								1		1																
	(c) Others under this title ..... F.	2								1		1																
	Class XII. Diseases of the skin and cellular tissue..... Total	1	1																									
	,, ... F.	1	1																									
153	Other diseases of the skin and cellular tissue..... F.	1	1																									
	Class XIV. Congenital malformations ..... Total	5	4	1																								
	,, ... M.	3	2	1																								
	,, ... F.	2	2																									
157	Congenital malformations ..... M.	3	2	1																								
	,, ... F.	2	2																									
	(d) Congenital malformations of the heart ..... M.	1		1																								
	,, ... F.	2	2																									
	(e) Others under this title ..... M.	2	2																									
	Class XV. Diseases peculiar to the first year of life .... Total	52	52																									
	,, ... M.	35	35																									
	,, ... F.	17	17																									

158	Congenital debility	M.	8	8																											
	,,	F.	6	6																											
159	Premature birth	M.	19	19																											
	,,	F.	8	8																											
160	Injury at birth	M.	2	2																											
	,,	F.	2	2																											
	(a) Intracranial or spinal hæmorrhage	M.	2	2																											
	,,	F.	1	1																											
	(b) Other intracranial or spinal injuries	F.	1	1																											
161	Other diseases peculiar to the first year of life	M.	6	6																											
	,,	F.	1	1																											
	(a) Asphyxia (unspecified), atelectasis	M.	2	2																											
	(c) Other specified diseases peculiar to the first year of life	M.	4	4																											
	Ditto	F.	1	1																											
	Class XVI. Senility	Total	27																		1	3	7	5	8	1	1	1			
	,,	M.	12																			3	2	1	6						
	,,	F.	15																		1		5	4	2	1	1	1			
162	Senility	M.	12																			3	2	1	6						
	,,	F.	15																		1		5	4	2	1	1	1			
	(b) Without dementia	M.	12																			3	2	1	6						
	,,	F.	15																		1		5	4	2	1	1	1			
	Class XVII. Violent or accidental deaths	Total	51	4	1	3	1	1	3	4	6	7	1		3	4		1	1	2	3	2		1		1	2				
	,,	M.	31	2		2		1	1	1	5	7	1		2	3			1	1	1	2				1					
	,,	F.	20	2	1	1	1		2	3	1				1	1		1		1	2			1			2				
163, 164	Suicides	M.	1												1																
164	Suicide by other means	M.	1												1																
	(d) By cutting or piercing instruments	M.	1												1																
166–168	Homicides	M.	1									1																			
	,,	F.	1																		1										
168	Homicide by other or unspecified means	M.	1									1																			
	,,	F.	1																		1										
169–195	Accidental deaths	M.	28	2		2		1	1	1	5	5	1		1	3			1	1	1	2				1					
	,,	F.	19	2	1	1	1		2	3	1				1	1		1		1	1			1			2				
169	Railway accidents (excluding motor-vehicles)	M.	3									1				2															
170	Motor-vehicle accidents	M.	2									2																			
	(c) Automobile accidents (excluding trains or street-cars)	M.	2									2																			
171	Street-car and other road transport accidents	M.	1																			1									
	(b) Others under this title	M.	1																			1									
172	Water transport accidents	M.	4					1		2												1									
	,,	F.	2													1				1											
179	Acute accidental poisoning by solids or liquids	F.	1												1																
180	Conflagration	M.	1			1																									
	,,	F.	2				1											1													
181	Accidental burns (conflagration excepted)	M.	1									1																			
	,,	F.	2																		1					1				
182	Accidental mechanical suffocation	M.	2	1												1															
183	Accidental drowning	M.	5					1		1	1									1						1					
	,,	F.	3		1	1					1																				
184	Accidental injury by firearms	M.	3								1	1	1																		
	,,	F.	1						1																						
186	Accidental injury by fall or crushing	M.	1								1																				
	,,	F.	3							2																	1				

TABLE 45.—CAUSES OF DEATH OF INDIANS BY SEX, AGE, AND PLACE OF RESIDENCE, BRITISH COLUMBIA, 1945
—*Continued.*

Int. List No.	CAUSES OF DEATH.		TOTAL.	AGES. Under 1 Year.	1 Year.	2 Years.	3 Years.	4 Years.	5–9 Yrs.	10–14 Yrs.	15–19 Yrs.	20–24 Yrs.	25–29 Yrs.	30–34 Yrs.	35–39 Yrs.	40–44 Yrs.	45–49 Yrs.	50–54 Yrs.	55–59 Yrs.	60–64 Yrs.	65–69 Yrs.	70–74 Yrs.	75–79 Yrs.	80–84 Yrs.	85–89 Yrs.	90–94 Yrs.	95–99 Yrs.	100 Yrs. and over.	Not stated.
	Accidental deaths—*Continued.*																											
	Accidental injury by fall or crushing—*Continued.*																											
	(a) Accidental injury by fall	M.	1								1																	
	,,	F.	2							1																		
	(b) Accidental injury by crushing	F.	1							1																1		
190	Excessive cold	F.	3	1						1													1					
195	Other accidents	M.	5	1		1								1				1			1							
	,,	F.	2	1					1																			
	(c) Lack of care of the new-born	M.	1	1																								
	(e) Other and unspecified objects	M.	4			1									1			1			1							
	,,	F.	2	1					1																			
196–198	Operations of war and legal executions	M.	1									1																
	Legal executions	M.	1									1																
	Class XVIII. Ill-defined and unknown causes of death	Total	37	15	3	1	1	1	2	1			2	1				1	3	1	1	2		1	1				
	,,	M.	18	7	2				1	1			1	1					1	1	1	1		1					
	,,	F.	19	8	1	1	1	1	1				1					1	2			1			1				
200	Ill-defined and unknown causes	M.	18	7	2				1	1			1	1					1	1	1	1		1					
	,,	F.	19	8	1	1	1	1	1				1					1	2			1			1				
	(a) Ill-defined	M.	5	2										1					1			1							
	,,	F.	4	1									1					1	1										
	(c) Unknown or unspecified cause	M.	13	5	2				1	1			1							1	1			1					
	,,	F.	15	7	1	1	1	1	1										1			1			1				

CLASSIFICATION OF ACCIDENTAL DEATHS ACCORDING TO NATURE OF INJURY.

(These accidental deaths are classified above according to circumstances involving the accident, under rubrics 169 to 176, 178, 180, 181, 182, 183, 185, 186, 187, and 193.)

.....	Accidental burns (conflagration excepted)	M.	2			1						1																
	,,	F.	4				1											1			1					1		
.....	Accidental mechanical suffocation	M.	2	1												1												
.....	Accidental drowning	M.	9					1	1	1	3									1		1				1		
	,,	F.	5		1	1					1					1				1								
.....	Accidental injury by fall	M.	1								1																	
	,,	F.	2							1																	1	
.....	Accidental injury by crushing	M.	6									3				2						1						
	,,	F.	1							1																		

TABLE 46.—DEATHS OF HALF-BREEDS IN BRITISH COLUMBIA FROM CERTAIN CAUSES OF DEATH, 1945.

Int. List No.	CAUSES OF DEATH.	TOTAL.	AGES.																												
			Under 1 Year.	1 Year.	2 Years.	3 Years.	4 Years.	5–9 Yrs.	10–14 Yrs.	15–19 Yrs.	20–24 Yrs.	25–29 Yrs.	30–34 Yrs.	35–39 Yrs.	40–44 Yrs.	45–49 Yrs.	50–54 Yrs.	55–59 Yrs.	60–64 Yrs.	65–69 Yrs.	70–74 Yrs.	75–79 Yrs.	80–84 Yrs.	85–89 Yrs.	90–94 Yrs.	95–99 Yrs.	100 Yrs. and over.	Not stated.
	All causes ..... Total	6	3	.....	1	.....	.....	.....	.....	.....	.....	.....	.....	.....	.....	.....	.....	.....	.....	.....	.....	1	.....	1	.....	.....	.....	.....	.....
	,, ... M.	5	2	.....	1	.....	.....	.....	.....	.....	.....	.....	.....	.....	.....	.....	.....	.....	.....	.....	.....	1	.....	1	.....	.....	.....	.....	.....
	,, ... F.	1	1	.....	.....	.....	.....	.....	.....	.....	.....	.....	.....	.....	.....	.....	.....	.....	.....	.....	.....	.....	.....	.....	.....	.....	.....	.....	.....
7	All other forms of tuberculosis ..... M.	1	.....	.....	1	.....	.....	.....	.....	.....	.....	.....	.....	.....	.....	.....	.....	.....	.....	.....	.....	.....	.....	.....	.....	.....	.....	.....	.....
12	Influenza ..... M.	1	.....	.....	.....	.....	.....	.....	.....	.....	.....	.....	.....	.....	.....	.....	.....	.....	.....	.....	.....	.....	.....	1	.....	.....	.....	.....	.....
18–23	Cancer and other malignant tumours ..... M.	1	.....	.....	.....	.....	.....	.....	.....	.....	.....	.....	.....	.....	.....	.....	.....	.....	.....	.....	.....	1	.....	.....	.....	.....	.....	.....	.....
50	Pneumonia and bronchopneumonia ..... M.	1	1	.....	.....	.....	.....	.....	.....	.....	.....	.....	.....	.....	.....	.....	.....	.....	.....	.....	.....	.....	.....	.....	.....	.....	.....	.....	.....
77	Premature birth ..... F.	1	1	.....	.....	.....	.....	.....	.....	.....	.....	.....	.....	.....	.....	.....	.....	.....	.....	.....	.....	.....	.....	.....	.....	.....	.....	.....	.....
79	Other diseases peculiar to the first year of life ..... M.	1	1	.....	.....	.....	.....	.....	.....	.....	.....	.....	.....	.....	.....	.....	.....	.....	.....	.....	.....	.....	.....	.....	.....	.....	.....	.....	.....

TABLE 47.—ADOPTION ORDERS FILED IN THE COURT REGISTRY, BRITISH COLUMBIA, DURING EACH MONTH OF 1945, AND THE MONTHLY TOTALS FROM MAY, 1920, TO DECEMBER 31ST, 1944, AND DECEMBER 31ST, 1945.

Year filed.	Month filed.												
	Jan.	Feb.	March.	April.	May.	June.	July.	Aug.	Sept.	Oct.	Nov.	Dec.	Total.
1945	23	34	21	33	29	32	41	22	22	29	29	24	339
Totals (May, 1920, to December 31st, 1944)	253	288	300	267	326	311	249	237	284	350	282	307	3,454
Totals (May, 1920, to December 31st, 1945)	276	322	321	300	355	343	290	259	306	379	311	331	3,793

TABLE 48.—ADOPTIONS BY YEAR OF COURT ORDER AND SEX OF CHILDREN, AND ADOPTED BY MAN AND WIFE, BY MAN ONLY, AND BY WOMAN ONLY, BRITISH COLUMBIA, 1945.

Year of Court Order.	Number of Orders entered and Certificates issued.		Adopted by.			Total.
	Males.	Females.	Man and Wife.	Man only.	Woman only.	
1943	1	1	2	....	....	2
1944	3	6	9	....	....	9
1945	179	152	325	1	5	331
Totals	183	159	336	1	5	342

TABLE 49.—ADOPTIONS BY YEAR OF COURT ORDER AND BY SEX AND LEGITIMACY OF CHILDREN, BRITISH COLUMBIA, 1945.

Year Adoption ordered.	Legitimate Births.			Illegitimate Births.			Not given or Unknown.			Total.
	Males.	Females.	Total.	Males.	Females.	Total.	Males.	Females.	Total.	
1943	....	....	....	1	1	2	....	....	....	2
1944	1	2	3	2	4	6	....	....	....	9
1945	60	39	99	116	110	226	3	3	6	331
Totals	61	41	102	119	115	234	3	3	6	342

TABLE 50.—ADOPTIONS BY BIRTHPLACE OF CHILDREN, BRITISH COLUMBIA, 1945, AS AT DECEMBER 31ST, 1944, AND DECEMBER 31ST, 1945.

Place of Birth.	Filed in 1945.	April, 1920, to Dec., 1944.	April, 1920, to Dec., 1945.	Place of Birth.	Filed in 1945.	April, 1920, to Dec., 1944.	April, 1920, to Dec., 1945.
British Columbia	304	2,987	3,291	Scotland	.....	12	12
Alberta	11	86	97	Wales	.....	2	2
Manitoba	8	46	54	Other British Possessions	.....	4	4
New Brunswick	.....	3	3	Asia	.....	3	3
Nova Scotia	.....	3	3	Europe	.....	24	24
Ontario	1	34	35	Other countries	2	1	3
Quebec	.....	10	10	United States	2	96	98
Saskatchewan	11	81	92	*Not given or unknown*	1	16	17
Newfoundland	.....	1	1				
England	2	45	47	Totals	342	3,454	3,796

TABLE 51.—DECREES OF DISSOLUTION AND NULLITY OF MARRIAGE AND JUDICIAL SEPARATION BY THE TIME ELAPSED BETWEEN THE MARRIAGE AND THE OBTAINING OF THE DECREE (IN YEARS ONLY), BRITISH COLUMBIA, 1941–45.

Years married.	Number.					Years married.	Number.				
	1941.	1942.	1943.	1944.	1945.		1941.	1942.	1943.	1944.	1945.
Less than 1 year	12	18	11	3	23	15 years	13	25	17	35	43
1 year	39	32	31	45	39	16 years	17	22	21	31	42
2 years	28	38	46	48	59	17 years	13	19	20	27	34
3 years	31	36	52	71	98	18 years	17	13	13	19	29
4 years	56	41	49	78	119	19 years	7	28	19	21	22
5 years	51	63	75	69	127	20 years but less than					
6 years	45	56	53	60	89	25 years	52	61	76	67	90
7 years	34	48	56	65	75	25 years but less than					
8 years	36	53	58	67	82	30 years	26	44	42	42	54
9 years	45	53	44	62	66	30 years but less than					
10 years	39	36	44	56	81	40 years	16	19	17	32	36
11 years	47	37	37	26	54	40 years	1	1	2	1	1
12 years	33	50	34	36	60	Not stated	....	....	....	6	....
13 years	38	24	33	26	31						
14 years	24	28	36	38	46	Totals	720	845	886	1,031	1,400

TABLE 52.—DECREES OF DISSOLUTION AND NULLITY OF MARRIAGE AND JUDICIAL SEPARATION, SHOWING THE NUMBER OF CHILDREN AFFECTED BY THE AWARD OF CUSTODY AND BY SEX, BRITISH COLUMBIA, 1941–45.

Award of Custody.	Males.					Females.					Totals.				
	1941.	1942.	1943.	1944.	1945.	1941.	1942.	1943.	1944.	1945.	1941.	1942.	1943.	1944.	1945.
To the petitioner	237	220	271	365	458	199	256	263	338	469	436	476	534	703	927
To the respondent	7	16	16	24	23	14	16	20	16	25	21	32	36	40	48
Not awarded	10	14	32	24	35	12	9	23	16	24	22	23	55	40	59
Totals	254	250	319	413	516	225	281	306	370	518	479	531	625	783	1034

TABLE 53.—DECREES OF DISSOLUTION AND NULLITY OF MARRIAGE AND JUDICIAL SEPARATION BY SEX OF PETITIONER, BRITISH COLUMBIA, 1941–45.

Year.	Dissolution of Marriage.			Nullity of Marriage.			Judicial Separation.			Action.
	Sex of Petitioner.			Sex of Petitioner.			Sex of Petitioner.			Dismissed or Withdrawn.
	Male.	Female.	Total.	Male.	Female.	Total.	Male.	Female.	Total.	
1941	243	456	699	8	11	19	.....	2	2	....
1942	314	510	824	8	12	20	.....	1	1	2
1943	357	518	875	5	6	11	.....	.....	.....	1
1944	404	606	1,010	5	10	15	1	2	3	3
1945	579	785	1,364	13	21	34	.....	3	3	5

TABLE 54.—DECREES OF DISSOLUTION AND NULLITY OF MARRIAGE AND JUDICIAL SEPARATION BY MONTH FILED IN COURT REGISTRY, BRITISH COLUMBIA, 1941–45.

Year.	Jan.	Feb.	Mar.	Apr.	May.	June.	July.	Aug.	Sept.	Oct.	Nov.	Dec.	Totals.
1941	47	43	59	56	93	99	35	5	44	77	69	93	720
1942	60	44	70	81	84	134	57	3	51	81	88	92	845
1943	54	65	87	81	86	75	79	3	49	88	103	116	886
1944	94	75	98	84	73	107	131	64	19	62	115	109	1,031
1945	202	132	88	104	119	139	169	67	24	66	89	202	1,401

VICTORIA, B.C.:
Printed by Don McDiarmid, Printer to the King's Most Excellent Majesty.
1947.

905-547-3840