PROVINCIAL BOARD OF HEALTH

VITAL STATISTICS

OF THE PROVINCE OF BRITISH COLUMBIA

SEVENTY-THIRD REPORT

FOR THE YEAR

1944

PRINTED BY
AUTHORITY OF THE LEGISLATIVE ASSEMBLY.

VICTORIA, B.C.:
Printed by CHARLES F. BANFIELD, Printer to the King's Most Excellent Majesty.
1946.

VICTORIA, B.C., June 21st, 1946.

To His Honour W. C. WOODWARD,
Lieutenant-Governor of the Province of British Columbia.

MAY IT PLEASE YOUR HONOUR:

The undersigned has the honour to present the Report on Vital Statistics in the Province of British Columbia for the year 1944.

G. S. PEARSON,
Provincial Secretary.

PROVINCIAL BOARD OF HEALTH,
VICTORIA, B.C., June 21st, 1946.

The Honourable G. S. Pearson,
Provincial Secretary, Victoria, B.C.

SIR,—I have the honour to submit the Seventy-third Report on Vital Statistics in the Province of British Columbia.

I have the honour to be,
Sir,
Your obedient servant,

G. F. AMYOT,
Provincial Health Officer.

DIVISION OF VITAL STATISTICS,
VICTORIA, B.C., June 21st, 1946.

G. F. Amyot, Esq., M.D., D.P.H.,
Provincial Health Officer, Victoria, B.C.

SIR,—I have the honour to submit the Seventy-third Report on Vital Statistics in the Province of British Columbia for the year ended December 31st, 1944.

I have the honour to be,
Sir,
Your obedient servant,

J. D. B. SCOTT,
Director of Vital Statistics.

TABLE OF CONTENTS.

PAGE.

Introduction 11

PART I.

GENERAL STATISTICAL SUMMARY BY PLACE OF RESIDENCE.

General Summary 13
Table I.—Crude Birth, Death, and Marriage Rates for British Columbia, 1911–44 13
Table II.—Natural Increase 14
Mortality—Principal Causative Factors in British Columbia 14
Table III.—Age and Sex Mortality:
(*a.*) Including Indians 16
(*b.*) Excluding Indians 17
Table IV.—Ten Leading Causes of Death in British Columbia:
(*a.*) Including Indians 20
(*b.*) Excluding Indians 21
Table V.—Four Chief Causes of Death in the Different Age-groups:
(*a.*) Including Indians 22
(*b.*) Excluding Indians 23
Table VI.—Mortality from Notifiable Diseases 24
Table VII.—Infant Mortality 25
Table VIII.—Infant and Maternal Mortality Rates for British Columbia 25
Table IX.—Maternal Mortality 27
Table X.—Mortality from Tuberculosis 27
Table XI.—Mortality from Cancer 28
Table XII.—Special Classification of Accidental Deaths 29
Table XIII.—Illegitimate Births 30
Table XIV.—Still-births 30
Table XV.—Marriages by Conjugal Condition of Contracting Parties 31
Table XVI.—Marriages by Months in British Columbia, 1935–44 34

LIST OF GRAPHS AND MAP.

Graph A.—Crude Birth, Death, and Marriage Rates for British Columbia, 1911–44 14
Graph B.—Ten Leading Causes of Death (including Indians) in British Columbia in 1944; for Ten-year Period, 1935–44 18
Graph C.—Ten Leading Causes of Death (excluding Indians) in British Columbia in 1944; for Ten-year Period, 1935–44 19
Graph D.—Infant and Maternal Mortality Rates for British Columbia, 1935–44 26
Graph E.—Marriages by Conjugal Condition of Contracting Parties in British Columbia (Males), 1935–44 32
Graph F.—Marriages by Conjugal Condition of Contracting Parties in British Columbia (Females), 1935–44 33
Graph G.—Marriages by Months in British Columbia, 1940–44 34
Graph H.—Summary of Registrations of Births, Deaths, and Marriages in British Columbia, 1935–44 36
Graph I.—Adoptions in British Columbia, 1935–44 37
Graph J.—Divorces in British Columbia, 1935–44 38
Map 1.—Map of British Columbia, showing Statistical Divisions and Subdivisions 12

PART II.

ADMINISTRATION AND DIVISIONAL ACTIVITIES.

PAGE.

The Contribution of the Division to Canada's War Effort 35
Table 1.—Summary of Registration, 1935–44 36
Table 2.—Total Number of Registrations in British Columbia in 1944, distributed according to Statistical Areas 39
Summary of Registrations among the Oriental Races 39
Summary of Registrations among Indians 39
Doukhobor Registrations of Births 40
Table 3.—Doukhobor Births registered during 1944 and the Cumulative Total from 1937 to 1944 by Actual Year of Birth and Sex of Child 40
Table 4.—Showing Doukhobor Births registered during 1944 and the Cumulative Total from 1937 to 1944 by Place of Birth 41
Table 5.—Showing Doukhobor Births registered during 1944 and the Cumulative Total from 1937 to 1944 by Birthplace of Parents 41
Fraudulent Registration of Births 42
Legitimation of Births 42
Statutory Notations entered 42
Delayed Registrations of Births 42
Table 6.—School Teachers' Returns under the "Vital Statistics Act" 43
Table 7.—Registration of Ministers and Clergymen 43
Table 8.—Registration of Ministers and Clergymen according to Religious Denominations, 1943 and 1944 44
Registration Districts 45
Preservation of Records 45
Transfer of Original Records 45
Administration of the "Marriage Act" 45
Legislation 46
Topics dealt with at the Fourth Dominion-Provincial Conference on Vital Statistics 47
General Office Routine 49

PART III.

DETAILED TABLES OF BIRTHS, DEATHS, MARRIAGES, ADOPTIONS, AND DIVORCES IN BRITISH COLUMBIA, 1944 (CLASSIFIED BY PLACE OF RESIDENCE).

Table 1.—General Summary of Births, Deaths, and Marriages in the Province of British Columbia by Census Divisions, Cities and Villages of 1,000 Population and over, 1944 50

BIRTHS.

*Table 2.—Births (exclusive of Still-births) by Months, classified as Rural and Urban, in each Census Division, British Columbia, 1944 51
Table 3.—Total Live Births and Live Births in Institutions, showing the Number of Mothers Non-resident in British Columbia, 1944 51
Table 4.—Births (exclusive of Still-births) to Resident and Non-resident Mothers and Births in Institutions in Cities of 5,000 Population and over, British Columbia, 1944 52

* Detailed information under these headings may be secured on request, if reason sufficiently URGENT.

PAGE.

Table 5.—Births (exclusive of Still-births) classified as Legitimate or Illegitimate for the Province and Cities of 5,000 Population and over, British Columbia, 1944 52

Table 6.—Plural Births classified to show Number of Children Born Alive and Still-born by Sex, British Columbia, 1944 53

Table 7.—Births (exclusive of Still-births) classified according to Ages of Parents, British Columbia, 1944 54

Table 8.—Births (exclusive of Still-births) classified according to Racial Origin of Parents, British Columbia, 1944 55

Table 9.—Births (exclusive of Still-births) classified according to Birthplaces of Parents, British Columbia, 1944 56

INFANT MORTALITY.

*Table 10.—Deaths of Children under One Year (exclusive of Still-births) by Months, classified as Rural and Urban in each Census Division, British Columbia, 1944 57

Table 11.—Total Deaths (exclusive of Still-births) and Deaths in Institutions of Children under One Year of Age, showing the Number Non-resident in British Columbia, 1944 57

Table 12.—Total Deaths (exclusive of Still-births) and Deaths in Institutions of Children under One Year of Age, classified according to Residence of Decedents in Cities of 5,000 Population and over, British Columbia, 1944 57

Table 13.—Deaths of Children under One Year (exclusive of Still-births) by Age at Death, British Columbia, 1944 58

Table 14.—Deaths of Children under One Year of Age (exclusive of Still-births), classified according to Racial Origin of Decedents, British Columbia, 1944 58

Table 15.—Deaths of Children under One Year of Age (exclusive of Still-births), classified according to Birthplaces of Parents, British Columbia, 1944 59

Table 16.—Deaths of Children (exclusive of Still-births) from certain Specified Causes in First Year of Life, by Sex and Calendar Month of Deaths, British Columbia, 1944 60

Table 17.—Deaths of Children (exclusive of Still-births) from certain Specified Causes in First Year of Life, by Sex and Age at Death, British Columbia, 1944 61

GENERAL MORTALITY.

Table 18.—Total Deaths (exclusive of Still-births) and Deaths in Institutions, showing the Number Non-resident in British Columbia, 1944 62

Table 19.—Total Deaths (exclusive of Still-births) and Deaths in Institutions, classified according to Residence of Decedents in Cities of 5,000 Population and over, British Columbia, 1944 62

Table 20.—Deaths (exclusive of Still-births) by Single Years of Age and by Age-groups, British Columbia, 1944 63

Table 21.—Deaths (exclusive of Still-births) classified according to Racial Origin of Decedents, British Columbia, 1944 66

Table 22.—Deaths (exclusive of Still-births) classified according to Birthplace of Decedents, British Columbia, 1944 67

*Table 23.—Deaths (exclusive of Still-births) classified according to Birthplaces of Parents of Decedents, British Columbia, 1944 67

* Detailed information under these headings may be secured on request, if reason sufficiently URGENT.

PAGE.
Table 24.—Causes of Death by Sex and Age, British Columbia, 1944 68
Table 25.—Causes of Death for Each Sex by Conjugal Condition, Nativity, and Month of Death, British Columbia, 1944 82
*Table 26.—Causes of Death by Sex and Age, Vancouver, 1944 99
*Table 27.—Causes of Death for each Sex by Conjugal Condition, Nativity, and Month of Death, Vancouver, 1944 99
*Table 28.—Causes of Death by Sex and Age, Victoria, 1944 99
*Table 29.—Causes of Death for each Sex by Conjugal Condition, Nativity, and Month of Death, Victoria, 1944 99
Table 30.—Causes of Death by Sex in Census Divisions, British Columbia, 1944 100
Table 31.—Causes of Death by Sex in Cities and Villages of 1,000 Population and over, British Columbia, 1944 120

MARRIAGES.

Table 32.—Marriages by Months for British Columbia, 1944 133
Table 33.—Marriages, Conjugal Condition of Contracting Parties, British Columbia, 1944 133
Table 34.—Marriages, Ages of Bridegrooms and Brides, British Columbia, 1944 134
Table 35.—Marriages, Denominations of Contracting Parties, British Columbia, 1944 135
Table 36.—Marriages, Birthplace of Bridegrooms and Brides, British Columbia, 1944 136

BIRTH AND DEATH TABLES FOR INDIANS.

Table 37.—Births of Indians (exclusive of Still-births), by Months, British Columbia, 1944 137
Table 38.—Births of Indians (exclusive of Still-births), classified as Legitimate or Illegitimate, British Columbia, 1944 137
Table 39.—Births of Indians (exclusive of Still-births), classified according to Ages of Parents, British Columbia, 1944 138
Table 40.—Deaths of Indian Children under One Year (exclusive of Still-births), by Months, British Columbia, 1944 139
Table 41.—Deaths of Indian Children under One Year (exclusive of Still-births), by Age at Death, British Columbia, 1944 139
Table 42.—Deaths of Indian Children (exclusive of Still-births) from certain Specified Causes in the First Year of Life, for each Sex, British Columbia, 1944 140
Table 43.—Total Deaths of Indians (exclusive of Still-births), by Months, British Columbia, 1944 140
Table 44.—Deaths of Indians (exclusive of Still-births), by Single Years of Age and by Age-groups, British Columbia, 1944 141
Table 45.—Causes of Death of Indians, by Sex and Age, British Columbia, 1944 142
Table 46.—Deaths of Half-breeds in British Columbia, from Certain Causes of Death, 1944 149

ADOPTIONS.

Table 47.—Adoption Orders filed in the Court Registry, British Columbia, during each Month of 1944 and the Monthly Totals from May, 1920, to December 31st, 1943, and December 31st, 1944 150

* Detailed information under these headings may be secured on request, if reason sufficiently URGENT.

PAGE.

Table 48.—Adoptions by Year of Court Order and Sex of Children, and adopted by Man and Wife, by Man only, and by Woman only, British Columbia, 1944 150

Table 49.—Adoptions by Year of Court Order and by Sex and Legitimacy of Children, British Columbia, 1944 150

Table 50.—Adoptions by Birthplace of Children, British Columbia, 1944, and as at December 31st, 1943, and December 31st, 1944 151

DIVORCES.

Table 51.—Decrees of Dissolution and Nullity of Marriage and Judicial Separation by the Time elapsed between the Marriage and the obtaining of the Decree (in Years only), British Columbia, 1940–44 151

Table 52.—Decrees of Dissolution and Nullity of Marriage and Judicial Separation, showing the Number of Children affected by the Award of Custody and by Sex, British Columbia, 1940–44 151

Table 53.—Decrees of Dissolution and Nullity of Marriage and Judicial Separation, by Sex of Petitioner, British Columbia, 1940–44 152

Table 54.—Decrees of Dissolution and Nullity of Marriage and Judicial Separation, by Month filed in Court Registry, British Columbia, 1940–44 152

VITAL STATISTICS REPORT, 1944.

INTRODUCTION.

This is the Seventy-third Report on the Vital Statistics of British Columbia, and covers the calendar year January 1st to December 31st, 1944.

Section 1 is a summary of recent trends in birth, death, and marriage statistics. Much of the information in this section is illustrated graphically. A table and graph showing birth, death, and marriage rates from 1911 to 1944 is presented to show the effect of the great social and economic changes during this period as they are reflected in vital statistics. Most of the graphs showing variations over a period of years are presented on a semi-logarithmic scale.

The second section deals with the administration, associated legislation, and the work of the Division in general. Throughout this section it should be noted that in practically all instances the activities of the Division have increased over the previous year.

The figures in this year's report mark a very important change in the published vital statistics data. For the first time all the detailed figures of births and deaths appearing in section 3 are classified by place of residence rather than on the former basis of place of occurrence. This change has been made on the recommendations of the Dominion-Provincial Conference on Vital Statistics, held in Ottawa on October 7th, 8th, and 9th, 1943. The Resolution which was passed at that time read as follows:—

"12. Be it *Resolved,* That the Dominion Bureau of Statistics be requested to compile the National and Provincial tabulations of vital statistics on the basis of place of residence, commencing with those for the year 1943."

It was the next year before this switch could be accomplished. There are some short summary tables in this section which give basic information both on a place of residence and on a place of occurrence, but for all practical purposes the main body of the data on births, still-births, and deaths is compiled on a basis of residence. Marriage statistics are compiled on the place of occurrence. As a result of this change it was decided to eliminate what was formerly the second part of our report. The information on statistics on the basis of residence for births and deaths in municipalities has accordingly been omitted. So also have the statistics on births, deaths, and marriages by census tracts in the cities of Vancouver and New Westminster and the municipality of Burnaby. If any such information is required it is available upon request.

The Division of Vital Statistics is one of the several Divisions of the Provincial Board of Health. It is the function of the Division of Vital Statistics to co-operate with the other Divisions in carrying out its part in the public health programme laid down by the Provincial Health Officer, who is in charge of the administration of the Provincial Board of Health. The Division of Vital Statistics is expected to compile various types of data, standardize forms of the record systems generally throughout the Divisions of the Provincial Board of Health, and to assist the other Divisions in the preparation of the statistics and format of their reports.

MAP 1.—MAP OF BRITISH COLUMBIA, SHOWING STATISTICAL DIVISIONS AND SUBDIVISIONS.

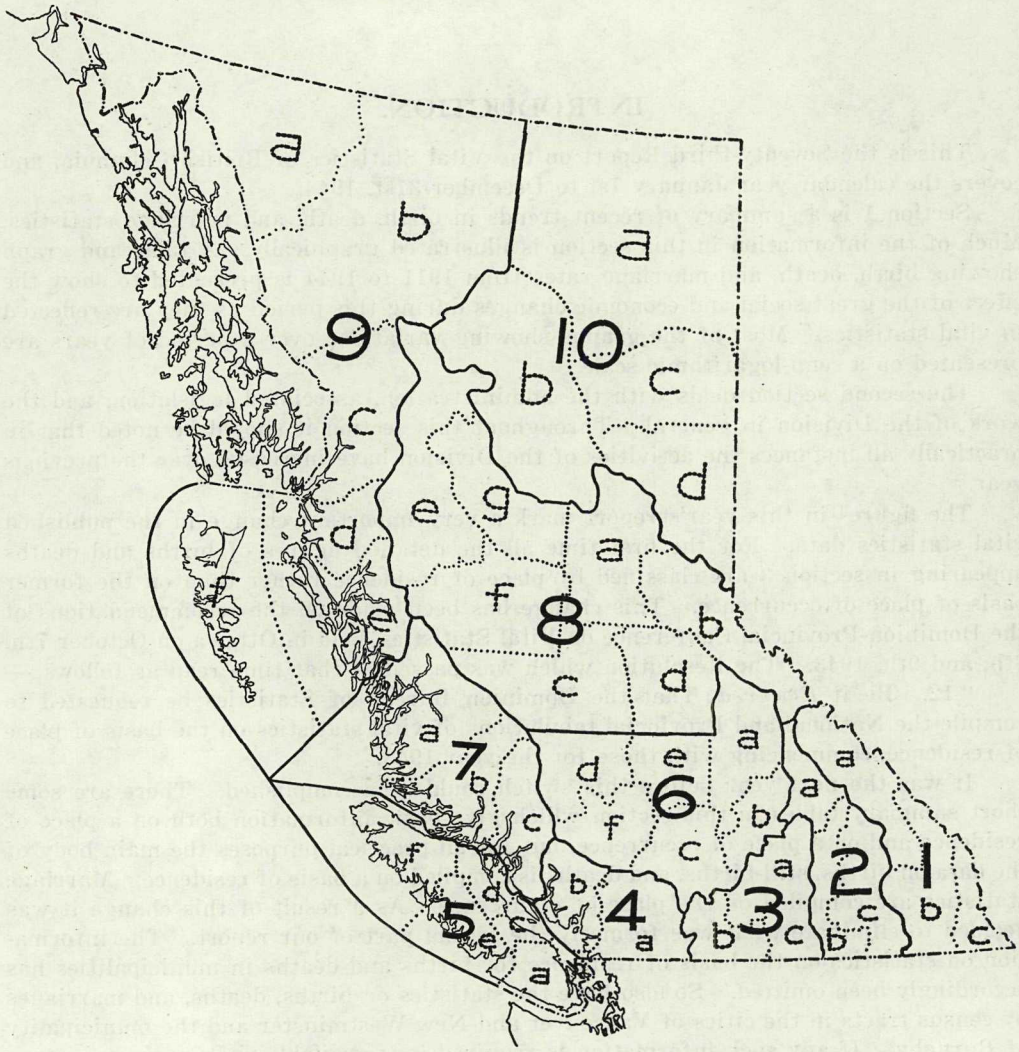

PART I.—GENERAL STATISTICAL SUMMARY OF BIRTHS, DEATHS, AND MARRIAGES.

(By Place of Residence.)

GENERAL SUMMARY.

The number of living children born in the Province, including Indians, was 18,999. giving a birth-rate of 20.4 per 1,000 population as compared to a rate of 20.9 in 1943. There were 8,434 marriages solemnized in British Columbia in 1944. The marriage-rate dropped to 9.1 per 1,000 population from the 1943 rate of 10.4. This continued the decline from 1942 and was the lowest rate since 1938. The death-rate declined to 10.4 per 1,000 population in 1944 as compared to 11.1 in 1943. Table I. shows crude birth, death, and marriage rates for British Columbia, 1911 to 1944.

TABLE I.—CRUDE BIRTH, DEATH, AND MARRIAGE RATES FOR BRITISH COLUMBIA, 1911–44.

Year.	Population.	Births.		Deaths.		Marriages.	
		No.	Rate.	No.	Rate.	No.	Rate.
1911	393,000	5,841	14.86	3,660	9.31	4,509	11.47
1912	407,000	8,008	19.67	4,313	10.59	5,235	12.86
1913	424,000	9,199	21.69	4,619	11.89	5,012	11.82
1914	442,000	10,418	23.57	3,974	8.99	4,296	9.71
1915	450,000	10,516	23.36	3,832	8.51	3,393	7.54
1916	456,000	9,841	21.58	3,887	8.52	3,169	6.94
1917	464,000	9,450	20.36	3,896	8.39	2,861	6.16
1918	474,000	9,445	19.92	5,394	11.37	2,858	6.02
1919	488,000	9,506	19.47	5,792	11.86	3,740	7.66
1920	507,000	10,492	20.69	4,739	9.34	4,690	9.25
1921	525,000	10,653	20.29	4,208	8.01	3,889	7.40
1922	541,000	10,166	18.79	4,907	9.07	3,763	6.95
1923	555,000	10,001	18.01	4,997	9.00	3,943	7.10
1924	571,000	10,119	17.72	5,004	8.76	4,038	7.07
1925	588,000	10,342	17.58	4,945	8.40	4,223	7.18
1926	606,000	10,063	16.60	5,474	9.03	4,418	7.29
1927	623,000	10,084	16.18	5,750	9.22	4,720	7.57
1928	641,000	10,385	16.20	5,910	9.21	4,942	7.70
1929	659,000	10,378	15.74	6,397	9.70	5,155	7.82
1930	676,000	10,867	16.07	6,400	9.46	4,697	6.94
1931	694,000	10,404	14.99	6,114	8.80	3,879	5.58
1932	707,000	10,214	14.44	6,150	8.69	3,604	5.09
1933	717,000	9,583	13.36	6,221	8.67	4,048	5.64
1934	727,000	9,813	13.49	6,378	8.77	4,771	6.56
1935	736,000	10,013	13.60	6,857	9.31	5,034	6.83
1936	745,000	10,571	14.18	7,222	9.69	5,451	7.31
1937	759,000	11,279	14.86	7,973	10.50	6,191	8.15
1938	775,000	12,476	16.09	7,460	9.62	6,135	7.91
1939	792,000	12,373	15.62	7,517	9.49	7,862	9.92
1940	805,000	13,830	17.18	8,315	10.32	9,624	11.95
1941	818,000	15,038	18.38	8,505	10.39	9,769	11.94
1942	870,000	16,808	19.31	8,869	10.19	10,877	12.50
1943	900,000	18,802	20.89	10,012	11.12	9,385	10.42
1944	932,000	18,999	20.39	9,697	10.40	8,434	9.05

GRAPH A.—CRUDE BIRTH, DEATH, AND MARRIAGE RATES FOR BRITISH COLUMBIA, 1911–44.

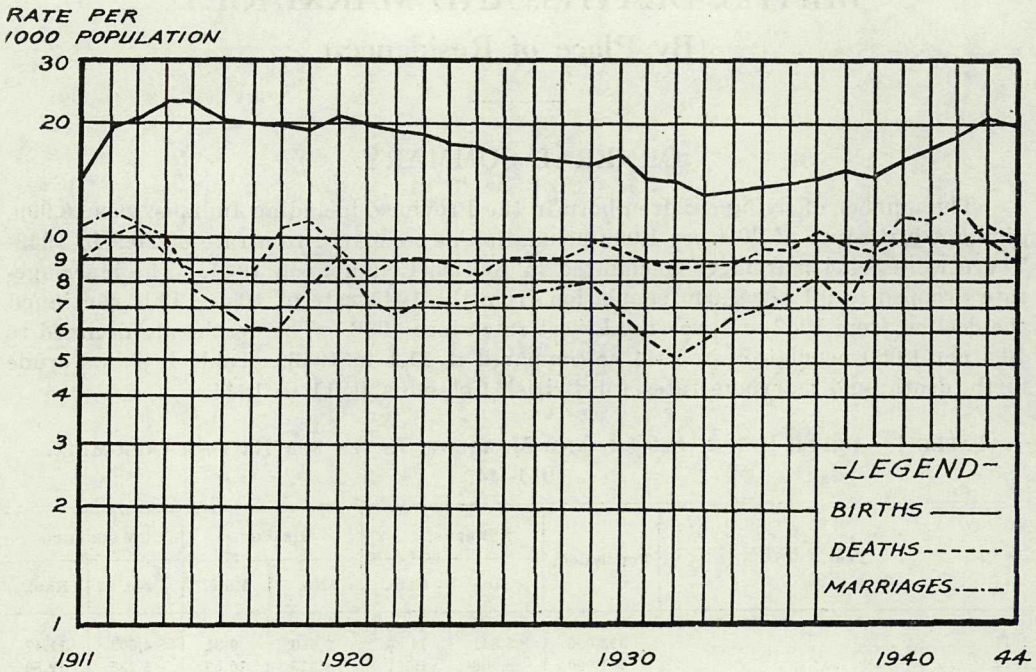

NATURAL INCREASE.

The rate of natural increase rose for the sixth consecutive year to 9.98 per 1,000 population, as shown in Table II. This is the highest rate since 1921. The rate of natural increase for the five-year period 1940 to 1944 is shown in Table II.

TABLE II.

Year.	Male.			Female.			Both Sexes.	Population (estimated).	Rate of Natural Increase per 1,000 Population.
	Births.	Deaths.	Excess of Births over Deaths.	Births.	Deaths.	Excess of Births over Deaths.	Excess of Births over Deaths.		
1940	7,146	5,248	1,898	6,684	3,067	3,617	5,515	805,000	6.85
1941	7,694	5,352	2,342	7,344	3,133	4,191	6,535	818,000	8.00
1942	8,681	5,615	3,066	8,127	3,254	4,873	7,939	870,000	9.13
1943	9,583	6,177	3,406	9,219	3,835	5,384	8,790	900,000	9.77
1944	9,725	6,003	3,722	9,274	3,694	5,580	9,302	932,000	9.98

MORTALITY.

PRINCIPAL CAUSATIVE FACTORS IN BRITISH COLUMBIA.

The death-rate declined in 1944 to 10.4 per 1,000 population, although it remains one of the highest in the last quarter century. The upward trend in mortality rates from the three major causes of death—namely, diseases of the heart and arteries, cancer, and accidental deaths—which was evident in 1943, abated in 1944. Diseases of the heart and arteries lead to 3,444 fatalities, or 35.5 per cent. of all deaths. This

represents a slight increase over the figure of 3,412 in 1943, but a small decline in the rate per 100,000 population. Cancer remained the second leading cause of death, the toll for 1944 being 1,350 deaths. This increased the cancer death-rate per 100,000 population from 143.3 in 1943 to 143.8 in 1944. Of all deaths, cancer accounted for 13.9 per cent. There was a gratifying reduction in the death-rates from accidental deaths and from tuberculosis. The former declined from 91.1 per 100,000 population in 1943 to 70.3 in 1944, while the latter dropped from 68.1 in 1943 to 55.5 in 1944.

Deaths in the group 50 years and over constitute 74.8 per cent. of the total, while the group 1 to 49 years furnishes 17.3 per cent. and the group under 1 year 7.9 per cent. When Indian deaths are not included, the percentage of deaths in the group 50 years and over rises to 78.1 per cent., with only 15.5 per cent. in the group 1 to 49 years and 6.4 per cent. for infant mortality. Indian deaths constitute 23.1 per cent. of all deaths under 40 years and 24 per cent. of those under 1 year, but only 2 per cent. of all deaths over 40 years of age.

Since Indians do not come under the jurisdiction of the Provincial Board of Health, mortality statistics have been compiled to show separately the position "Including Indians" and "Excluding Indians."

Infant mortality increased from 37.8 per 1,000 live births in 1943 to 40.4 in 1944. Excluding Indians, the rate rose from 31.8 to 32.8 per 1,000 live births. Infant mortality for Indians was 153.1 per 1,000 live births. In the "Excluding Indians" group, prematurity caused the highest infant mortality, resulting in 196 deaths, or 33.6 per cent. Congenital malformations accounted for 15.1 per cent. of infant mortality, while injury at birth and pneumonia were each responsible for 10.5 per cent.

Statistics on the leading causes of death have full significance only when related to their incidence by age-groups. The comments on this relationship that follow are excluding Indians.

Diseases of the heart and arteries, the greatest single cause of death, take the lead in all age-groups over 40 years, constituting 43.9 per cent. of all deaths in those groups.

Cancer, the second leading cause of death, first becomes significant in the age-group 30 to 39 years, where it appears in third place, accounting for 29 deaths or 8.9 per cent. of all deaths in that age-group. Cancer takes second place in all age-groups over 40 years. In the group 40 to 49 years it resulted in 101 deaths, 20 per cent. of all deaths in the group, and in the group 50 to 59 years for 276 deaths or 22 per cent., and in the group 60 to 69 years for 472 deaths or 21.5 per cent. of the group total. It remained high in the group 70 to 79 years, causing 339 deaths, 14.8 per cent. of that group's fatalities.

Accidental deaths, numbering 620, or 6.8 per cent. of all mortality, was the leading cause of death in each of the age-groups from 1 to 29 years, but in each group the number of deaths from this cause has declined from 1943. In the age-groups 1 to 29 years, 193 deaths, one-third of all deaths, were due to accidents.

Chronic nephritis, the fourth leading cause of death, is of consequence chiefly in the age-groups over 60 years, where 73 per cent. of its 378 fatalities occurred. The reduction in deaths from this cause noted in 1943 continued in 1944.

Pneumonia deaths, 4 per cent. of the total, was the fifth leading cause. It appears as a major factor in deaths under 4 years and those over 80 years.

Tuberculosis dropped to sixth place in the causes of death. If Indian deaths were included, it would stand in fourth place. Tuberculosis was the second leading cause of death in each of the age-groups 10 to 19 years and 20 to 29 years, and first in the group 30 to 39 years. It held fourth place in the groups 40 to 49 years and 50 to 59 years. In the group 10 to 39 years, 17.4 per cent. of all deaths were from tuberculosis.

Diseases of early infancy remained as the seventh leading cause of death, taking 330 lives in 1944, compared to 306 in 1943.

Cerebral hæmorrhage accounted for 308 deaths, a slight increase over the 1943 figure of 291.

Diabetes, in ninth place, took 177 lives, 1.9 per cent. of all deaths.

Congenital malformations stood tenth in the list. Deaths from this cause numbered 118, being 13 per cent. of the total mortality.

Indians are a responsibility of the Dominion Government, although in a few districts the Dominion Government buys public-health service from the Provincial Department of Public Health.

The ten leading causes of death in the Indian population differ considerably from those of the rest of the population. Although non-communicable diseases are the principal causes of death in the "other than Indian" population, among the Indians the heaviest toll is taken by communicable diseases and virus diseases affecting the respiratory system.

Tuberculosis is the leading cause of Indian deaths, with 171 fatalities attributable to this disease, 29.2 per cent. of all Indian deaths. This gives an Indian tuberculosis rate of 680.2 per 100,000 population, as compared to the white population rate of 38.1.

Pneumonia is the second leading cause of death among Indians, with 70 deaths, and diseases of early infancy third, with 52 deaths.

Accidental deaths rank fourth among Indian deaths, causing 35 fatalities.

Diseases of the heart and arteries appear in fifth place, with 29 deaths. Diarrhœa and enteritis caused 25 deaths to fill sixth place, while influenza was seventh with 24 deaths. Cancer, congenital malformations, and cerebral hæmorrhage were eighth, ninth, and tenth with 16, 9, and 7 deaths respectively.

The Japanese and Chinese have a higher tuberculosis mortality rate than the white population; the rate for Japanese being 64.06 per 100,000 population and for the Chinese 255.24.

AGE AND SEX MORTALITY.

Tables III.A and III.B show deaths, including and excluding Indians respectively, for the five-year period 1940–44, according to age-groups and sex:—

TABLE III.A (INCLUDING INDIANS).

Year and Sex.	Under 1 Year.	1 Year.	2 Years.	3 Years.	4 Years.	5 to 9 Years.	10 to 19 Years.	20 to 29 Years.	30 to 39 Years.	40 to 49 Years.	50 to 59 Years.	60 to 69 Years.	70 to 79 Years.	80 to 89 Years.	90 to 99 Years.	100 and over.	Not stated.	Totals.
1940.																		
Male	317	32	25	14	11	47	140	191	223	396	847	1,264	1,074	585	70	5	7	5,248
Female	209	36	18	9	5	36	79	154	140	226	388	570	713	411	66	7	.....	3,067
1941.																		
Male	316	46	17	19	19	60	132	219	224	340	834	1,239	1,218	603	57	1	8	5,352
Female	236	30	11	12	6	34	86	124	155	215	372	608	711	456	91	5	1	3,153
1942.																		
Male	349	46	32	17	16	33	129	254	240	345	830	1,321	1,236	677	75	5	10	5,615
Female	247	32	14	20	8	40	81	157	147	209	433	597	720	464	81	2	2	3,254
1943.																		
Male	394	44	27	17	21	48	150	254	269	359	900	1,394	1,443	754	94	2	7	6,177
Female	317	35	20	14	11	48	95	171	162	245	458	687	871	608	89	3	1	3,835
1944.																		
Male	445	43	34	21	10	49	108	188	183	329	862	1,518	1,464	663	82	5	1	6,003
Female	322	34	26	12	14	38	81	137	171	194	420	720	863	558	97	7	.....	3,694

TABLE III.B (EXCLUDING INDIANS).

Year and Sex.	Under 1 Year.	1 Year.	2 Years.	3 Years.	4 Years.	5 to 9 Years.	10 to 19 Years.	20 to 29 Years.	30 to 39 Years.	40 to 49 Years.	50 to 59 Years.	60 to 69 Years.	70 to 79 Years.	80 to 89 Years.	90 to 99 Years.	100 and over.	Not stated.	Totals.
1940.																		
Male	228	23	13	8	8	27	96	166	204	376	836	1,243	1,042	564	61	2	7	4,904
Female	141	20	9	6	4	18	50	122	128	206	378	535	688	401	57	4	.....	2,767
1941.																		
Male	239	26	11	12	13	37	107	192	213	320	820	1,221	1,187	586	53	.....	8	5,045
Female	185	17	6	6	3	16	54	100	139	201	359	594	690	442	86	3	.....	2,901
1942.																		
Male	272	26	20	11	13	25	98	223	224	329	820	1,307	1,218	665	70	3	10	5,334
Female	194	16	9	13	4	24	46	125	128	192	421	579	690	447	75	2	2	2,967
1943.																		
Male	309	23	18	9	14	30	110	221	253	337	893	1,369	1,425	734	87	2	7	5,841
Female	253	20	10	6	2	22	55	132	143	223	436	668	848	590	86	2	1	3,497
1944.																		
Male	344	22	20	16	8	36	86	165	173	319	850	1,497	1,444	651	79	2	.....	5,711
Female	239	20	15	8	10	21	41	113	152	187	405	702	850	542	91	5	.....	3,401

THE TEN LEADING CAUSES OF DEATH.

The ten leading causes of death during 1944 remained the same and in the same order as in 1943. Table IV.A shows the leading causes of death for the ten-year period 1935–44 in order of rating, the death-rate per 100,000 population from the various causes, and the percentage of total deaths attributable to each cause. It will be noticed that while the death-rate from diseases of the heart and arteries fell off slightly, the percentage of all deaths due to this cause showed an increase, because of the decline in the over-all death-rate.

The exclusion of Indian deaths causes two changes in the order of the ten leading causes. Deaths from tuberculosis and from pneumonia are reduced markedly, so that nephritis appears in fourth place, pneumonia remains in fifth place with a considerably reduced mortality rate, and tuberculosis drops to sixth place. Death-rates from diseases of the heart and arteries and from cancer are increased when the Indian population is excluded. Table IV.B shows the ten leading causes of death, excluding Indians.

GRAPH B.—THE FIRST TEN CAUSES OF DEATH IN BRITISH COLUMBIA (INCLUDING INDIANS), 1935–44.

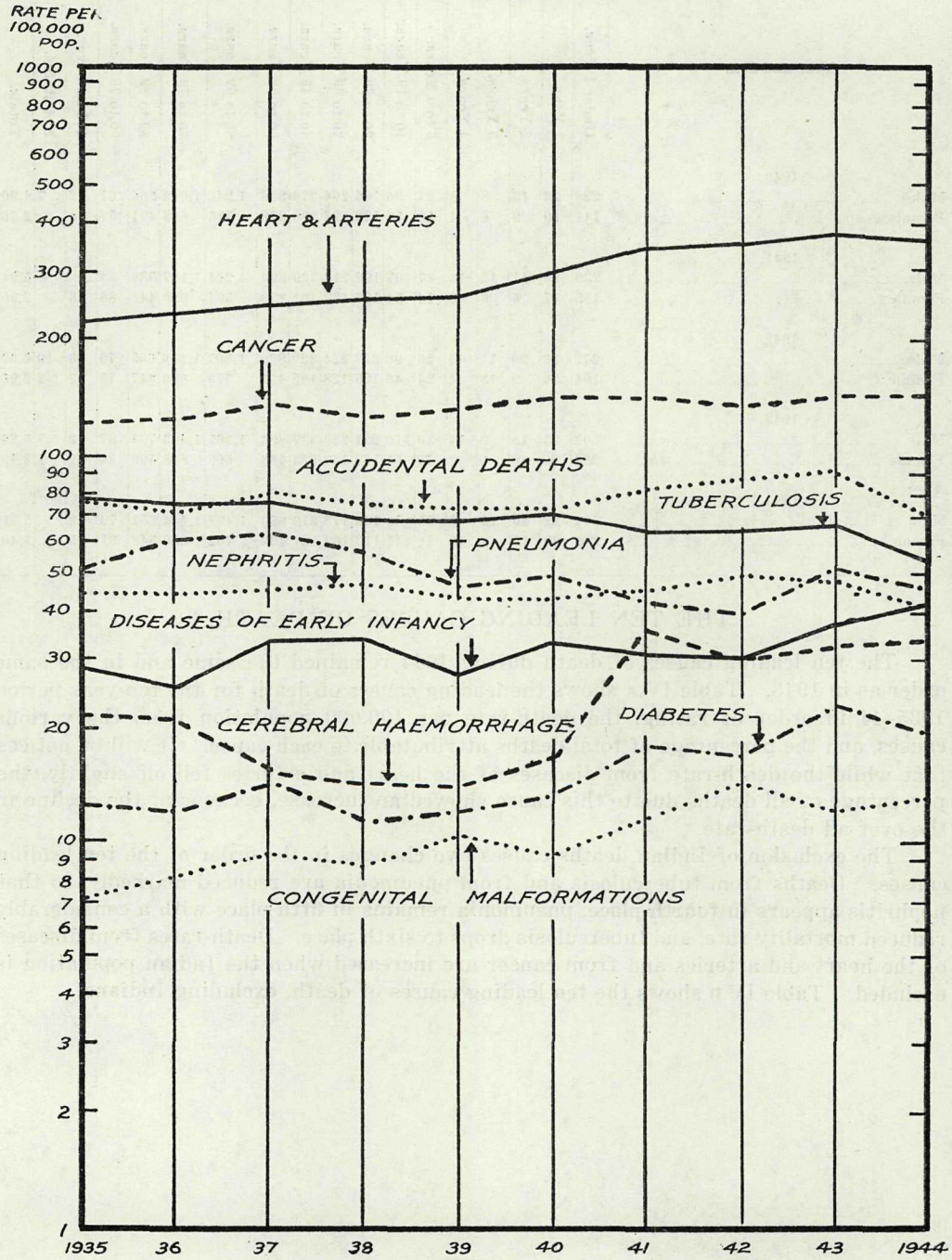

GRAPH C.—THE FIRST TEN CAUSES OF DEATH IN BRITISH COLUMBIA (EXCLUDING INDIANS), 1935–44.

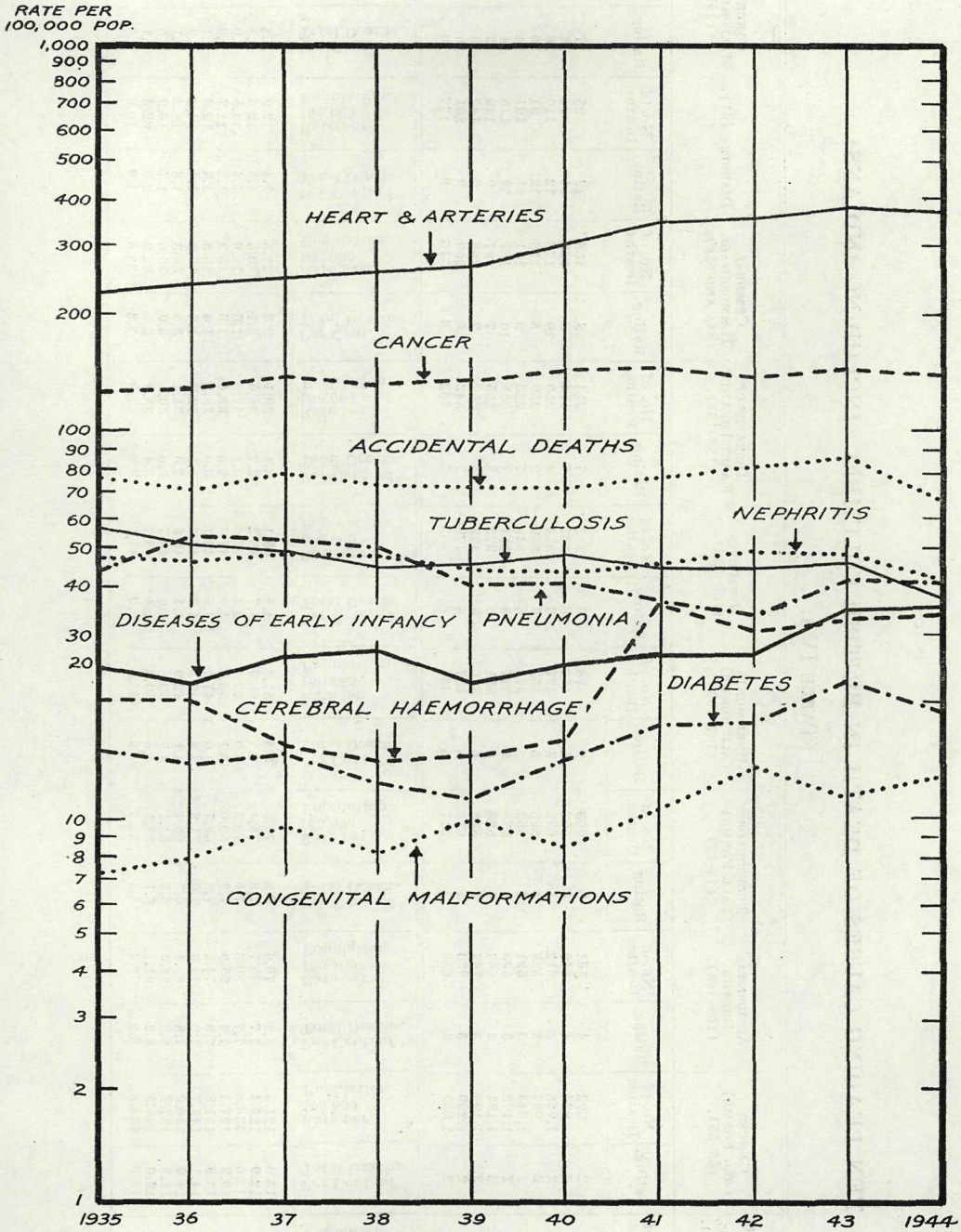

TEN LEADING CAUSES OF DEATH IN BRITISH COLUMBIA (INCLUDING INDIANS).

TABLE IV.A.

Year.	Diseases of the Heart and Arteries (90–95, 97, 99, and 83E).		Cancer (all Forms) (45–55).		Accidental Deaths (169–198).		Tuberculosis (all Forms) (13–22).		Pneumonia (all Forms) (107–109).		Nephritis (130–132).		Diseases of Early Infancy (158–161).		Cerebral Hæmorrhage (83A and 83B).		Diabetes (61).		Congenital Malformations (157).	
	Rating.	No. of Deaths.	Rating.	No. of Deaths.	Rating.	No. of Deaths.	Rating.	No. of Deaths.	Rating.	No. of Deaths.	Rating.	No. of Deaths.	Rating.	No. of Deaths.	Rating.	No. of Deaths.	Rating.	No. of Deaths.	Rating.	No. of Deaths.
1935	1	1,646	2	893	4	564	3	565	5	378	6	332	7	214	8	158	12	95	17	54
1936	1	1,736	2	934	4	549	3	562	5	452	6	337	7	194	9	153	11	94	18	60
1937	1	1,836	2	1,038	3	612	4	602	5	477	6	354	8	250	10	126	12	110	16	71
1938	1	1,941	2	987	3	588	4	535	5	452	6	369	7	259	8	118	12	91	16	67
1939	1	2,071	2	1,044	3	591	4	552	5	373	6	349	7	223	9	121	11	101	14	81
1940	1	2,407	2	1,173	3	598	4	578	5	397	6	351	7	258	10	137	12	115	14	75
1941	1	2,832	2	1,194	3	666	4	533	6	351	5	372	8	255	7	297	9	149	13	94
1942	1	3,042	2	1,194	3	766	4	558	6	346	5	432	8	262	7	266	9	147	10	129
1943	1	3,412	2	1,299	3	820	4	613	5	457	6	438	7	342	8	300	9	201	10	114
1944	1	3,444	2	1,350	3	655	4	517	5	435	6	383	7	382	8	315	9	177	10	127

Year.	Per Cent. of Total Deaths.	Rate per 100,000 Population.	Per Cent. of Total Deaths.	Rate per 100,000 Population.	Per Cent. of Total Deaths.	Rate per 100,000 Population.	Per Cent. of Total Deaths.	Rate per 100,000 Population.	Per Cent. of Total Deaths.	Rate per 100,000 Population.	Per Cent. of Total Deaths.	Rate per 100,000 Population.	Per Cent. of Total Deaths.	Rate per 100,000 Population.	Per Cent. of Total Deaths.	Rate per 100,000 Population.	Per Cent. of Total Deaths.	Rate per 100,000 Population.	Per Cent. of Total Deaths.	Rate per 100,000 Population.
1935	24.0	223.6	13.0	121.3	8.2	76.6	8.2	76.8	5.5	51.3	4.8	45.1	3.1	29.1	2.3	21.5	1.4	12.9	0.8	7.3
1936	24.0	233.0	12.9	125.4	7.7	73.7	7.8	75.4	6.3	60.7	4.7	45.2	2.7	26.0	2.1	20.5	1.3	12.6	0.8	8.1
1937	23.0	241.9	13.0	136.8	7.7	80.6	7.6	79.3	6.0	62.8	4.4	46.6	3.1	32.9	1.6	16.6	1.4	14.5	0.9	9.4
1938	26.0	250.5	13.2	127.3	7.9	75.9	7.2	69.0	6.1	58.3	4.9	47.6	3.5	33.4	1.6	15.2	1.2	11.7	0.9	8.6
1939	27.6	261.5	13.9	131.8	7.9	74.6	7.3	69.7	5.0	47.1	4.6	44.1	3.0	28.2	1.6	15.3	1.3	12.8	1.1	10.2
1940	28.9	299.0	14.1	145.7	7.2	74.3	7.0	71.8	4.8	49.3	4.2	43.6	3.1	32.0	1.6	17.0	1.4	14.3	0.9	9.3
1941	33.3	346.2	14.0	146.0	7.8	81.4	6.3	65.1	4.1	42.9	4.4	45.5	3.0	31.1	3.5	36.3	1.8	18.2	1.1	11.5
1942	34.3	349.7	13.5	137.2	8.6	88.0	6.3	64.1	3.9	39.8	4.9	49.7	3.0	30.1	3.0	30.6	1.7	16.9	1.5	14.8
1943	34.1	379.1	13.0	144.3	8.2	91.1	6.1	68.1	4.6	50.8	4.4	48.7	3.4	38.0	3.0	33.3	2.0	22.3	1.1	12.7
1944	35.5	369.5	13.9	144.8	6.8	70.3	5.3	55.5	4.5	46.7	3.9	41.1	3.9	41.0	3.2	33.8	1.9	19.0	1.3	13.6

TEN LEADING CAUSES OF DEATH IN BRITISH COLUMBIA (EXCLUDING INDIANS).

TABLE IV.B.

Year.	Diseases of the Heart and Arteries (90–95, 97, 99, and 83E).		Cancer (all Forms) (45–55).		Accidental Deaths (169–198).		Nephritis (130–132).		Pneumonia (all Forms) (107–109).		Tuberculosis (all Forms) (13–22).		Diseases of Early Infancy (158–161).		Cerebral Hæmorrhage (83A and 83B).		Diabetes (61).		Congenital Malformations (157).	
	Rating.	No. of Deaths.	Rating.	No. of Deaths.	Rating.	No. of Deaths.	Rating.	No. of Deaths.	Rating.	No. of Deaths.	Rating.	No. of Deaths.	Rating.	No. of Deaths.	Rating.	No. of Deaths.	Rating.	No. of Deaths.	Rating.	No. of Deaths.
1935	1	1,623	2	880	3	543	5	329	6	317	4	399	7	176	8	146	12	94	17	51
1936	1	1,721	2	917	3	515	6	333	4	386	5	374	7	163	8	148	12	93	18	57
1937	1	1,807	2	1,024	3	575	6	354	4	391	5	363	8	200	9	119	11	109	15	70
1938	1	1,913	2	973	3	554	5	362	4	381	6	332	7	212	9	110	12	91	16	62
1939	1	2,036	2	1,029	3	557	5	345	6	318	4	353	7	182	9	119	11	100	14	77
1940	1	2,373	2	1,143	3	558	5	345	6	325	4	375	7	207	10	132	12	115	14	67
1941	1	2,790	2	1,181	3	620	4	368	6	297	5	359	8	216	7	292	9	147	13	86
1942	1	3,007	2	1,177	3	706	4	423	6	295	5	388	8	233	7	260	9	147	10	118
1943	1	3,370	2	1,290	3	775	4	432	6	367	5	405	7	306	8	291	9	201	10	106
1944	1	3,415	2	1,334	3	620	4	378	5	365	6	346	7	330	8	308	9	177	10	118

Year.	Per Cent. of Total Deaths.	Rate per 100,000 Population.	Per Cent. of Total Deaths.	Rate per 100,000 Population.	Per Cent. of Total Deaths.	Rate per 100,000 Population.	Per Cent. of Total Deaths.	Rate per 100,000 Population.	Per Cent. of Total Deaths.	Rate per 100,000 Population.	Per Cent. of Total Deaths.	Rate per 100,000 Population.	Per Cent. of Total Deaths.	Rate per 100,000 Population.	Per Cent. of Total Deaths.	Rate per 100,000 Population.	Per Cent. of Total Deaths.	Rate per 100,000 Population.	Per Cent. of Total Deaths.	Rate per 100,000 Population.
1935	25.7	228.2	13.9	123.7	8.6	76.3	5.2	46.3	5.0	44.6	6.3	56.1	2.8	24.7	2.3	20.5	1.5	13.2	0.8	7.2
1936	25.8	238.9	13.7	127.3	7.7	71.5	5.0	46.2	5.8	53.6	6.0	51.9	2.4	22.6	2.2	20.5	1.4	12.9	0.9	7.9
1937	25.3	246.1	14.3	139.5	8.0	78.3	5.0	48.2	5.5	53.3	5.1	49.4	2.8	27.2	1.7	16.2	1.5	14.8	1.0	9.5
1938	27.9	255.0	14.2	129.7	8.1	73.8	5.3	48.3	5.6	50.8	4.8	44.3	3.1	28.3	1.6	14.7	1.3	12.1	0.9	8.3
1939	29.3	265.4	14.8	134.1	8.0	72.6	5.0	45.0	4.6	41.5	5.1	46.0	2.6	23.7	1.7	15.5	1.4	11.3	1.1	10.0
1940	30.9	304.2	14.9	146.5	7.3	71.5	4.5	44.2	4.2	41.7	4.9	48.1	2.7	26.5	1.7	16.9	1.5	14.7	0.9	8.6
1941	35.1	351.8	14.9	148.9	7.8	78.2	4.6	46.4	3.7	37.5	4.5	45.3	2.7	27.2	3.7	36.8	1.8	18.5	1.1	10.8
1942	36.2	355.8	14.2	139.3	8.5	83.5	5.1	50.1	3.6	34.9	4.7	45.9	2.8	27.6	3.1	30.8	1.8	17.4	1.5	14.0
1943	36.1	385.1	13.8	147.4	8.3	88.6	4.6	49.4	3.9	41.9	4.3	46.3	3.3	35.0	3.1	33.2	2.2	23.0	1.1	12.1
1944	37.5	376.5	14.6	147.1	6.8	68.4	4.1	41.7	4.0	40.2	3.8	38.1	3.6	36.4	3.4	34.0	1.9	19.5	1.3	13.0

THE FOUR CHIEF CAUSES OF DEATH IN THE DIFFERENT AGE-GROUPS (INCLUDING INDIANS), 1944.

TABLE V.A.

Int. List No.	Cause of Death.	Deaths in Age-groups by Cause of Death.	Per Cent. of Deaths in Age-groups due to Specified Causes.	Per Cent. of Deaths at all Ages due to Specified Causes.	Deaths from Specified Causes at all Ages.
	Unknown Age—Deaths, 1.				
	Under 1 Year—Deaths, 767.				
159	1. Premature birth	221	28.8	11.70	221
107–109	2. Pneumonia	108	14.1	5.72	435
157	3. Congenital malformations	95	12.4	5.03	127
160	4. Injury at birth	67	8.7	3.55	67
	1–4 Years—Deaths, 194.				
13–22	1. Tuberculosis	38	19.6	0.74	517
169–195	2. Accidental deaths	35	18.0	0.68	654
107–109	3. Pneumonia	20	10.3	0.39	435
157	4. Congenital malformations	16	8.2	0.31	127
	5–9 Years—Deaths, 85.				
13–22	1. Tuberculosis	23	27.1	0.36	517
169–195	2. Accidental deaths	17	20.0	0.26	654
115 (*b.*)	3 Septic sore throat	4	4.7	0.06	10
121	4. Appendicitis	4	4.7	0.06	60
	10–19 Years—Deaths, 189.				
169–195	1. Accidental deaths	62	32.8	0.45	654
13–22	2. Tuberculosis	59	31.2	0.43	517
107–109	3. Pneumonia	8	4.2	0.06	435
45–55	4. Cancer and other malignant tumours	7	3.7	0.05	1,350
90–95, 97, 99, and 83E	4. Diseases of the heart and arteries	7	3.7	0.05	3,444
	20–29 Years—Deaths, 325.				
169–195	1. Accidental deaths	96	29.5	0.62	654
13–22	2. Tuberculosis	82	25.2	0.53	517
90–95, 97, 99, and 83E	3. Diseases of the heart and arteries	17	5.2	0.11	3,444
45–55	4. Cancer and other malignant tumours	13	4.0	0.08	1,350
	30–39 Years—Deaths, 354.				
13–22	1. Tuberculosis	75	21.2	0.54	517
169–195	2. Accidental deaths	55	15.5	0.40	654
90–95, 97, 99, and 83E	3. Diseases of the heart and arteries	43	12.1	0.31	3,444
45–55	4. Cancer and other malignant tumours	29	8.2	0.21	1,350
	40–49 Years—Deaths, 523.				
90–95, 97, 99, and 83E	1. Diseases of the heart and arteries	114	21.8	0.99	3,444
45–55	2. Cancer and other malignant tumours	104	19.9	0.91	1,350
13–22	3. Tuberculosis	60	11.5	0.52	517
169–195	4. Accidental deaths	52	9.9	0.45	654
	50–59 Years—Deaths, 1,282.				
90–95, 97, 99, and 83E	1. Diseases of the heart and arteries	429	33.5	3.73	3,444
45–55	2. Cancer and other malignant tumours	280	21.8	2.43	1,350
169–195	3. Accidental deaths	91	7.1	0.79	654
13–22	4. Tuberculosis	75	5.9	0.65	517
	60–69 Years—Deaths, 2,238.				
90–95, 97, 99, and 83E	1. Diseases of the heart and arteries	921	41.2	10.72	3,444
45–55	2. Cancer and other malignant tumours	475	21.2	5.53	1,350
83A–D	3. Intracranial lesions of vascular origin	103	4.6	1.19	337
169–195	4. Accidental deaths	89	4.0	1.04	654
	70–79 Years—Deaths, 2,327.				
90–95, 97, 99, and 83E	1. Diseases of the heart and arteries	1,140	48.9	29.39	3,444
45–55	2. Cancer and other malignant tumours	343	14.7	8.84	1,350
131	3. Chronic nephritis	124	5.3	3.20	364
83A–D	4. Intracranial lesions of vascular origin	96	4.1	2.48	337
	80 Years and over—Deaths, 1,412.				
90–95, 97, 99, and 83E	1. Diseases of the heart and arteries	770	54.5	77.01	3,444
45–55	2. Cancer and other malignant tumours	96	6.8	9.60	1,350
169–195	3. Accidental deaths	77	5.5	7.70	654
107–109	4. Pneumonia	73	5.2	7.30	435

THE FOUR CHIEF CAUSES OF DEATH IN THE DIFFERENT AGE-GROUPS (EXCLUDING INDIANS), 1944.

TABLE V.B.

Int. List No.	Cause of Death.	Deaths in Age-groups by Cause of Death.	Per Cent. of Deaths in Age-groups due to Specified Causes.	Per Cent. of Deaths at all Ages due to Specified Causes.	Deaths from Specified Causes at all Ages.
	Under 1 Year—Deaths, 583.				
159	1. Premature birth	196	33.6	10.63	196
157	2. Congenital malformations	88	15.1	4.77	118
160	3. Injury at birth	61	10.4	3.30	61
107–109	4. Pneumonia	61	10.4	3.30	365
	1–4 Years—Deaths, 119.				
169–195	1. Accidental deaths	33	27.5	0.68	619
157	2. Congenital malformations	14	11.8	0.29	118
107–109	3. Pneumonia	9	7.6	0.19	365
13–22	4. Tuberculosis	7	5.9	0.14	346
	5–9 Years—Deaths, 55.				
169–195	1. Accidental deaths	14	25.4	0.23	619
13–22	2. Tuberculosis	4	7.3	0.07	346
115 (*b.*)	2. Septic sore throat	4	7.3	0.07	10
121	3. Appendicitis	3	5.4	0.05	58
	10–19 Years—Deaths, 127.				
169–195	1. Accidental deaths	55	43.3	0.42	619
13–22	2. Tuberculosis	14	11.0	0.11	346
107–109	3. Pneumonia	7	5.5	0.05	365
45–55	3. Cancer and other malignant tumours	7	5.5	0.05	1,334
90–95, 97, 99, and 83E	3. Diseases of the heart and arteries	7	5.5	0.05	3,415
	20–29 Years—Deaths, 278.				
169–195	1. Accidental deaths	91	32.7	0.60	619
13–22	2. Tuberculosis	53	19.1	0.35	346
90–95, 97, 99, and 83E	3. Diseases of the heart and arteries	17	6.1	0.11	3,415
45–55	4. Cancer and other malignant tumours	12	4.3	0.08	1,334
	30–39 Years—Deaths, 325.				
13–22	1. Tuberculosis	60	18.5	0.44	346
169–195	2. Accidental deaths	52	16.0	0.38	619
90–95, 97, 99, and 83E	3. Diseases of the heart and arteries	42	12.9	0.31	3,415
45–55	4. Cancer and other malignant tumours	29	8.9	0.21	1,334
	40–49 Years—Deaths, 506.				
90–95, 97, 99, and 83E	1. Diseases of the heart and arteries	114	22.5	1.01	3,415
45–55	2. Cancer and other malignant tumours	101	20.0	0.90	1,334
169–195	3. Accidental deaths	52	10.3	0.46	619
13–22	4. Tuberculosis	50	9.9	0.44	346
	50–59 Years—Deaths, 1,255.				
90–95, 97, 99, and 83E	1. Diseases of the heart and arteries	426	33.9	3.75	3,415
45–55	2. Cancer and other malignant tumours	276	22.0	2.43	1,334
169–195	3. Accidental deaths	91	7.3	0.80	619
13–22	4. Tuberculosis	69	5.5	0.61	346
	60–69 Years—Deaths, 2,199.				
90–95, 97, 99, and 83E	1. Diseases of the heart and arteries	908	41.3	10.73	3,415
45–55	2. Cancer and other malignant tumours	472	21.5	5.58	1,334
83A–D	3. Intracranial lesions of vascular origin	99	4.5	1.17	329
131	4. Chronic nephritis	87	4.0	1.03	361
	70–79 Years—Deaths, 2,294.				
90–95, 97, 99, and 83E	1. Diseases of the heart and arteries	1,135	49.5	29.84	3,415
45–55	2. Cancer and other malignant tumours	339	14.8	8.91	1,334
131	3. Chronic nephritis	123	5.4	3.23	361
83A–D	4. Intracranial lesions of vascular origin	95	4.1	2.50	329
	80 Years and over—Deaths, 1,370.				
90–95, 97, 99, and 83E	1. Diseases of the heart and arteries	763	55.7	79.26	3,415
45–55	2. Cancer and other malignant tumours	95	6.9	9.87	1,334
169–195	3. Accidental deaths	74	5.4	7.69	619
107–109	4. Pneumonia	70	5.1	7.27	365

MORTALITY FROM NOTIFIABLE DISEASES.

Table VI. shows the deaths from notifiable diseases, both including and excluding Indians, as required by the Dominion Council of Health, for the five-year period 1940–44.

In general, the 1944 figures compare favourably with those of previous years. Cancer deaths again show an increase, but there has been a marked decline in deaths from tuberculosis and influenza over 1943. Deaths from measles, encephalitis, and dysentery declined from their comparatively large 1943 figure, while septic sore throat and mumps showed increased mortality rates.

TABLE VI.

Int. List No.	Cause of Death.	Including Indians.					Excluding Indians.				
		1940.	1941.	1942.	1943.	1944.	1940.	1941.	1942.	1943.	1944.
43A	Actinomycosis	1	.....	.....	1	1	1	.....	.....	1	1
7	Anthrax	.....	.....	.....	.....	.....	.....	.....	.....	.....	.....
177A	Botulism	.....	1	.....	.....	3	.....	.....	.....	.....	3
45–55	Cancer	1,173	1,194	1,194	1,290	1,350	1,143	1,181	1,177	1,281	1,334
6	Cerebrospinal meningitis (epidemic)	5	17	18	10	8	5	15	15	8	7
38E	Chicken-pox	.....	.....	1	1	1	.....	.....	1	1	1
4	Cholera, Asiatic	.....	.....	.....	.....	.....	.....	.....	.....	.....	.....
88B	Conjunctivitis, acute	1	.....	1	.....	.....	1	.....	1	.....	.....
10	Diphtheria	2	2	2	5	1	2	2	1	3	1
27A–B	Dysentery (amœbic and bacillary)	1	1	1	11	1	*	1	.....	10	1
37	Encephalitis	5	4	3	11	2	5	4	2	11	2
11	Erysipelas	3	1	4	3	.....	3	1	4	3	.....
38D	German measles	1	1	.....	.....	.....	.....	.....	.....	.....	.....
26B	Glanders	.....	.....	.....	.....	.....	.....	.....	.....	.....	.....
33	Influenza (epidemic)	179	117	78	189	138	148	89	44	134	114
23	Leprosy	1	.....	.....	2	.....	1	.....	.....	2	.....
28	Malaria	1	.....	.....	1	1	1	.....	.....	1	1
24C	Malignant œdema	.....	.....	1	.....	.....	.....	.....	.....	.....	.....
35	Measles	3	10	14	22	4	2	10	5	11	2
44C	Mumps	1	.....	1	2	8	1	.....	.....	2	8
25A	Ophthalmia neonatorum	.....	.....	.....	1	.....	.....	.....	.....	1	.....
2	Paratyphoid fever	.....	.....	.....	.....	1	.....	.....	.....	.....	.....
69	Pellagra	.....	1	.....	1	.....	.....	1	.....	1	.....
3	Plague	.....	.....	.....	.....	.....	.....	.....	.....	.....	.....
	Pneumonia—										
107	Bronchial	230	192	157	154	219	203	163	140	127	194
108	Lobar	110	100	126	215	132	101	95	118	202	108
36	Poliomyelitis	2	1	.....	1	2	1	1	.....	1	1
38G	Psittacosis	.....	.....	.....	.....	.....	.....	.....	.....	.....	.....
147B	Puerperal septicæmia	4	6	8	11	3	3	5	8	10	2
38B	Rabies	.....	.....	.....	.....	.....	.....	.....	.....	.....	.....
39C	Rocky Mountain spotted fever	.....	.....	.....	.....	.....	.....	.....	.....	.....	.....
8	Scarlet fever	2	2	4	2	2	2	2	3	2	2
115B	Septic sore throat	15	5	6	4	10	*	5	6	2	10
34	Smallpox	.....	.....	.....	.....	.....	.....	.....	.....	.....	.....
12	Tetanus	1	.....	1	1	.....	1	.....	1	1	.....
29A	Tick paralysis	.....	.....	.....	.....	.....	.....	.....	.....	.....	.....
88A	Trachoma	.....	.....	.....	.....	.....	.....	.....	.....	.....	.....
42A	Trichinosis	.....	.....	.....	.....	.....	.....	.....	.....	.....	.....
13–22	Tuberculosis	578	533	558	613	517	375	359	388	405	346
26A	Tularæmia	.....	.....	.....	.....	1	.....	.....	.....	.....	1
1	Typhoid fever	8	3	3	3	4	5	3	3	3	3
39A, B, C	Typhus fever	.....	.....	.....	.....	.....	.....	.....	.....	.....	.....
5	Undulant fever	1	1	1	.....	.....	1	1	1	.....	.....
	Venereal diseases—										
44A, 25B	Gonorrhœa	2	2	.....	3	.....	2	.....	.....	3	.....
30	Syphilis	43	90	90	94	78	41	82	86	89	70
9	Whooping-cough	10	8	13	16	10	5	4	7	12	9
38A	Yellow fever	.....	.....	.....	.....	.....	.....	.....	.....	.....	.....

* Figures not given in these cases because of limitations of coding death registrations.

INFANT MORTALITY.

Infant mortality rates, both including and excluding Indians, show an increase. Pneumonia, atelectasis, and diarrhœa rates in 1944 were higher than in any of the previous five years. Congenital debility, tuberculosis, and influenza show an increase in deaths over 1943. Deaths from bronchitis, measles, and diseases of the thymus gland show a decline. Prematurity was the leading cause of infant mortality, accounting for 28.8 per cent. of infant deaths. Deaths due to malformations and injury at birth remained high.

Table VII. gives principal causes of death of children under 1 year of age, both including and excluding Indians, for the period 1940–44.

TABLE VII.

Int. List No.	Cause of Death.	Including Indians.					Excluding Indians.				
		1940.	1941.	1942.	1943.	1944.	1940.	1941.	1942.	1943.	1944.
161A	Atelectasis	23	33	22	23	38	19	31	21	22	37
106	Bronchitis	5	4	9	6	3	2	2	4	.....	.....
107	Bronchopneumonia	32	46	31	39	56	20	31	21	25	35
158	Congenital debility	23	11	9	13	23	6	1	.....	2	8
86	Convulsions	5	5	4	8	2	.....	2	3	2	1
119	Diarrhœa and enteritis	22	16	21	27	39	14	6	12	19	26
64	Diseases of the thymus gland	21	26	34	37	28	17	25	31	35	26
33	Influenza	25	32	20	20	22	12	14	7	10	11
160	Injury at birth	27	55	62	69	67	22	50	61	67	61
157	Malformations	59	70	108	96	95	51	64	98	90	88
35	Measles	1	1	8	7	1	.....	1	2	4	.....
108–109	Pneumonia (other than bronchopneumonia)	35	35	26	45	52	14	18	10	15	26
159	Premature birth	157	134	143	218	221	140	118	129	202	196
13–22	Tuberculosis	19	10	15	8	10	4	2	5	.....	5
9	Whooping-cough	4	5	8	8	8	3	3	5	6	7
	Other causes	68	69	76	87	102	45	56	57	63	62
	Totals	526	552	596	711	767	369	424	466	562	583
	Living births	13,830	15,038	16,808	18,802	18,999	12,881	14,142	15,788	17,666	17,797
	Rate per 1,000 living births	38.0	36.7	35.5	37.8	40.4	28.6	30.0	29.5	31.8	32.8

INFANT AND MATERNAL MORTALITY RATES FOR BRITISH COLUMBIA, 1935–44.

TABLE VIII.

	1935.	1936.	1937.	1938.	1939.	1940.	1941.	1942.	1943.	1944.
Infant mortality rates per 1,000 live births—										
Including Indians	45.9	43.9	55.8	44.6	39.0	38.0	36.7	35.5	37.8	40.4
Excluding Indians	36.8	34.9	40.8	34.7	30.7	28.6	30.0	29.5	31.8	32.8
Indians	145.7	153.8	254.7	175.0	147.4	166.5	142.9	127.5	131.2	153.1
Maternal mortality rates per 1,000 live births—										
Including Indians	5.2	4.7	4.5	3.8	3.1	3.1	2.7	2.7	2.5	2.6
Excluding Indians	4.0	4.5	4.5	3.6	2.3	2.8	2.2	2.5	2.3	2.4
Indians	9.4	7.4	5.0	6.8	13.6	7.4	10.0	4.9	6.2	5.8

GRAPH D.—INFANT AND MATERNAL MORTALITY RATES FOR BRITISH COLUMBIA, 1935–44.

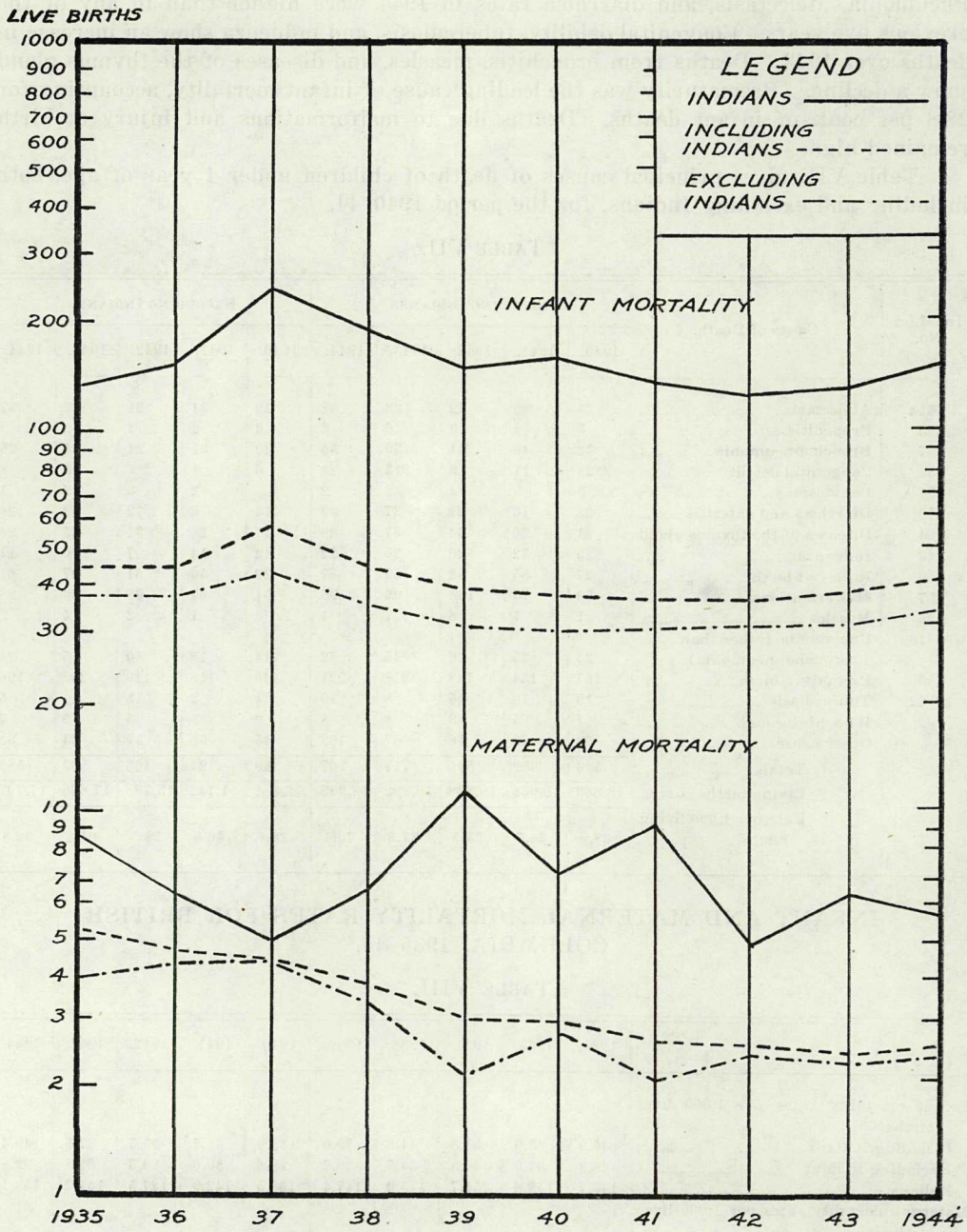

MATERNAL MORTALITY.

The maternal mortality rate for 1944 shows a slight increase over 1943. There was a total of 50 maternal deaths during the year. Table IX. shows the causes of maternal deaths, including and excluding Indians, for 1942, 1943, and 1944.

TABLE IX.

Int. List No.	Cause of Death.	Including Indians.			Excluding Indians.		
		1942.	1943.	1944.	1942.	1943.	1944.
140	Abortion with mention of infection	4	7	8	4	7	7
141	Abortion without mention of infection	7	4	1	6	4	1
142	Ectopic gestation	2	3	6	2	3	6
143	Hæmorrhage of pregnancy	....	....	....	....	....	....
144	Toxæmias of pregnancy	2	....	3	2	....	3
145	Other diseases and accidents of pregnancy	4	2	....	3	1	....
146	Hæmorrhage of childbirth and puerperium	4	16	6	4	14	5
147	Infection during childbirth and puerperium	11	6	12	9	5	10
148	Puerperal toxæmias	4	5	6	4	5	6
149	Other accidents and specified conditions of childbirth	3	2	4	3	1	4
150	Other and unspecified conditions of childbirth and puerperium	4	2	4	3	....	1
	Totals	45	47	50	40	40	43
	Rate per 1,000 living births	2.7	2.5	2.6	2.5	2.3	2.4

MORTALITY FROM TUBERCULOSIS.

There were 517 deaths from tuberculosis in 1944. This gives a mortality rate of 0.55 per 1,000 population, a substantial decrease from the 1943 rate of 0.68. Excluding Indians, the rate fell from 0.46 per 1,000 population to 0.38.

Table X. shows the distribution of deaths from tuberculosis by the various organs and sites affected, including and excluding Indians, for the five-year period, 1940–44.

TABLE X.

Int. List No.	Organ or Site affected.	Including Indians.					Excluding Indians.				
		1940.	1941.	1942.	1943.	1944.	1940.	1941.	1942.	1943.	1944.
13	Respiratory system	490	440	480	537	443	322	312	343	368	307
14	Meninges, central nervous system	35	43	39	36	31	16	19	16	12	16
15	Intestines and peritoneum	17	11	10	8	13	14	5	7	5	8
16	Vertebral column	4	12	8	11	5	2	7	7	6	3
17	Joints and bones	5	6	1	3	3	3	3	.....	2	2
18–21	Other organs and unspecified	8	9	8	11	7	8	8	7	7	4
22	Disseminated tuberculosis	19	12	12	7	15	10	5	8	5	8
	Totals	578	533	558	613	517	375	359	388	405	348
	Per cent. of all deaths	6.95	6.27	6.29	6.12	5.33	4.89	4.52	4.67	4.34	3.82
	Rate per 1,000 population	0.71	0.65	0.68	0.68	0.55	0.46	0.45	0.49	0.46	0.38

MORTALITY FROM CANCER (INCLUDING INDIANS).

Cancer deaths rose to 1,350 in 1944. Of these, 741 were males and 609 females. This increases the mortality rate from 1.43 per 1,000 population in 1943 to 1.45 in 1944.

Table XI. shows the distribution of deaths from cancer by the various organs and sites affected for the five-year period 1940–44.

TABLE XI.

Int. List No.	Organ or Site affected.	1940.	1941.	1942.	1943.	1944.
45	Buccal cavity	45	52	47	41	41
46	Digestive tract and peritoneum	576	559	591	627	694
47	Respiratory	73	102	89	107	120
48–49	Female genital organs	116	109	126	126	123
50	Breast	100	127	100	119	133
53	Skin	10	12	15	16	14
51, 52, 54, 55	Other sites and not specified	253	233	226	254	225
	Totals	1,173	1,194	1,194	1,290	1,350
	Per cent. of all deaths	14.11	14.04	13.46	12.88	13.92
	Rate per 1,000 population	1.45	1.48	1.45	1.43	1.45

SPECIAL CLASSIFICATION OF ACCIDENTAL DEATHS.

All accidental deaths are included within the International List of Causes of Death, Nos. 169–195. However, accidental deaths described by International List Nos. 169–176, 180, and 187 and classified under those titles without regard to the nature of the injury. In order that the nature of the injury in many cases may be tabulated, a supplementary code for nature of injury has been used.

Table XII. shows special Classes of Accidental Deaths in British Columbia, classified according to nature of injury in 1944. Included also are the International List Numbers. It will be noted that these include only the numbers 169–176, 178, 180–183, 185–187, and 193.

TABLE XII.

Int. List No.	Cause of Death.	Male.	Female.	Total.
	Accidental absorption of poisonous gas	18	5	23
178	Accidental absorption of poisonous gas	16	4	20
180	Conflagration	2	1	3
	Accidental burns	20	17	37
170A	Collisions with trains	1	.....	1
172	Water transport accidents	.....	1	1
173	Air transport accidents	6	.....	6
174	Accidents in mines and quarries	1	.....	1
180	Conflagration	5	5	10
181	Accidental burns (conflagration excepted)	7	11	18
	Accidental mechanical suffocation	7	2	9
172	Water transport accidents	1	.....	1
176	Other accidents involving machinery	1	.....	1
182	Accidental mechanical suffocation	5	2	7
	Accidental drowning	82	12	94
169	Railway accidents (excluding motor-vehicles)	2	.....	2
170C	Automobile accidents (excluding trains or street-cars)	7	.....	7
172	Water transport accidents	15	.....	15
175A	Accidents involving agricultural machinery and vehicles	1	.....	1
183	Accidental drowning	57	12	69
	Accidental injury by cutting or piercing instruments	4	1	5
176	Other accidents involving machinery	1	.....	1
185	Accidental injury by cutting or piercing instruments	3	1	4
	Accidental injury by fall	103	72	175
169	Railway accidents (excluding motor-vehicles)	1	.....	1
170A	Collisions with trains	1	.....	1
170C	Automobile accidents (excluding trains or street-cars)	3	.....	3
171B	Other road transport accidents (excluding trains, street-cars, and motor-vehicles)	.....	1	1
174	Accidents in mines and quarries	1	.....	1
175C	Other agricultural accidents	2	.....	2
186A	Accidental injury by fall	95	71	166
	Accidental injury by crushing	229	17	246
169	Railway accidents (excluding motor-vehicles)	14	.....	14
170A	Collisions with trains	3	.....	3
170B	Collisions with street-cars	5	.....	5
170C	Automobile accidents (excluding trains or street-cars)	86	7	93
170D	Motor-cycle accidents (excluding automobiles)	1	.....	1
171A	Street-car accidents (excluding trains and motor-vehicles)	8	8	16
171B	Other road transport accidents (excluding trains, street-cars, and motor-vehicles)	1	.....	1
172	Water transport accidents	1	.....	1
173	Air transport accidents	42	.....	42
174	Accidents in mines and quarries	6	.....	6
175B	Injury by animals, in agriculture	4	.....	4
175D	Accidents involving forestry machinery and vehicles	13	.....	13
175E	Other forestry accidents	31	.....	31
176	Other accidents involving machines	5	.....	5
186B	Accidental injury by crushing	9	2	11
	Accidents due to electric currents	1	1	2
193	Accidents due to electric currents	1	1	2
	Total special classification of accidental deaths (listed above)	464	127	591
169–195	Total accidental deaths	515	139	654

ILLEGITIMATE BIRTHS.

Illegitimate births increased sharply in 1944, when the total rose to 777, as compared to 633 in 1943. Illegitimacy has been increasing since 1924, when the rate was 17 per 1,000 live births. In 1944 the rate was 55.2 per 1,000 live births, and excluding Indians, 43.7.

Table XIII. shows the number of illegitimate births and the rate per 1,000 live births, for the period 1935–44.

TABLE XIII.

Year.	Including Indians.		Excluding Indians.	
	No.	Rate per 1,000 Live Births.	No.	Rate per 1,000 Live Births.
1935	320	32.0	275	29.6
1936	377	35.6	303	31.0
1937	435	38.6	353	33.7
1938	510	40.9	432	37.3
1939	501	40.5	392	34.1
1940	551	39.8	432	33.5
1941	688	45.8	545	38.5
1942	759	45.2	606	38.4
1943	827	44.0	633	35.8
1944	1,048	55.2	777	43.7

STILL-BIRTHS.

The number of still-births in the Province for 1944 decreased from the 1943 figure, and the rate per 1,000 live births fell from 16.9 in 1943 to 15.7. It should be noted that when Indians are excluded, the rate increases.

Table XIV. shows the number of still-births and the rate per 1,000 living births, including and excluding Indians, for the period 1935–44.

TABLE XIV.

Year.	Including Indians.			Excluding Indians.		
	Number of Still-births.	Number of Living Births.	Rate per 1,000 Living Births.	Number of Still-births.	Number of Living Births.	Rate per 1,000 Living Births.
1935	218	10,013	21.8	209	9,265	22.6
1936	222	10,571	21.0	212	9,765	21.7
1937	247	11,279	21.9	237	10,486	22.3
1938	256	12,476	20.5	248	11,596	21.4
1939	239	12,373	19.3	230	11,491	20.0
1940	274	13,830	19.8	260	12,881	20.2
1941	287	15,038	19.1	273	14,142	19.3
1942	304	16,808	18.1	292	15,788	18.5
1943	317	18,802	16.9	302	17,666	17.1
1944	298	18,999	15.7	291	17,797	16.4

Indian still-births counted from actual registrations.

MARRIAGES.

The number of marriages in British Columbia in 1944 again showed a decrease. The rate per 1,000 population was 9.0 in 1944, as compared with 10.4 in 1943.

Table XV. gives the number of marriages solemnized by the conjugal condition of the contracting parties and the rate per 1,000 population during the ten-year period 1935–44.

TABLE XV.

Year.	Conjugal Condition of Contracting Parties.						Total Number of Marriages.	Marriage Rate per 1,000 Population.
	Single.		Widowed.		Divorced.			
	Male.	Female.	Male.	Female.	Male.	Female.		
1935	4,544	4,552	320	286	170	196	5,034	6.8
1936	4,877	4,947	350	291	224	213	5,451	7.3
1937	5,542	5,590	378	328	271	273	6,191	8.2
1938	5,438	5,486	392	344	305	305	6,135	7.9
1939	7,149	7,128	391	360	322	374	7,862	9.9
1940	8,678	8,596	503	528	443	500	9,624	12.0
1941	8,745	8,649	525	583	499	537	9,769	11.9
1942	9,643	9,538	598	613	586	676	10,827	13.1
1943	8,203	8,077	585	668	597	640	9,385	10.4
1944	7,176	7,116	669	657	589	661	8,434	9.0

GRAPH E.—MARRIAGES BY CONJUGAL CONDITION OF THE CONTRACTING PARTIES IN BRITISH COLUMBIA, 1935–44.

Males.

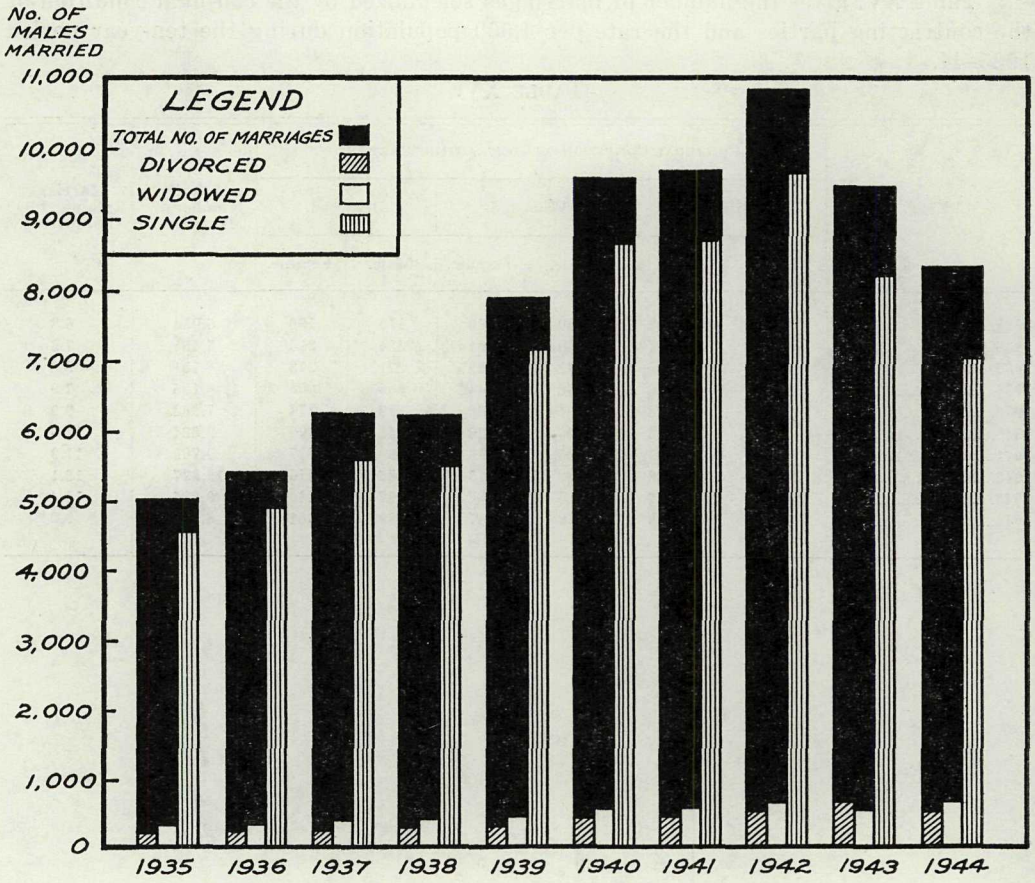

GRAPH F.—MARRIAGES BY CONJUGAL CONDITION OF THE CONTRACTING PARTIES IN BRITISH COLUMBIA, 1935–44.

Females.

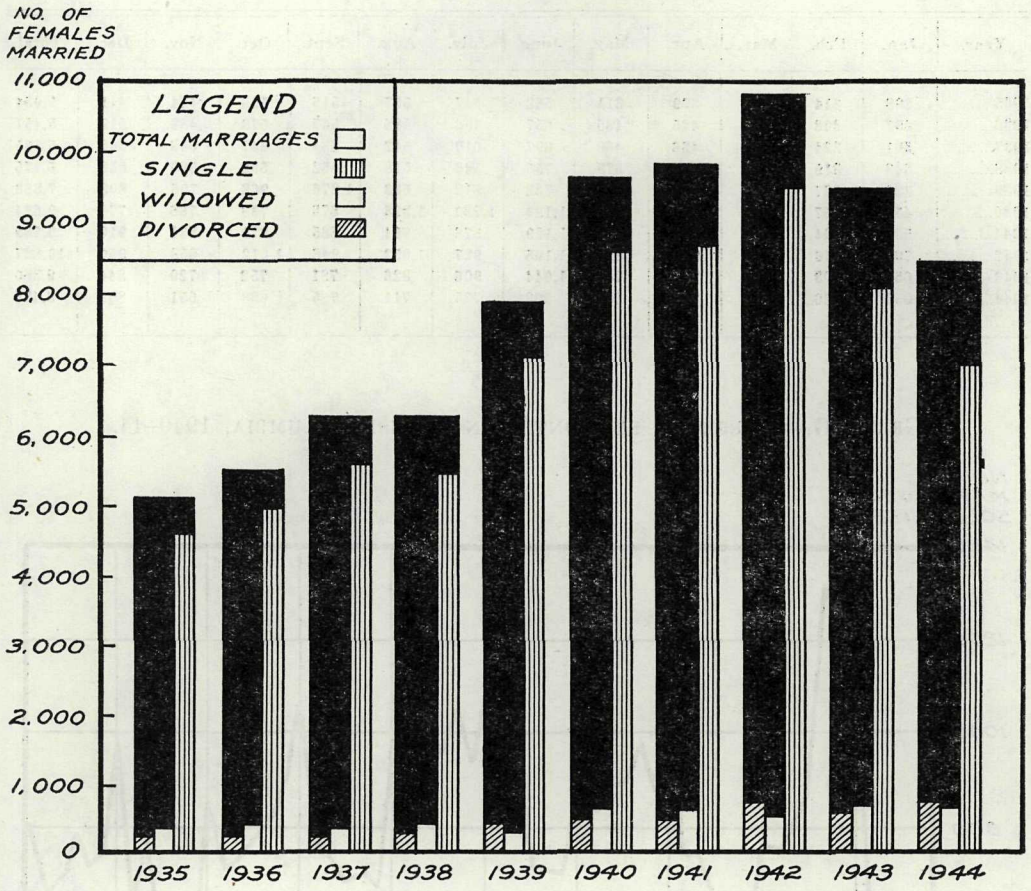

Table XVI. gives the number of marriages solemnized by months in British Columbia during the ten-year period 1935–44.

TABLE XVI.

Year.	Jan.	Feb.	Mar.	Apr.	May.	June.	July.	Aug.	Sept.	Oct.	Nov.	Dec.	Total.
1935	298	314	287	359	311	562	447	507	516	508	484	441	5,034
1936	297	298	261	425	435	657	455	488	567	573	483	512	5,451
1937	301	324	375	426	469	697	610	542	684	647	548	568	6,191
1938	348	319	313	514	379	755	546	518	652	652	580	559	6,135
1939	329	387	321	551	464	732	612	623	1,276	968	796	803	7,862
1940	454	457	578	588	600	1,124	1,283	1,328	878	798	766	770	9,624
1941	505	604	635	760	760	1,129	878	994	885	871	831	917	9,769
1942	702	716	729	930	898	1,105	927	1,052	948	1,012	858	950	10,827
1943	659	703	686	723	741	1,044	906	826	781	752	720	844	9,385
1944	552	526	555	784	642	992	735	711	785	693	651	808	8,434

GRAPH G.—MARRIAGES BY MONTHS IN BRITISH COLUMBIA, 1940–44.

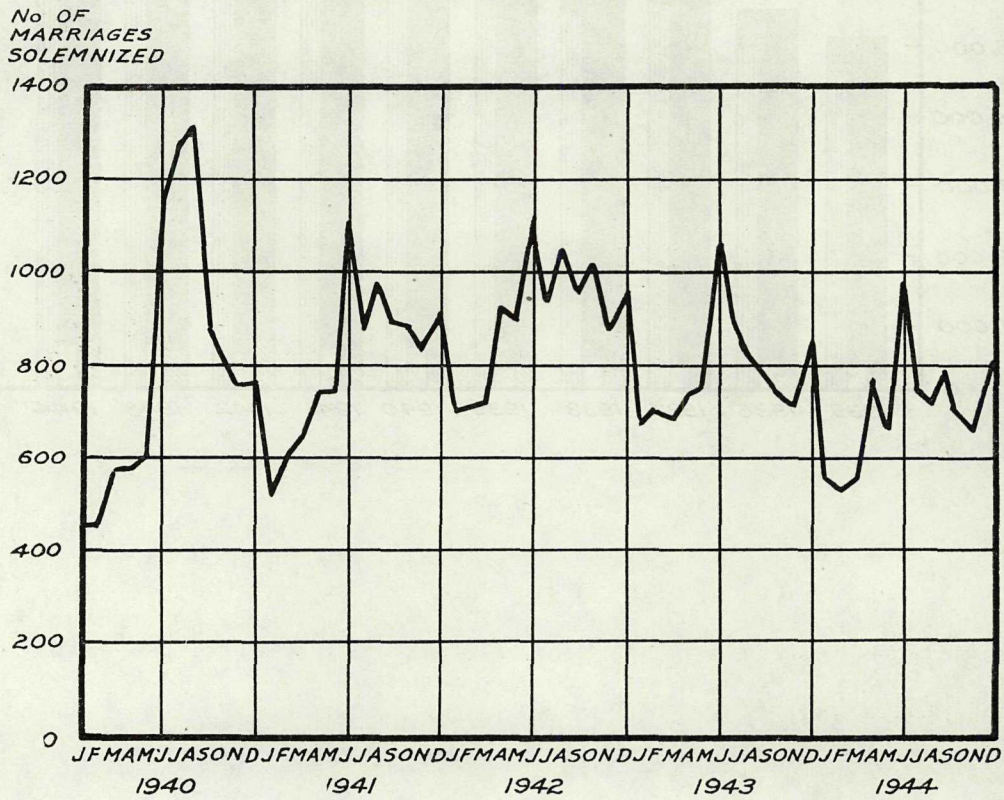

PART II.—ADMINISTRATION AND DIVISIONAL ACTIVITIES.

THE CONTRIBUTION OF THE DIVISION OF VITAL STATISTICS TO CANADA'S WAR EFFORT.

The Division's contribution to the war effort was again a significant part of its duties. Only the most important items of assistance in the war effort are outlined herein.

Documentation for Dependents' Allowance Board.—The Division assisted in the searching and certifying of 19,493 vital records pertaining to members of Canada's armed forces. This was an increase over the previous year, when 18,788 records were searched and certified. The total number of records so documented since the outbreak of war is 80,144.

Military Verification.—The number of verifications for recruiting purposes dropped from 4,786 in the year 1943 to 1,087 in the current year. Proof of age is a general recruiting requirement for the Air Force. Any Army recruits around the age of 17 or 18 must also supply proof of age. The decrease may be largely attributed to reduced recruiting for the Air Force as well as to the elimination of a certain amount of duplication in military documentation to which attention was drawn in the previous year's report.

Fees waived for Military Purposes.—The Division continued to waive the statutory fees for delayed registration of birth, legitimation of birth, alteration of Christian name, and correction of documents, etc., providing such services were for military purposes. A complete report was made on each of these cases to the Dependents' Allowance Board in Ottawa. Sometimes investigations were necessary which required considerable time and effort.

Co-operation with Wartime Federal Agencies.—There was no change in the amount or degree of co-operation given by the Division to the National Registration authorities, Selective Service, Wartime Prices and Trade Board, and the Department of External Affairs, whereby proof or verification is regularly given to these bodies.

Death Registrations of Overseas Casualties.—As pointed out in last year's report, this Division has received, through the co-operation of the Dominion Bureau of Statistics and the Department of National Defence, information on the regular death registration form of personnel of Canada's armed forces who were killed or died overseas during their period of enlistment. These registrations are collected for their statistical importance. No certificates are issued nor is there any documentation for legal purposes done from these records. The time-lag between the date of death and the time the Division receives the registration may be anywhere from six months to at least a year. There have been 1,425 such registrations received up until December 31st, 1944, of which 752 were received during the year under review.

SUMMARY OF REGISTRATION, 1935–44.

TABLE 1.

Year.	Live Births.	Deaths.	Marriages.	Still-births.	Adoptions.	Divorces.*	Total.
1935	10,987	6,927	5,020	232	183	264†	23,618
1936	11,186	7,254	5,465	236	80	463	24,684
1937	13,033	7,981	6,232	254	109	536	28,145
1938	13,812	7,455	6,158	259	134	652	28,470
1939	13,176	7,626	7,897	279	150	608	29,736
1940	15,616	8,386	9,694	280	163	687	34,826
1941	17,025	8,617	9,828	308	191	563	36,532
1942	18,346	8,916	10,905	313	157	847	39,484
1943	20,068	9,918	9,476	338	249	886	40,935
1944	19,962	9,833	8,549	321	303	1,031	40,009

* Act in force May 1st, 1935.
† Includes nullities and judicial separations.

GRAPH H.—SUMMARY OF REGISTRATION OF BIRTHS, DEATHS, AND MARRIAGES IN BRITISH COLUMBIA, 1935–44.

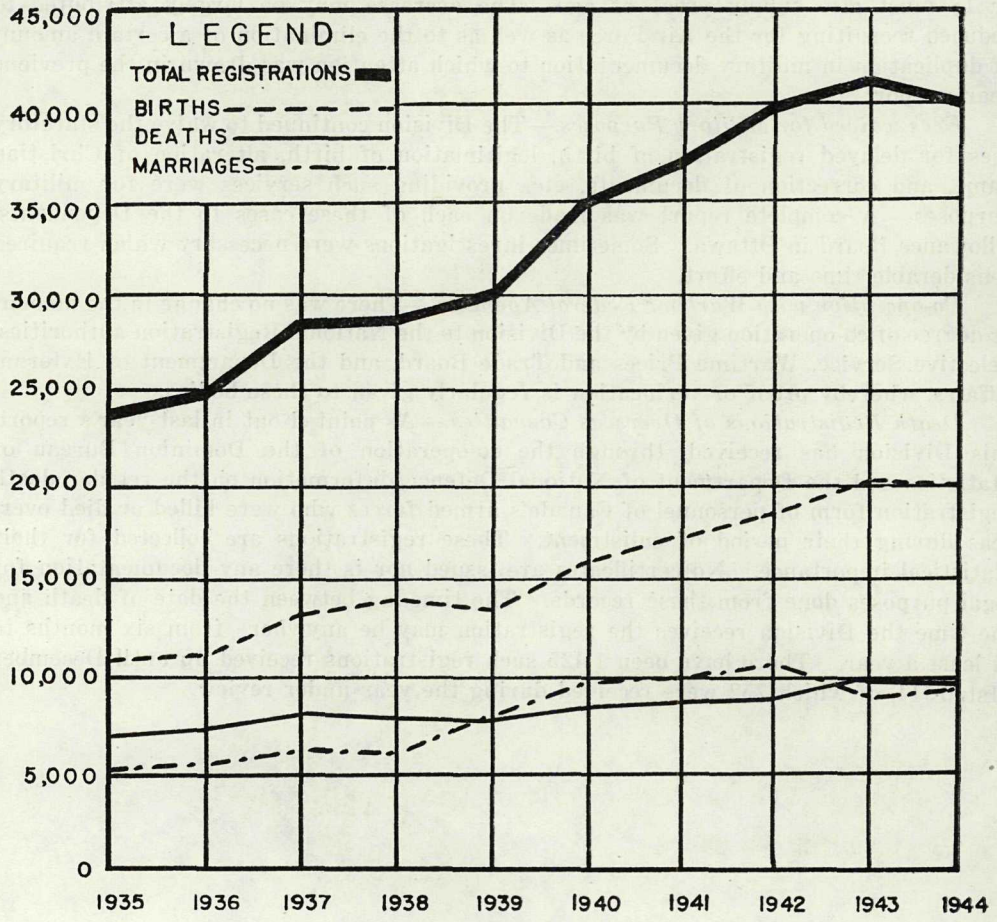

GRAPH I.—ADOPTIONS IN BRITISH COLUMBIA, 1935–44.

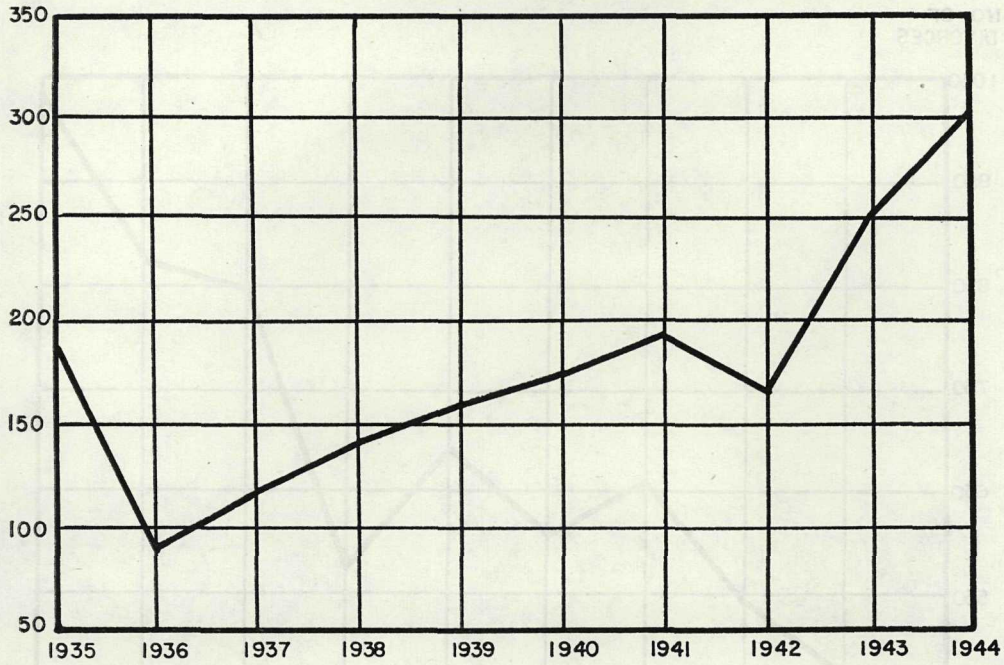

GRAPH J.—DIVORCES IN BRITISH COLUMBIA, 1935–44.

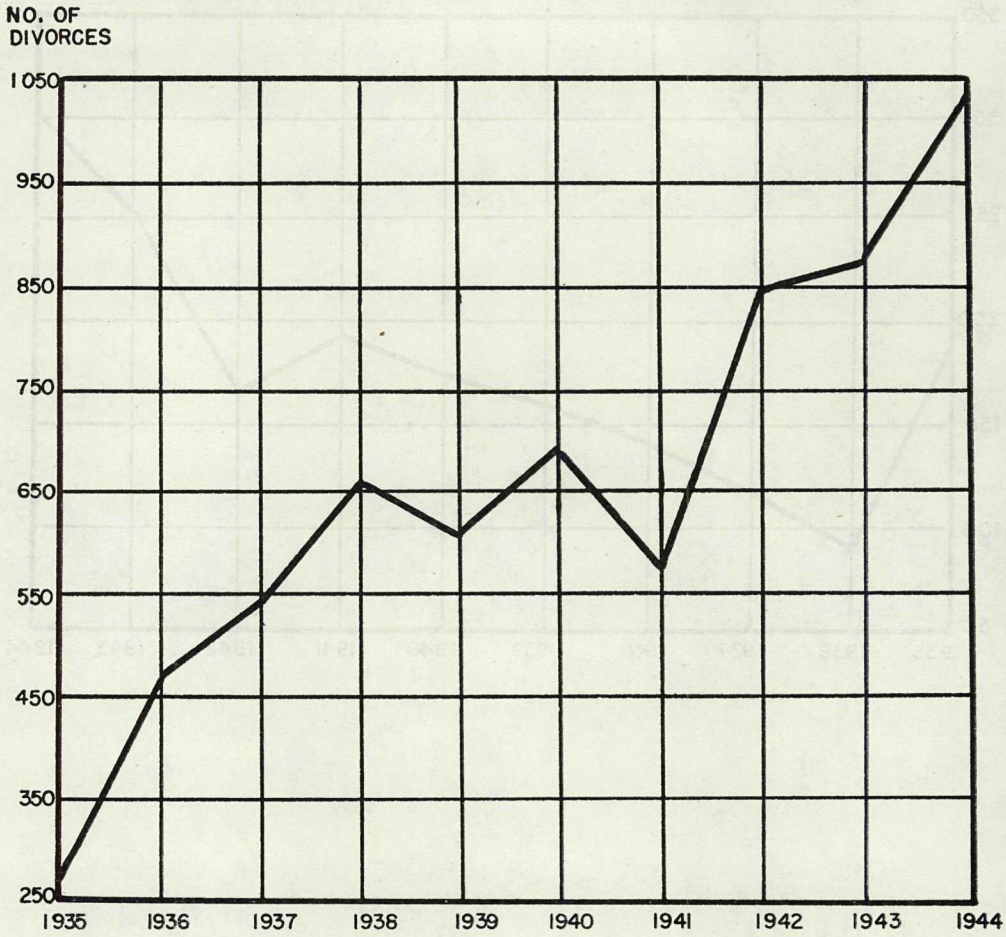

Table 2 shows the total number of registrations, including Indians, filed with the Division of Vital Statistics during the year ended December 31st, 1944, distributed according to statistical areas.

TABLE 2.

Area.	Living Births.	Deaths.	Marriages.	Area.	Living Births.	Deaths.	Marriages.
1A	32	28	16	7B	1	5	2
1B	309	120	67	7C	165	62	27
1C	120	45	45	8A	191	54	69
2A	80	28	14	8B	39	15	7
2B	553	177	113	8C	3	3	.....
2C	590	229	193	8D	103	47	26
3A	686	258	255	8E	103	31	24
3B	377	142	95	8F	85	32	21
3C	121	59	17	8G	28	1	11
4A	2,400	1,350	756	9A	1	3	2
4B	7,988	4,168	4,673	9B	7	1	2
5A	2,741	1,551	1,231	9C	5	7	.....
5B	34	23	8	9D	385	118	186
5C	268	74	70	9E	.....	1	.....
5D	306	122	91	9F	22	11	3
5E	29	20	3	10A	4	5	2
5F	73	38	53	10B	.....	1	1
6A	2	7	4	10C	78	20	20
6B	99	55	31	10D	263	60	92
6C	417	233	118	Indian Reserves	1,121	589	166
6D	3	.....	1	At sea	.....	1	.....
6E	5	2	5	Not stated	.....	.....	1
6F	52	20	7				
7A	73	17	21	Totals	19,962	9,833	8,549

SUMMARY OF REGISTRATION AMONG THE ORIENTAL RACES.

CHINESE.

Total number of Chinese live births registered during the year ended December 31st, 1944, was 159—males 79, females 80. Chinese children born alive during 1944 numbered 138—males 66, females 72. The balance—13 males and 8 females—were born prior to the year 1944. There were 3 still-births—2 males and 1 female. The number of Chinese deaths registered during the year 1944 was 357—males 336, females 21, as against 325 in 1943. Deaths from tuberculosis numbered 42—males 38, females 4; from cancer 38—males 36, females 2. Deaths of children under 1 year of age numbered 5—males 2, females 3.

JAPANESE.

The total number of Japanese live births registered in the year ended December 31st, 1944, was 348—males 186, females 162—as against 344 in 1943. The number born alive during the year 1944 was 327—males 178, females 149. Registration of children born in previous years numbered 15—males 6, females 9. There were 6 still-births—2 males and 4 females. Registrations of deaths numbered 105—males 73, females 32—as against 112 in 1943. Deaths of children under 1 year of age numbered 13—males 7, females 6. Deaths from tuberculosis numbered 10—males 6, females 4; from cancer 25—males 20, females 5.

SUMMARY OF REGISTRATION AMONG INDIANS.

The total number of registrations of live births of Indians for the year ended December 31st, 1944, was 1,121—males 588, females 533—including 6 males and 5 females born outside the Province. Registration of deaths numbered 589—298 males

and 291 females—including 2 dying outside the Province—1 male and 1 female. There were 7 still-births—5 males and 2 females. Deaths of children under 1 year of age numbered 166—males 90 and females 76. Deaths from tuberculosis numbered 169—86 males and 83 females; from cancer 12—males 7, females 5. Marriages registered numbered 166.

DOUKHOBOR REGISTRATION OF BIRTHS.

In accordance with instructions received in May, 1937, the Division has continued the registration of Doukhobor births in co-operation with the Provincial Police. Since then there have been 3,547 registrations filed, after full investigation by the Provincial Police.

Table 3 shows Doukhobor births registered during 1944 and the cumulative total from 1937 to 1944, by actual year of birth and sex of child.

TABLE 3.

Year of Birth.	1944.			Cumulative Total, 1937–44.	Year of Birth.	1944.			Cumulative Total, 1937–44.
	M.	F.	T.			M.	F.	T.	
1907	.....	.....	.....	2	1927	.....	2	2	114
1908	.....	.....	.....	.....	1928	.....	.....	.....	133
1909	.....	.....	.....	8	1929	.....	1	1	145
1910	1	.....	1	24	1930	.....	.....	.....	104
1911	.....	1	1	35	1931	.....	.....	.....	119
1912	.....	.....	.....	46	1932	1	.....	1	142
1913	.....	.....	.....	71	1933	.....	1	1	126
1914	.....	.....	.....	86	1934	.....	.....	.....	125
1915	.....	.....	.....	43	1935	.....	.....	.....	122
1916	1	.....	1	73	1936	.....	.....	.....	119
1917	.....	1	1	74	1937	.....	.....	.....	163
1918	.....	.....	.....	108	1938	2	.....	2	131
1919	.....	.....	.....	110	1939	1	.....	1	136
1920	.....	2	2	94	1940	.....	2	2	144
1921	.....	.....	.....	80	1941	.....	.....	.....	128
1922	.....	.....	.....	66	1942	.....	2	2	129
1923	1	.....	1	74	1943	8	7	15	107
1924	.....	.....	.....	104	1944	36	36	72	72
1925	.....	1	1	76					
1926	1	.....	1	114	Totals	52	56	108	3,547

Table 4 shows Doukhobor births registered during 1944 and the cumulative total from 1937 to 1944, by place of birth.

TABLE 4.

Place of Birth.	1944.			Cumulative Total, 1937–44.
	Home.	Institution.	Total.	
Area No. 2—				
Creston	.....	.....	.....	4
Nelson	.....	35	35	234
New Denver	.....	.....	.....	9
Revelstoke	.....	.....	.....	1
Rossland	3	1	4	25
Slocan City	.....	.....	.....	2
Trail	.....	5	5	56
Unorganized	35	1	36	2,344
Area No. 3—				
Grand Forks	2	1	3	31
Greenwood	1	.....	1	2
Kelowna	.....	.....	.....	2
Spallumcheen	.....	.....	.....	1
Unorganized	23	1	24	828
Area No. 4—				
Vancouver	.....	.....	.....	3
Matsqui	.....	.....	.....	1
Area No. 5A—				
Victoria	.....	.....	.....	1
Area No. 6A—				
Kamloops	.....	.....	.....	1
Area No. 8A—				
Prince George	.....	.....	.....	1
Area No. 8B—				
Smithers	.....	.....	.....	1
Totals	64	44	108	3,547

Table 5 shows Doukhobor births registered during 1944 and the cumulative total from 1937 to 1944, by birthplace of parents.

TABLE 5.

Part A.

Birthplace of Father.	1944.	Cumulative Total, 1937–44.	Birthplace of Father.	1944.	Cumulative Total, 1937–44.
Alberta	1	4	Germany	.....	1
British Columbia	40	395	Greece	.....	1
Manitoba	.....	34	Poland	.....	1
Nova Scotia	.....	1	Russia	12	1,350
Ontario	.....	1	Sicily	.....	1
Quebec	.....	2	United States	.....	1
Saskatchewan	53	1,693	Yugoslavia	1	8
Canada	.....	20	Not stated	1	32
Austria	.....	1			
China	.....	1	Totals	108	3,547

Part B.

Birthplace of Mother.	1944.	Cumulative Total, 1937–44.	Birthplace of Mother.	1944.	Cumulative Total, 1937–44.
Alberta	.....	3	Canada	.....	35
British Columbia	51	617	England	.....	1
Manitoba	2	27	Russia	10	1,168
Nova Scotia	.....	1	Switzerland	.....	1
Ontario	.....	1			
Saskatchewan	45	1,693	Totals	108	3,547

FRAUDULENT REGISTRATION OF BIRTHS.

During 1944 twenty-eight cases of fraudulent or improper registration of births were disposed of under section 13 of the "Vital Statistics Act." In 1943 twenty-one cases were investigated and cleared.

As previously pointed out, many cases of fraudulent registrations arise from the unmarried mother's efforts to hide the stigma of illegitimacy in attempting to protect the child born out of wedlock.

LEGITIMATION OF BIRTHS.

Legitimation of 105 births of children born out of wedlock was effected during 1944 subsequent to the marriage of the natural parents. In each case a substitution was filed showing the child as legitimate from birth, after complete investigation by the Division.

The large increase in the number of births legitimated during the war is mainly due to the efforts of the Dependents' Allowance Board in Ottawa, which carefully checks documents of all members of the armed services before granting payments to the dependents.

STATUTORY NOTATIONS ENTERED.

During 1944, pursuant to the provisions of the "Vital Statistics Act," there were 664 notations entered upon registrations previously filed. This is an increase of forty-two over the previous year. These were for correction of errors and alteration of Christian or given names only.

DELAYED REGISTRATION OF BIRTHS.

The number of delayed registrations of births investigated and subsequently ordered registered during 1944 was 985. There were 973 delayed registrations in 1943. Of the 985 delayed registrations in 1944, 892 were completed upon payment of the registration fee of $2, thus realizing a revenue of $1,784, an increase of $372 over 1943. There were 92 registrations accepted free of charge by virtue of a special Order in Council which covered certificates for children whose parents were certified to be in destitute circumstances or in receipt of public assistance, as well as applications for delayed registrations for military purposes.

SCHOOL TEACHERS' RETURNS UNDER THE "VITAL STATISTICS ACT."

For the school-year 1943–44 reports were received from 1,556 teachers from a total of 890 schools, which includes as many of the private schools in the Province as it has been possible to contact. These covered 13,450 children attending elementary grades of the schools of the Province. Of this number 8,815 were born in British Columbia and 4,635 elsewhere.

A thorough search of the birth records was made for each child, taking first the date of birth as reported by the teacher. If the registration of the birth was not found there the records for the preceding and following months and years were searched before the child was finally listed as unregistered.

The result of this searching is found in the following table:—

TABLE 6.

	Born in British Columbia.	Born outside British Columbia.	Registered.	Unregistered.
City schools	4,595	2,211	4,386	209
Municipal schools	1,914	1,212	1,827	87
Rural schools	2,306	1,214	2,165	141
Private schools	777	491	707	70
Totals	9,592	5,126	9,085	507

Notices were sent to the parents or guardians of the 507 children whose births did not appear to have been registered, and from replies received thereto 82 were found to have occurred elsewhere than in British Columbia, 36 were found to be registered on dates other than those reported in school, and 171 were found to be attending school under different surnames than those by which these births were registered. Twenty-five were found to be registered among Indians or under different Christian names. Of the 61 not registered, 33 delayed registrations have been accepted. Sixty were not heard from and 72 were not registered for other reasons. To summarize, out of 9,592 born in British Columbia and reported, 9,085 or 94.7 per cent. were registered. The Division is checking the balance of the unregistered births by means of follow-up letters, which should increase the number of delayed registrations effected.

REGISTRATION OF MINISTERS AND CLERGYMEN.

The registration of ministers and clergymen has been continued during 1944, as required by the " Marriage Act " of 1930. The year saw 267 applications for registration granted by the Registrar, while 233 were cancelled. This is the largest number of authorizations and cancellations handled in any year, with the exception of 1930, when registration of ministers and clergymen was first required. The balance on the register at December 31st, 1944, was 1,429—an increase of 31 over 1943.

TABLE 7.

	Permanent.	Temporary.	Total.
Total authorized during 1944	146	121	267
Total authorized from September 1st, 1930, to December 31st, 1944	2,578	503	3,081
Total cancelled during 1944	113	120	233
Total cancelled from September 1st, 1930, to December 31st, 1944	1,203	450	1,653
Number on Register, December 31st, 1944	1,375	53	1,428

Table 8 shows the registration of ministers and clergymen according to religious denomination, 1943 and 1944.

TABLE 8.

Denomination.	1943.	1944.	Increase or Decrease.
Apostolic Church of the Pentecost	10	9	— 1
Baptist Churches	84	84	.....
Buddhist Churches of North America	7	6	— 1
Catholic Apostolic Church	2	2	.....
Chaplaincy Service	.....	1	+ 1
Christadelphians	3	3	.....
Christian Missionary Alliance	9	9	.....
Christian Reformed Church	3	2	— 1
Church of Christ	1	2	+ 1
Church of England in Canada	235	245	+10
Church of God	5	5	.....
Church of Jesus Christ of Latter-day Saints	19	19	.....
Church of the Nazarene	15	10	— 5
Church of the New Jerusalem	1	1	.....
Covenant Kingdom Ministry	2	2	.....
Dr. Clem Davies' Ministry	2	2	.....
Doukhobor Sect	2	2	.....
Evangelical Free Church of North America	6	5	— 1
Evangelical Mission Covenant Church of America	2	2	.....
Evangelical Church, North-west Canada Conference	1	2	+ 1
First Christian Church, Vancouver (Shelton Memorial)	1	1	.....
Free Church of England	5	6	+ 1
Free Church of Scotland	1	2	+ 1
Free Methodist Church of North America	15	12	— 3
Full Gospel Missions	7	7	.....
Greek Orthodox Church	2	2	.....
Holiness Movement	5	5	.....
International Foursquare Gospel Lighthouse	12	10	— 2
Jewish	5	6	+ 1
Liberal Catholic Church	7	6	— 1
Lutheran Churches	44	46	+ 2
Mennonite Churches	38	46	+ 8
Methodist Episcopal Church (African)	1	1	.....
Moravian Church	4	4	.....
New Presbyterian Church	2	2	.....
Open Door Evangelistic Church	1	1	.....
Pentecostal Assemblies of Canada	52	55	+ 3
Pentecostal Holiness Church	10	9	— 1
Plymouth Brethren	11	11	.....
Presbyterian Churches	56	59	+ 3
Roman Catholic Church	272	279	+ 7
Russian Orthodox Greek Catholic Church	2	2	.....
Salvation Army	40	40	.....
Seventh-day Adventists	15	15	.....
Shantymen's Christian Association	2	2	.....
Society of Friends	2	2	.....
Spiritualists (National and British Columbia Associations)	15	18	+ 3
Standard Church of America, Inc.	4	4	.....
Ukrainian (or Ruthenian) Greek Catholic Church	4	4	.....
Ukrainian Greek Orthodox Church of Canada	1	1	.....
Ukrainian Orthodox Church of America	2	2	.....
Unitarian Churches	.....	1	+ 1
United Church of Canada	303	295	— 8
Unity Metaphysical Centre	1	1	.....
Victoria Truth Centre	1	1	.....
Zion Tabernacle	3	4	+ 1
Totals	1,406*	1,428†	+22

* Includes 51 temporaries (5 Church of England, 3 Baptists, 16 United Church, 7 Presbyterians, 9 Roman Catholic, 3 Lutheran, 1 Jewish, 1 Ukrainian Greek Orthodox, 1 International Foursquare Gospel Lighthouse, 1 Pentecostal Assemblies of Canada, 1 Salvation Army, 1 Evangelical Church (North-west Canada Conference), 2 Chaplaincy Service).

† Includes 53 temporaries (8 Church of England, 5 Baptist, 12 United Church, 6 Presbyterians, 11 Roman Catholic, 3 Lutheran, 1 Jewish, 1 Ukrainian Greek Orthodox, 1 Pentecostal Assemblies of Canada, 1 Salvation Army, 4 Chaplaincy Service).

REGISTRATION DISTRICTS.

In March, 1944, the registration districts of Ladner and New Westminster were consolidated. For some years all the work of the Ladner registration district has been done by the District Registrar at New Westminster and it was felt that in order to eliminate unnecessary indexing for both registration districts that the consolidation would be warranted.

At the close of the year the Division of Vital Statistics had eighty-five district offices and fourteen sub-offices. There are 120 Marriage Commissioners and thirty-five Issuers of Marriage Licences appointed under the "Marriage Act." Some twenty-nine district offices were inspected during the year and four out of the nineteen Indian Agencies of the Province were also inspected. Some of these district offices had never been visited before and others very infrequently. The inspections proved to be most worth while from the standpoint both of checking on the records kept in the district offices and instructing the District Registrars and their Deputies on points in connection with their work. The Division is keenly appreciative of the co-operative attitude shown by the District Registrars and their Deputies.

PRESERVATION OF RECORDS.

Microfilm.—The necessity to preserve the records of the Division and the solution to this problem through the process of microfilming has been outlined in detail in the report for the year 1942. Last year's report mentioned that the necessary equipment had been received toward the end of the year and that the work had been commenced forthwith. At the end of this year all the records of births registered from 1872 to 1943 have been photographed upon "microfile" film. It is expected that by the end of the forthcoming year all the records of deaths and marriages from 1872 to date will be photographed. When this work is completed the members of the staff now typing certificates from the original records at the vault will return to the general office and certificates will be typed from the film itself. This will mean that the public will benefit, as a certificate can be obtained immediately instead of after a delay of two or three hours. It is planned to eventually issue positive prints from the original negative film and thus do away with the typing of practically all certificates now issued from the central office.

TRANSFER OF ORIGINAL RECORDS.

For the period 1899 to 1913 all original registrations were left in the district offices and only copies were forwarded to the Division. For some years the process of transferring the original records to the central office and returning the copies to the district offices has been going on. A considerable effort was made during the year under review to complete this work, with the result that practically all the deaths and marriages outstanding were transferred by the end of the year. This work was necessary in order to permit the microfilming of the original documents. It also means that each original document is kept in a place of undeniable safety. Only a small number of records remain to be transferred. This work has resulted in the discovery of certain missing registrations which, although on file in the district offices, had never been received by the central office.

ADMINISTRATION OF THE "MARRIAGE ACT."

Last year's report set forth in considerable detail some of the highlights in connection with the administration of this Act. It is only necessary this year to mention the problem confronting the Division in the administration of this Act in connection with the qualifications of a religious denomination making application for the first

time for authority for its ministers or clergymen to perform marriages within the Province. The governing authority of the denomination must submit evidence in conformity with section 4 of the "Marriage Act." Decision must be made by the Registrar (Director of Vital Statistics) as to whether the religious body is sufficiently well established both as to continuity of existence and as to recognized rites and usages respecting solemnization of marriage to warrant, in his opinion, the registration of its ministers and clergymen as authorized to solemnize marriage. A new letter of instructions was drafted during the year wherein the requirements of the Division are more completely set forth. In addition, before any new denomination can be registered a petition must be signed by at least fifty heads of households who are members of the religious denomination seeking registration.

During the year seven denominations applied for registration under the "Marriage Act." Two, Beth Hamidrosh, a Jewish congregation, and the Old Colony Mennonite Church, were recognized. None was refused. At the end of the year there were seven applications pending, two carried over from the year previous. It is not the policy of the Division to recognize any denomination of a "mushroom growth" type of organization as this does not appear to be the intent of the "Marriage Act."

LEGISLATION.

The "Marriage Act."—This Act was amended to permit the marriage of a married person whose husband or wife had been missing for more than seven years and whose death had been presumed by a Judge of the Supreme Court. The amendment has no other legal effect than to permit the solemnization of a form of marriage, it does not in any way interfere with the validity of a prior marriage if the person presumed to be dead should reappear. The Court order of presumption of death must be filed with the Division of Vital Statistics.

The "Vital Statistics Act."—No amendments were made in 1944; however, the Act should be amended in the next year for the following reasons:—

At the present time there is no specific authority in the Act whereby the Provincial Secretary may enter into an agreement with the Dominion Government regarding verification for such purposes as Family Allowances, Contributory Old-age Pension, Health Insurance, and for other miscellaneous matters where proof of birth is required by various Dominion authorities. Authorization of such authority on the part of the Provincial Secretary would make for flexibility in the Division's relations with the Federal Government Departments.

If a well-balanced public health programme is to be carried on within a health unit or a public health nursing district it is necessary to have information regarding the birth of infants and also to know the causes of death of the people under their care. At the present time the "Vital Statistics Act" does not make any provision for such data to be made available to public health personnel. It is proposed to ask for legislation permitting the Provincial Health Officer to authorize the Director of Vital Statistics to give information to health unit directors and to public health nurses where necessary for the carrying-out of a proper public health programme.

With the advent of Family Allowances in July, 1945, and the possible beginning of other social measures in the near future requiring proof of birth, and also on account of the necessity for more prompt statistical reports, provision should be made whereby the returns of births, deaths, and marriages, etc., which are now received monthly by the Division may, by regulation, be made on a semi-monthly or weekly basis by the District Registrar to the central office.

The "Vital Statistics Act" would appear to give more discriminatory powers to a District Registrar in accepting a registration of a current birth than is given to the Registrar in accepting evidence of a delayed registration of birth. It is proposed to give the Registrar the equivalent powers of a District Registrar in this matter.

At the present time it is mandatory for each school teacher in the Province to make a return of the birth of all children entering school for the first time. In the advent of what should prove to be 100-per-cent. registration under Family Allowances it would appear that such a provision should no longer be effective and it is proposed that the provisions of the Act regarding this matter may be discontinued subject to regulation by the Lieutenant-Governor in Council.

At the present time District Registrars, in order not to cause any inconvenience to both the public and undertakers, have issued burial permits occurring outside their registration district. This is contrary to the provisions of the Act. However, it is desirable that permission for this unauthorized practice should be given by Statute.

While the number of divorces has been increasing very greatly in British Columbia the number has also been increasing in most of the other Provinces of the Dominion. At the present time no adequate divorce statistics are being collected on a national basis and it is proposed that legislation be initiated by means of an amendment to the "Vital Statistics Act" whereby the Registrars of the Supreme Courts would transmit a statistical return of each divorce to the Division who, in turn, would send a copy to the Dominion Bureau of Statistics for purposes of national tabulation.

The "Change of Name Act."—No amendments were made during the year. However, two points in connection with the Act are under review and may warrant an amendment at some future date. The first is the fact that a divorced woman is unable to resume her surname prior to her marriage. Before the Act came into force on December 6th, 1940, it was a fairly common practice of the Judges when pronouncing a decree of divorce to state that the divorcée would take back her maiden surname or whatever surname she was known under before her marriage.

The second point deals with the inability of a widowed or divorced woman to change the surname of her children, even although she is their sole legal guardian. Very often it happens that a widowed or divorced woman remarries and she endeavours to have the children's surname changed to her newly married surname. The only way this can be done is to have the children adopted by her husband and herself.

There is no provision in the Act whereby the mother of an illegitimate child may change that child's surname in the event of her changing her own surname. It is questionable whether such a change should be permitted. Much careful consideration will have to be given by the Division before it would advocate this type of change.

FOURTH DOMINION-PROVINCIAL CONFERENCE ON VITAL STATISTICS.

Following a recommendation made at the conference of the preceding year the Fourth Dominion-Provincial Conference on Vital Statistics was called in Ottawa on September 26th. The following were the most important topics dealt with at the Conference:—

Delayed Registration Standards.—This subject was one of the most contentious at the previous year's conference. A committee was formed of representatives from Alberta, Manitoba, Nova Scotia, and British Columbia to work on the problems. The result was the adoption by all Provinces of "Standard Minimum Evidence Acceptable for Delayed Registration of Birth" set forth below:—

STANDARD MINIMUM EVIDENCE ACCEPTABLE FOR DELAYED REGISTRATION OF BIRTH.

(As adopted by all Canadian Provinces.)

Class "A" Evidence.

(One item sufficient if document discloses parentage, date, and place of birth.)

A copy of the hospital record of the birth, certified by a competent official of the hospital.

A copy of the record of the physician who was in attendance at the birth, certified by himself, or in the event of his absence or death a copy certified by the person who has the custody of his records.

A baptismal, cradle roll, or other church record copied from the original entry, if such record was made before 4 years of age.

Production of a newspaper giving the date of publication, or a certified extract from same, containing the announcement of the birth, if such announcement establishes the date, place, and parentage.

Insurance policy if taken out before 4 years of age.

A certified copy of the record of the nurse or midwife who was in attendance at the birth.

Class "B" Evidence.

(More than one item necessary.)

Class " B " evidence consists of documents which are made after the fourth birthday, or, if made before the fourth birthday, do not contain conclusive evidence as to the date, parentage, or place of birth. Affidavits from memory alone are not acceptable unless supported by at least one item of Class " B " value. Examples of Class " B " evidence are:—

Dated letter or telegrams received shortly after birth.

Birthday or baby books.

Record of entering school for the first time, if record shows date of birth.

Vaccination or other health record if made when an infant, and which discloses dates of birth and vaccination.

Census, immigration, or consular records.

Records from Child Welfare Departments if made within 4 years of birth.

Affidavits from two disinterested persons who saw the child shortly after birth, provided that one of them gave birth to a child of her own within a few months (either before or after) of the date of birth of the applicant's child, thereby establishing a reason why this date and place of birth is fixed in her memory. It is essential, of course, that a registration of her child's birth be found in the departmental records before such affidavit is accepted. Any other recorded event such as a marriage or death would have equal value.

Divorce Statistics.—The conference of the previous year agreed in principle upon the desirability of developing a system of national divorce statistics and requested the Dominion Bureau of Statistics to canvass the field with the Provincial and Federal authorities concerned and prepare a draft form for consideration at the next conference. This was done at this year's conference and after some discussion it was decided that the matter should be given further detailed study in consultation with local representatives. In view of the increasing number of divorces in this Province it was felt that this Division should have the necessary legislative authority to collect the required information from the Registrars of the Supreme Courts and transmit it to Ottawa on a nationally approved form.

General Remarks.—The conference discussed reports submitted by the Vital Statistics Section of the Canadian Public Health Association. The proposed Canadian Still-birth Code, the revision of the Handbook on Death Registration and Certification, Current Vital Statistics Data, and the Form and Content of the Annual Vital Statistics Report were among the subjects dealt with. These items were carried over for further discussion and report.

The conference itself was considerably shorter than the third conference because of two factors. The first was an all-day joint session with representatives of the Province of Ontario to discuss a proposed revision in draft form of the Ontario " Vital Statistics Act." The discussions were mutually beneficial to all Provinces. The second factor was the joint session between the Deputy Ministers of Health, the Directors of Vital Statistics, and officials of both the Dominion Bureau of Statistics and the Federal Treasury. The session dealt with the services now given by the respective divisions of vital statistics to the various Federal Government agencies, with particular reference to the application of vital statistics to Family Allowances—proof of birth being required for every child.

Several alternative plans were discussed. At the same time it was known that Contributory Old-age Pensions and Health Insurance are potential sources of demand for further verification procedures. The third plan was adopted in principle by all Provinces. Briefly, Plan III. called for the creation of a National Register of Vital Statistics Records by means of microfilming the vital statistics records of each Province monthly and sending a photographic copy of each registration to the Dominion Bureau of Statistics in place of the regular transcript. These photographic copies would be the source from which the Federal Government would obtain its verifications. The basic equipment would be supplied by the Dominion. In addition, a Vital Statistics Council, made up of one representative from each Province and one respectively from the Yukon and Northwest Territories and the Chief of Vital Statistics of the Dominion Bureau of Statistics, is to be established forthwith. This Council will discuss and advise on problems arising out of the administration of the vital records system and relative statistics. A proposed agreement has been drafted by the Dominion Bureau of Statistics and approved by the Federal Minister of Trade and Commerce and National Health and Welfare. The Division is of the opinion that the Province should retain the final word as to what verifications should be done by the Dominion Bureau of Statistics for the various Federal departments from the records of the Province. The proposed agreement, in effect, would hand over to the Federal authority for whatever purpose it deemed necessary the records of the Province without further control. An alternative proposal has been made by the Division that specific approval should be given for each type of verification granted to the Federal Government. At the close of the year the subject was still a matter of negotiation.

GENERAL OFFICE ROUTINE.

There was an increase in correspondence, both coming into the Division and going out; the former being 35,397 letters as against 32,385 for 1943 and the latter 39,743 as against 36,226 for the previous year. Ordinary revenue-producing searches costing 50 cents made during the year 1944 numbered 20,431 and Province-wide searches for which $2 is charged numbered 892. The revenue collected in the central office of the Division at Victoria during the calendar year 1944 under the "Vital Statistics Act" amounted to $28,131.35 as compared with $21,698.74 in 1943, while revenue collected under the "Marriage Act" amounted to $4,180 as compared with $5,350 in 1943; a total revenue of $32,311.35 as against $27,048.74 in the previous year.

The total revenue collected for the whole Province for the fiscal year April 1st, 1944, to March 31st, 1945, was $76,070.67. Of this $37,691.67 was collected under the "Vital Statistics Act" and $38,379 under the "Marriage Act." The previous fiscal year produced a total revenue of $70,046.85 ("Vital Statistics Act," $29,649.25; "Marriage Act," $45,741.50).

The Division assisted the Dependents' Allowance Board in making 19,493 free searches for the men in the armed forces to check the statements on their applications for allowances. In 1943, 18,788 such searches were made.

This Division continued to co-operate with the Dominion Bureau of Statistics in the matter of forwarding copies of all registrations of births, deaths, and marriages for the compilation of national vital statistics.

The Division of Vital Statistics continued to edit, compile, and publish the Monthly Bulletin of the Provincial Board of Health.

PART III.—DETAILED TABLES OF BIRTHS, DEATHS, MARRIAGES, ADOPTIONS, AND DIVORCES IN BRITISH COLUMBIA, 1944.

(Classified by Place of Residence.)

TABLE 1.—GENERAL SUMMARY OF BIRTHS, DEATHS, AND MARRIAGES IN THE PROVINCE OF BRITISH COLUMBIA, BY CENSUS DIVISIONS, CITIES, AND VILLAGES OF 1,000 POPULATION AND OVER, BY PLACE OF RESIDENCE, 1944.

PROVINCE, DIVISIONS, CITIES, AND VILLAGES.	BIRTHS (Exclusive of Still-births).			DEATHS.									STILL-BIRTHS.	MARRIAGES.
				All Ages.			Under 1 Year.		1–4 Years.		5 Years and over.			
	Total.	M.	F.	Total.	M.	F.	M.	F.	M.	F.	M.	F.		
Total for the Province	18,999	9,725	9,274	9,697	6,003	3,694	445	322	108	86	5,450	3,286	298	8,434
Division No. 1a	61	33	28	41	24	17	.....	2	.....	.....	24	15	.....	18
Division No. 1b	288	141	147	113	69	44	2	6	.....	2	67	36	5	67
Division No. 1c	110	54	56	52	34	18	2	1	1	1	31	16	3	44
Division No. 2a	74	40	34	34	22	12	3	2	.....	1	19	9	.....	15
Division No. 2b	535	274	261	185	107	78	7	5	1	5	99	68	9	109
Division No. 2c	511	280	231	249	169	80	11	5	4	1	154	74	7	179
Division No. 3a	692	335	357	291	181	110	18	13	4	6	159	91	5	256
Division No. 3b	346	175	171	155	97	58	8	5	3	1	86	52	9	96
Division No. 3c	121	73	48	73	45	28	3	2	3	1	39	25	2	16
Division No. 4a	2,342	1,219	1,123	1,166	718	448	48	47	13	7	657	394	39	766
Division No. 4b	7,616	3,859	3,757	4,253	2,620	1,633	155	86	21	23	2,444	1,524	132	4,718
Division No. 5a	2,617	1,360	1,257	1,640	969	671	53	41	12	7	904	623	41	1,174
Division No. 5b	57	29	28	32	20	12	2	2	.....	.....	18	10	2	7
Division No. 5c	330	180	150	100	60	40	7	5	.....	2	53	33	4	75
Division No. 5d	298	148	150	121	76	45	7	5	2	3	67	37	4	93
Division No. 5e	81	42	39	35	21	14	4	3	1	1	16	10	.....	13
Division No. 5f	150	81	69	39	30	9	6	1	2	.....	22	8	.....	25
Division No. 6a	46	23	23	23	17	6	1	1	1	.....	15	5	.....	7
Division No. 6b	151	82	69	90	56	34	11	6	1	1	44	27	2	31
Division No. 6c	353	187	166	189	132	57	14	8	3	4	115	45	4	123
Division No. 6d	14	6	8	3	1	2	.....	.....	.....	.....	1	2	.....	1
Division No. 6e	51	24	27	17	9	8	1	5	.....	.....	8	3	1	9
Division No. 6f	80	47	33	27	20	7	2	2	.....	.....	18	5	2	8
Division No. 7a	128	61	67	37	28	9	2	1	2	.....	24	8	3	30
Division No. 7b	55	27	28	13	8	5	1	1	1	.....	6	4	.....	4
Division No. 7c	173	74	99	69	47	22	5	3	1	1	41	18	5	28
Division No. 8a	174	88	86	57	43	14	4	3	.....	.....	39	11	3	73
Division No. 8b	77	44	33	25	19	6	1	2	2	.....	16	4	1	8
Division No. 8c	46	24	22	15	8	7	4	.....	.....	1	4	6	.....	8
Division No. 8d	98	42	56	51	33	18	4	6	1	.....	28	12	2	27
Division No. 8e	165	85	80	76	48	28	8	11	1	2	39	15	.....	37
Division No. 8f	104	50	54	56	34	22	9	3	3	4	22	15	1	29
Division No. 8g	60	30	30	27	12	15	3	8	5	.....	4	7	1	8
Division No. 9a	8	2	6	12	10	2	.....	1	2	.....	8	1	.....	3
Division No. 9b	36	22	14	11	7	4	1	3	.....	.....	6	1	1	7
Division No. 9c	51	29	22	23	17	6	2	2	2	.....	13	4	.....	6
Division No. 9d	447	236	211	139	99	40	16	11	7	2	76	27	4	200
Division No. 9e	39	17	22	40	17	23	3	7	5	5	9	11	1	2
Division No. 9f	58	27	31	14	11	3	2	.....	1	1	8	2	.....	3
Division No. 10a	9	3	6	4	2	2	1	.....	.....	.....	1	2	.....	4
Division No. 10b	4	2	2	11	4	7	2	1	.....	.....	2	6	.....	1
Division No. 10c	85	50	35	27	15	12	3	1	.....	1	12	10	1	19
Division No. 10d	258	120	138	62	44	18	9	5	3	3	32	10	4	87
Cities—														
Alberni	79	51	28	24	13	11	2	.....	.....	1	11	10	.....	17
Chilliwack	105	52	53	55	36	19	1	1	.....	.....	35	18	5	98
Courtenay	66	33	33	20	11	9	.....	1	.....	1	11	7	.....	43
Cranbrook	94	45	49	49	26	23	.....	3	.....	1	26	19	.....	36
Duncan	93	45	48	40	27	13	3	1	.....	.....	24	12	2	35
Fernie	49	23	26	19	11	8	.....	.....	.....	.....	11	8	.....	22
Grand Forks	26	17	9	24	13	11	1	1	.....	.....	12	10	1	7
Kamloops	153	81	72	105	83	22	5	.....	.....	1	78	21	1	101
Kelowna	132	60	72	66	41	25	5	3	1	.....	35	22	.....	76
Ladysmith	62	31	31	27	18	9	2	.....	.....	.....	16	9	1	15
Nanaimo	218	113	105	138	85	53	9	2	.....	1	76	50	7	126
Nelson	153	87	66	83	55	28	5	1	.....	.....	50	27	2	88
New Westminster	504	279	225	254	147	107	7	10	3	.....	137	97	8	327
North Vancouver	388	212	176	149	85	64	7	7	.....	.....	78	57	4	142
Port Alberni	131	73	58	30	16	14	4	4	.....	1	12	9	3	40

TABLE 1.—GENERAL SUMMARY OF BIRTHS, DEATHS, AND MARRIAGES IN THE PROVINCE OF BRITISH COLUMBIA, BY CENSUS DIVISIONS, CITIES, AND VILLAGES OF 1,000 POPULATION AND OVER, BY PLACE OF RESIDENCE, 1944—*Continued.*

PROVINCE, DIVISIONS, CITIES, AND VILLAGES.	BIRTHS (Exclusive of Still-births).			DEATHS.									STILL-BIRTHS.	MARRIAGES.
				All Ages.			Under 1 Year.		1–4 Years.		5 Years and over.			
	Total.	M.	F.	Total.	M.	F.	M.	F.	M.	F.	M.	F.		
Cities—*Continued.*														
Port Coquitlam	15	10	5	24	18	6	1	.....	.....	.....	17	6	1	8
Port Moody	22	8	14	13	6	7	1	1	1	.....	4	6	.....	4
Prince George	118	58	60	35	24	11	3	2	.....	.....	21	9	1	68
Prince Rupert	300	161	139	78	55	23	6	7	2	.....	47	16	4	179
Revelstoke	57	30	27	18	11	7	2	2	.....	.....	9	5	3	14
Rossland	85	48	37	26	19	7	2	.....	.....	.....	17	7	.....	14
Trail	264	132	132	79	42	37	2	4	1	3	39	30	4	80
Vancouver	5,827	2,924	2,903	3,434	2,136	1,298	112	56	18	15	2,006	1,227	97	4,225
Vernon	149	66	83	51	34	17	1	3	1	.....	32	14	.....	113
Victoria	1,383	739	644	782	440	342	22	14	5	1	413	327	15	661
Villages—														
Creston	30	21	9	20	11	9	1	.....	.....	.....	10	9	.....	23
Mission	62	32	30	36	20	16	2	1	.....	.....	18	15	.....	4

TABLE 2.—BIRTHS (EXCLUSIVE OF STILL-BIRTHS) BY MONTHS, CLASSIFIED AS RURAL AND URBAN IN EACH CENSUS DIVISION, BRITISH COLUMBIA, 1944.

Detailed information under this heading may be secured on request, if reason sufficiently URGENT.

TABLE 3.—TOTAL LIVE BIRTHS AND LIVE BIRTHS IN INSTITUTIONS, SHOWING THE NUMBER OF MOTHERS NON-RESIDENT IN BRITISH COLUMBIA, BY PLACE OF RESIDENCE AND PLACE OF OCCURRENCE, 1944.

ALL LIVE BIRTHS.

PROVINCE.	Place of Occurrence.	Mothers' Residence elsewhere.		Births to Resident Mothers occurring elsewhere.		Place of Residence.
		In Canada.	In United States.	In Canada.	In United States.	
British Columbia	19,002	182	33	195	17	18,999
BIRTHS IN INSTITUTIONS.						
British Columbia	17,697	175	33	189	8	17,686

TABLE 4.—BIRTHS (EXCLUSIVE OF STILL-BIRTHS) TO RESIDENT AND NON-RESIDENT MOTHERS, AND BIRTHS IN INSTITUTIONS IN CITIES OF 5,000 POPULATION AND OVER, BRITISH COLUMBIA, BY PLACE OF RESIDENCE AND PLACE OF OCCURRENCE, 1944.

ALL LIVE BIRTHS.

CITIES.	Place of Occurrence.	Mothers' Residence elsewhere.		Births to Resident Mothers occurring elsewhere.		Place of Residence.
		In Canada.	In United States.	In Canada.	In United States.	
Kamloops	315	168	1	7	....	153
Kelowna	268	145	....	9	....	132
Nanaimo	328	124	....	13	1	218
Nelson	281	135	....	6	1	153
New Westminster	1,372	933	3	68	....	504
North Vancouver	496	198	....	90	....	388
Prince Rupert	353	73	1	21	....	300
Trail	354	95	....	5	....	264
Vancouver	7,287	1,595	12	142	5	5,827
Vernon	278	135	....	6	....	149
Victoria	1,891	584	5	80	1	1,383
BIRTHS IN INSTITUTIONS.						
Kamloops	313	167	1	7	....	152
Kelowna	266	145	....	9	....	130
Nanaimo	326	124	....	13	....	215
Nelson	279	134	....	5	1	151
New Westminster	1,368	933	3	67	....	499
North Vancouver	493	198	....	88	....	383
Prince Rupert	345	71	1	20	....	293
Trail	351	95	....	5	....	261
Vancouver	7,228	1,587	12	136	2	5,767
Vernon	276	133	....	6	....	149
Victoria	1,886	582	5	77	1	1,377

TABLE 5.—BIRTHS (EXCLUSIVE OF STILL-BIRTHS) CLASSIFIED AS LEGITIMATE OR ILLEGITIMATE FOR THE PROVINCE AND CITIES OF 5,000 POPULATION AND OVER, BRITISH COLUMBIA, BY PLACE OF RESIDENCE, 1944.

PROVINCE AND CITIES.	TOTAL BIRTHS.			LEGITIMATE.			ILLEGITIMATE.		
	Total.	M.	F.	Total.	M.	F.	Total.	M.	F.
Total for the Province	18,999	9,725	9,274	17,951	9,203	8,748	1,048	522	526
Cities of 5,000 and over	9,471	4,854	4,617	8,972	4,597	4,375	499	257	242
Kamloops	153	81	72	137	74	63	16	7	9
Kelowna	132	60	72	124	57	67	8	3	5
Nanaimo	218	113	105	208	107	101	10	6	4
Nelson	153	87	66	145	86	59	8	1	7
New Westminster	504	279	225	482	266	216	22	13	9
North Vancouver	388	212	176	372	203	169	16	9	7
Prince Rupert	300	161	139	286	153	133	14	8	6
Trail	264	132	132	260	128	132	4	4	.....
Vancouver	5,827	2,924	2,903	5,486	2,744	2,742	341	180	161
Vernon	149	66	83	136	58	78	13	8	5
Victoria	1,383	739	644	1,336	721	615	47	18	29

TABLE 6.—PLURAL BIRTHS CLASSIFIED TO SHOW NUMBER OF CHILDREN BORN ALIVE AND STILL-BORN BY SEX, BRITISH COLUMBIA, BY PLACE OF RESIDENCE, 1944.

CLASSIFICATION OF BIRTHS.		Total.
Twin births		200
Two males (both living)		61
One male and one female (both living)		63
Two females (both living)		60
One male living and one male still-born		7
One female living and one female still-born		7
Two females (both still-born)		2
Triplet births		2
One male and two females (all living)		2
Total multiple births	No.	202
"	M.	201
"	F.	205
Total single live births	No.	18,611
"	M.	9,531
"	F.	9,080
Total single still-births	No.	283
"	M.	174
"	F.	109
Total confinements		19,096

TABLE 7.—BIRTHS (EXCLUSIVE OF STILL-BIRTHS) CLASSIFIED ACCORDING TO AGES OF PARENTS, BRITISH COLUMBIA, BY PLACE OF RESIDENCE, 1944.

AGE OF FATHER.	TOTAL.	AGE OF MOTHER.																																												
		12	13	14	15	16	17	18	19	20	21	22	23	24	25	26	27	28	29	30	31	32	33	34	35	36	37	38	39	40	41	42	43	44	45	46	47	48	49	50 and over.	Not stated.
Under 16 years																																														
16 years																																														
17 ,,	8				1	1	4	1				1																																		
18 ,,	32					3	11	7	5	3	1		2																																	
19 ,,	64					1	13	15	10	11	9	4	1																																	
20 ,,	152					5	11	34	21	33	25	14	5	1	2	1																														
21 ,,	258					2	10	27	51	45	54	27	14	13	3	3	4	1	1	3																										
22 ,,	489					4	15	28	62	80	93	95	53	24	9	10	7	4	1	1	1			1	1																					
23 ,,	626					4	7	28	70	77	124	104	91	52	30	13	7	5	2	4	2	1	2	1		1																			1
24 ,,	770					2	7	27	40	79	123	130	128	92	57	32	20	17	6	6	1	1	1		1																				
25 ,,	815					4	6	29	45	56	82	121	116	118	97	52	42	22	10	4	6		1	2		1	1																	
26 ,,	919				1	4	7	12	26	64	90	96	134	132	110	100	64	29	14	19	8	2	4	2	1																				
27 ,,	933						7	9	19	51	55	97	126	125	125	101	77	44	36	23	15	7	8	4		2		2																	
28 ,,	1,016					2	3	11	21	36	50	88	118	98	110	113	96	114	51	46	26	11	8	4	2	5	1			1															1
29 ,,	1,128					1	4	4	16	30	45	73	88	103	117	134	131	127	100	67	32	20	16	6	6	5	2				1														
30 ,,	1,110						2	6	19	22	50	57	88	86	89	122	124	110	102	102	46	40	15	14	4	6	4	1		1															
31 ,,	1,003						1	1	9	17	37	48	52	80	69	107	100	74	126	89	77	44	29	17	9	5	6	2	1	1	1	1												
32 ,,	899						1	3	6	12	20	44	45	37	57	71	67	97	88	109	73	70	33	33	7	16	1	4	2	1	1	1												
33 ,,	898						1	3	6	15	22	18	34	48	52	60	63	90	99	95	72	82	61	30	28	7	2	5	4	1														
34 ,,	799						2	2	4	6	13	17	33	51	41	44	52	79	69	69	55	71	69	64	25	15	6	2	5	3		1	1											
35 ,,	746					1	1		4	12	8	17	12	39	33	46	38	57	71	64	52	76	50	48	57	26	12	9	11	1			1											
36 ,,	734								3	7	8	16	25	25	25	47	33	48	61	72	53	67	66	60	34	42	19	11	6	5	1													
37 ,,	653						1	2	1	4	12	15	13	25	20	35	40	40	39	53	49	49	65	41	43	39	32	14	9	7	3		1	1										
38 ,,	620					1	1		2	9	3	14	12	11	18	24	32	41	42	45	40	55	58	44	47	35	27	27	13	13	2	3	1											
39 ,,	539								5	4	4	7	12	16	21	19	18	32	39	27	37	44	30	41	41	40	31	25	29	11	4	1	1											
40 ,,	448						1		1	4	4	5	4	16	20	15	15	18	32	29	31	28	32	33	34	37	17	32	16	15	3	4	1			1								
41 ,,	363								2	2	4	5	7	6	8	8	15	23	25	21	35	29	18	18	16	19	23	25	16	11	15	5	3	1	2			1						
42 ,,	364						1		1	3	2	5	7	3	16	5	6	14	21	22	24	23	22	27	23	28	29	20	18	21	12	7	3	1										
43 ,,	290						1	1		1	2	1	6	8	4	7	7	13	14	22	13	23	23	15	19	24	16	21	20	13	7	3	4		2									
44 ,,	258							2	1	1	1	1	2	5	3	11	4	8	13	11	10	18	19	20	16	26	11	22	15	11	7	11	3	5		1								
45 ,,	166							1			1	3		3	6	5	3	4	4	8	5	10	5	6	9	6	19	13	16	8	8	7	7	5	1	1	1	1						
46 ,,	136									1	1	1	2		2	1	2	5	7	9	4	5	13	7	13	8	13	8	11	4	5	5	3	4	2									
47 ,,	130										1					1	3	2	3	6	9	9	10	11	11	13	10	10	6	8	6	5	3	2		1								
48 ,,	85										1	2	1	2	5	4		2	2	1	4	2	4	6	4	6	4	12	7	4	2	3	6	1										
49 ,,	80													2		1	3	2	2		3	2	6	5	4	7	8	6	10	4	1	6	2		4	1	1							
50 ,,	78									1		1		1		1	2	1	2	3	2	4	4	1	8	3	6	11	4	8	2	6	4	2	1									
51 ,,	48											1		1		2	1	3	2	3		6		2	3	3	1	3	3	2	1	2	5	1	1		1		1					
52 ,,	52											1		3			1			3	2	5	4	4	4	1	5	4	2	2	3	3	1	1	1	2								
53 ,,	42									1				2			1		2		2	2		6	2	4	4	5	1	3	1	2	1	2	1									
54 ,,	40																1	2	1	4		2	1	3	1	3	2	3	2	2	2	5	1	1	2				1	1				
55 ,,	33																			1		1		3	3	1	4	4	2	3	3	3	1	3				1						
56 ,,	23									1									2	1	1				4	2		1		1	5	2	2			1								
57 ,,	21										1	1							2	1		1		1	1		3	1		1	1	1	2	1	1		2							
58 ,,	19								1							2				2	1	1				4		6				1		1										
59 ,,	13											1										1	2			1	1	1	1	2	1		1	1										
60 ,,	9																	2				2			1		1	1	1				1											
61 ,,	8									1																		1	2			1		3										
62 ,,	3																						1					1																
63 ,,	5													1													1	1	1	1														
64 ,,	6																			1			1			2						2												
65 and over	16													1			1			1		1			3			2		1	1	1	2	2										
Not stated	4												2			1	1																											
Children born to—																																														
Married mothers	17,951				2	35	118	253	451	689	946	1131	1233	1230	1149	1198	1081	1130	1091	1047	791	815	681	580	486	443	322	316	234	170	99	92	61	38	18	8	5	3	2		1	2
Unmarried mothers	1,048		1	6	10	40	48	76	95	102	91	90	71	67	43	47	40	37	31	35	21	14	18	7	11	9	9	10	8	4	4				3								
All mothers	18,999		1	6	12	75	166	329	546	791	1037	1221	1304	1297	1192	1245	1121	1167	1122	1082	812	829	699	587	497	452	331	326	242	174	103	92	61	38	21	8	5	3	2		1	2

TABLE 8.—BIRTHS (EXCLUSIVE OF STILL-BIRTHS) CLASSIFIED ACCORDING TO RACIAL ORIGIN OF PARENTS, BRITISH COLUMBIA, BY PLACE OF RESIDENCE, 1944.

RACIAL ORIGIN OF FATHER.	TOTAL FATHERS.	RACIAL ORIGIN OF MOTHER.																																		
		English.	Irish.	Scottish.	Other British.	Austrian.	Bulgarian.	Czech and Slovak.	Danish.	Finnish.	French.	German.	Greek.	Hungarian.	Icelandic.	Italian.	Lithuanian.	Netherlands.*	Norwegian.	Polish.	Rumanian.	Russian.†	Swedish.	Ukrainian.‡	Yugoslavic.	Other European.	Chinese.	Hindu (East Indian).	Japanese.	Syrian.	Other Asiatic.	Indian and Eskimo.	Jewish.	Negro.	Other Races.	Unspecified.
British	11,459	5,181	1,552	2,480	200	46	1	34	59	32	364	290	1	23	23	90	3	204	244	101	23	122	188	93	16	18	.....	2	3	4	1	31	2	....	1	27
English	5,984	3,160	652	1,094	82	20	....	21	31	12	171	142	....	11	10	40	1	105	132	59	11	55	87	43	3	8	.....	2	2	2	1	14	1	....	1	11
Irish	2,067	737	432	406	39	8	....	5	9	4	90	68	....	10	5	18	1	41	45	16	4	33	41	29	6	4	.....	.....	1	1	....	8	....	....	....	6
Scottish	3,145	1,178	433	929	59	17	....	8	17	14	94	71	1	1	7	30	1	56	59	22	7	33	56	21	5	5	.....	.....	.....	1	....	9	1	....	....	10
Other	263	106	35	51	20	1	1	.....	2	2	9	9	....	1	1	2	....	2	8	4	1	1	4	.....	2	1	.....	.....	.....	.....	....	.....	.....	....	....	.....
European	4,981	1,076	470	570	44	62	....	56	38	52	364	391	7	63	26	127	7	310	219	151	29	393	135	301	45	12	.....	.....	.....	1	....	23	1	1	....	7
Austrian	123	37	14	10	.....	21	....	1	1	.....	3	6	1	2	....	.....	....	2	2	3	....	10	3	3	2	.....	.....	.....	.....	.....	....	.....	1	....	....	1
Bulgarian	2	1	.....	.....	.....	.....	....	.....	.....	1	.....	.....	....	.....	....	.....	....	.....	.....	.....	....	.....	.....	.....	....	.....	.....	.....	.....	.....	....	.....	.....	....	....	....
Czech and Slovak	90	19	6	11	.....	1	....	31	.....	.....	3	1	....	2	....	.....	....	2	.....	2	1	2	1	6	2	.....	.....	.....	.....	.....	....	.....	....	....	....	....
Danish	164	58	27	23	2	1	....	.....	12	.....	5	5	....	....	....	1	....	2	12	3	....	4	4	3	.....	1	.....	.....	.....	.....	....	.....	....	....	....	1
Finnish	93	24	7	10	2	.....	....	1	1	27	4	3	....	....	....	....	....	3	4	.....	1	1	4	1	.....	.....	.....	.....	.....	.....	....	.....	....	....	....	....
French	722	177	100	88	8	3	....	3	2	1	219	27	.....	3	....	8	....	18	16	5	1	12	9	14	.....	.....	.....	.....	.....	.....	....	7	....	....	....	1
German	718	161	51	89	2	7	....	1	5	3	34	238	....	10	4	5	1	20	25	14	3	13	14	16	.....	1	.....	.....	.....	.....	....	.....	....	1	....	....
Greek	21	3	4	5	1	.....	....	.....	1	.....	1	.....	4	....	....	.....	....	.....	.....	.....	....	.....	.....	1	.....	.....	.....	.....	.....	.....	....	.....	....	....	....	1
Hungarian	78	8	2	7	.....	1	....	2	.....	.....	4	5	....	28	....	1	....	4	2	1	1	10	.....	.....	2	.....	.....	.....	.....	.....	....	.....	....	....	....	....
Icelandic	51	12	3	10	1	.....	....	.....	.....	1	2	2	....	....	15	2	....	.....	2	1	....	.....	.....	.....	.....	.....	.....	.....	.....	.....	....	.....	....	....	....	....
Italian	215	41	16	26	4	.....	....	2	3	.....	6	5	....	1	1	86	....	4	6	3	....	3	1	6	1	.....	.....	.....	.....	.....	....	.....	....	....	....	....
Lithuanian	15	1	.....	3	.....	.....	....	.....	.....	.....	.....	1	....	.....	....	.....	4	.....	.....	1	....	1	1	3	.....	.....	.....	.....	.....	.....	....	.....	....	....	....	....
Netherlands*	529	103	49	45	11	2	....	2	.....	.....	24	18	1	5	1	4	....	218	8	8	3	9	6	11	.....	1	.....	.....	.....	.....	....	.....	....	....	....	....
Norwegian	503	130	69	85	3	7	....	3	7	3	17	19	....	1	2	4	1	8	90	6	....	8	18	8	2	3	.....	.....	.....	.....	....	7	....	....	....	2
Polish	250	62	16	25	4	3	....	.....	.....	.....	7	14	....	2	....	6	....	3	9	55	3	11	2	24	.....	1	.....	.....	.....	1	....	2	....	....	....	....
Rumanian	48	6	5	5	.....	.....	....	1	.....	1	.....	2	....	....	1	1	....	4	.....	5	8	7	.....	1	1	.....	.....	.....	.....	.....	....	.....	....	....	....	....
Russian†	478	71	15	27	2	9	....	1	2	2	6	15	....	4	....	1	1	6	6	14	4	275	3	14	.....	.....	.....	.....	.....	.....	....	.....	....	....	....	....
Swedish	442	104	62	70	2	6	....	3	2	11	22	18	....	4	1	6	....	8	29	14	1	8	62	4	1	1	.....	.....	.....	.....	....	2	....	....	....	1
Ukrainian‡	328	35	15	23	2	1	....	5	2	2	7	10	1	1	1	.....	....	5	5	14	2	10	4	182	.....	.....	.....	.....	.....	.....	....	1	....	....	....	....
Yugoslavic	74	9	3	3	.....	.....	....	.....	.....	.....	.....	2	....	....	....	2	....	2	2	2	1	8	3	3	34	.....	.....	.....	.....	.....	....	.....	....	....	....	....
Other	37	14	6	5	.....	.....	....	.....	.....	.....	.....	.....	....	....	....	.....	....	1	1	.....	....	1	.....	1	.....	4	.....	.....	.....	.....	....	4	....	....	....	....
Asiatic	514	9	4	1	.....	.....	....	.....	.....	.....	1	3	....	....	....	.....	....	.....	1	1	....	.....	1	1	.....	.....	117	24	342	2	....	6	....	1	....	....
Chinese	136	3	3	1	.....	.....	....	.....	.....	.....	.....	3	....	....	....	.....	....	.....	.....	1	....	.....	1	.....	.....	.....	114	.....	4	.....	....	6	....	....	....	....
Hindu (East Indian)	28	3	.....	.....	.....	.....	....	.....	.....	.....	.....	.....	....	....	....	.....	....	.....	.....	.....	....	.....	.....	.....	.....	.....	.....	24	.....	.....	....	.....	....	1	....	....
Japanese	342	.....	.....	.....	.....	.....	....	.....	.....	.....	1	.....	....	....	....	.....	....	.....	.....	.....	....	.....	.....	.....	.....	.....	3	.....	338	.....	....	.....	....	....	....	....
Syrian	8	3	1	.....	.....	.....	....	.....	.....	.....	.....	.....	....	....	....	.....	....	.....	1	.....	....	.....	.....	1	.....	.....	.....	.....	.....	2	....	.....	....	....	....	....
Other	.....	.....	.....	.....	.....	.....	....	.....	.....	.....	.....	.....	....	....	....	.....	....	.....	.....	.....	....	.....	.....	.....	.....	.....	.....	.....	.....	.....	....	.....	....	....	....	....
Indian and Eskimo	871	3	1	1	.....	.....	....	.....	.....	.....	.....	1	....	....	....	.....	....	.....	.....	.....	....	.....	.....	2	.....	2	.....	.....	.....	.....	....	861	....	....	....	....
Jewish	70	4	2	2	.....	.....	....	.....	1	.....	.....	.....	....	....	....	.....	....	.....	2	.....	....	.....	1	.....	.....	.....	.....	.....	.....	.....	....	.....	58	....	....	....
Negro	11	.....	.....	.....	.....	.....	....	.....	.....	.....	1	.....	....	....	....	.....	....	.....	.....	.....	....	.....	1	.....	.....	.....	.....	.....	.....	.....	....	.....	....	9	....	....
Other races	3	.....	1	.....	.....	.....	....	.....	.....	.....	.....	.....	....	....	....	.....	....	.....	.....	.....	....	.....	.....	.....	.....	.....	.....	.....	.....	.....	....	.....	....	....	2	....
Unspecified	42	14	4	9	.....	.....	....	.....	1	.....	.....	.....	....	1	1	.....	....	2	.....	1	....	1	.....	.....	.....	.....	.....	.....	.....	.....	....	.....	....	....	....	8
Children born to married mothers...T.	17,951	6,287	2,034	3,063	244	108	1	90	99	84	730	685	8	87	50	217	10	516	466	254	52	516	326	397	61	32	117	26	345	7	1	921	61	11	3	42
,, ,, ,, ...M.	9,203	3,271	1,043	1,516	116	54	....	37	50	38	387	352	4	50	30	100	5	271	234	130	25	274	158	210	35	12	56	19	185	4	....	475	33	7	1	21
,, ,, ,, ...F.	8,748	3,016	991	1,547	128	54	1	53	49	46	343	333	4	37	20	117	5	245	232	124	27	242	168	187	26	20	61	7	160	3	1	446	28	4	2	21
Children born to unmarried mothers T.	1,048	249	112	142	10	6	1	7	8	4	41	26	2	4	2	7	....	24	17	17	2	23	18	33	5	3	4	1	5	....	....	271	....	2	....	2
,, ,, ,, ...M.	522	127	55	74	2	1	1	3	7	2	20	17	2	1	1	2	....	12	10	8	1	10	6	18	3	1	3	1	2	....	....	131	....	....	....	1
,, ,, ,, ...F.	526	122	57	68	8	5	....	4	1	2	21	9	....	3	1	5	....	12	7	9	1	13	12	15	2	2	1	.....	3	....	....	140	....	2	....	1
Children born to all mothers....T.	18,999	6,536	2,146	3,205	254	114	2	97	107	88	771	711	10	91	52	224	10	540	483	271	54	539	344	430	66	35	121	27	350	7	1	1,192	61	13	3	44
,, ,, ,, ...M.	9,725	3,398	1,098	1,590	118	55	1	40	57	40	407	369	6	51	31	102	5	283	244	138	26	284	164	228	38	13	59	20	187	4	....	606	33	7	1	22
,, ,, ,, ...F.	9,274	3,138	1,048	1,615	136	59	1	57	50	48	364	342	4	40	21	122	5	257	239	133	28	255	180	202	28	22	62	7	163	3	1	586	28	6	2	22

* Including Flemish and Walloon. † Including races of U.S.S.R. ‡ Including all Ruthenian Russians.

TABLE 9.—BIRTHS (EXCLUSIVE OF STILL-BIRTHS) CLASSIFIED ACCORDING TO BIRTHPLACES OF PARENTS, BRITISH COLUMBIA, BY PLACE OF RESIDENCE, 1944.

BIRTHPLACE OF FATHER.	TOTAL FATHERS.	BIRTHPLACE OF MOTHER.																																							
		CANADA.										BRITISH ISLES.					BRITISH POSS.		EUROPE.																ASIA.						
		Prince Edward Island.	Nova Scotia.	New Brunswick.	Quebec.	Ontario.	Manitoba.	Saskatchewan.	Alberta.	British Columbia.	Prov. unspec.	England.	Ireland.	Scotland.	Wales.	Other.	Newfoundland.	Other.	Austria.	Belgium.	Czechoslovakia.	Denmark.	Finland.	France.	Germany.	Hungary.	Italy.	Netherlands.	Norway.	Poland.	Rumania.	Russia (U.S.S.R.).	Sweden.	Yugoslavia.	Other.	China.	Japan.	Other.	United States.	Other American Countries.	Other Countries.	Unspecified.
Canada	12,866	22	92	47	137	582	922	2,271	1,574	5,474	18	612	64	254	25	5	10	31	7	2	14	4	8	5	20	6	16	9	26	39	7	49	21	8	9	10	23		436	5	1	1
Prince Edward Island	30	2					3	5	4	9		5																											2			
Nova Scotia	161	2	12	2	3	18	16	17	23	43		11	2	2														1											9			
New Brunswick	102	2		14	2	4	6	14	8	34		7		3				1														1							6			
Quebec	281		2	1	42	22	19	42	38	66	1	18	3	5				1			1								1	1		2			2				14			
Ontario	1,159	3	14	6	21	207	89	169	131	338	1	64	8	27	1	1		2	1		1				2		2	1	3	3		5	6		1				52			
Manitoba	1,298	1	3	6	12	49	305	226	139	372	1	56	12	37	4		1	2	1	1				1		2	2	1	1	6		10	2		1	2			42			
Saskatchewan	2,283	4	13	3	13	79	132	954	231	558	3	87	9	41	8		2	5	1		1		2		7	3	1	2	7	15	3	18	1		1	1			77	1		
Alberta	1,682	2	15	2	13	54	79	240	497	539	2	82	6	28	3	1	1	2	1		5	2		3	3		1	2	4	8	1	3	4			1	1		76	1		
British Columbia	5,839	6	33	12	31	149	271	601	499	3,510	4	278	23	111	9	3	6	18	3	1	6	2	5	1	8	1	10	2	10	6	3	10	8	8	4	6	21		156	3	1	
Province unspecified	31			1			2	3	4	5	6	4	1										1														1		2			1
British Isles	2,183	2	14	6	27	85	177	273	272	757	15	265	24	95	15	2	3	10	1	1			2		3	2	1	2	8	5	1	6	6	1	1	2	1		98			
England	1,365	1	5	5	22	60	109	182	166	468	9	188	10	39	8	1	3	6	1	1			1		3	1	1	1	5	4	1	4	4		1	2	1		52			
Ireland	160		1		3	7	16	17	23	50	2	13	11	4				1											1										11			
Scotland	565	1	7		2	14	47	67	68	202	3	51	3	50	4	1		3					1			1		1	1	1		2	2	1					32			
Wales	79		1			4	4	4	14	30	1	13		2	3														1										2			
Other	14			1			1	3	1	7																													1			
British Possessions	124		1		1	6	5	13	8	35		12			1		5	27					1									2						1	6			
Newfoundland	30		1		1	3		5	1	12		2					5																									
Other	94					3	5	8	7	23		10			1			27					1									2						1	6			
Europe	1,603		1	2	5	36	105	271	164	340	4	38	6	26	3		1	4	14		21	7	20	1	34	25	26	10	37	75	11	191	12	37	14		2		58	2		
Austria	44					2	3	8	4	7		1							8						1	2				1		3		2	1				1			
Belgium	15							2	2	7		3																											1			
Czechoslovakia	49						2	5	3	12		1							2		17					2						1		3					1			
Denmark	94			1	1	3	10	11	15	24		4	2	3	2							7			1		1		3	1			1						4			
Finland	54			1		2		3		22		2	1	1									18						1										3			
France	9						1	1	1	4		1													1																	
Germany	126					2	4	26	20	21		4		1					2						21	1				7	2	9							6			
Hungary	47				1	1	2	10	5	4									1		2				1	16	1			1				1					1			
Italy	76					4	3	2	5	29		1		2											2		22												4	2		
Netherlands	57					4	6	6	12	16		1		1			1											9											1			
Norway	212					8	11	38	20	69	1	7	1	6				3						1	1			1	28	1			3				2		11			
Poland	149				1		18	29	20	17	1	1			1						1				2	1	1			47	2	5			1				1			
Rumania	43				1	1	3	13	5	7		1							1											1	4	1		2					3			
Russia (U.S.S.R.)	327					4	25	66	20	12	1	2		3											2	1				10	2	168	1						10			
Sweden	167				1	3	8	29	25	58		5	2	7							1		2		1	2			5	4		1	7						6			
Yugoslavia	63		1				3	9	2	14															1		1			1	1			27					3			
Other	71					2	6	13	5	17	1	4		2				1												1		3		2	12				2			
Asia	296							9	5	157	3	3		2											1											11	102		3			
China	82							7	2	55		3		1											1											11	1		1			
Japan	209								2	102	3																										100		2			
Other	5							2	1					1																							1					
United States	860		1	3	6	31	59	179	141	259	7	26	5	16	2	1		3	1		3			1	1	1			4	4		10	2	2	2	2			88			
Other Am. countries	13		1			1		3		4		2																											1	1		
Other countries	3											1																											1		1	
Unspecified	3					1				2																																
Children born to—																																									
Married mothers	17,951	24	110	58	176	742	1,268	3,019	2,164	7,028	47	959	99	393	46	8	19	75	23	3	38	11	31	7	59	34	43	21	75	123	19	258	41	48	26	25	128	1	691	8	2	1
Unmarried mothers	1,048		11	1	6	27	52	163	117	557	3	33	2	7	1		1	7	2	1	1	2	1		2	2		1	2	7	2	4	4	1			3		25			
All mothers	18,999	24	121	59	182	769	1,320	3,182	2,281	7,585	50	992	101	400	47	8	20	82	25	4	39	13	32	7	61	36	43	22	77	130	21	262	45	49	26	25	131	1	716	8	2	1

TABLE 10.—DEATHS OF CHILDREN UNDER ONE YEAR (EXCLUSIVE OF STILL-BIRTHS) BY MONTHS, CLASSIFIED AS RURAL AND URBAN, IN EACH CENSUS DIVISION, BRITISH COLUMBIA, 1944.

Detailed information under this heading may be secured on request, if reason sufficiently URGENT.

TABLE 11.—TOTAL DEATHS (EXCLUSIVE OF STILL-BIRTHS) AND DEATHS IN INSTITUTIONS OF CHILDREN UNDER ONE YEAR OF AGE, SHOWING THE NUMBER NON-RESIDENT IN BRITISH COLUMBIA, BY PLACE OF RESIDENCE AND PLACE OF OCCURRENCE, 1944.

ALL DEATHS UNDER ONE YEAR.

PROVINCE.	Place of Occurrence.	Residence elsewhere.		Deaths of Residents occurring elsewhere.		Place of Residence.
		In Canada.	In United States.	In Canada.	In United States.	
British Columbia	765	6	1	7	2	767
DEATHS IN INSTITUTIONS.						
British Columbia	541	5	....	5	2	543

TABLE 12.—TOTAL DEATHS (EXCLUSIVE OF STILL-BIRTHS) AND DEATHS IN INSTITUTIONS OF CHILDREN UNDER ONE YEAR OF AGE, CLASSIFIED ACCORDING TO RESIDENCE OF DECEDENTS, IN CITIES OF 5,000 POPULATION AND OVER, BRITISH COLUMBIA, BY PLACE OF RESIDENCE AND PLACE OF OCCURRENCE, 1944.

ALL DEATHS UNDER ONE YEAR.

CITIES.	Place of Occurrence.	Residence elsewhere.		Deaths of Residents occurring elsewhere.		Place of Residence.
		In Canada.	In United States.	In Canada.	In United States.	
Kamloops	14	9	....	....	....	5
Kelowna	7	2	....	3	....	8
Nanaimo	14	6	....	3	....	11
Nelson	9	3	....	....	....	6
New Westminster	49	37	....	5	....	17
North Vancouver	17	7	....	4	....	14
Prince Rupert	18	6	....	1	....	13
Trail	6	....	....	....	....	6
Vancouver	218	54	....	4	....	168
Vernon	8	4	....	....	....	4
Victoria	55	20	....	1	....	36
DEATHS IN INSTITUTIONS.						
Kamloops	13	9	....	....	....	4
Kelowna	6	1	....	3	....	8
Nanaimo	14	6	....	2	....	10
Nelson	9	3	....	....	....	6
New Westminster	47	36	....	5	....	16
North Vancouver	16	7	....	3	....	12
Prince Rupert	12	4	....	1	....	9
Trail	6	....	....	....	....	6
Vancouver	192	52	....	3	....	143
Vernon	7	4	....	....	....	3
Victoria	50	20	....	1	....	31

TABLE 13.—DEATHS OF CHILDREN UNDER ONE YEAR (EXCLUSIVE OF STILL-BIRTHS), BY AGE AT DEATH, BRITISH COLUMBIA, 1944.

AGES.		No.
All infants	Total	767
,,	M.	445
,,	F.	322
Under 1 day	Total	212
,,	M.	129
,,	F.	83
1 day	Total	60
,,	M.	38
,,	F.	22
2 days	Total	35
,,	M.	16
,,	F.	19
3 days	Total	20
,,	M.	13
,,	F.	7
4 days	Total	12
,,	M.	5
,,	F.	7
5 days	Total	12
,,	M.	7
,,	F.	5
6 days	Total	6
,,	M.	4
,,	F.	2
Under 1 week	Total	357
,,	M.	212
,,	F.	145
1 week and under 2 weeks	Total	45
,, ,,	M.	30
,, ,,	F.	15
2 weeks and under 3 weeks	Total	30
,, ,,	M.	18
,, ,,	F.	12
3 weeks and under 1 month	Total	19
,, ,,	M.	12
,, ,,	F.	7

AGES.		No.
Under 1 month	Total	451
,,	M.	272
,,	F.	179
1 month and under 2 months	Total	50
,, ,,	M.	26
,, ,,	F.	24
2 months and under 3 months	Total	55
,, ,,	M.	29
,, ,,	F.	26
3 months and under 4 months	Total	39
,, ,,	M.	21
,, ,,	F.	18
4 months and under 5 months	Total	33
,, ,,	M.	22
,, ,,	F.	11
5 months and under 6 months	Total	34
,, ,,	M.	19
,, ,,	F.	15
6 months and under 7 months	Total	23
,, ,,	M.	15
,, ,,	F.	8
7 months and under 8 months	Total	20
,, ,,	M.	9
,, ,,	F.	11
8 months and under 9 months	Total	15
,, ,,	M.	8
,, ,,	F.	7
9 months and under 10 months	Total	15
,, ,,	M.	8
,, ,,	F.	7
10 months and under 11 months	Total	17
,, ,,	M.	7
,, ,,	F.	10
11 months and under 12 months	Total	15
,, ,,	M.	9
,, ,,	F.	6

TABLE 14.—DEATHS OF CHILDREN UNDER ONE YEAR OF AGE (EXCLUSIVE OF STILL-BIRTHS), CLASSIFIED ACCORDING TO RACIAL ORIGIN OF DECEDENTS, BRITISH COLUMBIA, 1944.

RACIAL ORIGIN.	No.
British	381
English	204
Irish	72
Scottish	97
Other	8
European	159
Austrian	2
Bulgarian	.....
Czech and Slovak	2
Danish	2
Finnish	5
French	32
German	16
Greek	1
Hungarian	2
Icelandic	3
Italian	6
Lithuanian	.....
Netherland, Flemish, Walloon	9
Norwegian	8

RACIAL ORIGIN.	No.
European—*Continued.*	
Polish	9
Rumanian	1
Russian (races of U.S.S.R.)	24
Swedish	20
Ukrainian*	14
Yugoslavic	1
Other	2
Asiatic	21
Chinese	5
Hindu (East Indian)	1
Japanese	13
Syrian	1
Other	1
Indian	184
Jewish	.....
Negro	1
Other races	.....
Unspecified	21
All origins	767

* Including all Ruthenian Russians.

TABLE 15.—DEATHS OF CHILDREN UNDER ONE YEAR OF AGE (EXCLUSIVE OF STILL-BIRTHS), CLASSIFIED ACCORDING TO BIRTHPLACES OF PARENTS, BRITISH COLUMBIA, 1944.

BIRTHPLACE OF FATHER.	TOTAL FATHERS.	BIRTHPLACE OF MOTHER.																																								
		CANADA.										BRITISH ISLES.					BRITISH POSS.		EUROPE.															ASIA.							
		Prince Edward Island.	Nova Scotia.	New Brunswick.	Quebec.	Ontario.	Manitoba.	Saskatchewan.	Alberta.	British Columbia.	Prov. unspec.	England.	Ireland.	Scotland.	Wales.	Other.	Newfoundland.	Other.	Austria.	Belgium.	Czechoslovakia.	Denmark.	Finland.	France.	Germany.	Hungary.	Italy.	Netherlands.	Norway.	Poland.	Rumania.	Russia (U.S.S.R.).	Sweden.	Yugoslavia.	Other.	China.	Japan.	Other.	United States.	Other American Countries.	Other Countries.	Unspecified.
Canada	548	3	2	3	9	16	26	70	49	307	12	20	2	5			1								1		1			1				1		1	1		17			
Prince Edward Island	1									1																																
Nova Scotia	4	2	1					1																																		
New Brunswick	4								1			1		1			1																									
Quebec	14				2	1	2	2	1	2		2	2																													
Ontario	29	1		1	1	7		5	3	4	1	3																										3			
Manitoba	34				2	1	11	4	1	14		1																														
Saskatchewan	68		1	1	1	2	4	32	5	16				1																1								4			
Alberta	73			1	1	1	2	10	20	29	1	4													1													3			
British Columbia	305				2	4	7	16	17	238	1	8		2													1							1		1	1		6			
Province unspecified	16								1	3	9	1		1																								1			
British Isles	81				1	1	10	5	6	25	2	15		6	1	1													1			1						6			
England	46					1	5	3	2	15	1	11		1	1	1													1			1						3			
Ireland	2							1																														1			
Scotland	31				1		5	1	3	10	1	4		5																								1			
Wales	2								1																													1			
Other																																									
British Possessions	1																	1																								
Newfoundland																																										
Other	1																	1																								
Europe	42					2	2	4	3	10	4		1					1			2		3			2	1		1	1		4						1			
Austria	1									1																																
Belgium																																										
Czechoslovakia	1																				1																					
Denmark	1							1																																		
Finland	3																						2															1			
France																																										
Germany	2								1	1																																
Hungary	2																									2																
Italy	2						1																				1															
Netherlands	2						1			1																																
Norway	5							1		2								1											1													
Poland	7							1	1		1										1									1		2										
Rumania	2					1					1																															
Russia (U.S.S.R.)	5							1			2																					2										
Sweden	6					1				3			1										1																			
Yugoslavia	1									1																																
Other	2								1	1																																
Asia	10							1		5																											4					
China	2							1		1																																
Japan	8									4																											4					
Other																																										
United States	28					1	1	2	5	10	2	2						1																				4			
Other American countries	1								1																																	
Other countries																																										
Unspecified	56						2	3	12	31		2					1																									5
Total mothers	767	3	2	3	10	20	41	85	76	388	20	39	3	11	1	1	2	3			2		3		1	2	2		2	2		5		1		1	5		28			5

TABLE 16.—DEATHS OF CHILDREN (EXCLUSIVE OF STILL-BIRTHS) FROM CERTAIN SPECIFIED CAUSES IN FIRST YEAR OF LIFE, BY SEX AND CALENDAR MONTH OF DEATH, BRITISH COLUMBIA, BY PLACE OF RESIDENCE, 1944.

Int. List No.	CAUSES OF DEATH.	TOTAL UNDER 1 YEAR.			MONTH OF DEATH.																							
					Jan.		Feb.		Mar.		Apr.		May.		June.		July.		Aug.		Sept.		Oct.		Nov.		Dec.	
		Total.	M.	F.	M.	F.	M.	F.	M.	F.	M.	F.	M.	F.	M.	F.	M.	F.	M.	F.	M.	F.	M.	F.	M.	F.	M.	F.
	All causes	767	445	322	45	30	37	23	40	29	31	29	39	31	41	30	37	33	35	28	34	30	36	14	41	24	29	21
6	Cerebrospinal meningitis	2	2	.....	2	.....	.....	.....	.....	.....	.....	.....	.....	.....	.....	.....	.....	.....	.....	.....	.....	.....	.....	.....	.....	.....	.....	.....
9	Whooping-cough	8	3	5	1	1	.....	1	.....	.....	.....	.....	.....	.....	1	1	1	.....	.....	.....	.....	2	.....	.....	.....	.....	.....	.....
13	Tuberculosis of the respiratory system	4	3	1	.....	.....	.....	.....	.....	.....	1	.....	.....	.....	.....	.....	.....	.....	1	1	.....	.....	1	.....	.....	.....	.....	.....
14–22	Tuberculosis, other forms	6	6	.....	.....	.....	2	.....	1	.....	.....	.....	1	.....	.....	.....	1	.....	.....	.....	.....	.....	1	.....	.....	.....	.....	.....
27	Dysentery	3	2	1	.....	.....	.....	.....	.....	.....	.....	.....	.....	.....	.....	.....	.....	.....	.....	.....	1	.....	1	.....	.....	1	.....	.....
30	Syphilis	5	2	3	.....	.....	.....	.....	.....	1	.....	.....	.....	1	1	.....	1	.....	.....	.....	.....	.....	.....	.....	.....	.....	.....	1
33	Influenza	22	9	13	5	3	2	2	.....	1	1	1	.....	.....	.....	2	.....	2	.....	1	1	1	.....	.....	.....	.....	.....	.....
35	Measles	1	1	.....	.....	.....	.....	.....	.....	.....	.....	.....	1	.....	.....	.....	.....	.....	.....	.....	.....	.....	.....	.....	.....	.....	.....	.....
64	Diseases of the thymus gland	28	16	12	1	.....	2	1	2	1	.....	1	4	1	1	1	1	2	1	1	.....	.....	2	2	2	1	.....	1
81	Meningitis (non-meningococcal)	5	3	2	.....	1	.....	.....	.....	.....	.....	.....	.....	.....	.....	.....	1	1	.....	.....	.....	.....	1	.....	1	.....	.....	.....
86	Convulsions	2	1	1	.....	.....	.....	.....	.....	.....	.....	.....	.....	1	1	.....	.....	.....	.....	.....	.....	.....	.....	.....	.....	.....	.....	.....
89	Diseases of the ear and of the mastoid process	3	3	.....	1	.....	.....	.....	.....	.....	.....	.....	1	.....	.....	.....	.....	.....	.....	.....	.....	.....	1	.....	.....	.....	.....	.....
106	Bronchitis	3	2	1	.....	.....	.....	.....	.....	.....	.....	.....	.....	.....	.....	.....	1	1	.....	.....	.....	.....	1	.....	.....	.....	.....	.....
107	Bronchopneumonia	56	28	28	1	2	5	6	5	4	2	2	1	1	4	1	.....	3	3	1	2	2	2	1	2	2	1	3
108, 109	Pneumonia	52	25	27	2	3	2	2	2	3	.....	2	3	7	2	1	2	3	3	.....	4	1	.....	3	3	1	2	1
115	Diseases of the buccal cavity and annexa, and of the pharynx and tonsils	1	1	.....	.....	.....	1	.....	.....	.....	.....	.....	.....	.....	.....	.....	.....	.....	.....	.....	.....	.....	.....	.....	.....	.....	.....	.....
116–118	Diseases of the stomach	1	.....	1	.....	.....	.....	.....	.....	.....	.....	1	.....	.....	.....	.....	.....	.....	.....	.....	.....	.....	.....	.....	.....	.....	.....	.....
119	Diarrhœa and enteritis	39	21	18	.....	.....	2	.....	1	1	2	1	2	2	2	2	3	1	.....	4	1	5	5	1	3	1	.....	.....
157	Congenital malformations	95	60	35	5	1	6	.....	2	3	5	1	6	4	8	5	5	4	1	2	6	5	3	.....	6	7	7	3
	(a.) Congenital hydrocephalus	10	5	5	.....	.....	.....	.....	.....	1	2	.....	.....	1	1	.....	.....	.....	.....	1	.....	1	1	.....	1	1	.....	.....
	(d.) Congenital malformations of the heart	43	27	16	1	1	3	.....	1	.....	3	1	2	1	4	3	1	3	1	.....	4	1	1	.....	2	4	4	2
	(b, c, e.) Others under this title	42	28	14	4	.....	3	.....	1	2	.....	.....	4	2	3	2	4	1	.....	1	2	3	1	.....	3	2	3	1
158	Congenital debility	23	9	14	1	1	.....	1	.....	2	.....	3	1	.....	2	1	.....	2	1	.....	.....	1	2	1	1	1	1	1
159	Premature birth	221	136	85	15	7	6	6	15	7	13	10	9	11	14	6	9	6	16	8	12	6	9	4	9	7	9	7
160	Injury at birth	67	39	28	4	4	3	2	6	3	2	2	4	.....	1	2	2	3	2	3	4	4	2	1	5	2	4	2
161	Other diseases peculiar to the first year of life	71	44	27	2	4	5	1	6	1	4	3	4	.....	.....	6	5	1	4	5	1	2	2	1	8	1	3	2
166–168	Homicides	1	.....	1	.....	.....	.....	.....	.....	.....	.....	.....	.....	1	.....	.....	.....	.....	.....	.....	.....	.....	.....	.....	.....	.....	.....	.....
169–195, 197	Other violent deaths	8	5	3	.....	1	.....	.....	.....	.....	.....	.....	.....	.....	.....	.....	1	1	1	1	1	.....	2	.....	.....	.....	.....	.....
	Other specified causes	22	15	7	5	.....	1	.....	.....	1	1	1	1	2	1	1	2	.....	1	1	.....	1	1	.....	.....	.....	2	.....
199, 200	Ill-defined and unknown causes of death	18	9	9	.....	2	.....	1	.....	1	.....	1	1	.....	3	1	2	3	1	.....	1	.....	.....	.....	1	.....	.....	.....

TABLE 17.—DEATHS OF CHILDREN (EXCLUSIVE OF STILL-BIRTHS) FROM CERTAIN SPECIFIED CAUSES IN FIRST YEAR OF LIFE, BY SEX AND AGE AT DEATH, BRITISH COLUMBIA, BY PLACE OF RESIDENCE, 1944.

Int. List No.	CAUSES OF DEATH.	TOTAL UNDER 1 YEAR.			AGE AT DEATH. Under 1 Day.		1 Day and under 1 Week.		1 Week and under 2 Weeks.		2 Weeks and under 3 Weeks.		3 Weeks and under 1 Month.		1 Month and under 2 Months.		2 Months and under 3 Months.		3 Months and under 4 Months.		4 Months and under 5 Months.		5 Months and under 6 Months.		6 Months and under 7 Months.		7 Months and under 8 Months.		8 Months and under 9 Months.		9 Months and under 10 Months.		10 Months and under 11 Months.		11 Months and under 12 Months.	
		T'l.	M.	F.	M.	F.	M.	F.	M.	F.	M.	F.	M.	F.	M.	F.	M.	F.	M.	F.	M.	F.	M.	F.	M.	F.	M.	F.	M.	F.	M.	F.	M.	F.	M.	F.	M.	F.
	All causes	767	445	322	129	83	83	62	30	15	18	12	12	7	26	24	29	26	21	18	22	11	19	15	15	8	9	11	8	7	8	7	7	10	9	6
6	Cerebrospinal meningitis	2	2																								1								1	
9	Whooping-cough	8	3	5												1	1	1			1		1			1						1		1		
13	Tuberculosis of the respiratory system	4	3	1														1							1								1		1	
14–22	Tuberculosis, other forms	6	6														1						1						2				2			
27	Dysentery	3	2	1													1			1							1									
30	Syphilis	5	2	3	2	1				1								1																		
33	Influenza	22	9	13					1					1	1	2	2	1	1	4	1	1	1			1	1			1	1			1		1
35	Measles	1	1																						1											
64	Diseases of the thymus gland	28	16	12	1			1	3			1			2	3	4	3	2	1	1	1	2	2			1									
81	Meningitis (non-meningococcal)	5	3	2			1									1	1				1													1		
86	Convulsions	2	1	1																			1	1												
89	Diseases of the ear and of the mastoid process	3	3												1								1										1			
106	Bronchitis	3	2	1															1	1			1													
107	Bronchopneumonia	56	28	28			1	1	1		1		1	1	3	3	4	7	5	2	3	2	2	2	2	1	1	2		2	1	1	1	3	2	1
108, 109	Pneumonia	52	25	27					1	1	1			1	5	3	3	4	3	3	4	2	3	5	1	1		2	2	3	1	2			1	
115	Diseases of the buccal cavity and annexa, and of the pharynx and tonsils	1	1												1																					
116–118	Diseases of the stomach	1		1												1																				
119	Diarrhœa and enteritis	39	21	18			2		1	1		1	1	1	3	2	2	3	2		2	1		2	5	3	1	2	2					1		1
157	Congenital malformations	95	60	35	8	5	10	10	5	2	8	3	2	1	3	2	4	2	3	3	7	3	2	1	1	1					3	1	1	1	3	
	(a.) Congenital hydrocephalus	10	5	5	1		1	1	1			1	1				1			1												1		1		
	(d.) Congenital malformations of the heart	43	27	16	4	4	6	5	2	1	3	1	1	1			1		2	1	4	2	1	1	1						1				1	
	(b, c, e.) Others under this title	42	28	14	3	1	3	4	2	1	5	1			3	2	2	2	1	1	3	1	1			1					2		1		2	
158	Congenital debility	23	9	14		3	2	3	1	1	1	1	1	1	2	1	1	1		2	1							1								
159	Premature birth	221	136	85	79	49	35	28	11	3	6	3	1		3	2											1									
160	Injury at birth	67	39	28	23	15	15	12	1	1																										
161	Other diseases peculiar to the first year of life	71	44	27	13	8	17	7	5	4		3	3	1			2	2				1		1	2		1								1	
166–168	Homicides	1		1		1																														
169–195, 197	Other violent deaths	8	5	3									1		1	1	1			1			1		1			1								
	Other specified causes	22	15	7	1								1		1	1	1		4		1		2				1	2	2	1	1	1		1		1
199, 200	Ill-defined and unknown causes of death	18	9	9	2	1				1	1		1			1	1						1	1	1			1			1	1	1	1		2

TABLE 18.—TOTAL DEATHS (EXCLUSIVE OF STILL-BIRTHS) AND DEATHS IN INSTITUTIONS, SHOWING THE NUMBER NON-RESIDENT IN BRITISH COLUMBIA, BY PLACE OF RESIDENCE AND PLACE OF OCCURRENCE, 1944.

ALL DEATHS.

PROVINCE.	Place of Occurrence.	Residence elsewhere.		Deaths of Residents occurring elsewhere.		Place of Residence.
		In Canada.	In United States.	In Canada.	In United States.	
British Columbia	9,762	164	48	118	29	9,697
DEATHS IN INSTITUTIONS.						
British Columbia	5,860	76	14	59	17	5,846

TABLE 19.—TOTAL DEATHS (EXCLUSIVE OF STILL-BIRTHS) AND DEATHS IN INSTITUTIONS, CLASSIFIED ACCORDING TO RESIDENCE OF DECEDENTS, IN CITIES OF 5,000 POPULATION AND OVER, BRITISH COLUMBIA, BY PLACE OF RESIDENCE AND PLACE OF OCCURRENCE, 1944.

ALL DEATHS.

CITIES.	Place of Occurrence.	Residence elsewhere.		Deaths of Residents occurring elsewhere.		Place of Residence.
		In Canada.	In United States.	In Canada.	In United States.	
Kamloops	148	61	....	18	....	105
Kelowna	89	37	....	13	1	66
Nanaimo	176	58	....	21	....	139
Nelson	94	27	....	16	....	83
New Westminster	514	305	....	44	1	254
North Vancouver	156	48	....	41	....	149
Prince Rupert	103	33	3	11	....	78
Trail	92	26	1	14	....	79
Vancouver	3,664	551	11	319	13	3,434
Vernon	70	47	....	7	....	30
Victoria	1,052	349	....	77	2	782
DEATHS IN INSTITUTIONS.						
Kamloops	123	60	....	14	....	77
Kelowna	64	33	....	8	1	40
Nanaimo	137	54	....	13	....	96
Nelson	78	26	....	13	....	65
New Westminster	439	296	....	36	1	180
North Vancouver	112	44	....	29	....	97
Prince Rupert	68	26	1	8	....	49
Trail	72	22	1	8	....	57
Vancouver	2,358	493	4	224	9	2,094
Vernon	51	46	....	4	....	9
Victoria	816	328	....	62	1	551

TABLE 20.—DEATHS (EXCLUSIVE OF STILL-BIRTHS) BY SINGLE YEARS OF AGE AND BY AGE-GROUPS, BRITISH COLUMBIA, BY PLACE OF RESIDENCE, 1944.

AGES.	Province.			Vancouver City.			Victoria City.			New Westminster City.			Remainder of Province.		
	Total.	M.	F.	Total.	M.	F.	Total.	M.	F.	Total.	M.	F.	Total.	M.	F.
All ages	9,697	6,003	3,694	3,434	2,136	1,298	782	440	342	254	147	107	5,227	3,280	1,947
Under 1 year	767	445	322	168	112	56	36	22	14	17	7	10	546	304	242
1 year	77	43	34	13	8	5	2	2	.....	1	1	.....	61	32	29
2 years	60	34	26	8	5	3	2	2	.....	1	1	.....	49	26	23
3 ,,	33	21	12	6	4	2	.....	.....	.....	.....	.....	.....	27	17	10
4 ,,	24	10	14	6	1	5	1	.....	1	1	1	.....	16	8	8
Total under 5 years	961	553	408	201	130	71	41	26	15	20	10	10	699	387	312
5 years	21	11	10	2	.....	2	.....	.....	.....	1	.....	1	18	11	7
6 ,,	18	7	11	4	4	.....	1	.....	1	.....	.....	.....	13	3	10
7 ,,	21	15	6	6	5	1	.....	.....	.....	1	1	.....	14	9	5
8 ,,	11	5	6	1	1	.....	1	.....	1	.....	.....	.....	9	4	5
9 ,,	14	9	5	1	1	.....	1	1	.....	.....	.....	.....	12	7	5
Total 5–9 years	85	47	38	14	11	3	3	1	2	2	1	1	66	34	32
10 years	7	3	4	2	.....	2	.....	.....	.....	.....	.....	.....	5	3	2
11 ,,	13	2	11	.....	.....	.....	1	.....	1	.....	.....	.....	12	2	10
12 ,,	18	11	7	1	1	.....	.....	.....	.....	.....	.....	.....	17	10	7
13 ,,	18	6	12	3	1	2	1	.....	1	.....	.....	.....	14	5	9
14 ,,	17	10	7	2	1	1	.....	.....	.....	.....	.....	.....	15	9	6
Total 10–14 years	73	32	41	8	3	5	2	.....	2	.....	.....	.....	63	29	34
15 years	16	12	4	5	4	1	.....	.....	.....	.....	.....	.....	11	8	3
16 ,,	19	13	6	5	4	1	.....	.....	.....	.....	.....	.....	14	9	5
17 ,,	23	14	9	5	3	2	1	1	.....	.....	.....	.....	17	10	7
18 ,,	22	13	9	4	4	.....	1	1	.....	.....	.....	.....	17	8	9
19 ,,	36	24	12	8	5	3	.....	.....	.....	.....	.....	.....	28	19	9
Total 15–19 years	116	76	40	27	20	7	2	2	.....	.....	.....	.....	87	54	33
20 years	35	23	12	9	4	5	.....	.....	.....	.....	.....	.....	26	19	7
21 ,,	36	24	12	10	6	4	2	2	.....	.....	.....	.....	24	16	8
22 ,,	26	14	12	10	5	5	1	1	.....	.....	.....	.....	15	8	7
23 ,,	35	20	15	7	5	2	4	2	2	1	.....	1	23	13	10
24 ,,	36	18	18	6	3	3	4	1	3	.....	.....	.....	26	14	12
Total 20–24 years	168	99	69	42	23	19	11	6	5	1	.....	1	114	70	44
25 years	21	8	13	7	3	4	1	.....	1	2	.....	2	11	5	6
26 ,,	23	12	11	2	1	1	1	1	.....	1	.....	1	19	10	9
27 ,,	32	18	14	7	2	5	4	1	3	1	1	.....	20	14	6
28 ,,	34	25	9	12	8	4	1	1	.....	.....	.....	.....	21	16	5
29 ,,	47	26	21	13	6	7	1	.....	1	1	.....	1	32	20	12
Total 25–29 years	157	89	68	41	20	21	8	3	5	5	1	4	103	65	38

TABLE 20.—DEATHS (EXCLUSIVE OF STILL-BIRTHS) BY SINGLE YEARS OF AGE AND BY AGE-GROUPS, BRITISH COLUMBIA, BY PLACE OF RESIDENCE, 1944—*Continued.*

AGES.	Province.			Vancouver City.			Victoria City.			New Westminster City.			Remainder of Province.		
	Total.	M.	F.	Total.	M.	F.	Total.	M.	F.	Total.	M.	F.	Total.	M.	F.
30 years	33	18	15	10	4	6	1	1	.....	.....	.....	.....	22	13	9
31 ,,	38	22	16	13	4	9	2	1	1	.....	.....	.....	23	17	6
32 ,,	38	21	17	17	8	9	1	1	.....	1	1	.....	19	11	8
33 ,,	31	14	17	9	1	8	4	4	.....	.....	.....	.....	18	9	9
34 ,,	36	16	20	11	6	5	2	.....	2	4	.....	4	19	10	9
Total 30–34 years	176	91	85	60	23	37	10	7	3	5	1	4	101	60	41
35 years	30	16	14	8	6	2	2	.....	2	2	1	1	18	9	9
36 ,,	33	15	18	8	6	2	3	.....	3	3	1	2	19	8	11
37 ,,	38	20	18	10	5	5	3	2	1	3	2	1	22	11	11
38 ,,	40	19	21	16	9	7	.....	.....	.....	1	1	.....	23	9	14
39 ,,	37	22	15	18	10	8	.....	.....	.....	1	.....	1	18	12	6
Total 35–39 years	178	92	86	60	36	24	8	2	6	10	5	5	100	49	51
40 years	41	25	16	14	12	2	5	3	2	.....	.....	.....	22	10	12
41 ,,	35	23	12	8	6	2	3	2	1	.....	.....	.....	24	15	9
42 ,,	40	24	16	14	9	5	3	1	2	.....	.....	.....	23	14	9
43 ,,	51	33	18	19	12	7	3	3	.....	1	1	.....	28	17	11
44 ,,	53	33	20	12	7	5	9	5	4	3	.....	3	29	21	8
Total 40–44 years	220	138	82	67	46	21	23	14	9	4	1	3	126	77	49
45 years	52	34	18	23	19	4	4	3	1	2	.....	2	23	12	11
46 ,,	51	32	19	26	15	11	6	4	2	2	2	.....	17	11	6
47 ,,	55	32	23	21	10	11	5	3	2	2	1	1	27	18	9
48 ,,	83	56	27	33	22	11	7	3	4	2	2	.....	41	29	12
49 ,,	62	37	25	18	10	8	7	3	4	3	2	1	34	22	12
Total 45–49 years	303	191	112	121	76	45	29	16	13	11	7	4	142	92	50
50 years	88	53	35	38	23	15	5	4	1	.....	.....	.....	45	26	19
51 ,,	90	56	34	41	24	17	7	3	4	.....	.....	.....	42	29	13
52 ,,	95	61	34	45	28	17	1	1	.....	3	3	.....	46	29	17
53 ,,	94	55	39	40	26	14	6	4	2	2	1	1	46	24	22
54 ,,	98	70	28	39	25	14	4	2	2	.....	.....	.....	55	43	12
Total 50–54 years	465	295	170	203	126	77	23	14	9	5	4	1	234	151	83
55 years	133	96	37	61	46	15	8	5	3	1	1	.....	63	44	19
56 ,,	141	99	42	58	43	15	10	7	3	3	2	1	70	47	23
57 ,,	185	123	62	95	61	34	13	11	2	5	2	3	72	49	23
58 ,,	189	131	58	87	67	20	13	7	6	3	2	1	86	55	31
59 ,,	169	118	51	80	61	19	15	7	8	6	4	2	68	46	22
Total 55–59 years	817	567	250	381	278	103	59	37	22	18	11	7	359	241	118
60 years	206	139	67	81	46	35	16	12	4	4	2	2	105	79	26
61 ,,	166	118	48	66	52	14	11	7	4	3	2	1	86	57	29
62 ,,	218	157	61	100	71	29	11	8	3	6	6	.....	101	72	29
63 ,,	219	143	76	100	66	34	15	7	8	9	5	4	95	65	30
64 ,,	245	165	80	102	72	30	18	10	8	7	3	4	118	80	38
Total 60–64 years	1,054	722	332	449	307	142	71	44	27	29	18	11	505	353	152

65 years	230	157	73	86	58	28	15	9	6	6	3	3	123	87	36
66 ,,	239	148	91	99	66	33	20	9	11	8	6	2	112	67	45
67 ,,	239	169	70	84	65	19	21	14	7	5	4	1	129	86	43
68 ,,	235	170	65	98	74	24	14	10	4	5	5	.....	118	81	37
69 ,,	241	152	89	98	63	35	13	10	3	8	3	5	122	76	46
Total 65–69 years	1,184	796	388	465	326	139	83	52	31	32	21	11	604	397	207
70 years	232	148	84	96	59	37	16	9	7	5	3	2	115	77	38
71 ,,	233	161	72	80	43	37	20	16	4	8	7	1	125	95	30
72 ,,	238	154	84	94	58	36	17	13	4	3	1	2	124	82	42
73 ,,	267	162	105	96	60	36	28	18	10	7	5	2	136	79	57
74 ,,	253	158	95	81	47	34	31	15	16	6	4	2	135	92	43
Total 70–74 years	1,223	783	440	447	267	180	112	71	41	29	20	9	635	425	210
75 years	212	136	76	83	50	33	19	11	8	9	8	1	101	67	34
76 ,,	241	154	87	72	39	33	28	16	12	7	4	3	134	95	39
77 ,,	214	133	81	69	40	29	31	17	14	3	2	1	111	74	37
78 ,,	238	143	95	74	45	29	25	12	13	7	5	2	132	81	51
79 ,,	199	115	84	68	39	29	19	8	11	12	6	6	100	62	38
Total 75–79 years	1,104	681	423	366	213	153	122	64	58	38	25	13	578	379	199
80 years	192	112	80	69	34	35	14	5	9	5	3	2	104	70	34
81 ,,	164	92	72	57	33	24	16	9	7	4	2	2	87	48	39
82 ,,	163	91	72	56	31	25	24	9	15	4	3	1	79	48	31
83 ,,	135	69	66	54	29	25	19	8	11	5	3	2	57	29	28
84 ,,	154	85	69	59	22	37	16	12	4	4	2	2	75	49	26
Total 80–84 years	808	449	359	295	149	146	89	43	46	22	13	9	402	244	158
85 years	104	50	54	32	12	20	16	6	10	7	2	5	49	30	19
86 ,,	101	51	50	37	19	18	14	7	7	4	.....	4	46	25	21
87 ,,	95	46	49	32	15	17	9	3	6	3	.....	3	51	28	23
88 ,,	64	38	26	17	13	4	8	3	5	1	1	.....	38	21	17
89 ,,	49	29	20	13	4	9	8	5	3	1	1	.....	27	19	8
Total 85–89 years	413	214	199	131	63	68	55	24	31	16	4	12	211	123	88
90 years	47	27	20	11	5	6	7	4	3	2	2	.....	27	16	11
91 ,,	37	15	22	12	5	7	7	1	6	1	.....	1	17	9	8
92 ,,	25	12	13	12	3	9	2	2	.....	.....	.....	.....	11	7	4
93 ,,	21	10	11	5	1	4	3	1	2	.....	.....	.....	13	8	5
94 ,,	15	8	7	6	2	4	3	2	1	1	1	.....	5	3	2
Total 90–94 years	145	72	73	46	16	30	22	10	12	4	3	1	73	43	30
95 years	16	6	10	6	2	4	4	2	2	.....	.....	.....	6	2	4
96 ,,	6	.....	6	2	.....	2	1	.....	1	1	.....	1	2	.....	2
97 ,,	8	3	5	1	1	.....	2	.....	2	.....	.....	.....	5	2	3
98 ,,	1	.....	1	.....	.....	.....	.....	.....	.....	.....	.....	.....	1	.....	1
99 ,,	3	1	2	1	.....	1	.....	.....	.....	1	1	.....	1	.....	1
Total 95–99 years	34	10	24	10	3	7	7	2	5	2	1	1	15	4	11
100 years and over	12	5	7	.....	.....	.....	1	1	.....	1	1	.....	10	3	7
Not stated	1	1	.....	.....	.....	.....	1	1	.....	.....	.....	.....	.....	.....	.....

TABLE 21.—DEATHS (EXCLUSIVE OF STILL-BIRTHS) CLASSIFIED ACCORDING TO RACIAL ORIGIN OF DECEDENTS, BRITISH COLUMBIA, BY PLACE OF RESIDENCE, 1944.

RACIAL ORIGIN.	Province.			Vancouver City.			Victoria City.			New Westminster City.			Remainder of Province.		
	Total.	M.	F.	Total.	M.	F.	Total.	M.	F.	Total.	M.	F.	Total.	M.	F.
British	6,641	3,974	2,667	2,517	1,467	1,050	657	350	307	203	111	92	3,264	2,046	1,218
English	3,571	2,116	1,455	1,259	734	525	421	222	199	101	56	45	1,790	1,104	686
Irish	1,093	653	440	419	238	181	88	45	43	41	22	19	545	348	197
Scottish	1,843	1,122	721	780	461	319	134	76	58	60	33	27	869	552	317
Other	134	83	51	59	34	25	14	7	7	1	.....	1	60	42	18
European	1,623	1,080	543	481	332	149	53	27	26	39	26	13	1,050	695	355
Austrian	37	24	13	13	8	5	1	.....	1	.....	.....	.....	23	16	7
Bulgarian	.....	.....	.....	.....	.....	.....	.....	.....	.....	.....	.....	.....	.....	.....	.....
Czech and Slovak	23	12	11	6	2	4	.....	.....	.....	1	1	.....	16	9	7
Danish	45	31	14	16	9	7	2	2	.....	2	2	.....	25	18	7
Finnish	60	43	17	20	16	4	1	1	.....	1	1	.....	38	25	13
French	221	145	76	64	45	19	9	3	6	9	7	2	139	90	49
German	186	119	67	60	39	21	11	4	7	3	3	.....	112	73	39
Greek	14	12	2	6	5	1	2	1	1	.....	.....	.....	6	6	.....
Hungarian	24	18	6	4	2	2	.....	.....	.....	1	1	.....	19	15	4
Icelandic	15	10	5	6	4	2	.....	.....	.....	1	1	.....	8	5	3
Italian	106	74	32	38	24	14	4	4	.....	.....	.....	.....	64	46	18
Lithuanian	6	4	2	1	1	.....	1	1	.....	.....	.....	.....	4	2	2
Netherland, Flemish, Walloon	110	68	42	27	17	10	7	4	3	2	2	.....	74	45	29
Norwegian	166	121	45	57	41	16	5	3	2	5	2	3	99	75	24
Polish	76	43	33	27	18	9	3	.....	3	2	1	1	44	24	20
Rumanian	8	7	1	5	4	1	.....	.....	.....	.....	.....	.....	3	3	.....
Russian (races of U.S.S.R.)	188	105	83	35	24	11	1	.....	1	7	3	4	145	78	67
Swedish	229	172	57	67	51	16	4	3	1	3	2	1	155	116	39
Ukrainian*	63	36	27	11	7	4	2	1	1	2	.....	2	48	28	20
Yugoslavic	33	28	5	15	12	3	.....	.....	.....	.....	.....	.....	18	16	2
Other	13	8	5	3	3	.....	.....	.....	.....	.....	.....	.....	10	5	5
Asiatic	487	433	54	225	214	11	61	57	4	7	7	.....	194	155	39
Chinese	351	330	21	210	200	10	56	52	4	6	6	.....	79	72	7
Hindu (East Indian)	24	23	1	7	7	.....	5	5	.....	1	1	.....	11	10	1
Japanese	106	75	31	3	2	1	.....	.....	.....	.....	.....	.....	103	73	30
Syrian	5	5	.....	5	5	.....	.....	.....	.....	.....	.....	.....	.....	.....	.....
Other	1	.....	1	.....	.....	.....	.....	.....	.....	.....	.....	.....	1	.....	1
Indian	585	292	293	5	1	4	1	.....	1	.....	.....	.....	579	291	288
Jewish	21	12	9	18	10	8	.....	.....	.....	.....	.....	.....	3	2	1
Negro	9	5	4	5	4	1	.....	.....	.....	.....	.....	.....	4	1	3
Other races	4	2	2	.....	.....	.....	.....	.....	.....	1	.....	1	3	2	1
Unspecified	327	205	122	183	108	75	10	6	4	4	3	1	130	88	42
All origins	9,697	6,003	3,694	3,434	2,136	1,298	782	440	342	254	147	107	5,227	3,280	1,947

* Including all Ruthenian Russians.

TABLE 22.—DEATHS (EXCLUSIVE OF STILL-BIRTHS) CLASSIFIED ACCORDING TO BIRTHPLACE OF DECEDENTS, BRITISH COLUMBIA, BY PLACE OF RESIDENCE, 1944.

BIRTHPLACE OF DECEDENTS.	PROVINCE AND CITIES.														
	Province.			Vancouver.			Victoria.			New Westminster.			Remainder of Province.		
	Total.	Male.	Female.	Total.	Male.	Female.	Total.	Male.	Female.	Total.	Male.	Female.	Total.	Male.	Female.
Total deaths by sex	9,697	6,003	3,694	3,434	2,136	1,298	782	440	342	254	147	107	5,227	3,280	1,947
Canada—															
Prince Edward Island	58	43	15	23	17	6	4	2	2	.....	.....	.....	31	24	7
Nova Scotia	216	134	82	78	39	39	12	5	7	9	5	4	117	85	32
New Brunswick	128	70	58	65	35	30	7	5	2	4	2	2	52	28	24
Quebec	177	113	64	76	49	27	10	1	9	8	6	2	83	57	26
Ontario	1,367	831	536	589	339	250	98	54	44	48	30	18	632	408	224
Manitoba	155	94	61	80	47	33	8	3	5	6	4	2	61	40	21
Saskatchewan	111	65	46	34	17	17	6	3	3	6	4	2	65	41	24
Alberta	106	57	49	28	15	13	5	3	2	2	.....	2	71	39	32
British Columbia	1,849	1,022	827	366	214	152	98	54	44	40	21	19	1,345	733	612
Province unspecified	45	37	8	8	8	.....	3	2	1	.....	.....	.....	34	27	7
British Isles—															
England	2,167	1,303	864	778	468	310	272	146	126	50	26	24	1,067	663	404
Ireland	280	186	94	111	77	34	28	16	12	11	6	5	130	87	43
Scotland	811	484	327	370	210	160	67	38	29	25	12	13	349	224	125
Wales	75	45	30	36	19	17	7	3	4	.....	.....	.....	32	23	9
Other	33	23	10	16	10	6	4	3	1	.....	.....	.....	13	10	3
British Possessions—															
Newfoundland	48	27	21	23	10	13	10	5	5	2	2	.....	13	10	3
Other	112	73	39	37	24	13	21	13	8	1	1	.....	53	35	18
Europe—															
Austria	41	27	14	11	6	5	2	.....	2	.....	.....	.....	28	21	7
Belgium	18	12	6	6	3	3	2	.....	2	.....	.....	.....	10	9	1
Czechoslovakia	21	14	7	5	2	3	.....	.....	.....	1	1	.....	15	11	4
Denmark	33	26	7	12	7	5	1	1	.....	1	1	.....	19	17	2
Finland	52	39	13	19	16	3	1	1	.....	1	1	.....	31	21	10
France	28	17	11	7	5	2	1	.....	1	1	1	.....	19	11	8
Germany	60	44	16	25	19	6	4	2	2	.....	.....	.....	31	23	8
Hungary	14	12	2	2	2	.....	.....	.....	.....	1	1	.....	11	9	2
Italy	76	54	22	26	18	8	2	2	.....	.....	.....	.....	48	34	14
Netherlands	16	9	7	6	4	2	2	.....	2	.....	.....	.....	8	5	3
Norway	114	90	24	42	35	7	5	3	2	3	1	2	64	51	13
Poland	67	45	22	21	16	5	1	.....	1	2	1	1	43	28	15
Rumania	15	12	3	8	7	1	.....	.....	.....	.....	.....	.....	7	5	2
Russia (U.S.S.R.)	165	88	77	38	22	16	2	.....	2	3	1	2	122	65	57
Sweden	174	139	35	54	42	12	5	3	2	3	2	1	112	92	20
Yugoslavia	24	22	2	12	11	1	.....	.....	.....	.....	.....	.....	12	11	1
Other	42	31	11	19	15	4	2	2	.....	.....	.....	.....	21	14	7
Asia—															
China	338	326	12	203	197	6	55	51	4	6	6	.....	74	72	2
Japan	84	58	26	4	2	2	1	.....	1	.....	.....	.....	79	56	23
Other	3	3	.....	2	2	.....	.....	.....	.....	.....	.....	.....	1	1	.....
United States	503	272	231	173	89	84	33	17	16	16	10	6	281	156	125
Other American countries	3	2	1	2	1	1	.....	.....	.....	.....	.....	.....	1	1	.....
Other countries	6	4	2	2	1	1	.....	.....	.....	1	.....	1	3	3	.....
Unspecified	62	50	12	17	16	1	3	2	1	3	2	1	39	30	9

TABLE 23.—DEATHS (EXCLUSIVE OF STILL-BIRTHS) CLASSIFIED ACCORDING TO BIRTHPLACES OF PARENTS OF DECEDENTS, BRITISH COLUMBIA, 1944.

Detailed information under this heading may be secured on request, if reason sufficiently URGENT.

TABLE 24.—CAUSES OF DEATH BY SEX AND AGE, BRITISH COLUMBIA, BY PLACE OF RESIDENCE, 1944.

Int. List No.	CAUSES OF DEATH.	TOTAL.	AGES. Under 1 Year.	1 Year.	2 Years.	3 Years.	4 Years.	5–9 Yrs.	10–14 Yrs.	15–19 Yrs.	20–24 Yrs.	25–29 Yrs.	30–34 Yrs.	35–39 Yrs.	40–44 Yrs.	45–49 Yrs.	50–54 Yrs.	55–59 Yrs.	60–64 Yrs.	65–69 Yrs.	70–74 Yrs.	75–79 Yrs.	80–84 Yrs.	85–89 Yrs.	90–94 Yrs.	95–99 Yrs.	100 Years and over.	Not stated.
	Deaths, all causes ....Total	9697	767	77	60	33	24	85	73	116	168	157	176	178	220	303	465	817	1054	1184	1223	1104	808	413	145	34	12	1
	,, ...M.	6003	445	43	34	21	10	47	32	76	99	89	91	92	138	191	295	567	722	796	783	681	449	214	72	10	5	1
	,, ...F.	3694	322	34	26	12	14	38	41	40	69	68	85	86	82	112	170	250	332	388	440	423	359	199	73	24	7	
	Class I. Infectious and parasitic diseases ....Total	801	52	20	21	12	5	30	27	37	45	46	48	41	45	36	57	64	59	48	40	33	19	14	2			
	,, ...M.	495	29	9	13	8	2	17	10	15	21	21	21	22	31	26	46	48	48	40	27	21	12	7	1			
	,, ...F.	306	23	11	8	4	3	13	17	22	24	25	27	19	14	10	11	16	11	8	13	12	7	7	1			
1	Typhoid fever ....M.	3											1		1								1					
	,, ...F.	1																		1								
2	Paratyphoid fever ....M.	1						1																				
6	Cerebrospinal meningitis ....M.	6	2	1								2			1													
	,, ...F.	2				1						1																
8	Scarlet fever ....M.	2						1	1																			
9	Whooping-cough ....M.	3	3																									
	,, ...F.	7	5	2																								
10	Diphtheria ....M.	1						1																				
13–	Tuberculosis ....M.	322	9	8	9	5	2	11	9	14	18	18	18	21	22	21	30	26	29	25	15	11		1				
22	,, ...F.	195	1	3	5	3	3	12	15	21	23	23	22	14	9	8	7	12	5	2	6	1						
13	Tuberculosis of the respiratory system ....M.	276	3	6	4	3	2	5	9	10	17	16	18	20	13	19	29	24	29	22	15	11		1				
	,, ...F.	167	1	2	3		2	8	11	19	21	23	21	12	9	8	7	9	3	1	6	1						
	(a.) With mention of occupational diseases of lungs..M.	18											1	1	2	1	5	4	2	1	1							
	(b.) Without mention of occupational diseases of lungs ....M.	234	2	3	1	2	2	4	8	10	17	15	14	19	10	18	22	19	24	18	14	11		1				
	Ditto ....F.	146	1	1	2		2	5	11	17	20	21	19	12	7	5	5	8	3	1	5	1						
	(c.) Unspecified site ....M.	13	1	3	3	1		1	1								1		1	1								
	,, ...F.	13		1	1			3		2	1	1	1		1	1					1							
	(d.) With mention of dementia præcox ....M.	11										1	3		1		1	1	2	2								
	,, ...F.	8										1	1		1	2	2	1										
14	Tuberculosis of the meninges and central nervous system ....M.	19	4	2	3	2		4		1		1			1		1											
	Ditto ....F.	12		1	1	2	1	2	4	1																		
15	Tuberculosis of the intestines and peritoneum ....M.	5	1					1							2			1										
	,, ...F.	8			1									2				3	2									
16	Tuberculosis of the vertebral column ....M.	4						1		1					1					1								
	,, ...F.	1																		1								
17	Tuberculosis of other bones and joints ....M.	3													2					1								
	(a.) Bones ....M.	2													1					1								
	(b.) Joints ....M.	1													1													
19	Tuberculosis of the lymphatic system (bronchial, mesenteric, mediastinal, and retroperitoneal glands excepted) ....M.	2			1							1																
20	Tuberculosis of the genito-urinary system ....M.	2													2													
21	Tuberculosis of other organs ....M.	3								1				1						1								
22	Disseminated tuberculosis ....M.	8	1		1					1	1				1	2		1										
	,, ...F.	7				1		2		1	2		1															
	(a.) Acute generalized miliary ....M.	5			1					1					1	2												
	,, ...F.	6				1		2		1	1		1															

	(b.) Other and unspecified generalized	M.	3	1							1							1										
	,,	F.	1								1																	
24	Purulent infection and septicæmia	M.	3					1										1		1								
	,,	F.	3												1					1	1							
26	Other diseases due to bacteria	M.	1													1												
27	Dysentery	M.	3	2			1																					
	,,	F.	2	1															1									
28	Malaria	M.	1																1									
30	Syphilis	M.	59	2									1	1	4	3	9	14	11	7	4	3						
	,,	F.	19	3						1	1		1	2	1	2	1	1	1	3	1	1						
	(a.) Locomotor ataxia (tabes dorsalis)	M.	5															1	2		1	1						
	(b.) General paralysis of the insane	M.	22										1	1	3	1	4	3	5	3	1							
	,,	F.	4													1	1		1	1								
	(c.) Other syphilis of the central nervous system	M.	5													2	2					1						
	,,	F.	1										1															
	(d.) Others under this title	M.	27	2											1		3	10	4	4	2	1						
	,,	F.	14	3						1	1			2	1	1		1		2	1	1						
32	Other diseases due to spirochætes	M.	3														1		1				1					
	,,	F.	1																	1								
33	Influenza	M.	73	9		4	2		1		1	2			2	1	4	5	5	7	8	6	9	6	1			
	,,	F.	65	13	4	2			1	1				4	1	3		2	3	3		5	9	6	7	1		
	(a.) With respiratory complications	M.	55	5		2	1				1	1				2	1	4	3	5	6	8	4	8	4			
	,,	F.	51	8	2	2								4	1	2		2	2	3		5	9	5	5	1		
	(b.) Without respiratory complications	M.	18	4		2	1		1			1							2		1		2	1	2	1		
	,,	F.	14	5	2				1	1						1			1					1	2			
35	Measles	M.	2	1										1														
	,,	F.	2		1	1																						
36	Acute poliomyelitis and polioencephalitis	M.	1						1																			
	,,	F.	1							1																		
37	Acute infectious encephalitis	M.	1														1											
	,,	F.	1		1																							
38	Other diseases due to filterable viruses	M.	2	1																			1					
	(c.) Chicken-pox	M.	1	1																								
	(d.) Others under this title	M.	1																				1					
43	Mycoses	M.	1																1									
44	Other infectious and parastic diseases	M.	7								1	1			1		1	2				1						
	,,	F.	7									1		2			1		1			1	1					
	(b.) Lymphogranulomatosis (Hodgkin's disease)	M.	7								1	1			1		1	2				1						
	,,	F.	7									1		2			1		1			1	1					
	Class II. Cancer and other tumours	Total	1380		1		3	1	1		8	5	9	11	22	35	73	106	180	248	231	212	137	65	27	5		
	,,	M.	753		1		2	1	1		5	4	3	5	6	9	32	42	101	146	145	117	82	35	14	2		
	,,	F.	627				1				3	1	6	6	16	26	41	64	79	102	86	95	55	30	13	3		
45–55	Cancer and other malignant tumours	M.	741				1	1	1		5	3	3	5	6	9	32	42	99	144	145	114	80	35	14	2		
	,,	F.	609								2	1	6	4	14	24	39	61	78	101	85	95	54	30	12	3		
45	Cancer of the buccal cavity and pharynx	M.	36								1					1		1	5	8	6	8	2	3	1			
	,,	F.	5															1	1	1		1		1				
46	Cancer of the digestive organs and peritoneum	M.	432								1	1	1	1	4	4	21	27	60	88	95	65	40	17	7			
	,,	F.	262									1	2		6	6	14	15	31	42	36	53	32	15	8	1		
	(a.) Oesophagus	M.	17														2	2	1	2	7	3						
	,,	F.	8													1	1		2	1		2	1					
	(b.) Stomach	M.	188										1		2	2	8	11	27	46	41	23	19	4	4			
	,,	F.	79												4	1	4	6	6	15	13	15	9	5	1			
	(c.) Duodenum	F.	1																			1						
	(d.) Rectum and anus	M.	64												1		1	3	9	9	17	9	10	5				
	,,	F.	28													1	1	1	5	4	2	7	4	2	1			
	(e.) Intestines	M.	92								1			1	1	2	5	4	14	17	19	16	3	7	2			
	,,	F.	95									1	1		1	2	5	6	10	14	10	20	14	5	5	1		

TABLE 24.—CAUSES OF DEATH BY SEX AND AGE, BRITISH COLUMBIA, BY PLACE OF RESIDENCE, 1944—*Continued.*

Int. List No.	CAUSES OF DEATH.	TOTAL.	AGES. Under 1 Year.	1 Year.	2 Years.	3 Years.	4 Years.	5–9 Yrs.	10–14 Yrs.	15–19 Yrs.	20–24 Yrs.	25–29 Yrs.	30–34 Yrs.	35–39 Yrs.	40–44 Yrs.	45–49 Yrs.	50–54 Yrs.	55–59 Yrs.	60–64 Yrs.	65–69 Yrs.	70–74 Yrs.	75–79 Yrs.	80–84 Yrs.	85–89 Yrs.	90–94 Yrs.	95–99 Yrs.	100 Years and over.	Not stated.
	Cancer and other malignant tumours—*Continued.*																											
	Cancer of the digestive organs and peritoneum—*Continued.*																											
	(f.) Liver and biliary passages M.	27														3	1	2	3	4	7	5	1					
	" F.	24														3	1	5	4	3	5	2	1					
	(g.) Pancreas M.	38									1					2	6	4	9	6	7	2		1				
	" F.	23										1		1	1		1	2	4	8	2	2	1					
	(h.) Mesentery and peritoneum M.	5																2	2			1						
	" F.	2																1			1							
	(m.) Other and unspecified sites M.	1																		1								
	" F.	2																					1	1				
47	Cancer of the respiratory system M.	89								1	1		1		2	5	9	17	16	15	14	5	1	2				
	" F.	31													2	3	3	3	7	4	7		1		1			
	(a.) Larynx M.	13														1	1	2	3	3	1		1	1				
	" F.	4																1	2		1							
	(b.) Lung M.	39								1	1					1	3	8	10	5	5	4		1				
	" F.	18														2	2	1	4	3	4		1		1			
	(c.) Mediastinum and other sites M.	37											1		2	3	5	7	3	7	8	1						
	" F.	9													2	1	1	1	1	1	2							
48	Cancer of the uterus F.	93										1	1	3	7	8	12	17	17	13	10	3	1					
	(a.) Cervix F.	32											1		2	3	7	7	9		2		1					
	(b.) Other and unspecified sites F.	61										1		3	5	5	5	10	8	13	8	3						
49	Cancer of other female organs F.	30											1	1		3	6	3	4	4	4	4						
50	Cancer of the breast M.	3																	1			1	1					
	" F.	130										2	2	4	9	8	16	15	19	19	14	10	11	1				
51	Cancer of the male genital organs M.	71											1	2		1		5	9	9	14	20	8	2				
52	Cancer of the urinary organs M.	41														3	3	5	10	5	6	6	2	1				
	" F.	19															3	1	5	5	2	2		1				
	(a.) Kidney M.	16														2	1	2	5	1	1	2	2					
	" F.	3																	1	1		1						
	(b.) Bladder M.	25														1	2	3	5	4	5	4		1				
	" F.	15															3	1	4	4	1	1		1				
	(c.) Other and unspecified sites F.	1																			1							
53	Cancer of the skin M.	12										1			1				3		2	1	2	1	1			
	" F.	2														1	1											
54	Cancer of the brain M.	11						1		1			1				1	4	2	1								
	" F.	7														1	1	2	2	1								
55	Cancer of other and unspecified organs M.	46				1	1			1	1	1	1		1	2	1	3	7	14	5	5	1		1			
	" F.	30								2		1				1	3	5	4	3	4	3	1	2	1			
56	Non-malignant tumours M.	6				1					1							1	1		1	1						
	" F.	13											2	2	1	2	3		1			1		1				
	(a.) Ovary F.	1													1													
	(b.) Uterus F.	6											1	2		1	1		1									
	(d.) Brain and other parts of the central nervous system M.	2																1				1						
	" F.	4											1			1	1					1						
	(e.) Other and unspecified organs M.	4				1					1								1		1							
	" F.	2															1							1				
57	Tumours of undetermined nature M.	6		1														1	1		2	1						
	" F.	5				1				1					1			1		1								

	(c.) Other female genital organs F.	1												1													
	(d.) Brain and other parts of the central nervous system M.	5		1													1			2	1						
	" F.	4				1				1							1		1								
	(e.) Other and unspecified organs M.	1																1									
	Class III. Rheumatism, diseases of nutrition and of the endocrine glands, other general and vitamin deficiency diseases Total	286	32	1			6	7	2	3	7	4	4	4	7	14	28	43	35	42	32	11	3	1			
	Ditto M.	141	19	1			3	1	2		4	2	1	2	3	8	16	20	20	21	15	2	1				
	" F.	145	13				3	6		3	3	2	3	2	4	6	12	23	15	21	17	9	2	1			
58	Acute rheumatic fever M.	5					1								1		1	2									
	" F.	13	1				2	4		2	2		1				1										
	(a.) Acute rheumatic heart conditions M.	5					1								1		1	2									
	" F.	10	1				1	4		1	2		1														
	(b.) Others under this title F.	3					1			1							1										
59	Chronic rheumatism and other rheumatic diseases M.	4										1						1		1	1						
	" F.	3															1				1		1				
61	Diabetes mellitus M.	87					1	1	2		1	1	1			6	12	14	14	18	13	2	1				
	" F.	90						1		1	1		1	1	2	2	7	19	12	19	14	8	1	1			
62	Diseases of the pituitary gland M.	2	1																1								
63	Diseases of the thyroid and parathyroid glands M.	19		1							2			1	2	1	2	3	5	1	1						
	" F.	26						1				2	1	1	2	4	3	4	3	2	2	1					
	(a.) Simple goitre M.	1																	1								
	(b.) Exophthalmic goitre M.	17		1							2			1	2	1	2	3	3	1	1						
	" F.	24						1				2	1		2	4	3	4	3	2	2						
	(c.) Myxœdema and cretinism M.	1																	1								
	" F.	1																				1					
	(d.) Others under this title F.	1												1													
64	Diseases of the thymus gland M.	18	16				1				1																
	" F.	13	12				1																				
65	Diseases of the adrenal glands (Addison's disease) M.	2												1			1										
66	Other general diseases M.	1	1																								
	(b.) Others under this title M.	1	1																								
68	Beriberi M.	1														1											
70	Rickets M.	1	1																								
71	Other vitamin deficiency diseases M.	1																		1							
	Class IV. Diseases of the blood and blood-forming organs Total	59	1	1	2	2	1	1	2		3	1		1	1	2	2	5	8	10	4	4	5				
	Ditto M.	38	1	1	1	2					1	3		1	1	2	1	5	6	5	3	3	2				
	" F.	21			1		1	1	2		2	1					1		2	5	1	1	3				
72	Hæmorrhagic conditions M.	1																	1								
	(a.) Primary purpura M.	1																	1								
73	Anæmias M.	13		1		1											2	2	2	2	2	1					
	" F.	5																2	1		1	1					
	(a.) Pernicious anæmia M.	11															2	2	2	2	2	1					
	" F.	4																2			1	1					
	(b.) Others under this title M.	2		1		1																					
	" F.	1																	1								
74	Leukæmias and aleukæmias M.	19	1		1	1				1	2			1	2		1	3	3	1	1	1					
	" F.	12			1		1	1	2		1					1			3			2					
	(a.) Leukæmias M.	18	1			1				1	2			1	2		1	3	3	1	1	1					
	" F.	12			1		1	1	2		1					1			3			2					
	(b.) Aleukæmias (Hodgkin's disease excepted) M.	1			1																						
75	Diseases of the spleen M.	4									1		1			1	1										
	" F.	4								2									1	1							

TABLE 24.—CAUSES OF DEATH BY SEX AND AGE, BRITISH COLUMBIA, BY PLACE OF RESIDENCE, 1944—*Continued.*

Int. List No.	CAUSES OF DEATH.	TOTAL.	AGES. Under 1 Year.	1 Year.	2 Years.	3 Years.	4 Years.	5–9 Yrs.	10–14 Yrs.	15–19 Yrs.	20–24 Yrs.	25–29 Yrs.	30–34 Yrs.	35–39 Yrs.	40–44 Yrs.	45–49 Yrs.	50–54 Yrs.	55–59 Yrs.	60–64 Yrs.	65–69 Yrs.	70–74 Yrs.	75–79 Yrs.	80–84 Yrs.	85–89 Yrs.	90–94 Yrs.	95–99 Yrs.	100 Years and over.	Not stated.
76	Other diseases of the blood and blood-forming organs ..... M.	1																1										
	Class V. Chronic poisoning and intoxication ..... Total	7											1		3				1	1	1							
	,, ... M.	6											1		3				1		1							
	,, ... F.	1																		1								
77	Alcoholism ..... M.	4											1		1				1		1							
	(a.) Acute alcoholism ..... M.	2											1						1									
	(c.) Others under this title ..... M.	2													1						1							
78	Lead poisoning ..... M.	1													1													
	(b.) Non-occupational ..... M.	1													1													
79	Chronic poisoning by other mineral and organic substances ..... M.	1													1													
	,, ... F.	1																		1								
	(b.) Non-occupational ..... M.	1													1													
	,, ... F.	1																		1								
	Class VI. Diseases of the nervous system and sense organs ..... Total	926	19	5	6	1	2	8	1	7	7	11	8	8	13	23	37	77	104	134	146	133	106	50	15	5		
	Ditto ..... M.	504	12	3	4	1	1	7	1	5	1	3	2	5	6	14	19	43	62	73	89	69	54	23	5	2		
	,, ... F.	422	7	2	2		1	1		2	6	8	6	3	7	9	18	34	42	61	57	64	52	27	10	3		
80	Encephalitis (non-epidemic) ..... M.	4	2					1									1											
	,, ... F.	3	1		1																1							
	(a.) Intracranial abscess ..... M.	2						1									1											
	,, ... F.	1																			1							
	(b.) Others under this title ..... M.	2	2																									
	,, ... F.	2	1		1																							
81	Meningitis (non-meningococcal) ..... M.	14	3	1	1	1		2		2	1	1						2										
	,, ... F.	7	2				1			1				1				1	1									
	(a.) Simple meningitis ..... M.	14	3	1	1	1		2		2	1	1						2										
	,, ... F.	7	2				1			1				1				1	1									
82	Diseases of the medulla and spinal cord ..... M.	13						1								1	2	2	2	2	3							
	,, ... F.	7						1			2	1	1							1		1						
83	Intracranial lesions of vascular origin ..... M.	386	1	1	1							2		2	4	9	10	34	49	60	77	59	49	21	5	2		
	,, ... F.	348	1								2	2	1	1	3	7	15	31	36	54	50	58	49	27	8	3		
	(a.) Cerebral hæmorrhage or effusion ..... M.	152	1	1	1							2		1	2	7	6	15	21	25	28	17	17	6	2			
	,, ... F.	137	1								1	2	1	1	2	4	5	15	14	25	22	18	14	8	3	1		
	(b.) Cerebral embolism and thrombosis ..... M.	13															1		2	6	2	1	1					
	,, ... F.	13														1	1	1	1	3	1	1	2	2				
	(c.) Cerebral softening ..... F.	1															1											
	(d.) Hemiplegia and other paralysis of unspecified origin ..... M.	13												1					2	1	2	3	2	2				
	Ditto ..... F.	8									1							1	2	1		1		2				
	(e.) With mention of arteriosclerosis ..... M.	208													2	2	3	19	24	28	45	38	29	13	3	2		
	,, ... F.	189													1	2	8	14	19	25	27	38	33	15	5	2		
84	Mental disorders and deficiency (general paralysis of the insane excepted) ..... M.	23	2		1		1	1	1	2				1		1		3	1	6	3							

	Ditto ... F.	11	2							1		2	2		1	1	1		1									
	(a.) Schizophrenia (dementia præcox) ... M.	9														1		1		4	2							
	(b.) Others under this title ... M.	14	2		1		1	1	1	2				1				2		2	1							
	,, ... F.	11	2							1		2	2		1	1	1		1									
85	Epilepsy ... M.	8								1			1	1		1		1	2	1								
	,, ... F.	8									2	3	1				1		1									
86	Convulsions (under 5 years of age) ... M.	3	1	1	1																							
	,, ... F.	3	1	1	1																							
87	Other diseases of the nervous system ... M.	41											1		1	1	5	1	7	4	6	10	3	2				
	,, ... F.	30		1									1	1	2		1	2	3	5	5	5	2		2			
	(b.) Neuritis ... M.	2															1	1										
	(c.) Paralysis agitans ... M.	9															1		2	1	2	3						
	,, ... F.	5																	1	1	1	2						
	(d.) Disseminated sclerosis ... M.	29											1		1		3		5	3	4	7	3	2				
	,, ... F.	23												1	2		1	2	2	4	4	3	2		2			
	(e.) Others under this title ... M.	1														1												
	,, ... F.	2		1									1															
88	Diseases of organs of vision ... M.	1																					1					
	,, ... F.	1																			1							
89	Diseases of the ear and of the mastoid process ... M.	11	3					2						1	1	1	1		1				1					
	,, ... F.	4													1	1				1			1					
	(a.) Otitis and other diseases of the ear ... M.	6	3					1								1	1											
	,, ... F.	2													1					1								
	(b.) Diseases of the mastoid process ... M.	5						1						1	1				1				1					
	,, ... F.	2														1							1					
	Class VII. Diseases of the circulatory system ... Total	3109	1					3	3	4	7	10	23	22	36	73	126	269	378	463	520	495	385	195	73	19	4	
	,, ... M.	2024	1							2	1	7	14	11	25	52	91	206	276	326	346	312	205	102	37	7	3	
	,, ... F.	1085						3	3	2	6	3	9	11	11	21	35	63	102	137	174	183	180	93	36	12	1	
90–95	Diseases of the heart ... M.	1901								2	1	7	14	10	25	52	89	195	268	306	325	291	181	91	34	7	3	
	,, ... F.	1016						3	3	2	6	3	8	11	10	20	34	61	95	135	162	172	167	82	32	9	1	
90	Pericarditis (acute rheumatic excluded) ... M.	2																1		1								
	,, ... F.	1														1												
	(b.) Others under this title ... M.	2																1		1								
	,, ... F.	1														1												
91	Acute endocarditis (non-rheumatic) ... M.	11										1	1	2	1		1		1		2	1		1				
	,, ... F.	9						2				2	2						1	2								
	(a.) Bacterial endocarditis (acute, subacute, or unspecified) ... M.	9										1	1	2	1		1				1	1		1				
	Ditto ... F.	8						1				2	2						1	2								
	(b.) Other acute or subacute endocarditis ... M.	2																	1		1							
	(c.) Endocarditis (not specified under 45 years) ... F.	1						1																				
92	Chronic affections of the valves and endocardium ... M.	178								1	1	5	4	2	7	10	6	17	24	21	23	24	20	9	3	1		
	,, ... F.	115							2	1	3	1	3	2	4	5	2	8	13	14	22	20	8	4	3			
	(a.) Specified valvular diseases (rheumatic) ... M.	62									1	4	3	2	3	5	4	5	11	7	6	3	5	2	1			
	,, ... F.	46							2	1	3		2	2	1	4	2	5	4	5	4	7	4					
	(b.) Other specified valvular diseases (non-rheumatic) ... M.	94								1		1	1		4	4	2	11	9	11	15	17	11	5	1	1		
	Ditto ... F.	51										1	1		3			3	7	4	13	11	3	3	2			
	(c.) Unspecified valvular lesions and endocarditis ... M.	22														1		1	4	3	2	4	4	2	1			
	,, ... F.	18														1			2	5	5	2	1	1	1			
93	Diseases of the myocardium ... M.	1091										1	8	5	9	19	43	85	133	170	207	190	120	71	24	4	2	
	,, ... F.	647						1		1	3		3	6	3	10	24	33	52	71	100	109	125	67	29	9	1	
	(a.) Acute myocarditis ... M.	7																	1		1	2	2	1				
	,, ... F.	7									1											2	3	1				
	(b.) Myocarditis (not specified under 45 years) ... M.	4											2		2													
	,, ... F.	5						1					1	1	2													

TABLE 24.—CAUSES OF DEATH BY SEX AND AGE, BRITISH COLUMBIA, BY PLACE OF RESIDENCE, 1944—*Continued.*

Int. List No.	CAUSES OF DEATH.	TOTAL.	AGES. Under 1 Year.	1 Year.	2 Years.	3 Years.	4 Years.	5–9 Yrs.	10–14 Yrs.	15–19 Yrs.	20–24 Yrs.	25–29 Yrs.	30–34 Yrs.	35–39 Yrs.	40–44 Yrs.	45–49 Yrs.	50–54 Yrs.	55–59 Yrs.	60–64 Yrs.	65–69 Yrs.	70–74 Yrs.	75–79 Yrs.	80–84 Yrs.	85–89 Yrs.	90–94 Yrs.	95–99 Yrs.	100 Years and over.	Not stated.
	Diseases of the heart—*Continued.*																											
	Diseases of the myocardium—*Continued.*																											
	(c.) Chronic myocarditis and myocardial degeneration (rheumatic) ....M.	24													1				1	5	8	4	5					
	Ditto ....F.	33									1		1	1		1	2	3	1	5	3	10	3	2				
	(d.) Chronic myocarditis (non-rheumatic) ....M.	834										1	6	5	6	13	31	66	104	125	162	143	88	58	21	3	2	
	,, ...F.	472								1	1		1	4	1	9	20	22	39	52	72	71	101	50	22	5	1	
	(e.) Other myocarditis (not specified) ....M.	222														6	12	19	27	40	36	41	25	12	3	1		
	,, ...F.	130															2	8	12	14	25	26	18	14	7	4		
94	Diseases of the coronary arteries and angina pectoris ....M.	572												1	7	22	39	88	102	110	88	67	34	9	4	1		
	,, ...F.	206												2	2	2	7	18	26	41	34	35	30	9				
	(a.) Diseases of the coronary arteries ....M.	559												1	7	22	37	87	100	108	87	64	32	9	4	1		
	,, ...F.	201												2	2	2	7	17	24	40	34	34	30	9				
	(b.) Angina pectoris ....M.	13															2	1	2	2	1	3	2					
	,, ...F.	5																1	2	1		1						
95	Other diseases of the heart ....M.	47								1			1		1	1		4	8	4	5	9	7	1	3	1	1	
	,, ...F.	38							1					1	1	2	1	2	3	7	6	8	4	2				
	(a.) Functional diseases of the heart (no organic lesion) ....M.	9																			1	3	3		1	1		
	Ditto ....F.	11													1	2				1	2	2	2	1				
	(b.) Other diseases of the heart (rheumatic) ....M.	4											1					1	2									
	,, ...F.	9												1			1	2	2	2				1				
	(c.) Other diseases of the heart (non-rheumatic) ....M.	34								1					1	1		3	6	4	4	6	4	1	2		1	
	,, ...F.	18							1										1	4	4	6	2					
96	Aneurism (heart and aorta excepted) ....M.	29												1			1	4	3	3	7	7	3					
	,, ...F.	8											1						4		1		1	1				
97	Arteriosclerosis (coronary or renal sclerosis or cerebral hæmorrhage excepted) ....M.	73																4	4	12	9	12	19	10	3			
	Ditto ....F.	43																	1	1	10	8	10	9	3	1		
98	Gangrene ....M.	4																		1	2		1					
	,, ...F.	3																1				1		1				
99	Other diseases of the arteries ....M.	5																1	1	1	1		1					
	,, ...F.	9															1			1	1	1	2		1	2		
100	Diseases of the veins ....M.	6															1	1		2		1		1				
	,, ...F.	4													1			1	2									
101	Diseases of the lymphatic system ....M.	1	1																									
102	High blood-pressure (idiopathic) ....M.	5																1		1	2	1						
	,, ...F.	2														1						1						
	Class VIII. Diseases of the respiratory system ....Total	540	113	13	7	4	1	3	5	5	4	3	7	5	11	18	22	29	45	53	49	54	42	26	16	4	1	
	,, ...M.	338	57	9	2	3	1	2	5	3	3	2	4	3	7	10	12	21	37	41	31	30	29	17	8	1		
	,, ...F.	202	56	4	5	1		1		2	1	1	3	2	4	8	10	8	8	12	18	24	13	9	8	3	1	
104	Diseases of the nasal fossæ and accessory sinuses ....M.	2									1								1									
	,, ...F.	1								1																		
105	Diseases of the larynx ....M.	1		1																								
	,, ...F.	1				1																						

106	Bronchitis ... M.	19	2	1		1										1	3	2	2	3			2	1	1			
	,, ... F.	9	1									1		1				1			1		2		1		1	
	(a.) Acute ... M.	5	2			1											1		1									
	,, ... F.	2	1																								1	
	(b.) Chronic ... M.	13		1												1	2	2	1	3			1	1	1			
	,, ... F.	5										1		1							1		1		1			
	(c.) Unspecified ... M.	1																					1					
	,, ... F.	2																1					1					
107	Bronchopneumonia ... M.	141	28	3	1	1	1		3	3	1		2	1	2	1	1	7	10	13	12	19	17	11	3	1		
	,, ... F.	78	28		2							1		1	1	1	1	2	2	5	10	13	4	4		3		
108	Lobar pneumonia ... M.	85	8	2		1		2					1	2	2	4	7	5	10	15	14	7	4		1			
	,, ... F.	47	9	3	2					1	1		1	1	1	1	3	2	3	5	3	4	3	2	2			
109	Pneumonia (unspecified) ... M.	43	17	2	1				1			1						2	2	5	2	1	4	3	2			
	,, ... F.	41	18	1									1		1	1	3		2		2	3	4	3	2			
110	Pleurisy ... M.	15	2									1	1			2			5	2	1	1						
	,, ... F.	4						1								2					1							
	(a.) Empyema ... M.	13	2										1			2			5	1	1	1						
	,, ... F.	3						1								1					1							
	(b.) Others under this title ... M.	2										1								1								
	,, ... F.	1														1												
111	Hæmorrhagic infarction, congestion, œdema, and thrombosis of the lungs ... M.	9							1								1				2		2	2	1			
	Ditto ... F.	10			1												1		1		1	4			2			
	(a.) Hæmorrhagic infarction and thrombosis of the lungs ... M.	3							1								1				1							
	Ditto ... F.	3																	1		1	1						
	(b.) Others under this title ... M.	6																			1		2	2	1			
	,, ... F.	7			1												1					3			2			
112	Asthma ... M.	10																3	4	2		1						
	,, ... F.	8														3	1	2		1					1			
113	Pulmonary emphysema ... M.	1																				1						
114	Other diseases of the respiratory system (tuberculosis excepted) ... M.	12									1				3	2		2	3	1								
	Ditto ... F.	3															1	1		1								
	(a.) Silicosis ... M.	8													2	1		2	3									
	(b.) Other and unspecified forms of pneumoconioses ... M.	1																		1								
	(d.) Others under this title ... M.	3									1				1	1												
	,, ... F.	3															1	1		1								
	Class IX. Diseases of the digestive system ... Total	474	42	10	8	1	5	9	1	7	12	10	9	12	20	27	28	49	48	67	48	30	21	6	3			1
	,, ... M.	309	23	3	3	1	2	2		5	6	7	5	9	15	19	20	38	37	43	36	20	11	1	2			1
	,, ... F.	165	19	7	5		3	7	1	2	6	3	4	3	5	8	8	11	11	24	12	10	10	5	1			
115	Diseases of the buccal cavity and annexa, and of the pharynx and tonsils ... M.	13	1			1	1				1	1		2		1	1	1	1	2								
	Ditto ... F.	9					1	4		1	1							2										
	(a.) Diseases of the teeth and gums ... M.	4									1	1		1						1								
	,, ... F.	2									1							1										
	(b.) Septic sore throat ... M.	4														1	1	1		1								
	,, ... F.	6					1	4		1																		
	(c.) Diseases of the pharnx and tonsils ... M.	4	1			1	1							1														
	,, ... F.	1																1										
	(d.) Others under this title ... M.	1																	1									
116	Diseases of the œsophagus ... M.	2									1									1								
117	Ulcer of the stomach or duodenum ... M.	97									1			5	6	9	12	15	10	10	12	10	5	1				1
	,, ... F.	12										1				1				4	3	2	1					
	(a.) Stomach ... M.	45												1	4	2	6	7	4	7	5	5	3	1				
	,, ... F.	8										1				1				3	1	1	1					
	(b.) Duodenum ... M.	52									1			4	2	7	6	8	6	3	7	5	2					1
	,, ... F.	4																		1	2	1						

TABLE 24.—CAUSES OF DEATH BY SEX AND AGE, BRITISH COLUMBIA, BY PLACE OF RESIDENCE, 1944—*Continued.*

Int. List No.	CAUSES OF DEATH.	TOTAL.	AGES. Under 1 Year.	1 Year.	2 Years.	3 Years.	4 Years.	5–9 Yrs.	10–14 Yrs.	15–19 Yrs.	20–24 Yrs.	25–29 Yrs.	30–34 Yrs.	35–39 Yrs.	40–44 Yrs.	45–49 Yrs.	50–54 Yrs.	55–59 Yrs.	60–64 Yrs.	65–69 Yrs.	70–74 Yrs.	75–79 Yrs.	80–84 Yrs.	85–89 Yrs.	90–94 Yrs.	95–99 Yrs.	100 Years and over.	Not stated.
118	Other diseases of the stomach ... M.	3															1				1				1			
	,, ... F.	9	1	1									1		1			1	1	1	1		1					
119	Diarrhœa and enteritis (under 2 years of age) ... M.	23	21	2																								
	,, ... F.	22	18	4																								
	(a.) Diarrhœa and enteritis ... M.	22	20	2																								
	,, ... F.	22	18	4																								
	(b.) Ulceration of the intestines ... M.	1	1																									
120	Diarrhœa and enteritis (2 years of age and over) ... M.	8								1	1	1			1				1	1	2							
	,, ... F.	10			1		2									1	1	1	2	1		1						
	(a.) Diarrhœa and enteritis ... M.	4									1								1		2							
	,, ... F.	7			1		2									1		1		1		1						
	(b.) Ulceration of the intestines ... M.	4								1		1			1					1								
	,, ... F.	3															1		2									
121	Appendicitis ... M.	39	1		2		1	1		4	1	2	3		2	3	1	5	5	5	3							
	,, ... F.	21		1	4			3	1		2	1		1	1		2	1	1	2		1						
122	Hernia, intestinal obstruction ... M.	61		1	1			1			1	1	1		2	2	3	10	6	13	9	6	3		1			
	,, ... F.	25		1							2	1	3	1		2	1	1	3	2	4	2	1	1				
	(a.) Hernia ... M.	29									1					2	1	5	6	5	4	3	1		1			
	,, ... F.	8										1				1		1		1	2		1	1				
	(b.) Intestinal obstruction ... M.	32		1	1			1				1	1		2		2	5		8	5	3	2					
	,, ... F.	17		1							2		3	1		1	1		3	1	2	2						
123	Other diseases of the intestines ... M.	8												1				1	1	3	2							
	,, ... F.	6																1	1	3		1						
124	Cirrhosis of the liver ... M.	31											1		2	2	2	5	8	4	3	2	2					
	,, ... F.	16													1	1	1	1	2	3	2		4		1			
	(a.) With mention of alcoholism ... F.	2															1			1								
	(b.) Without mention of alcoholism ... M.	31											1		2	2	2	5	8	4	3	2	2					
	,, ... F.	14													1	1		1	2	2	2		4		1			
125	Other diseases of the liver ... M.	3										1								1	1							
	,, ... F.	4																				3	1					
	(a.) Acute yellow atrophy ... M.	1										1																
	,, ... F.	1																					1					
	(b.) Others under this title ... M.	2																		1	1							
	,, ... F.	3																				3						
126	Biliary calculi ... M.	11												1	1			1	1	1	3	2	1					
	,, ... F.	17													1		2	2	1	6	1		2	2				
127	Other diseases of the gall-bladder and bile-ducts ... M.	5														1			2	2								
	,, ... F.	10												1	1	2	1	1		1	1			2				
128	Diseases of the pancreas ... M.	4										1			1				1	1								
	,, ... F.	1									1																	
129	Peritonitis without stated cause ... M.	1														1												
	,, ... F.	3								1						1				1								
	Class X. Diseases of the urinary and genital systems ... Total	558	1	1		2		2	1	2	7	2	5	12	10	15	24	42	55	73	89	107	65	36	7			
	,, ... M.	370							1	1	3		3	3	5	7	17	23	36	47	63	80	55	20	6			
	,, ... F.	188	1	1		2		2		1	4	2	2	9	5	8	7	19	19	26	26	27	10	16	1			
130	Acute nephritis ... M.	1																			1							
	,, ... F.	1		1																								

131	Chronic nephritis ... M.	217						1	1	2		3	2	2	6	10	16	24	26	36	42	34	9	3			
	,, ... F.	147					1		1	2	1	1	5	4	8	4	15	14	23	22	24	5	16	1			
132	Nephritis unspecified (over 10 years of age) ... M.	10														1	2	2	2		2	1					
	,, ... F.	7											1			1		2		1	1	1					
133	Other diseases of the kidneys and ureters ... M.	13								1			1	1		1		1	2	2	3	1					
	,, ... F.	14	1		2		1						1				2	1	1	1	2	2					
134	Calculi of the urinary passages ... M.	18													1	1		2	4	5	1	3	1				
	,, ... F.	7									1							2	1	2		1					
135	Diseases of the urinary bladder ... M.	9																1		3	1	2	1	1			
	,, ... F.	4														1	2					1					
136	Diseases of the urethra, urinary abscess, etc. ... M.	2												1				1									
	(a.) Stricture of the urethra ... M.	1																1									
	(b.) Others under this title ... M.	1												1													
137	Diseases of the prostate ... M.	100												1		4	5	5	13	16	31	14	9	2			
139	Diseases of the female genital organs (non-venereal) ... F.	8								2		1	2	1		1			1								
	(a.) Ovaries, Fallopian tubes, and parametria ... F.	3								2		1															
	(b.) Uterus ... F.	5											2	1		1			1								
	Class XI. Diseases of pregnancy, childbirth and the puerperal state ... Total	50							2	9	10	15	10	4													
140	Abortion with mention of infection ... F.	8							1	2	2	2		1													
	(a.) Spontaneous, therapeutic, or unspecified ... F.	3							1			1		1													
	(b.) Self-induced ... F.	5								2	2	1															
141	Abortion without mention of infection ... F.	1										1															
	(c.) Non-therapeutic ... F.	1										1															
142	Ectopic gestation ... F.	6									1	3	2														
	(b.) Without mention of infection ... F.	6									1	3	2														
144	Toxæmias of pregnancy—death prior to delivery ... F.	3									2			1													
146	Hæmorrhage of childbirth and the puerperium ... F.	6								3	1	1	1														
	(a.) Placenta prævia ... F.	2										1	1														
	(b.) Premature separation of placenta ... F.	1								1																	
	(c.) Others under this title ... F.	3								2	1																
147	Infection during childbirth and the puerperium ... F.	12									2	5	4	1													
148	Puerperal toxæmias—following delivery ... F.	6							1	1	2	1	1														
	(a.) Puerperal eclampsia ... F.	2							1		1																
	(b.) Puerperal albuminuria and nephritis ... F.	2								1	1																
	(d.) Others under this title ... F.	2										1	1														
149	Other accidents of childbirth ... F.	4										2	1	1													
	(a.) Laceration, rupture, or other trauma of pelvic organs and tissues ... F.	1										1															
	(b.) Other conditions of childbirth ... F.	3										1	1	1													
150	Other and unspecified conditions of childbirth and the puerperal state ... F.	4								3			1														
	(c.) Others under this title ... F.	4								3			1														
	Class XII. Diseases of the skin and cellular tissue ... Total	6	1	1						1	1							1			1						
	,, ... M.	2																1			1						
	,, ... F.	4	1	1						1	1																
151	Carbuncle and furuncle ... F.	1		1																							
152	Phlegmon and acute abscesses ... M.	2																1			1						
153	Other diseases of the skin and cellular tissue ... F.	3	1							1	1																
	Class XIII. Diseases of the bones and organs of movement ... Total	8	1						1				1			1	1	1	1			1					
	Ditto ... M.	7	1						1				1			1	1		1			1					
	,, ... F.	1																1									

TABLE 24.—CAUSES OF DEATH BY SEX AND AGE, BRITISH COLUMBIA, BY PLACE OF RESIDENCE, 1944—*Continued.*

Int. List No.	CAUSES OF DEATH.	TOTAL.	AGES. Under 1 Year.	1 Year.	2 Years.	3 Years.	4 Years.	5–9 Yrs.	10–14 Yrs.	15–19 Yrs.	20–24 Yrs.	25–29 Yrs.	30–34 Yrs.	35–39 Yrs.	40–44 Yrs.	45–49 Yrs.	50–54 Yrs.	55–59 Yrs.	60–64 Yrs.	65–69 Yrs.	70–74 Yrs.	75–79 Yrs.	80–84 Yrs.	85–89 Yrs.	90–94 Yrs.	95–99 Yrs.	100 Years and over.	Not stated.
154	Ostemyelitis and periostitis ....M.	3															1	1					1					
	" ....F.	1																	1									
156	Diseases of the joints and other organs of movement ....M.	4	1							1				1						1								
	(a.) Diseases of the joints (tuberculosis and rheumatism excepted) ....M.	1	1																									
	(b.) Others under this title ....M.	3								1				1						1								
	Class XIV. Congenital malformations ....Total	127	95	9	2	1	4	3	1		1	1	2	2			1	2	2	1								
	" ....M.	73	60	4	2		2	1						1				2	1									
	" ....F.	54	35	5		1	2	2	1		1	1	2	1			1		1	1								
157	Congenital malformations ....M.	73	60	4	2		2	1						1				2	1									
	" ....F.	54	35	5		1	2	2	1		1	1	2	1			1		1	1								
	(a.) Congenital hydrocephalus ....M.	11	5	3	1		1	1																				
	" ....F.	7	5	2																								
	(b.) Spina bifida and meningocele ....M.	5	5																									
	" ....F.	6	3	2				1																				
	(c.) Anencephalus ....M.	1	1																									
	" ....F.	1	1																									
	(d.) Congenital malformations of the heart ....M.	30	27	1	1													1										
	" ....F.	21	16			1	2	1						1														
	(e.) Others under this title ....M.	26	22				1							1				1	1									
	" ....F.	19	10	1					1		1	1	2				1		1	1								
	Class XV. Diseases peculiar to the first year of life....Total	382	382																									
	" ....M.	228	228																									
	" ....F.	154	154																									
158	Congenital debility ....M.	9	9																									
	" ....F.	14	14																									
159	Premature birth ....M.	136	136																									
	" ....F.	85	85																									
160	Injury at birth ....M.	39	39																									
	" ....F.	28	28																									
	(a.) Intracranial or spinal hæmorrhage ....M.	16	16																									
	" ....F.	9	9																									
	(b.) Other intracranial or spinal injuries ....M.	1	1																									
	" ....F.	1	1																									
	(c.) Others under this title ....M.	22	22																									
	" ....F.	18	18																									
161	Other diseases peculiar to the first year of life ....M.	44	44																									
	" ....F.	27	27																									
	(a.) Asphyxia (unspecified), atelectasis ....M.	22	22																									
	" ....F.	16	16																									
	(b.) Infection of the umbilicus, pemphigus, and other infections ....M.	5	5																									
	Ditto ....F.	3	3																									

	(c.) Other specified diseases peculiar to the first year of life ... M.	17	17																								
	Ditto ... F.	8	8																								
	Class XVI. Senility ... Total	172																2	6	26	36	42	32	17	4	7	
	,, ... M.	95																1	3	18	25	21	16	9		2	
	,, ... F.	77																1	3	8	11	21	16	8	4	5	
162	Senility ... M.	95																1	3	18	25	21	16	9		2	
	,, ... F.	77																1	3	8	11	21	16	8	4	5	
	(a.) With dementia ... M.	52																	2	8	18	13	8	3			
	,, ... F.	33																	3	4	7	10	7	2			
	(b.) *Without dementia* ... M.	43																1	1	10	7	8	8	6		2	
	,, ... F.	44																1		4	4	11	9	6	4	5	
	Class XVII. Violent or accidental deaths ... Total	761	9	11	12	7	5	18	24	40	64	42	40	37	37	29	46	68	56	55	43	41	46	23	6	2	
	,, ... M.	589	5	8	8	4	1	13	14	37	59	39	34	29	33	26	38	60	48	46	29	22	22	12	2		
	,, ... F.	172	4	3	4	3	4	5	10	3	5	3	6	8	4	3	8	8	8	9	14	19	24	11	4	2	
163,	Suicides ... M.	64								2		3	2	7	4	4	7	8	9	8	8	2					
164	,, ... F.	24									1	2	3	3	2	2	4	3	2	1	1						
163	Suicide by poisoning ... M.	10												2				3	2		2	1					
	,, ... F.	14									1	2	3	1	1	1	3	1			1						
	(a.) By corrosive substances, solid and liquid poisonings ... M.	3																	1		1	1					
	Ditto ... F.	6										2	2				1				1						
	(b.) By poisonous gas ... M.	7												2				3	1		1						
	,, ... F.	8									1		1	1	1	1	2	1									
164	Suicide by other means ... M.	54								2		3	2	5	4	4	7	5	7	8	6	1					
	,, ... F.	10												2	1	1	1	2	2	1							
	(a.) By hanging or strangulation ... M.	13											1		2	1	3	3		3							
	,, ... F.	4													1		1		2								
	(b.) By drowning ... M.	11											1		1	1	1	2	1		3	1					
	,, ... F.	4												1		1		1		1							
	(c.) By firearms or explosives ... M.	21								2		2		5			2		5	4	1						
	(d.) By cutting or piercing instruments ... M.	3																	1	1	1						
	(e.) By jumping from high places ... M.	4													1	2	1										
	,, ... F.	1												1													
	(f.) By crushing ... M.	2										1									1						
	,, ... F.	1																1									
166–	Homicides ... M.	9									2		1	2		1		1	1		1						
168	,, ... F.	9	1					1			2		1	2	1				1								
166	Homicide by firearms ... M.	5									2		1	2													
	,, ... F.	3												2	1												
167	Homicide by cutting or piercing instruments ... M.	1																			1						
	,, ... F.	2									1		1														
168	Homicide by other or unspecified means ... M.	3														1		1	1								
	,, ... F.	4	1					1			1								1								
169–	Accidental deaths ... M.	515	5	8	8	4	1	13	14	35	57	36	30	20	29	21	31	51	38	38	20	20	22	12	2		
195	,, ... F.	139	3	3	4	3	4	4	10	3	2	1	2	3	1	1	4	5	5	8	13	19	24	11	4	2	
169	Railway accidents (excluding motor-vehicles) ... M.	17											1		2	2	1	6	2	1	1	1					
170	Motor-vehicle accidents ... M.	107		1				2	7	7	10	9	6	2	5	2	9	12	11	13	4	4	3				
	,, ... F.	7		1		1	1						1						1			1	1				
	(a.) Collisions with trains ... M.	5								1		2			1				1								
	(b.) Collisions with street-cars ... M.	5									1			1			1	1				1					
	(c.) Automobile accidents (excluding trains or street-cars) ... M.	96		1				2	7	6	9	6	6	1	4	2	8	11	10	13	4	3	3				
	Ditto ... F.	7		1		1	1						1						1			1	1				
	(d.) Motor-cycle accidents (excluding automobiles) ... M.	1										1															

TABLE 24.—CAUSES OF DEATH BY SEX AND AGE, BRITISH COLUMBIA, BY PLACE OF RESIDENCE, 1944—*Continued.*

Int. List No.	CAUSES OF DEATH.	TOTAL.	AGES. Under 1 Year.	1 Year.	2 Years.	3 Years.	4 Years.	5–9 Yrs.	10–14 Yrs.	15–19 Yrs.	20–24 Yrs.	25–29 Yrs	30–34 Yrs.	35–39 Yrs.	40–44 Yrs.	45–49 Yrs.	50–54 Yrs.	55–59 Yrs.	60–64 Yrs.	65–69 Yrs.	70–74 Yrs.	75–79 Yrs.	80–84 Yrs.	85–89 Yrs.	90–94 Yrs.	95–99 Yrs.	100 Years and over	Not stated.
	Accidental deaths—*Continued.*																											
171	Street-car and other road transport accidents ..... M.	9			1							1						1	2			1	3					
	" ..... F.	9			1	1			2	1								1	1	1					1			
	(a.) Street-car accidents (excluding trains and motor-vehicles) ..... M.	8			1							1						1	1			1	3					
	Ditto ..... F.	8			1	1			2	1								1	1	1								
	(b.) Others under this title ..... M.	1																	1									
	" ..... F.	1																							1			
172	Water transport accidents ..... M.	17						1	1	4	3				2	1	1		2	2								
	" ..... F.	1														1												
173	Air transport accidents ..... M.	49								6	27	8	4	2	1		1											
174	Accidents in mines and quarries ..... M.	8										2		1			2	2	1									
175	Agricultural and forestry accidents ..... M.	52								2	4	7	4	6	8	6	5	4	1	3	2							
	(a.) Accidents involving agricultural machinery and vehicles ..... M.	1											1															
	(b.) Injury by animals, in agriculture ..... M.	4										1							1	1	1							
	(c.) Other agricultural accidents ..... M.	3													1			1			1							
	(d.) Accidents involving forestry machinery and vehicles ..... M.	13									2	2	1	1	2	1		2		2								
	(e.) Other forestry accidents ..... M.	31								2	2	4	2	5	5	5	5	1										
176	Other accidents involving machinery ..... M.	7											1	2	1		1	1	1									
177	Food poisoning ..... M.	3	1					1							1													
	" ..... F.	1													1													
178	Accidental absorption of poisonous gas ..... M.	16		1						1	1	1	1		2	1	2	1			2	1	1		1			
	" ..... F.	4									1									1	1	1						
	(a.) Coal- and illuminating-gas ..... M.	9										1			1	1	1				2	1	1		1			
	" ..... F.	4									1									1	1	1						
	(b.) Motor-vehicle exhaust gas ..... M.	1																1										
	(c.) Other carbon-monoxide gas ..... M.	3									1				1		1											
	(d.) Other poisonous gases ..... M.	3		1						1			1															
179	Acute accidental poisoning by solids or liquids ..... M.	6		2	2														1	1								
	" ..... F.	2																	1			1						
180	Conflagration ..... M.	7			1	1						1	1					2						1				
	" ..... F.	6		1	1												1	2				1						
181	Accidental burns (conflagration excepted) ..... M.	7	1	1				1		1			1								2							
	" ..... F.	11		1	1			2	2	1				1						1	1			1				
182	Accidental mechanical suffocation ..... M.	5	2			1					1	1																
	" ..... F.	2	2																									
183	Accidental drowning ..... M.	57		1	2	1		6	5	5	4	1	4	3	3	4	1	7	3	4		3						
	" ..... F.	12			1		2	1	3					1			2	1		1								
184	Accidental injury by firearms ..... M.	9						1		1	1	1	1	1		1		1	1									
	" ..... F.	1					1																					
185	Accidental injury by cutting or piercing instruments ..... M.	3			1								1							1								
	" ..... F.	1																					1					
186	Accidental injury by fall or crushing ..... M.	104		1			1			5	5	1	3	1	2	4	6	8	12	12	8	10	13	11	1			
	" ..... F.	73	1			1		1	2								1	1	2	4	10	13	22	10	3	2		
	(a.) Accidental injury by fall ..... M.	95		1			1			3	3	1	3	1	2	4	6	6	12	11	7	10	12	11	1			
	" ..... F.	71	1			1			1								1	1	2	4	10	13	22	10	3	2		
	(b.) Accidental injury by crushing ..... M.	9								2	2							2		1	1		1					
	" ..... F.	2						1	1																			

188	Injury by animals ... M.	3													1		1						1					
	" ... F.	1							1																			
189	Hunger or thirst ... M.	2																	1	1								
190	Excessive cold ... M.	1																			1							
193	Accidents due to electric currents ... M.	1															1											
	" ... F.	1							1																			
195	Other accidents ... M.	25	1	1	1	1		1	1	3	1	3	2	2	1			6						1				
	" ... F.	7									1	1	1	1							1	2						
	(d.) Obstruction, suffocation, or puncture by ingested objects ... M.	5	1	1	1			1										1										
	Ditto ... F.	2										1										1						
	(e.) Other and unspecified objects ... M.	20				1			1	3	1	3	2	2	1			5						1				
	" ... F.	5									1		1	1							1	1						
196–198	Operations of war and legal executions ... M.	1											1															
196	Deaths of persons in military service during operations of war ... M.	1											1															
	Class XVIII. Ill-defined and unknown causes of death..Total	51	18	4	2			1	1	1		1	3	1	1		1	3	3	6	3	1		1				
	" ... M.	31	9	4	1			1							1			3	2	6	2	1		1				
	" ... F.	20	9		1				1	1		1	3	1			1		1		1							
200	Ill-defined and unknown causes ... M.	31	9	4	1			1							1			3	2	6	2	1		1				
	" ... F.	20	9		1				1	1		1	3	1			1		1		1							
	(a.) Ill-defined ... M.	18	1					1							1			3	2	6	2	1		1				
	" ... F.	10	3		1								2	1			1		1		1							
	(b.) Found dead ... M.	1			1																							
	" ... F.	1										1																
	(c.) Unknown or unspecified cause ... M.	12	8	4																								
	" ... F.	9	6						1	1			1															

CLASSIFICATION OF ACCIDENTAL DEATHS ACCORDING TO THE NATURE OF INJURY.

(These accidental deaths are classified above according to circumstances involving the accident, under rubrics 169 to 176, 178, 180, 181, 182, 183, 185, 186, 187, and 193.)

	Accidental absorption of poisonous gas ... M.	18		1						1	1	1	1		2	1	2	3			2	1	1		1			
	" ... F.	5									1									1	1	2						
	Accidental burns ... M.	20	1	1	1	1		1		2	1	5	2	2							2			1				
	" ... F.	17		2	2			2	2	1				1		1	1	2		1	1			1				
	Accidental mechanical suffocation ... M.	7	2			1				1	1	1			1													
	" ... F.	2	2																									
	Accidental drowning ... M.	82		1	2	1		7	6	8	6	2	5	3	5	5	6	11	5	6		3						
	" ... F.	12			1		2	1	3					1			2	1		1								
	Accidental injury by cutting or piercing instruments ... M.	4			1								2							1								
	" ... F.	1																					1					
	Accidental injury by fall ... M.	103		1			1			3	3	2	4	1	2	4	6	8	13	12	8	10	13	11	1			
	" ... F.	72	1			1			1								1	1	2	4	10	13	22	10	4	2		
	Accidental injury by crushing ... M.	229		1	1			2	7	16	42	21	13	11	15	10	15	22	17	17	7	6	6					
	" ... F.	17		1	1	2	1	1	3	1			1					1	2	1		1	1					
	Accidents due to electric currents ... M.	1															1											
	" ... F.	1							1																			

TABLE 25.—CAUSES OF DEATH FOR EACH SEX BY CONJUGAL CONDITION, NATIVITY, AND MONTH OF DEATH, BRITISH COLUMBIA, BY PLACE OF RESIDENCE, 1944.

Int. List No.	CAUSES OF DEATH.	TOTAL.	CONJUGAL CONDITION.													NATIVITY.					MONTHS.											
				Single.					Married.									Foreign.														
			Under 15 Yrs.	15–24 Yrs.	25–44 Yrs.	45–64 Yrs.	65 Yrs. and over.	Age not stated.	15–24 Yrs.	25–44 Yrs.	45–64 Yrs.	65 Yrs. and over.	Age not stated.	Widowed.	Not stated.	Canada.	British.	United States.	Other.	Not stated.	January.	February.	March.	April.	May.	June.	July.	August.	September.	October.	November.	December.
	Deaths, all causes ....Total	9697	1119	223	211	431	716	1	57	490	1850	2226		2302	71	4212	3526	503	1394	62	1057	818	856	829	795	795	726	693	738	772	788	830
	,, ...M.	6003	632	156	149	378	571	1	17	239	1214	1581		998	67	2466	2141	272	1074	50	665	482	529	492	485	494	466	446	462	477	480	525
	,, ...F.	3694	487	67	62	53	145		40	251	636	645		1304	4	1746	1385	231	320	12	392	336	327	337	310	301	260	247	276	295	308	305
	Class I. Infectious and parasitic diseases ....Total	801	167	66	64	47	20		16	108	136	77		95	5	485	148	33	134	1	128	79	64	69	66	60	63	55	45	54	62	56
	Ditto ....M.	495	88	35	37	43	15		1	54	104	65		48	5	260	100	21	113	1	81	47	35	50	43	34	35	32	30	32	41	35
	,, ...F.	306	79	31	27	4	5		15	54	32	12		47		225	48	12	21		47	32	29	19	23	26	28	23	15	22	21	21
1	Tyhoid fever ....M.	3								2				1		3					1	2										
	,, ...F.	1												1			1							1								
2	Paratyphoid fever ....M.	1	1													1												1				
6	Cerebrospinal meningitis ....M.	6	3		1					1				1		4		1	1		2		1	2								1
	,, ...F.	2	1							1						1	1						1								1	
8	Scarlet fever ....M.	2	2													2							1	1								
9	Whooping-cough ....M.	3	3													3					1					1	1					
	,, ...F.	7	7													7					2	1	1			1			2			
10	Diphtheria ....M.	1	1													1						1										
13–	Tuberculosis ....M.	322	53	31	31	29	9		1	45	67	30		23	3	176	67	8	70	1	32	32	24	37	28	22	27	27	15	21	33	24
22	,, ...F.	195	42	31	23	4	1		13	42	21	3		15		157	20	6	12		13	16	18	12	16	20	24	20	10	15	17	14
13	Tuberculosis of the respiratory system ....M.	276	32	26	28	28	7		1	37	64	29		21	3	141	59	7	68	1	29	29	19	26	24	18	24	26	12	18	30	21
	Ditto ....F.	167	27	29	23	4			11	39	18	3		13		134	17	4	12		12	13	17	11	12	19	19	17	9	12	15	11
	(a.) With mention of occupational diseases of lungs....M.	18			2	5				2	5	2		1	1		4	2	12		3	1		2	3	1	1	2	1	2	2	
	(b.) Without mention of occupational diseases of lungs....M.	234	22	26	22	19	6		1	34	58	26		18	2	125	51	5	53		22	27	19	22	18	13	22	23	9	14	26	19
	Ditto ....F.	146	22	27	20	2			10	37	15	3		10		118	12	4	12		11	11	14	9	10	16	17	16	6	12	14	10
	(c.) Unspecified site ....M.	13	10								1			2		12	1				2	1		1	1	2		1	1	2	1	1
	,, ...F.	13	5	2	1				1	1	1			2		13						1	3	1		2		1	3		1	1
	(d.) With mention of dementia præcox ....M.	11			4	4	1			1		1				4	3		3	1	2			1	2	2	1		1		1	1
	Ditto ....F.	8			2	2				1	2			1		3	5				1	1		1	2	1	2					
14	Tuberculosis of the meninges and central nervous system....M.	19	15	1	2									1		18	1				2	2	4	4	2	1	2		2			
	Ditto ....F.	12	11	1												12					1		1		2		1	2	1	2		2
15	Tuberculosis of the intestines and peritoneum ....M.	5	2							2	1					3	1		1			1		1		1				1		1
	Ditto ....F.	8	1							2	3			2		4	2	2						1	1	1	1	1		1	1	1
16	Tuberculosis of the vertebral column ....M.	4	1	1			1			1						3	1							2	1						1	
	Ditto ....F.	1					1										1														1	
17	Tuberculosis of other bones and joints ....M.	3					1			2						1	1		1												1	2

	(a.) Bones M.	2					1			1						1	1															2
	(b.) Joints M.	1								1									1												1	
19	Tuberculosis of the lymphatic system (bronchial, mesenteric, mediastinal, and retroperitoneal glands excepted) M.	2	1							1						2							1	1								
20	Tuberculosis of the genito-urinary system M.	2								2						1	1							1		1						
21	Tuberculosis of other organs M.	3		1	1							1				1	1	1			1					1			1			
22	Disseminated tuberculosis M.	8	2	2		1					2			1		6	2							2	1		1	1		2	1	
	" F.	7	3	1					2	1						7						3			1		3					
	(a.) Acute generalized miliary M.	5	1	1							2			1		3	2							1	1			1		1	1	
	" F.	6	3	1					1	1						6						2			1		3					
	(b.) Other and unspecified generalized M.	3	1	1		1										3								1			1			1		
	Ditto F.	1							1							1						1										
24	Purulent infection and septicæmia M.	3	1									1		1		1	1		1			1				2						
	" F.	3								1				2		2	1					1		1			1					
26	Other diseases due to bacteria M.	1									1					1														1		
27	Dysentery M.	3	3													3					1								1	1		
	" F.	2	1								1					1	1								1						1	
28	Malaria M.	1									1						1								1							
30	Syphilis M.	59	2		3	8	3			3	21	8		9	2	18	11	5	25		6	2	3	8	7	3	5	3	7	4	4	7
	" F.	19	3		1				2	2	4	2		5		10	3	3	3		2	1	2	2	4	2			2	2		2
	(a.) Locomotor ataxia (tabes dorsalis) M.	5									3	1			1		1	3	1			1		2	1						1	
	(b.) General paralysis of the insane M.	22			2	4	2			3	5	1		4	1	6	2		14		4		1	3	3	1	2	2	2	2		2
	Ditto F.	4									2			2		1		2	1		2				1				1			
	(c.) Other syphilis of the central nervous system M.	5					1				4					1	1		3			1	2		1							1
	Ditto F.	1			1											1														1		
	(d.) Others under this title M.	27	2		1	4					9	6		5		11	7	2	7		2			3	2	2	3	1	5	2	3	4
	" F.	14	3						2	2	2	2		3		8	3	1	2			1	2	2	3	2			1	1		2
32	Other diseases due to spirochætes M.	3									2	1				1		2							1	1					1	
	" F.	1										1					1													1		
33	Influenza M.	73	16	3	1	4	3			1	9	24		12		36	19	5	13		36	7	4	2	3	3	1	1	7	5	3	1
	" F.	65	21		3		3			5	6	6		21		39	18	2	6		30	10	6	3	1	3	2	3	1	2	1	3
	(a.) With respiratory complications M.	55	8	2	1	4	2			1	8	19		10		25	15	3	12		30	5	3	2	2	3	1	1	2	3	2	1
	Ditto F.	51	12		3		3			4	6	6		17		30	15	2	4		26	8	5	2	1	1	2	3		2		1
	(b.) Without respiratory complications M.	18	8	1			1				1	5		2		11	4	2	1		6	2	1		1				5	2	1	
	Ditto F.	14	9							1				4		9	3		2		4	2	1	1		2			1		1	2
35	Measles M.	2	1							1						2							1		1							
	" F.	2	2													2						1			1							
36	Acute poliomyelitis and polioencephalitis M.	1	1													1							1									
	Ditto F.	1	1													1														1		
37	Acute infectious encephalitis M.	1				1										1									1							
	" F.	1	1													1														1		
38	Other diseases due to filterable viruses M.	2	1											1		2					1						1					
	(c.) Chicken-pox M.	1	1													1					1											
	(d.) Others under this title M.	1												1		1											1					
43	Mycoses M.	1									1								1							1						
44	Other infectious and parasitic diseases M.	7		1	1	1				1	2	1				4	1		2		1	2			1	1						2
	Ditto F.	7					1			3				3		4	2	1				2	1				1				1	2

TABLE 25.—CAUSES OF DEATH FOR EACH SEX BY CONJUGAL CONDITION, NATIVITY, AND MONTH OF DEATH, BRITISH COLUMBIA, BY PLACE OF RESIDENCE, 1944—*Continued.*

Int. List No.	CAUSES OF DEATH.	TOTAL.	CONJUGAL CONDITION.												NATIVITY.					MONTHS.											
				Single.					Married.								Foreign.														
			Under 15 Yrs.	15–24 Yrs.	25–44 Yrs.	45–64 Yrs.	65 Yrs. and over.	Age not stated.	15–24 Yrs.	25–44 Yrs.	45–64 Yrs.	65 Yrs. and over.	Age not stated.	Widowed.	Not stated.	Canada.	British.	United States.	Other.	Not stated.	January.	February.	March.	April.	May.	June.	July.	August.	September.	October.	November.	December.
	Other infectious and parasitic diseases—*Continued.*																														
	(b.) Lymphogranulomatosis (Hodgkin's disease) ....M.	7		1	1	1				1	2	1				4	1		2		1	2			1	1					2
	Ditto ....F.	7					1			3				3		4	2	1				2	1				1			1	2
	Class II. Cancer and other tumours ....Total	1380	6	11	17	78	87		2	59	443	366		306	5	418	670	82	208	2	111	104	112	117	111	121	106	109	127	140	111	111
	Ditto ....M.	753	5	8	9	56	61		1	13	230	235		130	5	203	362	32	154	2	64	56	58	54	61	64	62	65	68	85	53	63
	,, ...F.	627	1	3	8	22	26		1	46	213	131		176		215	308	50	54		47	48	54	63	50	57	44	44	59	55	58	48
45–55	Cancer and other malignant tumours ....M.	741	3	7	9	55	61		1	13	227	233		127	5	197	359	31	152	2	64	55	58	54	59	64	60	64	68	82	50	63
	Ditto ....F.	609		2	8	20	25		1	40	208	130		175		205	302	49	53		46	47	52	60	49	54	44	43	57	52	58	47
45	Cancer of the buccal cavity and pharynx ....M.	36		1		2	2			1	11	14		5		13	16	2	5		1	1	4	3	3	4	4	3	4	5	4	
	Ditto ....F.	5									3			2		1	4								1	1		1		2		
46	Cancer of the digestive organs and peritoneum ....M.	432		2	4	36	40			5	136	133		74	2	107	211	15	97	2	35	32	33	33	37	35	38	38	37	53	26	35
	Ditto ....F.	262			1	9	12		1	13	76	62		88		78	133	25	26		19	27	20	23	20	19	19	24	25	18	25	23
	(a.) Œsophagus ....M.	17					1				6	8		2		5	8		4				1	1		1	5	1	2	4		2
	,, ...F.	8								1	3			4		1	6	1			1	1	1	1					2			2
	(b.) Stomach ....M.	188			2	21	16			3	61	51		32	2	40	87	6	53	2	16	11	12	19	15	15	17	13	17	25	11	17
	,, ...F.	79				2	2			5	22	19		29		19	40	5	15		11	9	5	6	5	8	6	5	6	7	9	2
	(c.) Duodenum ....F.	1												1					1												1	
	(d.) Rectum and anus ....M.	64			1	7	9				12	22		13		14	38	3	9		4	6	5	1	6	7	2	11	4	6	4	8
	,, ...F.	28				2	1			1	7	8		9		10	10	6	2		1	2	3	4	1	2	3	4	2	4		2
	(e.) Intestines ....M.	92		1	1	3	8			2	31	31		15		29	44	5	14		7	11	10	6	11	5	13	10	4	8	4	3
	,, ...F.	95			1	1	8		1	3	30	17		34		34	48	8	5		3	10	5	7	9	8	6	8	10	7	11	11
	(f.) Liver and biliary passages M.	27				1					8	13		5		6	10	1	10		3		2		2	5	1	2	4	4	3	1
	,, ...F.	24				2	1				9	7		5		7	12	3	2		2	1	2	3	2			4	5		2	3
	(g.) Pancreas ....M.	38		1		2	5				16	7		7		11	22		5		4	3	2	6	2	1		1	6	6	3	4
	,, ...F.	23				1				3	5	10		4		5	16	1	1			2	4	1	3	1	4	3			2	3
	(h.) Mesentery and peritoneum M.	5				2	1				2					2	1		2		1		1		1	1					1	
	,, ...F.	2				1						1				1	1					2										
	(m.) Other and unspecified sites ....M.	1										1					1					1										
	Ditto ....F.	2												2		1		1			1			1								
47	Cancer of the respiratory system..M.	89		1	1	11	7		1	2	33	24		9		14	52	5	18		11	5	4	7	5	6	12	10	3	11	5	10
	,, ...F.	31				1	1			2	12	8		7		12	11	5	3		1	1	4	7	1	2	3		3	5	1	3
	(a.) Larynx ....M.	13				3	2				4	3		1		1	8	2	2		1		1	1		1	2	2		2		3
	,, ...F.	4									3			1		2	1	1				1					2					1
	(b.) Lung ....M.	39		1		3	1		1		17	10		6		6	21	2	10		6	4	1	2	2	2	5	1	3	6	5	2
	,, ...F.	18					1				6	6		5		5	8	2	3		1		1	4	1	1	1		3	5		1

	(c.) Mediastinum and other sites M.	37			1	5	4			2	12	11		2		7	23	1	6		4	1	2	4	3	3	5	7		3		5
	Ditto F.	9				1				2	3	2		1		5	2	2					3	3		1					1	1
48	Cancer of the uterus F.	93			2	2	3			10	38	16		22		42	40	5	6		6	10	5	8	10	7	6	3	11	9	9	9
	(a.) Cervix F.	32				1				3	16	2		10		16	15	1			2	5	4	1	2	4		1	3	5	3	2
	(b.) Other and unspecified sites F.	61			2	1	3			7	22	14		12		26	25	4	6		4	5	1	7	8	3	6	2	8	4	6	7
49	Cancer of other female organs F.	30				1	1			2	12	6		8		12	14	2	2		5	2		1	1	4	4	2	1	2	6	2
50	Cancer of the breast M.	3									1	2				1	2							1		1	1					
	,, F.	130			4	5	5			13	43	27		33		40	73	9	8		11	5	14	14	11	12	11	9	12	10	14	7
51	Cancer of the male genital organs M.	71			2	2	2			1	12	32		18	2	22	33	5	11		3	8	8	3	1	6	2	3	13	6	9	9
52	Cancer of the urinary organs M.	41				4	3				12	8		14		12	19	3	7		6		3	2	8	4	1	5	4		3	5
	,, F.	19				2	1				7	2		7		6	12		1		1	1	3	1	1	4		2	1	3		2
	(a.) Kidney M.	16				2					4	1		9		5	5	1	5		2		1	1	2	1		3	4		1	1
	,, F.	3									1			2		1	2						1			1				1		
	(b.) Bladder M.	25				2	3				8	7		5		7	14	2	2		4		2	1	6	3	1	2			2	4
	,, F.	15				2	1				6	2		4		5	9		1		1	1	2	1	1	3		1	1	2		2
	(c.) Other and unspecified sites F.	1												1			1											1				
53	Cancer of the skin M.	12					1			2	2	4		2	1	6	5		1		4	1	1	2				1	1	1		1
	,, F.	2									2					2												1			1	
54	Cancer of the brain M.	11	1	1						1	7	1				5	5		1			1	2	1					3	2	1	1
	,, F.	7									3	1		3		1	3	1	2		1		2		1	1	1		1			
55	Cancer of other and unspecified organs M.	46	2	2	2		6			1	13	15		5		17	16	1	12		4	7	3	2	5	8	2	4	3	4	2	2
	Ditto F.	30		2	1		2				12	8		5		11	12	2	5		2	1	4	6	3	4		1	3	3	2	1
56	Non-malignant tumours M.	6	1	1							2	1		1		2	2	1	1								1	1		1	3	
	,, F.	13				2	1			5	4			1		6	5	1	1		1	1	2	2	1	2		1	2			1
	(a.) Ovary F.	1								1							1							1								
	(b.) Uterus F.	6				1				3	2					3	2		1			1	1	1	1	1			1			
	(d.) Brain and other parts of the central nervous system M.	2									1	1				1	1														2	
	Ditto F.	4				1	1			1	1					2	2						1			1			1			1
	(e.) Other and unspecified organs M.	4	1	1							1			1		1	1	1	1								1	1		1	1	
	,, F.	2									1			1		1		1			1							1				
57	Tumours of undetermined nature M.	6	1			1					1	1		2		4	1		1			1			2		1			2		
	,, F.	5	1	1						1	1	1				4	1							1		1				3		
	(c.) Other female genital organs F.	1								1						1														1		
	(d.) Brain and other parts of the central nervous system M.	5	1								1	1		2		3	1		1			1			1		1			2		
	Ditto F.	4	1	1							1	1				3	1							1		1				2		
	(e.) Other and unspecified organs M.	1				1										1									1							
	Class III. Rheumatism, diseases of nutrition and of the endocrine glands, other general and vitamin deficiency diseases Total	286	46	5	7	12	17			12	69	61		56	1	120	100	16	49	1	20	27	34	29	32	21	17	15	15	28	21	27
	Ditto M.	141	24	2	4	11	12			5	33	33		17		61	40	8	32		14	15	18	15	16	11	7	7	7	13	8	10
	,, F.	145	22	3	3	1	5			7	36	28		39	1	59	60	8	17	1	6	12	16	14	16	10	10	8	8	15	13	17
58	Acute rheumatic fever M.	5	1			1					2			1		4			1		1			1			1				1	1
	,, F.	13	7	2	2					1	1					13						2	1	1	1			1	1	1	3	2
	(a.) Acute rheumatic heart conditions M.	5	1			1					2			1		4			1		1			1			1				1	1
	Ditto F.	10	6	1	2					1						10						1	1	1	1			1	1		3	1
	(b.) Others under this title F.	3	1	1							1					3						1								1		1
59	Chronic rheumatism and other rheumatic diseases M.	4			1	1						2				1	2		1			2						1		1		
	Ditto F.	3										1		2		2	1					1		1								1

TABLE 25.—CAUSES OF DEATH FOR EACH SEX BY CONJUGAL CONDITION, NATIVITY, AND MONTH OF DEATH, BRITISH COLUMBIA, BY PLACE OF RESIDENCE, 1944—*Continued.*

Int. List No.	CAUSES OF DEATH.	TOTAL.	CONJUGAL CONDITION.													NATIVITY.					MONTHS.											
				Single.					Married.									Foreign.														
			Under 15 Yrs.	15–24 Yrs.	25–44 Yrs.	45–64 Yrs.	65 Yrs. and over.	Age not stated.	15–24 Yrs.	25–44 Yrs.	45–64 Yrs.	65 Yrs. and over.	Age not stated.	Widowed.	Not stated.	Canada.	British.	United States.	Other.	Not stated.	January.	February.	March.	April.	May.	June.	July.	August.	September.	October.	November.	December.
61	Diabetes mellitus ..... M.	87	2	2	1	7	9			2	23	26		15		27	29	8	23		7	7	11	11	10	7	4	4	6	7	4	9
	" ..... F.	90	1	1		1	5			3	26	22		30	1	25	47	7	10	1	4	5	10	7	11	5	5	5	7	12	8	11
62	Diseases of the pituitary gland ..... M.	2	1									1				2									1						1	
63	Diseases of the thyroid and parathyroid glands ..... M.	19	1		2	2	3			1	6	3		1		6	8		5		4	3	5	1		2			1	3		
	Ditto ..... F.	26	1		1					3	9	5		7		6	12	1	7		2	3	4	4	3	4	2	1			1	2
	(a.) Simple goitre ..... M.	1										1				1													1			
	(b.) Exophthalmic goitre ..... M.	17	1		2	2	2			1	6	2		1		5	7		5		4	3	4	1		2				3		
	" ..... F.	24	1		1					2	9	5		6		6	11	1	6		2	2	4	3	3	4	2	1			1	2
	(c.) Myxœdema and cretinism ..... M.	1					1										1						1									
	" ..... F.	1												1					1					1								
	(d.) Others under this title ..... F.	1								1							1					1										
64	Diseases of the thymus gland ..... M.	18	17							1						18					1	2	2		5	1	1	2		2	2	
	" ..... F.	13	13													13						1	1	1	1	1	3	1		2	1	1
65	Diseases of the adrenal glands (Addison's disease) ..... M.	2								1	1					1	1				1					1						
66	Other general diseases ..... M.	1	1													1											1					
	(b.) Others under this title ..... M.	1	1													1											1					
68	Beriberi ..... M.	1									1								1			1										
70	Rickets ..... M.	1	1													1								1								
71	Other vitamin deficiency diseases ..... M.	1										1							1					1								
	Class IV. Diseases of the blood and blood-forming organs ..... Total	59	10	1	3	4	2		2	3	12	9		13		29	19	2	9		9	2	4	2	6	6	10	4	7	2	4	3
	Ditto ..... M.	38	5	1	2	4	2			3	9	6		6		18	9	2	9		6	1	4	1	5	3	7	3	5	1	1	1
	" ..... F.	21	5		1				2		3	3		7		11	10				3	1		1	1	3	3	1	2	1	3	2
72	Hæmorrhagic conditions ..... M.	1									1							1											1			
	(a.) Primary purpura ..... M.	1									1							1											1			
73	Anæmias ..... M.	13	2			1	1				3	4		2		5	3	1	4		3		1	1	3	1	2		2			
	" ..... F.	5									2	1		2		2	3				2	1							1		1	
	(a.) Pernicious anæmia ..... M.	11				1	1				3	4		2		3	3	1	4		3		1	1	3	1	1		1			
	" ..... F.	4									2			2		2	2				2	1							1			
	(b.) Others under this title ..... M.	2	2													2											1		1			
	" ..... F.	1										1					1														1	
74	Leukæmias and aleukæmias ..... M.	19	3	1	2	1	1			1	5	2		3		11	4		4		2		1		2	2	5	2	2	1	1	1
	" ..... F.	12	5		1						1			5		7	5				1			1	1	2	3			1	2	1
	(a.) Leukæmias ..... M.	18	2	1	2	1	1			1	5	2		3		10	4		4		2		1		1	2	5	2	2	1	1	1
	" ..... F.	12	5		1						1			5		7	5				1			1	1	2	3			1	2	1
	(b.) Aleukæmias (Hodgkin's disease excepted) ..... M.	1	1													1									1							
75	Diseases of the spleen ..... M.	4				2				2						2	1		1			1	2					1				
	" ..... F.	4							2			2				2	2									1		1	1			1
76	Other diseases of the blood and blood-forming organs ..... M.	1												1			1				1											

	Class V. Chronic poisoning and intoxication ....Total	7			3	1	1			1		1				5		1	1		1	1			2					1	1	1
	Ditto ....M.	6			3	1	1			1						4		1	1		1	1			1					1	1	1
	,, ...F.	1										1				1									1							
77	Alcoholism ....M.	4			1	1	1			1						2		1	1		1	1			1					1		
	(a.) Acute alcoholism ....M.	2				1				1						1			1						1					1		
	(c.) Others under this title....M.	2			1		1									1		1			1	1										
78	Lead poisoning ....M.	1			1											1																1
	(b.) Non-occupational ....M.	1			1											1																1
79	Chronic poisoning by other mineral and organic substances....M.	1			1											1															1	
	Ditto ....F.	1										1				1									1							
	(b.) Non-occupational ....M.	1			1											1															1	
	,, ...F.	1										1				1									1							
	Class VI. Diseases of the nervous system and sense organs ....Total	926	42	14	14	36	78			25	168	254		287	8	383	364	49	122	8	96	101	80	83	66	65	61	57	73	72	86	86
	Ditto ....M.	504	29	6	5	30	61			11	94	162		98	8	204	193	21	82	4	57	59	44	43	31	38	36	27	42	41	39	47
	,, ...F.	422	13	8	9	6	17			14	74	92		189		179	171	28	40	4	39	42	36	40	35	27	25	30	31	31	47	39
80	Encephalitis (non-epidemic) ....M.	4	3								1					3	1									1		1	1			1
	,, ...F.	3	2									1				3										2					1	
	(a.) Intracranial abscess ....M.	2	1								1					1	1											1	1			
	,, ...F.	1										1				1															1	
	(b.) Others under this title ....M.	2	2													2										1						1
	,, ...F.	2	2													2										2						
81	Meningitis (non-meningococcal) ....M.	14	8	3						1	2					12	1		1		1	1	1	1	1	2	1	1	2	2	1	
	,, ...F.	7	3	1						1	2					4	3				2		2		1		1		1			
	(a.) Simple meningitis ....M.	14	8	3						1	2					12	1		1		1	1	1	1	1	2	1	1	2	2	1	
	,, ...F.	7	3	1						1	2					4	3				2		2		1		1		1			
82	*Diseases of the medulla and spinal* cord ....M.	13	1			3					2	5		1	1	8	3		1	1	2	2	1	3	1	2		1	1			
	Ditto ....F.	7	1	2	1					1				2		6	1				1				1		1	1	1		1	1
83	Intracranial lesions of vascular origin ....M.	386	3		2	18	49			6	76	143		85	4	140	157	19	69	1	41	49	36	33	20	23	27	17	35	34	34	37
	Ditto ....F.	348	1	2		4	16			6	65	79		175		139	147	21	38	3	31	35	27	36	28	23	20	24	26	25	40	33
	(a.) Cerebral hæmorrhage or effusion ....M.	152	3		2	7	16			3	39	49		31	2	54	59	7	31	1	14	14	18	13	9	7	10	6	17	15	16	13
	Ditto ....F.	137	1	1		1	6			6	32	28		62		58	53	7	17	2	15	12	11	16	9	8	5	8	12	9	16	16
	(b.) Cerebral embolism and thrombosis ....M.	13				1	3				2	6		1		4	5	1	3			1			1		4	1	1	1	2	2
	Ditto ....F.	13				1					2	3		7		4	6	1	2		2		1	1	2	4	1				2	
	(c.) Cerebral softening ....F.	1									1					1														1		
	(d.) Hemiplegia and other paralysis of unspecified origin ....M.	13					1			1	1	6		4		4	5		4		3	3	1	1				1	1	1	2	
	Ditto ....F.	8		1							3	1		3		1	1	1	5			2		1			1			2	2	
	(e.) *With mention of arteriosclerosis* ....M.	208				10	29			2	34	82		49	2	78	88	11	31		24	31	17	19	10	16	13	9	16	17	14	22
	Ditto ....F.	189				2	10				27	47		103		75	87	12	14	1	14	21	15	18	17	11	13	16	14	13	20	17
84	Mental disorders and deficiency (general paralysis of the insane excepted) ....M.	23	6	2		1	5			1	3	3		2		11	8		3	1	5	2	1		2		2	2	2	3	1	3
	Ditto ....F.	11	2	1	4	1				1	2					7		1	2	1	1	2				1		1	1	3	1	1
	(a.) Schizophrenia (dementia præcox) ....M.	9				1	5				1			2		1	4		3	1	1	1	1		1		1		1	2		1
	(b.) Others under this title ....M.	14	6	2						1	2	3				10	4				4	1			1		1	2	1	1	1	2
	,, ...F.	11	2	1	4	1				1	2					7		1	2	1	1	2				1		1	1	3	1	1
85	Epilepsy ....M.	8		1	2	3					1	1				4	2		2			1		2		1	1	1			2	
	,, ...F.	8		2	3					1	2					6	1	1					1				1	2			3	1

TABLE 25.—CAUSES OF DEATH FOR EACH SEX BY CONJUGAL CONDITION, NATIVITY, AND MONTH OF DEATH, BRITISH COLUMBIA, BY PLACE OF RESIDENCE, 1944—*Continued.*

Int. List No.	CAUSES OF DEATH.	TOTAL.	CONJUGAL CONDITION.													NATIVITY.					MONTHS.											
				Single.					Married.									Foreign.														
			Under 15 Yrs.	15–24 Yrs.	25–44 Yrs.	45–64 Yrs.	65 Yrs. and over.	Age not stated.	15–24 Yrs.	25–44 Yrs.	45–64 Yrs.	65 Yrs. and over.	Age not stated.	Widowed.	Not stated.	Canada.	British.	United States.	Other.	Not stated.	January.	February.	March.	April.	May.	June.	July.	August.	September.	October.	November.	December.
86	Convulsions (under 5 years of age)...M.	3	3													3							1			1	1					
	,, ...F.	3	3													3					1				1			1				
87	Other diseases of the nervous system ...M.	41			1	3	7			1	8	10		8	3	16	16	2	6	1	7	3	4	3	4	5	4	4		1	1	5
	Ditto ...F.	30	1		1	1	1			3	2	11		10		9	17	4			3	4	4	3	4	1	1	1	2	3	1	3
	(b.) Neuritis ...M.	2									2					1			1		1						1					
	(c.) Paralysis agitans ...M.	9					1				2	3		3		2	6		1		2		1		1		1	2				2
	,, ...F.	5										4		1		1	3	1			2	1		1	1							
	(d.) Disseminated sclerosis ...M.	29			1	2	6			1	4	7		5	3	12	10	2	4	1	4	3	3	2	3	5	2	2		1	1	3
	,, ...F.	23			1	1	1			2	2	7		9		7	14	2			1	3	4	2	3	1	1	1	2	2	1	2
	(e.) Others under this title ...M.	1				1										1								1								
	,, ...F.	2	1							1						1		1												1		1
88	Diseases of organs of vision ...M.	1												1		1										1						
	,, ...F.	1										1					1						1									
89	Diseases of the ear and of the mastoid process ...M.	11	5			2				2	1			1		6	5				1	1		1	3	2			1	1		1
	Ditto ...F.	4								1	1			2		2	1	1				1	1	1			1					
	(a.) Otitis and other diseases of the ear ...M.	6	4			1					1					4	2				1	1			2					1		1
	Ditto ...F.	2								1				1		1	1					1					1					
	(b.) Diseases of the mastoid process ...M.	5	1			1				2				1		2	3							1	1	2			1			
	Ditto ...F.	2									1			1		1		1					1	1								
	Class VII. Diseases of the circulatory system ...Total	3109	7	8	26	133	326		2	61	613	952		957	24	1022	1401	205	463	18	364	267	294	265	249	241	219	213	223	231	253	290
	Ditto ...M.	2024	1	2	24	123	265		1	31	443	691		420	23	637	887	123	361	16	239	156	183	160	160	155	155	157	150	142	174	193
	,, ...F.	1085	6	6	2	10	61		1	30	170	261		537	1	385	514	82	102	2	125	111	111	105	89	86	64	56	73	89	79	97
90–95	Diseases of the heart ...M.	1901		2	24	118	244		1	30	428	641		393	20	599	839	117	333	13	224	147	172	147	154	148	143	148	138	128	169	183
	,, ...F.	1016	6	6	2	9	58		1	29	161	246		497	1	358	483	78	95	2	117	106	106	99	82	81	60	53	62	82	74	94
90	Pericarditis (acute rheumatic excluded) ...M.	2									1	1				1		1			2											
	Ditto ...F.	1									1					1							1									
	(b.) Others under this title ...M.	2									1	1				1		1			2											
	,, ...F.	1									1					1							1									
91	Acute endocarditis (non-rheumatic) ...M.	11			1		1			4	2	2		1		5	4		2		1	2		1	1	1	1	1	1	1	1	
	Ditto ...F.	9	2			1	1			4		1				9						1			3	1		1	1		1	1
	(a.) Bacterial endocarditis (acute, subacute, or unspecified) ..M.	9			1					4	1	2		1		5	3		1			2		1	1	1	1	1	1	1	1	
	Ditto ...F.	8	1			1	1			4		1				8						1			3	1			1		1	1
	(b.) Other acute or subacute endocarditis ...M.	2					1				1						1		1		1			1								

	(c.) Endocarditis (not specified under 45 years) F.	1	1													1											1				
92	Chronic affections of the valves and endocardium M.	178		2	9	13	17			8	40	56		32	1	56	76	10	35	1	22	15	15	18	16	13	9	15	9	14	18	14
	Ditto F.	115	2	3	1	1	6		1	8	22	24		47		37	60	9	9		8	16	15	11	12	12	6	6	7	6	10	6
	(a.) Specified valvular diseases (rheumatic) M.	62		1	5	8	6			6	16	12		8		19	23	3	16	1	9	1	3	6	5	2	5	6	3	8	10	4
	Ditto F.	46	2	3	1		3		1	3	12	4		17		18	21	3	4		5	8	7	5	6	3	1		2	3	6	
	(b.) Other specified valvular diseases (non-rheumatic) M.	94		1	4	5	9			2	20	35		17	1	30	43	6	15		11	11	10	9	10	10	3	7	4	4	7	8
	Ditto F.	51				1	2			5	7	12		24		12	33	4	2		2	6	5	6	5	6	4	4	5	3	3	2
	(c.) Unspecified valvular lesions and endocarditis M.	22					2				4	9		7		7	10	1	4		2	3	2	3	1	1	1	2	2	2	1	2
	Ditto F.	18					1				3	8		6		7	6	2	3		1	2	3		1	3	1	2			1	4
93	Diseases of the myocardium M.	1091			10	46	174			12	210	388		237	14	329	488	59	208	7	150	88	115	77	80	81	81	77	76	74	91	101
	,, F.	647	1	3	1	5	37			11	92	151		345	1	221	313	56	55	2	90	65	58	66	58	41	45	37	36	52	39	60
	(a.) Acute myocarditis M.	7									1	4		2		4	2		1		1				2					1	1	2
	,, F.	7		1								1		5		4	3				2			1	1				1		1	1
	(b.) Myocarditis (not specified under 45 years) M.	4			2					2						1	2		1		2								1	1		
	Ditto F.	5	1		1					3						4			1			2					1			2		
	(c.) Chronic myocarditis and myocardial degeneration (rheumatic) M.	24					5			1	1	10		5	2	9	11	1	3		3	3	2		2	3	1	2	2	2	2	2
	Ditto F.	33		1			4			2	7	7		12		10	13	6	4		3	1	5	5	3	4	3			4	3	2
	(d.) Chronic myocarditis (non-rheumatic) M.	834			8	36	139			9	163	292		178	9	256	357	51	163	7	123	64	88	57	61	62	64	55	57	52	70	81
	Ditto F.	472		1		3	26			6	67	111		257	1	163	231	40	37	1	65	43	39	45	39	30	39	31	26	35	30	50
	(e.) Other myocarditis (not specified) M.	222				10	30				45	82		52	3	59	116	7	40		21	21	25	20	15	16	16	20	16	18	18	16
	Ditto F.	130				2	7				18	32		71		40	66	10	13	1	20	19	14	15	15	7	2	6	9	11	5	7
94	Diseases of the coronary arteries and angina pectoris M.	572			3	56	45			5	167	182		109	5	197	250	45	76	4	46	35	39	50	53	49	48	51	50	36	51	64
	Ditto F.	206				2	14			4	41	56		89		72	98	12	24		15	17	26	21	9	22	7	8	15	21	21	24
	(a.) Diseases of the coronary arteries M.	559			3	55	43			5	163	177		108	5	194	243	44	74	4	44	35	39	48	53	47	48	48	49	35	50	63
	Ditto F.	201				2	13			4	38	56		88		69	96	12	24		15	17	26	21	9	20	6	8	15	20	20	24
	(b.) Angina pectoris M.	13				1	2				4	5		1		3	7	1	2		2			2		2		3	1	1	1	1
	,, F.	5					1				3			1		3	2									2	1			1	1	
95	Other diseases of the heart M.	47			1	3	7		1	1	8	12		14		11	21	2	12	1	3	7	3	1	4	4	4	4	2	3	8	4
	,, F.	38	1							2	5	14		16		18	12	1	7		4	7	6	1		5	2	1	3	3	3	3
	(a.) Functional diseases of the heart (no organic lesion) M.	9					2					4		3			7		2			2	1		1		1	1	1	1		1
	Ditto F.	11								1	1	2		7		6	3	1	1		2		3			1			1	2	1	1
	(b.) Other diseases of the heart (rheumatic) M.	4				1				1	1			1		3	1				1	2			1							
	Ditto F.	9								1	4	1		3		3	2		4			5					1	1	1			1
	(c.) Other diseases of the heart (non-rheumatic) M.	34			1	2	5		1		7	8		10		8	13	2	10	1	2	3	2	1	2	4	3	3	1	2	8	3
	Ditto F.	18	1									11		6		9	7		2		2	2	3	1		4	1		1	1	2	1
96	Aneurism (heart and aorta excepted) M.	29				2	6			1	6	11		3		7	15	2	5		2	2	2	2	1	3	1	3	4	3	1	5
	Ditto F.	8									3			5		3	3		2		1		1	1		1	1		3			
97	Arteriosclerosis (coronary or renal sclerosis or cerebral hæmorrhage excepted) M.	73				1	13				6	32		19	2	26	24	3	18	2	10	5	7	10	4	4	8	4	5	9	3	4
	Ditto F.	43					2				1	11		29		20	17	2	4		4	3	2	4	4	4	2	3	6	5	4	2
98	Gangrene M.	4										2		2		1	3				2						1	1				
	,, F.	3					1				1	1				1	1	1							1		1					1
99	Other diseases of the arteries M.	5				1	1				1	2				1	2		1	1		2	1	1							1	
	,, F.	9									1	3		5		2	6	1			2	1	1	1	1				1	1	1	
100	Diseases of the veins M.	6				1	1				1	1		2		1	3	1	1				1				1	1	2	1		
	,, F.	4								1	3					1	2		1		1	1			1					1		

TABLE 25.—CAUSES OF DEATH FOR EACH SEX BY CONJUGAL CONDITION, NATIVITY, AND MONTH OF DEATH, BRITISH COLUMBIA, BY PLACE OF RESIDENCE, 1944—*Continued.*

Int. List No.	CAUSES OF DEATH.	TOTAL.	CONJUGAL CONDITION.													NATIVITY.					MONTHS.											
				Single.					Married.									Foreign.														
			Under 15 Yrs.	15–24 Yrs.	25–44 Yrs.	45–64 Yrs.	65 Yrs. and over.	Age not stated.	15–24 Yrs.	25–44 Yrs.	45–64 Yrs.	65 Yrs. and over.	Age not stated.	Widowed.	Not stated.	Canada.	British.	United States.	Other.	Not stated.	January.	February.	March.	April.	May.	June.	July.	August.	September.	October.	November.	December.
101	Diseases of the lymphatic system ...M.	1	1													1															1		
102	High blood pressure (idiopathic) ....M.	5									1	2		1	1	1	1		3		1				1		1		1			1
	,, ...F.	2				1								1			2						1						1			
	Class VIII. Diseases of the respiratory system .....Total	540	146	6	11	23	33		2	15	72	109		116	7	283	171	21	61	4	73	39	56	45	50	36	36	35	34	46	34	56
	Ditto .....M.	338	79	4	10	20	26		1	6	51	85		50	6	156	117	10	52	3	39	26	38	23	27	31	20	24	26	29	19	36
	,, ...F.	202	67	2	1	3	7		1	9	21	24		66	1	127	54	11	9	1	34	13	18	22	23	5	16	11	8	17	15	20
104	Diseases of the nasal fossæ and accessory sinuses .....M.	2		1							1					1	1						1								1	
	Ditto .....F.	1		1													1								1							
105	Diseases of the larynx .....M.	1	1													1														1		
	,, ...F.	1	1													1															1	
106	Bronchitis .....M.	19	4			3	1				3	4		4		5	10	1	3			1	2	1	2	2	2	1	2	2	3	1
	,, ...F.	9	1							2	1	1		4		6	2	1			2		1			1	2	1		1	1	
	(a.) Acute .....M.	5	3			1					1					3	1		1			1	2				1			1		
	,, ...F.	2	1											1		1		1									1				1	
	(b.) Chronic .....M.	13	1			2					2	4		4		2	8	1	2					1	2	2	1	1	1	1	3	1
	,, ...F.	5								2		1		2		3	2				1		1			1	1	1				
	(c.) Unspecified .....M.	1					1										1												1			
	,, ...F.	2									1			1		2					1									1		
107	Bronchopneumonia .....M.	141	37	3	4	8	13			1	8	34		29	4	76	41	3	20	1	17	14	17	10	11	11	9	10	9	13	7	13
	,, ...F.	78	30		1	1	4			2	3	8		28	1	49	19	4	5	1	12	7	7	9	5	2	4	4	5	5	10	8
108	Lobar pneumonia .....M.	85	13		2	4	6			3	19	30		7	1	31	37	3	14		11	8	11	5	9	5	4	7	5	6	4	10
	,, ...F.	47	14	1			1		1	3	5	9		13		28	14	4	1		10	3	4	7	8	1	1	2		3	2	6
109	Pneumonia (unspecified) .....M.	43	21		1	1	5				3	5		7		27	12	1	2	1	4	2	5	5	2	7	1	2	4	2	3	6
	,, ...F.	41	19			1	1			2	4	4		10		34	6		1		6	1	5	3	6	1	6	3	1	4	1	4
110	Pleurisy .....M.	15	2		2	1	1				6	3				6	4		5		2	1	1	1		5	1	1	1			2
	,, ...F.	4	1								1	1		1		2	2				1		1							1		1
	(a.) Empyema .....M.	13	2		1	1					6	3				5	3		5		2	1		1		4	1	1	1			2
	,, ...F.	3	1								1	1				1	2				1		1							1		
	(b.) Others under this title .....M.	2			1		1									1	1						1			1						
	,, ...F.	1												1		1																1
111	Hæmorrhagic infarction, congestion, œdema, and thrombosis of the lungs .....M.	9	1								1	4		3		5	2	1	1		1					1	2			2	1	2
	Ditto .....F.	10	1				1				1			7		4	5	1			2	2		1	1		1		1	1		1
	(a.) Hæmorrhagic infarction and thrombosis of the lungs .....M.	3	1								1	1				3											1					2
	Ditto .....F.	3												3			3					2										1
	(b.) Others under this title .....M.	6										3		3		2	2	1	1		1					1	1			2	1	
	,, ...F.	7	1				1				1			4		4	2	1			2			1	1		1		1	1		
112	Asthma .....M.	10				1					6	3				2	8				1		1				1	2	1	2		2
	,, ...F.	8									5	1		2		1	4	1	2		1			1	1		1	1	1	2		

113	Pulmonary emphysema ....M.	1									1						1												1		
114	Other diseases of the respiratory system (tuberculosis excepted) ....M.	12			1	2			1	2	4	1			1	2	2		7	1	3			1	3			1	4			
	Ditto ....F.	3				1					1			1		2	1							1	1		1					
	(a.) Silicosis ....M.	8				1				2	4				1	1	1		6		2				2				4			
	(b.) Other and unspecified forms of pneumoconioses ....M.	1										1					1											1				
	(d.) Others under this title ....M.	3			1	1			1							1			1	1	1			1	1							
	,, ...F.	3				1					1			1		2	1							1	1		1					
	Class IX. Diseases of the digestive system ....Total	474	76	12	16	24	17	1	6	34	112	93		83		224	159	21	68	2	34	40	35	46	36	56	42	33	47	42	38	25
	Ditto ....M.	309	34	7	12	20	16	1	4	23	87	68		37		138	98	14	57	2	21	27	27	31	25	35	30	18	25	24	23	23
	,, ...F.	165	42	5	4	4	1		2	11	25	25		46		86	61	7	11		13	13	8	15	11	21	12	15	22	18	15	2
115	Diseases of the buccal cavity and annexa, and of the pharynx and tonsils ....M.	13	3	1	2	1				1	3	2				8	1		4			2	3	1	1		3	2			1	
	Ditto ....F.	9	5	1		1								2		8	1								1	3	3		1		1	
	(a.) Diseases of the teeth and gums ....M.	4		1	1					1		1				3			1			1					1	1			1	
	Ditto ....F.	2												2		1	1								1				1			
	(b.) Septic sore throat ....M.	4				1					2	1				1	1		2				2	1	1							
	,, ...F.	6	5	1												6										3	2				1	
	(c.) Diseases of the pharynx and tonsils ....M.	4	3		1											4						1	1				1	1				
	Ditto ....F.	1				1										1											1					
	(d.) Others under this title ....M.	1									1								1								1					
116	Diseases of the œsophagus ....M.	2							1					1		1				1	1						1					
117	Ulcer of the stomach or duodenum ....M.	97			3	12	6	1	1	8	31	20		15		33	31	5	28		8	5	10	9	10	14	6	4	7	7	8	9
	,, ...F.	12			1	1						7		3		4	6	1	1		2				1			1	2	4	2	
	(a.) Stomach ....M.	45			2	4	3			3	14	10		9		14	16	3	12		4	2	1	3	6	6	4	2	5	4	3	5
	,, ...F.	8			1	1						3		3		4	2	1	1		2				1			1	1	1	2	
	(b.) Duodenum ....M.	52			1	8	3	1	1	5	17	10		6		19	15	2	16		4	3	9	6	4	8	2	2	2	3	5	4
	,, ...F.	4										4					4												1	3		
118	Other diseases of the stomach ....M.	3									1	1		1		1	1		1								3					
	,, ...F.	9	2		2						2			3		3	4		2			1		1	1	2		2	1	1		
119	Diarrhœa and enteritis (under 2 years of age) ....M.	23	23													23						2	1	2	2	2	3	1	2	5	3	
	Ditto ....F.	22	22													22							2	3	2	2	1	4	6	1	1	
	(a.) Diarrhœa and enteritis ....M.	22	22													22						2	1	2	2	2	3	1	2	4	3	
	,, ...F.	22	22													22							2	3	2	2	1	4	6	1	1	
	(b.) Ulceration of the intestines ....M.	1	1													1														1		
120	Diarrhœa and enteritis (2 years of age and over) ....M.	8		1	1		1		1	1	1	2				7	1						1	1	1				3	1		1
	Ditto ....F.	10	3								2	1		4		5	5					1	1		2		1	1	3	1		
	(a.) Diarrhœa and enteritis ....M.	4					1		1		1	1				3	1							1	1				2			
	,, ...F.	7	3								1	1		2		5	2								1		1	1	3	1		
	(b.) Ulceration of the intestines ....M.	4		1	1					1		1				4							1						1	1		1
	,, ...F.	3									1			2			3					1	1		1							
121	Appendicitis ....M.	39	5	4	2	1			1	5	13	8				20	13	4	2		1	3	4	4	4	5	4	3	3		4	4
	,, ...F.	21	9	1					1	3	4	2		1		16	3	1	1		1	2	2	3	1	5		1	3		3	
122	Hernia, intestinal obstruction ....M.	61	3	1	2	2	4			2	18	17		12		21	31	2	7		5	8	4	9	2	6	6	6	3	4	5	3
	,, ...F.	25	1	2	1	1				4	6	4		6		10	12	1	2		2	2	1	2	1	4	1	2	3	5	2	
	(a.) Hernia ....M.	29		1		2	1				12	5		8		11	11	1	6		4	4	2	3	1	1	5	2	1	3	2	1
	,, ...F.	8				1				1	1	1		4		1	6		1		1	1	1		1	2				1	1	
	(b.) Intestinal obstruction ....M.	32	3		2		3			2	6	12		4		10	20	1	1		1	4	2	6	1	5	1	4	2	1	3	2
	,, ...F.	17	1	2	1					3	5	3		2		9	6	1	1		1	1		2		2	1	2	3	4	1	
123	Other diseases of the intestines ....M.	8			1						2	4		1		4	3		1			1							2	3	1	1
	,, ...F.	6									1	1		4		1	5				1	1		1		2		1				

TABLE 25.—CAUSES OF DEATH FOR EACH SEX BY CONJUGAL CONDITION, NATIVITY, AND MONTH OF DEATH, BRITISH COLUMBIA, BY PLACE OF RESIDENCE, 1944—*Continued.*

Int. List No.	CAUSES OF DEATH.	TOTAL.	CONJUGAL CONDITION.												NATIVITY.					MONTHS.											
				Single.					Married.								Foreign.														
			Under 15 Yrs.	15–24 Yrs.	25–44 Yrs.	45–64 Yrs.	65 Yrs. and over.	Age not stated.	15–24 Yrs.	25–44 Yrs.	45–64 Yrs.	65 Yrs. and over.	Age not stated.	Widowed.	Not stated.	Canada.	British.	United States.	Other.	Not stated.	January.	February.	March.	April.	May.	June.	July.	August.	September.	October.	November.	December.
124	Cirrhosis of the liver ....M.	31				3	2			3	12	6		5		10	10	1	10		3	3	2	4	3	4	3	1	3	2		3
	,, ...F.	16				1	1			1	1			12		6	6	1	3		3	2		1	1	1			1	2	4	1
	(a.) With mention of alcoholism..F.	2									1			1		1	1				1	1										
	(b.) Without mention of alcoholism ....M.	31				3	2			3	12	6		5		10	10	1	10		3	3	2	4	3	4	3	1	3	2		3
	Ditto ....F.	14				1	1			1				11		5	5	1	3		2	1		1	1	1			1	2	4	1
125	Other diseases of the liver ....M.	3			1							2				2			1							1					1	1
	,, ...F.	4										1		3		2	2					1		1			1		1			
	(a.) Acute yellow atrophy ....M.	1			1											1																1
	,, ...F.	1										1				1													1			
	(b.) Others under this title ....M.	2										2				1			1							1					1	
	,, ...F.	3												3		1	2					1		1			1					
126	Biliary calculi ....M.	11					2			2	2	4		1		2	6	1	2		1	1	1	1		2		1	1	2		1
	,, ...F.	17								1	5	6		5		6	11				2	2	1	3	1	1	3	2		1	1	
127	Other diseases of the gall-bladder and bile-ducts ....M.	5									3	2				3	1		1		2		1		1	1						
	Ditto ....F.	10								2	3	2		3		1	4	3	2		2	1	1				1	1	1	1	1	1
128	Diseases of the pancreas ....M.	4					1			1	1			1		3		1				1			1		1		1			
	,, ...F.	1		1												1										1						
129	Peritonitis without stated cause....M.	1				1														1		1										
	,, ...F.	3							1		1	1				1	2										1			2		
	Class X. Diseases of the urinary and genital systems ....Total	558	7	5	4	14	52		4	23	98	174		170	7	192	222	33	107	4	55	47	47	51	58	44	32	45	43	44	43	49
	Ditto ....M.	370	1	4	2	12	42			7	60	148		88	6	117	150	15	85	3	36	21	32	40	37	26	24	30	35	30	30	29
	,, ...F.	188	6	1	2	2	10		4	16	38	26		82	1	75	72	18	22	1	19	26	15	11	21	18	8	15	8	14	13	20
130	Acute nephritis ....M.	1												1			1							1								
	,, ...F.	1	1													1												1				
131	Chronic nephritis ....M.	217	1	3	2	6	23			4	44	85		44	5	63	88	8	56	2	24	15	16	27	20	16	10	15	19	14	22	19
	,, ...F.	147	1	1	2	2	9		2	9	28	22		70	1	56	58	14	18	1	18	22	12	9	14	14	6	8	7	11	11	15
132	Nephritis unspecified (over 10 years of age) ....M.	10					1				3	3		3		3	4	1	2		1		1	1	1	2		1	1	1		1
	Ditto ....F.	7								1	3	2		1		2	3	2					1		1	2		1				2
133	Other diseases of the kidneys and ureters ....M.	13		1		1	1			2	1	5		2		5	8				2		3		3		2		1	1	1	
	Ditto ....F.	14	4				1			1	2			6		8	4	1	1			3	1	1	3		1	2		1	1	1
134	Calculi of the urinary passages....M.	18				1	3				3	8		3		7	5		6		2	1	1		6	1	1	1	2	1	1	1
	,, ...F.	7								1	1			5		4	1	1	1			1		1	1		1	2				1
135	Diseases of the urinary bladder....M.	9					1				1	3		4		4	1	1	3					2	1		2	1	2			1
	,, ...F.	4									3	1					4								1	1			1	1		
136	Diseases of the urethra, urinary abscess, etc. ....M.	2								1				1		2												1	1			
	(a.) Stricture of the urethra....M.	1												1		1													1			
	(b.) Others under this title ....M.	1								1						1												1				

137	Diseases of the prostate ....M.	100				4	13				8	44		30	1	33	43	5	18	1	7	5	11	9	6	7	9	11	9	13	6	7
139	Diseases of the female genital organs (non-venereal) ....F.	8							2	4	1	1				4	2		2		1		1		1	1		1		1	1	1
	(a.) Ovaries, Fallopian tubes, and parametria ....F.	3							2	1						3									1	1					1	
	(b.) Uterus ....F.	5								3	1	1				1	2		2		1		1					1		1		1
	Class XI. Diseases of pregnancy, childbirth, and the puerperal state..Total	50		2	1				9	38						37	3	2	8		3	4	4	4	3	2	4	3	7	2	7	7
140	Abortion with mention of infection..F.	8		1	1				2	4						5	2	1			1			1			1	1	3			1
	(a.) Spontaneous, therapeutic, or unspecified ....F.	3		1						2						1	1	1						1					2			
	(b.) Self-induced ....F.	5			1				2	2						4	1				1						1	1	1			1
141	Abortion without mention of infection ....F.	1								1						1								1								
	(c.) Non-therapeutic ....F.	1								1						1								1								
142	Ectopic gestation ....F.	6								6						6					1		1				1		2	1		
	(b.) Without mention of infection ....F.	6								6						6					1		1				1		2	1		
144	Toxæmias of pregnancy—death prior to delivery ....F.	3								3						2			1								1	1				1
146	Hæmorrhage of childbirth and the puerperium ....F.	6							3	3						5			1			1	1		1					1	2	
	(a.) Placenta prævia ....F.	2								2						1			1				1								1	
	(b.) Premature separation of placenta ....F.	1							1							1														1		
	(c.) Others under this title....F.	3							2	1						3						1			1						1	
147	Infection during childbirth and the puerperium ....F.	12								12						10	1		1			2		1	1	1	1		2		2	2
148	Puerperal toxæmias—following delivery ....F.	6							2	4						4		1	1							1					3	2
	(a.) Puerperal eclampsia ....F.	2							1	1						1		1								1						1
	(b.) Puerperal albuminuria and nephritis ....F.	2							1	1						1			1												2	
	(d.) Others under this title ....F.	2								2						2															1	1
149	Other accidents of childbirth ....F.	4								4						1			3		1	1	1	1								
	(a.) Laceration, rupture, or other trauma of pelvic organs and tissues ....F.	1								1									1				1									
	(b.) Other conditions of childbirth ....F.	3								3						1			2		1	1		1								
150	Other and unspecified conditions of childbirth and the puerperal state ....F.	4		1					2	1						3			1				1		1			1				1
	(c.) Others under this title ....F.	4		1					2	1						3			1				1		1			1				1
	Class XII. Diseases of the skin and cellular tissue ....Total	6	2	1						1	1			1		4	2				1		1	1	1				1		1	
	Ditto ....M.	2									1			1			2				1		1									
	,, ...F.	4	2	1						1						4								1	1				1		1	
151	Carbuncle and furuncle ....F.	1	1													1								1								
152	Phlegmon and acute abscesses ....M.	2									1			1			2				1		1									
153	Other diseases of the skin and cellular tissue ....F.	3	1	1						1						3									1				1		1	

TABLE 25.—CAUSES OF DEATH FOR EACH SEX BY CONJUGAL CONDITION, NATIVITY, AND MONTH OF DEATH, BRITISH COLUMBIA, BY PLACE OF RESIDENCE, 1944—*Continued.*

Int. List No.	CAUSES OF DEATH.	TOTAL.	CONJUGAL CONDITION.													NATIVITY.					MONTHS.											
				Single.					Married.									Foreign.														
			Under 15 Yrs.	15–24 Yrs.	25–44 Yrs.	45–64 Yrs.	65 Yrs. and over.	Age not stated.	15–24 Yrs.	25–44 Yrs.	45–64 Yrs.	65 Yrs. and over.	Age not stated.	Widowed.	Not stated.	Canada.	British.	United States.	Other.	Not stated.	January.	February.	March.	April.	May.	June.	July.	August.	September.	October.	November.	December.
	Class XIII. Diseases of the bones and organs of movement.....Total	8	1	1	1		1				3	1				5	3				2		1		1			1	2			1
	Ditto .....M.	7	1	1	1		1				2	1				4	3				2		1		1			1	1			1
	,, ...F.	1									1					1													1			
154	Osteomyelitis and periostitis .....M.	3					1				2					1	2				1							1	1			
	,, ...F.	1									1					1													1			
156	Diseases of the joints and other organs of movement .....M.	4	1	1	1							1				3	1				1		1		1							1
	(a.) Diseases of the joints (tuberculosis and rheumatism excepted) .....M.	1	1													1					1											
	(b.) Others under this title .....M.	3		1	1							1				2	1						1		1							1
	Class XIV. Congenital malformations .....Total	127	115	1						4	4	1		2		120	3	1	3		10	8	7	6	13	17	10	4	15	6	18	13
	Ditto .....M.	73	69								2			2		69	2		2		6	7	3	5	7	9	6	1	7	5	8	9
	,, ...F.	54	46	1						4	2	1				51	1	1	1		4	1	4	1	6	8	4	3	8	1	10	4
157	Congenital malformations .....M.	73	69								2			2		69	2		2		6	7	3	5	7	9	6	1	7	5	8	9
	,, ...F.	54	46	1						4	2	1				51	1	1	1		4	1	4	1	6	8	4	3	8	1	10	4
	(a.) Congenital hydrocephalus ....M.	11	11													11					1		1	2		2			1	2	2	
	,, ...F.	7	7													7							1		2			1	1		1	1
	(b.) Spina bifida and meningocele .....M.	5	5													5										1	1		1			2
	Ditto .....F.	6	6													6									2	1			2		1	
	(c.) Anencephalus .....M.	1	1													1															1	
	,, ...F.	1	1													1													1			
	(d.) Congenital malformations of the heart .....M.	30	29								1					29	1				1	3	1	3	2	4	1	1	4	1	3	6
	Ditto .....F.	21	20							1						21					2		1	1	1	5	3		2		4	2
	(e.) Others under this title.....M.	26	23								1			2		23	1		2		4	4	1		5	2	4		1	2	2	1
	,, ...F.	19	12	1						3	2	1				16	1	1	1		2	1	2		1	2	1	2	2	1	4	1
	Class XV. Diseases peculiar to the first year of life .....Total	382	382													382					38	24	40	37	29	32	28	39	30	22	34	29
	Ditto .....M.	228	228													228					22	14	27	19	18	17	16	23	17	15	23	17
	,, ...F.	154	154													154					16	10	13	18	11	15	12	16	13	7	11	12
158	Congenital debility .....M.	9	9													9					1				1	2		1		2	1	1
	,, ...F.	14	14													14					1	1	2	3		1	2		1	1	1	1
159	Premature birth .....M.	136	136													136					15	6	15	13	9	14	9	16	12	9	9	9
	,, ...F.	85	85													85					7	6	7	10	11	6	6	8	6	4	7	7
160	Injury at birth .....M.	39	39													39					4	3	6	2	4	1	2	2	4	2	5	4
	,, ...F.	28	28													28					4	2	3	2		2	3	3	4	1	2	2

	(a.) Intracranial or spinal hæmorrhage ... M.	16	16													16					2	1	2	1	4				2		2	2
	Ditto ... F.	9	9													9					1		1	2			1	1	1			2
	(b.) Other intracranial or spinal injuries ... M.	1	1													1						1										
	Ditto ... F.	1	1													1										1						
	(c.) Others under this title ... M.	22	22													22					2	1	4	1		1	2	2	2	2	3	2
	" ... F.	18	18													18					3	2	2			1	2	2	3	1	2	
161	Other diseases peculiar to the first year of life ... M.	44	44													44					2	5	6	4	4		5	4	1	2	8	3
	Ditto ... F.	27	27													27					4	1	1	3		6	1	5	2	1	1	2
	(a.) Asphyxia (unspecified), atelectasis ... M.	22	22													22					1	3	2	1	4		3	3			4	1
	Ditto ... F.	16	16													16					2	1	1	2		4	1	3	2			
	(b.) Infection of the umbilicus, pemphigus, and other infections ... M.	5	5													5						1	1							1	2	
	Ditto ... F.	3	3													3					1							1			1	
	(c.) Other specified diseases peculiar to the first year of life ... M.	17	17													17					1	1	3	3			2	1	1	1	2	2
	Ditto ... F.	8	8													8					1			1		2		1		1		2
	Class XVI. Senility ... Total	172					34					43		95		70	56	5	37	4	29	19	19	15	12	14	9	10	8	8	14	15
	" ... M.	95					28					27		40		43	28	4	18	2	12	12	15	7	6	5	4	6	5	3	10	10
	" ... F.	77					6					16		55		27	28	1	19	2	17	7	4	8	6	9	5	4	3	5	4	5
162	Senility ... M.	95					28					27		40		43	28	4	18	2	12	12	15	7	6	5	4	6	5	3	10	10
	" ... F.	77					6					16		55		27	28	1	19	2	17	7	4	8	6	9	5	4	3	5	4	5
	(a.) With dementia ... M.	52					17					13		22		20	20	3	7	2	9	8	9	5	3	2	1	2	2	2	7	2
	" ... F.	33					4					9		20		8	18		5	2	12	3	2	1	1	5	1	2	2	2		2
	(b.) Without dementia ... M.	43					11					14		18		23	8	1	11		3	4	6	2	3	3	3	4	3	1	3	8
	" ... F.	44					2					7		35		19	10	1	14		5	4	2	7	5	4	4	2	1	3	4	3
	Class XVII. Violent or accidental deaths ... Total	761	86	90	44	54	45		13	101	117	78		119	14	396	201	31	116	17	76	54	54	55	56	73	79	66	58	73	58	59
	Ditto ... M.	589	53	86	40	53	38		9	85	98	54		59	14	303	148	20	102	16	61	40	41	41	43	62	59	49	41	55	49	48
	" ... F.	172	33	4	4	1	7		4	16	19	24		60		93	53	11	14	1	15	14	13	14	13	11	20	17	17	18	9	11
163,	Suicides ... M.	64		2	5	6	7			7	18	7		8	4	22	18	1	21	2	3	3	7	2	6	7	4	11	2	6	5	8
164	" ... F.	24			2		1		1	8	9			3		15	6		3		2	1	1	1	1	3	3	1	3	6	1	1
163	Suicide by poisoning ... M.	10				1	2			1	4			1	1	3	3		3	1	1	1	1		2	2		2	1			
	" ... F.	14			1				1	6	4			2		11	2		1			1		1	1	1	2		2	4	1	1
	(a.) By corrosive substances, solid and liquid poisonings ... M.	3					1				1			1			1		2							1		2				
	Ditto ... F.	6								4				2		5	1								1	1	2			1		1
	(b.) By poisonous gas ... M.	7				1	1			1	3				1	3	2		1	1	1	1	1		2	1			1			
	" ... F.	8			1				1	2	4					6	1		1			1		1					2	3	1	
164	Suicide by other means ... M.	54		2	5	5	5			6	14	7		7	3	19	15	1	18	1	2	2	6	2	4	5	4	9	1	6	5	8
	" ... F.	10			1		1			2	5			1		4	4		2		2		1			2	1	1	1	2		
	(a.) By hanging or strangulation ... M.	13			2	2	1			1	3	1		1	2	3	2		7	1	1		2		3	1		1		2		3
	Ditto ... F.	4								1	3						2		2		1					1	1	1				
	(b.) By drowning ... M.	11				1	1			2	4	2		1		2	5		4				1			2	2	4			2	
	" ... F.	4			1		1				1			1		3	1				1					1				2		
	(c.) By firearms or explosives ... M.	21		2	1		2			3	5	2		5	1	11	5	1	4			1	1	2	1	2	1	2	1	4	2	4
	(d.) By cutting or piercing instruments ... M.	3				1						2					2		1		1										1	1
	(e.) By jumping from high places " ... M.	4			1	1					2					2			2				1				1	2				
	Ditto ... F.	1								1							1						1									

TABLE 25.—CAUSES OF DEATH FOR EACH SEX BY CONJUGAL CONDITION, NATIVITY, AND MONTH OF DEATH, BRITISH COLUMBIA, BY PLACE OF RESIDENCE, 1944—*Continued.*

Int. List No.	CAUSES OF DEATH.	TOTAL.	CONJUGAL CONDITION.													NATIVITY.					MONTHS.											
				Single.					Married.									Foreign.														
			Under 15 Yrs.	15–24 Yrs.	25–44 Yrs.	45–64 Yrs.	65 Yrs. and over.	Age not stated.	15–24 Yrs.	25–44 Yrs.	45–64 Yrs.	65 Yrs. and over.	Age not stated.	Widowed.	Not stated.	Canada.	British.	United States.	Other.	Not stated.	January.	February.	March.	April.	May.	June.	July.	August.	September.	October.	November.	December.
	Suicides—*Continued.*																															
	Suicide by other means—*Continued.*																															
	(f.) By crushing ....M.	2			1		1									1	1					1	1									
	,, ...F.	1									1					1													1			
166–	Homicides ....M.	9		2		1	1			2	2			1		5	1	1	2		1		1	1	1	1		1	1		1	1
168	,, ...F.	9	2	1					1	4				1		6			2	1		1			1		3	1	1			2
166	Homicides by firearms ....M.	5		2						2				1		5					1			1	1				1		1	
	,, ...F.	3								3						2			1								2					1
167	Homicides by cutting or piercing instruments ....M.	1					1											1								1						
	Ditto ....F.	2							1	1						2						1					1					
168	Homicides by other or unspecified means ....M.	3				1					2						1		2					1				1				1
	Ditto ....F.	4	2	1										1		2			1	1					1			1	1			1
169–	Accidental deaths ....M.	515	53	82	34	46	30		9	76	78	47		50	10	275	129	18	79	14	57	37	33	37	36	54	55	37	38	49	43	39
195	,, ...F.	139	31	3	2	1	6		2	4	10	24		56		72	47	11	9		13	12	12	13	11	8	14	15	13	12	8	8
169	Railway accidents (excluding motor-vehicles) ....M.	17			1	6	1			2	4	1		2		9	4	1	3		1			5		2		3		1	5	
170	Motor-vehicle accidents ....M.	107	10	14	8	5	8		3	14	24	10		10	1	61	29	6	10	1	18	10	6	9	5	9	10	8	3	4	14	11
	,, ...F.	7	3							1	1			2		6	1					1	1				2		2			1
	(a.) Collisions with trains ....M.	5		1	2					1	1					3		2			2			1	1							1
	(b.) Collisions with street-cars..M.	5				1			1	1	1	1				3	2				1	1							1	1		1
	(c.) Automobile accidents (excluding trains or street-cars)...M.	96	10	13	5	4	8		2	12	22	9		10	1	54	27	4	10	1	15	9	6	8	4	9	10	7	2	3	14	9
	Ditto ....F.	7	3							1	1			2		6	1					1	1				2		2			1
	(d.) Motor-cycle accidents (excluding automobiles) ....M.	1			1											1												1				
171	Street-car and other road transport accidents ....M.	9	1		1	1						4		2		4	1	1	3			1	2	2		1		1	2			
	Ditto ....F.	9	4	1								1		3		5	2	1	1			3		1			1		1		1	2
	(a.) Street-car accidents (excluding trains and motor-vehicles) ....M.	8	1		1	1						4		1		4	1		3			1	2	2				1	2			
	Ditto ....F.	8	4	1								1		2		4	2	1	1			3		1			1				1	2
	(b.) Others under this title....M.	1												1				1								1						
	,, ...F.	1												1		1													1			
172	Water transport accidents ....M.	17	2	7		2				2	2	1			1	10	4		3		1	1		1	5	2		2	2	1	2	
	,, ...F.	1									1								1											1		
173	Air transport accidents ....M.	49		28	4				4	11	1				1	29	11			9	5	5	1	4	1	6	5	2		16	4	
174	Accidents in mines and quarries..M.	8			2	1				1	4					2	3	2	1		3	1			1		1	1				1
175	Agricultural and forestry accidents ....M.	52		5	7	6	2		1	16	10	3		1	1	24	5	3	20		5	4	4	2	3	7	7	1	8	8	2	1
	(a.) Accidents involving agricultural machinery and vehicles ....M.	1			1											1													1			

	(b.) Injury by animals, in agriculture ....M.	4			1		1				1	1				2			2				1			1			2			
	(c.) Other agricultural accidents ....M.	3								1	1	1					3									1	1					1
	(d.) Accidents involving forestry machinery and vehicles....M.	13		2		1	1			6	2	1				6		2	5		2		2			3	1	1	1	3		
	(e.) Other forestry accidents....M.	31		3	5	5			1	9	6			1	1	15	2	1	13		3	4	1	2	3	2	5		4	5	2	
176	Other accidents involving machinery ....M.	7				1				4	2					3	3		1						2	1			1		2	1
177	Food poisoning ....M.	3	2							1						2		1											2	1		
	,, ...F.	1												1		1													1			
178	Accidental absorption of poisonous gas ....M.	16	1	2	1	1	3			3	2			3		14	2				4	1	3	1	1		1		2	2	1	
	Ditto ....F.	4		1								3				2	1	1					1						1	1		1
	(a.) Coal- and illuminating-gas M.	9			1	1	3			1	1			2		9					1	1	1	1	1				1	2	1	
	,, ...F.	4		1								3				2	1	1					1						1	1		1
	(b.) Motor-vehicle exhaust gas..M.	1									1						1				1											
	(c.) Other carbon-monoxide gas ....M.	3		1						1				1		2	1				2		1									
	(d.) Other poisonous gases....M.	3	1	1						1						3							1				1		1			
179	Acute accidental poisoning by solids or liquids ....M.	6	4											2		4	2				1		1	1					1	1	1	
	Ditto ....F.	2									1			1		1	1						1					1				
180	Conflagration ....M.	7	2		1					1	1			2		4	1		2		2		1					2	1			1
	,, ...F.	6	2			1					2			1		3	1	1	1		2	1			1			1			1	
181	Accidental burns (conflagration excepted) ....M.	7	3	1	1							1		1		5	2				2		1		1		1	1				1
	Ditto ....F.	11	6						1	1		1		2		7	2	2				1	1	1	1	1		2	2	2		
182	Accidental mechanical suffocation M.	5	3	1	1											5					1	1						1		1		1
	,, ...F.	2	2													2											1	1				
183	Accidental drowning ....M.	57	15	9	4	5	2			5	6	4		5	2	36	9	1	9	2	4	2	2	2	3	8	17	3	2	7	1	6
	,, ...F.	12	7							1	2	1		1		10	2				1	1	1			2	3	2		1		1
184	Accidental injury by firearms ....M.	9	1	1	1	1			1	2	2					5	2	1	1			1	1		3		1	1	1			1
	,, ...F.	1	1													1							1									
185	Accidental injury by cutting or piercing instruments ....M.	3	1		1							1				2			1						1					1		1
	,, ...F.	1										1				1														1		
186	Accidental injury by fall or crushing ....M.	104	2	10		14	14			6	14	20		20	4	37	43	2	21	1	7	7	10	7	3	15	10	9	9	6	10	11
	Ditto ....F.	73	5				5				3	15		45		25	36	6	6		9	5	5	10	8	4	6	6	6	5	6	3
	(a.) Accidental injury by fall...M.	95	2	6		13	13			6	13	19		19	4	33	39	2	20	1	7	6	8	7	3	14	8	8	9	6	10	9
	,, ...F.	71	3				5				3	15		45		23	36	6	6		9	5	5	10	8	4	6	4	6	5	6	3
	(b.) Accidental injury by crushing ....M.	9		4		1	1				1	1		1		4	4		1			1	2			1	2	1				2
	Ditto ....F.	2	2													2												2				
188	Injury by animals ....M.	3								1	1			1		1	1			1				1	1				1			
	,, ...F.	1		1												1								1								
189	Hunger or thirst ....M.	2				1						1				2					1						1					
190	Excessive cold ....M.	1										1				1						1										
193	Accidents due to electric currents ....M.	1				1											1							1								
	Ditto ....F.	1	1													1												1				
195	Other accidents ....M.	25	6	4	1	1				7	5			1		15	6		4		2	2	1	1	6	3	1	2	3		1	3
	,, ...F.	7			2		1		1	1		2				6	1				1		1		1	1	1	1		1		
	(d.) Obstruction, suffocation, or puncture by ingested objects ....M.	5	4								1					4	1					1		1				1	1			1
	Ditto ....F.	2			1		1									2					1						1					

TABLE 25.—CAUSES OF DEATH FOR EACH SEX BY CONJUGAL CONDITION, NATIVITY, AND MONTH OF DEATH, BRITISH COLUMBIA, BY PLACE OF RESIDENCE, 1944—*Continued.*

Int. List No.	CAUSES OF DEATH.	TOTAL.	CONJUGAL CONDITION.													NATIVITY.					MONTHS.											
				Single.					Married.									Foreign.														
			Under 15 Yrs.	15–24 Yrs.	25–44 Yrs.	45–64 Yrs.	65 Yrs. and over.	Age not stated.	15–24 Yrs.	25–44 Yrs.	45–64 Yrs.	65 Yrs. and over.	Age not stated.	Widowed.	Not stated.	Canada.	British.	United States.	Other.	Not stated.	January.	February.	March.	April.	May.	June.	July.	August.	September.	October.	November.	December.
	Accidental deaths—*Continued.*																															
	Other accidents—*Continued.*																															
	(e.) Other and unspecified objects ....M.	20	2	4	1	1				7	4			1		11	5		4		2	1	1		6	3	1	1	2		1	2
	,, ...F.	5			1				1	1		2				4	1						1		1	1		1		1		
196–198	Operations of war and legal executions ....M.	1			1											1								1								
196	Deaths of persons in military service during operations of war....M.	1			1											1								1								
	Class XVIII. Ill-defined and unknown causes of death ....Total	51	26			5	3		1	5	2	7		2		37	4	1	8	1	7	2	4	4	4	7	10	4	3	1	3	2
	Ditto ....M.	31	15			5	3					6		2		21	2	1	6	1	3		2	3	4	4	5	3	3	1	1	2
	,, ...F.	20	11						1	5	2	1				16	2		2		4	2	2	1		3	5	1			2	
200	Ill-defined and unknown causes ....M.	31	15			5	3					6		2		21	2	1	6	1	3		2	3	4	4	5	3	3	1	1	2
	,, ...F.	20	11						1	5	2	1				16	2		2		4	2	2	1		3	5	1			2	
	(a.) Ill-defined ....M.	18	2			5	3					6		2		8	2	1	6	1	2		2	1	4	1	3	2	1	1		1
	,, ...F.	10	4							3	2	1				7	2		1		1		1			2	4				2	
	(b.) Found dead ....M.	1	1													1					1											
	,, ...F.	1								1									1							1						
	(c.) Unknown or unspecified cause ....M.	12	12													12								2		3	2	1	2		1	1
	Ditto ....F.	9	7						1	1						9					3	2	1	1			1	1				

CLASSIFICATION OF ACCIDENTAL DEATHS ACCORDING TO THE NATURE OF INJURY.

(These accidental deaths are classified above according to circumstances involving the accident, under rubrics 169 to 176, 178, 180, 181, 182, 183, 185, 186, 187, and 193.)

	Accidental absorption of poisonous gas ....M.	18	1	2	1	1	3			3	3			4		15	2		1		4	1	4	1	1		1		3	2	1	
	Ditto ....F.	5		1								3		1		3	1	1					1						1	1	1	1
	Accidental burns ....M.	20	5	3	5					4		1		2		14	3	2	1		5	3	1	1	2		2	4				2
	,, ...F.	17	8			1			1	1	3	1		2		9	3	3	2		2	2	1	1	2	1		3	2	3		
	Accidental mechanical suffocation..M.	7	3	2	1					1						6			1		1	1		1	1			1		1		1
	,, ...F.	2	2													2											1	1				
	Accidental drowning ....M.	82	17	14	6	8	2			7	13	5		7	3	51	15	2	12	2	10	3	2	2	7	10	17	7	5	8	5	6
	,, ...F.	12	7							1	2	1		1		10	2				1	1	1			2	3	2		1		1
	Accidental injury by cutting or piercing instruments ....M.	4	1		1					1		1				3			1						1					1		2

Ditto F.	1										1				1														1			
Accidental injury by fall M.	103	2	6	1	14	13			7	15	22		19	4	36	43	2	21	1	8	6	8	10	4	14	10	8	9	6	10	10
,, F.	72	3				5				3	15		46		24	36	6	6		9	5	5	10	8	4	6	4	7	5	6	3
Accidental injury by crushing M.	229	11	49	17	19	12		8	41	39	16		14	3	119	53	10	37	10	25	19	15	18	9	26	22	14	13	29	25	14
,, F.	17	9	1						1	1	1		4		12	3	1	1			4	1	1			3	2	2		1	3
Accidents due to electric currents M.	1				1											1							1								
,, F.	1	1													1												1				

TABLE 26.—CAUSES OF DEATH BY SEX AND AGE, VANCOUVER, BY PLACE OF RESIDENCE, 1944.

TABLE 27.—CAUSES OF DEATH FOR EACH SEX BY CONJUGAL CONDITION, NATIVITY, AND MONTH OF DEATH, VANCOUVER, BY PLACE OF RESIDENCE, 1944.

TABLE 28.—CAUSES OF DEATH BY SEX AND AGE, VICTORIA, BY PLACE OF RESIDENCE, 1944.

TABLE 29.—CAUSES OF DEATH FOR EACH SEX BY CONJUGAL CONDITION, NATIVITY, AND MONTH OF DEATH, VICTORIA, BY PLACE OF RESIDENCE, 1944.

Detailed information under the above headings may be secured on request if reason sufficiently URGENT.

TABLE 30.—CAUSES OF DEATH BY SEX IN CENSUS DIVISIONS,

Int. List No.	CAUSES OF DEATH.	TOTAL.	Div. No. 1a.	Div. No. 1b.	Div. No. 1c.	Div. No. 2a.	Div. No. 2b.	Div. No. 2c.	Div. No. 3a.	Div. No. 3b.	Div. No. 3c.	Div. No. 4a.	Div. No. 4b.	Div. No. 5a.	Div. No. 5b.	Div. No. 5c.	Div. No. 5d.
	Deaths—All causes ....Total	9697	41	113	52	34	185	249	291	155	73	1166	4253	1640	32	100	121
	" ....M.	6003	24	69	34	22	107	169	181	97	45	718	2620	969	20	60	76
	" ....F.	3694	17	44	18	12	78	80	110	58	28	448	1633	671	12	40	45
	Class I. Infectious and parasitic diseases ....Total	801	1	7	1	1	12	24	21	25	6	99	283	101	3	4	10
	Ditto ....M.	495		3	1	1	7	16	12	18	5	60	184	66	3	3	5
	" ....F.	306	1	4			5	8	9	7	1	39	99	35		1	5
1	Typhoid fever ....M.	3							2				1				
	" ....F.	1															
2	Paratyphoid fever ....M.	1															
6	Cerebrospinal meningitis ....M.	6										2	3				
	" ....F.	2					1						1				
8	Scarlet fever ....M.	2			1								1				
9	Whooping-cough ....M.	3										1	2				
	" ....F.	7		1					1		1	1	2				
10	Diphtheria ....M.	1												1			
13–	Tuberculosis ....M.	322		1			5	8	6	8	2	28	122	49	1	1	3
22	" ....F.	195	1	2			4	5	5	2		17	61	24			2
13	Tuberculosis of the respiratory system ....M.	276		1			3	8	5	6	1	23	110	43	1	1	2
	Ditto ....F.	167		1			3	5	4	2		15	58	21			1
	(a.) With mention of occupational disease of lungs....M.	18		1			1	2				3	9				
	(b.) Without mention of occupational diseases of lungs....M.	234					2	5	5	6	1	18	95	42	1	1	1
	Ditto ....F.	146		1			3	5	3	2		14	54	18			1
	(c.) Unspecified site ....M.	13											2				
	" ....F.	13												2			
	(d.) With mention of dementia præcox ....M.	11						1				2	4	1			1
	Ditto ....F.	8							1			1	4	1			
14	Tuberculosis of the meninges and central nervous system....M.	19					1		1		1	2	2	2			
	Ditto ....F.	12	1				1					1	1	1			
15	Tuberculosis of the intestines and peritoneum ....M.	5								1			2	1			1
	Ditto ....F.	8		1									2				1
16	Tuberculosis of the vertebral column M.	4											1	2			
	" ....F.	1												1			
17	Tuberculosis of other bones and joints ....M.	3					1						1				
	(a.) Bones ....M.	2											1				
	(b.) Joints ....M.	1					1										
19	Tuberculosis of the lymphatic system (bronchial, mesenteric, mediastinal, and retroperitoneal glands excepted) ....M.	2											1				
20	Tuberculosis of the genito-urinary system ....M.	2										1	1				
21	Tuberculosis of other organs....M.	3										1	2				
22	Disseminated tuberculosis ....M.	8								1		1	2	1			
	" ....F.	7							1			1		1			
	(a.) Acute generalized miliary....M.	5										1	2	1			
	" ....F.	6							1			1		1			
	(b.) Other and unspecified generalized ....M.	3								1							
	Ditto ....F.	1															
24	Purulent infection and septicæmia....M.	3											3				
	" ....F.	3						1				1		1			
26	Other diseases due to bacteria....M.	1															
27	Dysentery ....M.	3												2			
	" ....F.	2											1				
28	Malaria ....M.	1											1				
30	Syphilis ....M.	59		1		1		1	1			6	33	5		1	1
	" ....F.	19										3	9	3			
	(a.) Locomotor ataxia (tabes dorsalis) ....M.	5											4	1			
	(b.) General paralysis of the insane M.	22		1		1						2	12	1		1	1
	" ....F.	4											3	1			
	(c.) Other syphilis of the central nervous system ....M.	5											4				
	Ditto ....F.	1											1				
	(d.) Others under this title....M.	27						1	1			4	13	3			
	" ....F.	14										3	5	2			
32	Other diseases due to spirochætes....M.	3										2					
	" ....F.	1										1					
33	Influenza ....M.	73		1			2	5	3	10	3	20	10	7	2		1
	" ....F.	65						1	3	4		15	22	6		1	2
	(a.) With respiratory complications M.	55					2	4	3	7		17	9	7	2		
	" ....F.	51						1	2	2		13	18	5		1	2
	(b.) Without respiratory complications ....M.	18		1				1		3	3	3	1				1
	Ditto ....F.	14							1	2		2	4	1			

BRITISH COLUMBIA, BY PLACE OF RESIDENCE, 1944.

Div. No. 5e.	Div. No. 5f	Div. No. 6a.	Div. No. 6b.	Div. No. 6c.	Div. No. 6d.	Div. No. 6e.	Div. No. 6f.	Div. No. 7a.	Div. No. 7b.	Div. No. 7c.	Div. No. 8a.	Div. No. 8b.	Div. No. 8c.	Div. No. 8d.	Div. No. 8e.	Div. No. 8f.	Div. No. 8g.	Div. No. 9a.	Div. No. 9b.	Div. No. 9c.	Div. No. 9d.	Div. No. 9e.	Div. No. 9f.	Div. No. 10a.	Div. No. 10b.	Div. No. 10c.	Div. No. 10d.	Int. List No.
35	39	23	90	189	3	17	27	37	13	69	57	25	15	51	76	56	27	12	11	23	139	40	14	4	11	27	62	
21	30	17	56	132	1	9	20	28	8	47	43	19	8	33	48	34	12	10	7	17	99	17	11	2	4	15	44	
14	9	6	34	57	2	8	7	9	5	22	14	6	7	18	28	22	15	2	4	6	40	23	3	2	7	12	18	
10	7	3	9	20	.....	3	2	7	1	8	2	.....	4	8	19	13	6	4	4	5	29	15	5	1	4	7	7	
4	5	1	5	12	.....	1	2	3	1	4	2	.....	.....	4	11	3	1	4	3	3	21	7	4	.....	1	5	4	
6	2	2	4	8	.....	2	.....	4	.....	4	.....	.....	4	4	8	10	5	.....	1	2	8	8	1	1	3	2	3	
.....	.....	.....	.....	.....	.....	.....	.....	.....	.....	.....	.....	.....	.....	.....	.....	.....	.....	.....	.....	.....	.....	.....	.....	.....	.....	.....	.....	1
.....	.....	.....	1	.....	.....	.....	.....	.....	.....	.....	.....	.....	.....	.....	.....	.....	.....	.....	.....	.....	.....	.....	.....	.....	.....	.....	.....	
.....	.....	.....	.....	.....	.....	.....	.....	.....	.....	.....	.....	.....	.....	.....	.....	.....	.....	.....	.....	1	.....	.....	.....	.....	.....	.....	.....	2
.....	.....	.....	.....	.....	.....	.....	.....	.....	.....	.....	.....	.....	.....	.....	.....	.....	.....	.....	.....	.....	1	.....	.....	.....	.....	.....	.....	6
.....	.....	.....	.....	.....	.....	.....	.....	.....	.....	.....	.....	.....	.....	.....	.....	.....	.....	.....	.....	.....	.....	.....	.....	.....	.....	.....	.....	
.....	.....	.....	.....	.....	.....	.....	.....	.....	.....	.....	.....	.....	.....	.....	.....	.....	.....	.....	.....	.....	.....	.....	.....	.....	.....	.....	.....	8
.....	.....	.....	.....	.....	.....	.....	.....	.....	.....	.....	.....	.....	.....	.....	.....	.....	.....	.....	.....	.....	.....	.....	.....	.....	.....	.....	.....	9
.....	.....	.....	.....	.....	.....	.....	.....	.....	.....	1	.....	.....	.....	.....	.....	.....	.....	.....	.....	.....	.....	.....	.....	.....	.....	.....	.....	
.....	.....	.....	.....	.....	.....	.....	.....	.....	.....	.....	.....	.....	.....	.....	.....	.....	.....	.....	.....	.....	.....	.....	.....	.....	.....	.....	.....	10
2	3	.....	4	9	.....	1	2	3	1	4	2	.....	.....	3	9	3	1	4	3	2	14	5	3	.....	1	5	4	13–
6	2	1	2	6	.....	1	.....	3	.....	3	.....	.....	4	2	7	7	4	.....	.....	2	8	6	1	1	1	2	3	22
2	3	.....	3	7	.....	1	2	2	1	3	2	.....	.....	3	8	2	1	2	3	2	10	5	2	.....	.....	5	3	13
3	1	.....	2	5	.....	1	.....	2	.....	3	.....	.....	3	2	7	7	4	.....	.....	1	4	4	1	1	1	2	3	
.....	.....	.....	.....	.....	.....	.....	.....	.....	.....	.....	.....	.....	.....	1	.....	.....	.....	.....	.....	1	.....	.....	.....	.....	.....	.....	.....	13a
1	2	.....	3	7	.....	1	2	2	.....	3	2	.....	.....	2	7	1	1	2	3	.....	6	3	2	.....	.....	4	3	13b
2	1	.....	2	4	.....	.....	.....	2	.....	3	.....	.....	1	2	6	5	2	.....	.....	1	4	3	1	1	.....	2	3	
1	.....	.....	.....	.....	.....	.....	.....	.....	.....	.....	.....	.....	.....	.....	1	1	.....	.....	.....	1	4	2	.....	.....	.....	1	.....	13c
1	.....	.....	.....	.....	.....	1	.....	.....	.....	.....	.....	.....	2	.....	1	2	2	.....	.....	.....	.....	1	.....	.....	1	.....	.....	
.....	1	.....	.....	.....	.....	.....	.....	.....	1	.....	.....	.....	.....	.....	.....	.....	.....	.....	.....	.....	.....	.....	.....	.....	.....	.....	.....	13d
.....	.....	.....	.....	1	.....	.....	.....	.....	.....	.....	.....	.....	.....	.....	.....	.....	.....	.....	.....	.....	.....	.....	.....	.....	.....	.....	.....	
.....	.....	.....	1	1	.....	.....	.....	.....	.....	1	.....	.....	.....	.....	.....	1	.....	1	.....	.....	3	.....	1	.....	.....	.....	1	14
1	.....	.....	.....	1	.....	.....	.....	.....	.....	.....	.....	.....	.....	.....	.....	.....	.....	.....	.....	1	2	2	.....	.....	.....	.....	.....	
.....	.....	.....	.....	.....	.....	.....	.....	.....	.....	.....	.....	.....	.....	.....	.....	.....	.....	.....	.....	.....	.....	.....	.....	.....	.....	.....	.....	15
1	.....	.....	.....	.....	.....	.....	.....	.....	.....	.....	.....	.....	1	.....	.....	.....	.....	.....	.....	.....	2	.....	.....	.....	.....	.....	.....	
.....	.....	.....	.....	1	.....	.....	.....	.....	.....	.....	.....	.....	.....	.....	.....	.....	.....	.....	.....	.....	.....	.....	.....	.....	.....	.....	.....	16
.....	.....	.....	.....	.....	.....	.....	.....	.....	.....	.....	.....	.....	.....	.....	.....	.....	.....	.....	.....	.....	.....	.....	.....	.....	.....	.....	.....	
.....	.....	.....	.....	.....	.....	.....	.....	.....	.....	.....	.....	.....	.....	.....	.....	.....	.....	.....	.....	.....	1	.....	.....	.....	.....	.....	.....	17
.....	.....	.....	.....	.....	.....	.....	.....	.....	.....	.....	.....	.....	.....	.....	.....	.....	.....	.....	.....	.....	1	.....	.....	.....	.....	.....	.....	17a
.....	.....	.....	.....	.....	.....	.....	.....	.....	.....	.....	.....	.....	.....	.....	.....	.....	.....	.....	.....	.....	.....	.....	.....	.....	.....	.....	.....	17b
.....	.....	.....	.....	.....	.....	.....	.....	1	.....	.....	.....	.....	.....	.....	.....	.....	.....	.....	.....	.....	.....	.....	.....	.....	.....	.....	.....	19
.....	.....	.....	.....	.....	.....	.....	.....	.....	.....	.....	.....	.....	.....	.....	.....	.....	.....	.....	.....	.....	.....	.....	.....	.....	.....	.....	.....	20
.....	.....	.....	.....	.....	.....	.....	.....	.....	.....	.....	.....	.....	.....	.....	.....	.....	.....	.....	.....	.....	.....	.....	.....	.....	.....	.....	.....	21
.....	.....	.....	.....	.....	.....	.....	.....	.....	.....	.....	.....	.....	.....	.....	1	.....	.....	1	.....	.....	.....	.....	.....	.....	1	.....	.....	22
1	1	1	.....	.....	.....	.....	.....	1	.....	.....	.....	.....	.....	.....	.....	.....	.....	.....	.....	.....	.....	.....	.....	.....	.....	.....	.....	
.....	.....	.....	.....	.....	.....	.....	.....	.....	.....	.....	.....	.....	.....	.....	.....	.....	.....	1	.....	.....	.....	.....	.....	.....	.....	.....	.....	22a
1	1	1	.....	.....	.....	.....	.....	.....	.....	.....	.....	.....	.....	.....	.....	.....	.....	.....	.....	.....	.....	.....	.....	.....	.....	.....	.....	
.....	.....	.....	.....	.....	.....	.....	.....	.....	.....	.....	.....	.....	.....	.....	1	.....	.....	.....	.....	.....	.....	.....	.....	.....	1	.....	.....	22b
.....	.....	.....	.....	.....	.....	.....	.....	1	.....	.....	.....	.....	.....	.....	.....	.....	.....	.....	.....	.....	.....	.....	.....	.....	.....	.....	.....	
.....	.....	.....	.....	.....	.....	.....	.....	.....	.....	.....	.....	.....	.....	.....	.....	.....	.....	.....	.....	.....	.....	.....	.....	.....	.....	.....	.....	24
.....	.....	.....	.....	.....	.....	.....	.....	.....	.....	.....	.....	.....	.....	1	.....	.....	.....	.....	.....	.....	.....	.....	.....	.....	.....	.....	.....	26
.....	.....	.....	.....	.....	.....	.....	.....	.....	.....	.....	.....	.....	.....	.....	.....	.....	.....	.....	.....	.....	.....	1	.....	.....	.....	.....	.....	27
.....	.....	.....	.....	.....	.....	.....	.....	.....	.....	.....	.....	.....	.....	1	.....	.....	.....	.....	.....	.....	.....	.....	.....	.....	.....	.....	.....	28
2	1	.....	.....	2	.....	.....	.....	.....	.....	.....	.....	.....	.....	.....	1	.....	.....	.....	.....	.....	2	.....	1	.....	.....	.....	.....	30
.....	.....	1	1	1	.....	1	.....	.....	.....	.....	.....	.....	.....	.....	.....	.....	.....	.....	.....	.....	.....	.....	.....	.....	.....	.....	.....	
.....	.....	.....	.....	.....	.....	.....	.....	.....	.....	.....	.....	.....	.....	.....	.....	.....	.....	.....	.....	.....	.....	.....	.....	.....	.....	.....	.....	30a
1	1	.....	.....	.....	.....	.....	.....	.....	.....	.....	.....	.....	.....	.....	.....	.....	.....	.....	.....	.....	1	.....	.....	.....	.....	.....	.....	30b
.....	.....	.....	.....	.....	.....	.....	.....	.....	.....	.....	.....	.....	.....	.....	.....	.....	.....	.....	.....	.....	.....	.....	.....	.....	.....	.....	.....	
.....	.....	.....	.....	1	.....	.....	.....	.....	.....	.....	.....	.....	.....	.....	.....	.....	.....	.....	.....	.....	.....	.....	.....	.....	.....	.....	.....	30c
1	.....	.....	.....	1	.....	.....	.....	.....	.....	.....	.....	.....	.....	.....	1	.....	.....	.....	.....	.....	1	.....	1	.....	.....	.....	.....	30d
.....	.....	1	1	1	.....	1	.....	.....	.....	.....	.....	.....	.....	.....	.....	.....	.....	.....	.....	.....	.....	.....	.....	.....	.....	.....	.....	
.....	.....	.....	.....	.....	.....	.....	.....	.....	.....	.....	.....	.....	.....	.....	.....	.....	.....	.....	.....	.....	1	.....	.....	.....	.....	.....	.....	32
.....	1	1	1	1	.....	.....	.....	.....	.....	.....	.....	.....	.....	.....	1	.....	.....	.....	.....	.....	3	1	.....	.....	.....	.....	.....	33
.....	.....	.....	.....	1	.....	.....	.....	.....	.....	.....	.....	.....	.....	1	1	2	1	.....	1	.....	.....	2	.....	.....	2	.....	.....	
.....	.....	1	.....	.....	.....	.....	.....	.....	.....	.....	.....	.....	.....	.....	.....	.....	.....	.....	.....	.....	3	.....	.....	.....	.....	.....	.....	33a
.....	.....	.....	.....	1	.....	.....	.....	.....	.....	.....	.....	.....	.....	.....	.....	2	.....	.....	1	.....	.....	1	.....	.....	2	.....	.....	
.....	1	.....	1	1	.....	.....	.....	.....	.....	.....	.....	.....	.....	.....	1	.....	.....	.....	.....	.....	.....	1	.....	.....	.....	.....	.....	33b
.....	.....	.....	.....	.....	.....	.....	.....	.....	.....	.....	.....	.....	.....	1	1	.....	1	.....	.....	.....	.....	1	.....	.....	.....	.....	.....	

PROVINCIAL LIBRARY
VICTORIA, B. C.

TABLE 30.—CAUSES OF DEATH BY SEX IN CENSUS DIVISIONS,

Int. List No.	CAUSES OF DEATH.	TOTAL.	Div. No. 1a.	Div. No. 1b.	Div. No. 1c.	Div. No. 2a.	Div. No. 2b.	Div. No. 2c.	Div. No. 3a.	Div. No. 3b.	Div. No. 3c.	Div. No. 4a.	Div. No. 4b.	Div. No. 5a.	Div. No. 5b.	Div. No. 5c.	Div. No. 5d.
35	*Measles* ..... M.	2						2									
	,, ... F.	2						1					1				
36	Acute poliomyelitis and polioencephalitis ..... M.	1														1	
	Ditto ..... F.	1															
37	Acute infectious encephalitis ..... M.	1										1					
	,, ... F.	1		1													
38	Other diseases due to filterable viruses ... M.	2											2				
	(c.) Chicken-pox ..... M.	1											1				
	(d.) Others under this title ..... M.	1											1				
43	Mycoses ..... M.	1											1				
44	Other infectious and parasitic diseases .. M.	7											5	2			
	,, ... F.	7								1		1	2	1			1
	(b.) Lymphogranulomatosis (Hodgkin's disease) ..... M.	7											5	2			
	Ditto ..... F.	7								1		1	2	1			1
	Class II. Cancer and other tumours ... Total	1380	5	20	9	5	27	39	38	17	6	143	698	231	5	6	16
	,, ... M.	753	2	14	5	4	14	27	25	13		84	364	115	2	2	8
	,, ... F.	627	3	6	4	1	13	12	13	4	6	59	334	116	3	4	8
45–55	*Cancer and other malignant tumours* ..... M.	741	2	14	5	4	14	27	24	13		82	358	113	2	2	8
	,, ... F.	609	3	6	4	1	12	12	12	3	6	58	323	115	3	4	8
45	Cancer of the buccal cavity and pharynx ..... M.	36		1			1	2	2			6	16	3			
	Ditto ..... F.	5										1	2	2			
46	Cancer of the digestive organs and peritoneum ..... M.	432	2	9	3	3	9	17	16	6		44	206	66	1	1	3
	Ditto ..... F.	262		4	2		5	6	1	1	2	30	139	51	2		3
	(a.) Œsophagus ..... M.	17					1			1		5	9	1			
	,, ... F.	8										1	6		1		
	(b.) Stomach ..... M.	188	2	3	2	2	3	8	5	3		26	74	30		1	1
	,, ... F.	79		1	1		3	2		1	1	11	42	12			1
	(c.) Duodenum ..... F.	1											1				
	(d.) Rectum and anus ..... M.	64					2	3				5	37	12	1		
	,, ... F.	28					1					3	14	7			
	(e.) Intestines ..... M.	92		5	1		1	5	7	2		3	49	14			1
	,, ... F.	95			1		1	2	1			11	47	23	1		2
	(f.) Liver and biliary passages ..... M.	27				1	2	1	3			1	13	4			
	,, ... F.	24		2				1				1	15	2			
	(g.) Pancreas ..... M.	38		1								4	21	4			1
	,, ... F.	23		1				1			1	2	12	6			
	(h.) *Mesentery and peritoneum* ..... M.	5							1				2	1			
	,, ... F.	2											1	1			
	(m.) Other and unspecified sites .... M.	1											1				
	,, ... F.	2										1	1				
47	Cancer of the respiratory system ..... M.	89		1		1	2		1	2		7	45	18	1		1
	,, ... F.	31					2		3		1	2	13	8		1	
	(a.) Larynx ..... M.	13										2	6	4			
	,, ... F.	4											2	1			
	(b.) Lung ..... M.	39		1		1	2		1	2		3	17	5			1
	,, ... F.	18					2		1		1	2	6	5		1	
	(c.) Mediastinum and other sites .... M.	37										2	22	9	1		
	,, ... F.	9							2				5	2			
48	Cancer of the uterus ..... F.	93	1	1	1		1	2	1	1	1	9	50	15			1
	(a.) Cervix ..... F.	32	1	1			1					2	17	7			1
	(b.) Other and unspecified sites ..... F.	61			1			2	1	1	1	7	33	8			
49	Cancer of other female organs ..... F.	30	1				1				1	1	18	5			1
50	Cancer of the breast ..... M.	3												3			
	,, ... F.	130	1	1		1	3	4	7	1	1	10	63	25	1	2	2
51	Cancer of the male genital organs ..... M.	71		1	2			5	2	2		8	34	7			3
52	Cancer of the urinary organs ..... M.	41					1		3	1		4	23	6			1
	,, ... F.	19										3	14	1			1
	(a.) Kidney ..... M.	16							2			2	9	1			
	,, ... F.	3										1	2				
	(b.) Bladder ..... M.	25					1		1	1		2	14	5			1
	,, ... F.	15										2	11	1			1
	(c.) Other and unspecified sites ..... F.	1											1				
53	Cancer of the skin ..... M.	12						1				3	8				
	,, ... F.	2											1	1			
54	Cancer of the brain ..... M.	11											10	1			
	,, ... F.	7											6	1			
55	Cancer of other and unspecified organs ..... M.	46		2			1	2		2		10	16	9		1	
	Ditto ..... F.	30			1							2	17	6		1	
56	Non-malignant tumours ..... M.	6										1	4				
	,, ... F.	13					1			1			9	1			
	(a.) Ovary ..... F.	1											1				
	(b.) Uterus ..... F.	6								1			4				
	(d.) Brain and other parts of the central nervous system ..... M.	2										1	1				
	Ditto ..... F.	4											3	1			
	(e.) Other and unspecified organs ..... M.	4											3				
	,, ... F.	2					1						1				

BRITISH COLUMBIA, BY PLACE OF RESIDENCE, 1944—*Continued.*

Div. No. 5e.	Div. No. 5f.	Div. No. 6a.	Div. No. 6b.	Div. No. 6c.	Div. No. 6d.	Div. No. 6e.	Div. No. 6f.	Div. No. 7a.	Div. No. 7b.	Div. No. 7c.	Div. No. 8a.	Div. No. 8b.	Div. No. 8c.	Div. No. 8d.	Div. No. 8e.	Div. No. 8f.	Div. No. 8g.	Div. No. 9a.	Div. No. 9b.	Div. No. 9c.	Div. No. 9d.	Div. No. 9e.	Div. No. 9f.	Div. No. 10a.	Div. No. 10b.	Div. No. 10c.	Div. No. 10d.	Int. List No.
																												35
																												36
																1												37
																												38
																												38c
																												38d
																												43
																												44
								1																				
																												44b
								1																				
4	4	1	10	25	1	2	3	3	2	13	5	3		6	2	4		2	1	1	15						8	
2	2	1	6	12		2	2	2	1	10	3	1		5	2	2		2	1	1	10						7	
2	2		4	13	1		1	1	1	3	2	2		1		2					5						1	
2	2	1	6	12		2	2	2	1	10	3	1		5	2	2		2	1	1	9						7	45–
2	2		3	12	1		1	1	1	3	2	2		1		2					5						1	55
			1	1										1							1						1	45
1		1	4	7		2	2	1	1	6	3			3	1	1		2	1		4						6	46
	1			5				1	1	2	1	1		1		2					1							46a
1		1	3	5		1	2		1	3	2			3							2						4	46b
	1							1	1	1																		46c
						1												1			1						1	46d
				2												1												
			1							1						1					1							46e
				2						1		1		1							1							
											1								1									46f
				1							1					1												
				1				1		2					1			1									1	46g
				1																								46h
																												46m
	1		1	2						3					1						2							47
							1																					
																					1							47a
							1																					
	1		1							3											1							47b
				2											1													47c
	1			5	1																2							48
				1	1																							48a
	1			4																	2							48b
			1							1																		49
																												50
			2	1							1	1									2						1	
				1				1		1		1		1							2							51
																1				1								52
																1				1								52a
																												52b
																												52c
																												53
																												54
1	1			1																								55
2				1																								
																					1							56
				1																								56a
				1																								56b
																												56d
																					1							56e

TABLE 30.—CAUSES OF DEATH BY SEX IN CENSUS DIVISIONS,

Int. List No.	CAUSES OF DEATH.	TOTAL.	Div. No. 1a.	Div. No. 1b.	Div. No. 1c.	Div. No. 2a.	Div. No. 2b.	Div. No. 2c.	Div. No. 3a.	Div. No. 3b.	Div. No. 3c.	Div. No. 4a.	Div. No. 4b.	Div. No. 5a.	Div. No. 5b.	Div. No. 5c.	Div. No. 5d.
57	Tumours of undetermined nature ....M.	6							1			1	2	2			
	" ....F.	5							1			1	2				
	(c.) Other female genital organs....F.	1										1					
	(d.) Brain and other parts of the central nervous system ....M.	5							1			1	1	2			
	Ditto ....F.	4							1				2				
	(e.) Other and unspecified organs....M.	1											1				
	Class III. Rheumatism, diseases of nutrition and of the endocrine glands, other general and vitamin deficiency diseases ....Total	286		6	1		7	8	12	2	4	25	142	48		1	4
	Ditto ....M.	141		3				4	6			13	79	21		1	1
	" ....F.	145		3	1		7	4	6	2	4	12	63	27			3
58	Acute rheumatic fever ....M.	5							1			1	3				
	" ....F.	13		1			4				1		3				
	(a.) Acute rheumatic heart conditions ....M.	5							1			1	3				
	Ditto ....F.	10					4						3				
	(b.) Others under this title ....F.	3		1							1						
59	Chronic rheumatism and other rheumatic diseases ....M.	4							1				3				
	Ditto ....F.	3							1				1	1			
61	Diabetes mellitus ....M.	87		3				2	2			9	49	14		1	1
	" ....F.	90		2	1		1	3	2	1	2	7	42	23			1
62	Diseases of the pituitary gland ....M.	2											1	1			
63	Diseases of the thyroid and parathyroid glands ....M.	19						1	1				10	3			
	Ditto ....F.	26					2				1	3	12	3			2
	(a.) Simple goitre ....M.	1												1			
	(b.) Exophthalmic goitre ....M.	17						1	1				9	2			
	" ....F.	24					2				1	2	11	3			2
	(c.) Myxœdema and cretinism ....M.	1											1				
	" ....F.	1										1					
	(d.) Others under this title ....F.	1											1				
64	Diseases of the thymus gland....M.	18							1			3	9	2			
	" ....F.	13						1	3	1		2	5				
65	Diseases of the adrenal glands (Addison's disease) ....M.	2											1	1			
66	Other general diseases ....M.	1						1									
	(b.) Others under this title ....M.	1						1									
68	Beriberi ....M.	1											1				
70	Rickets ....M.	1											1				
71	Other vitamin deficiency diseases ....M.	1											1				
	Class IV. Diseases of the blood and blood-forming organs ....Total	59		1		1		3	1	2	2	8	26	5		1	
	Ditto ....M.	38		1		1		2			2	6	17	2		1	
	" ....F.	21						1	1	2		2	9	3			
72	Hæmorrhagic conditions ....M.	1															
	(a.) Primary purpura ....M.	1															
73	Anæmias ....M.	13				1		1			2	2	5				
	" ....F.	5						1				1	2				
	(a.) Pernicious anæmia ....M.	11				1		1			1	2	4				
	" ....F.	4						1				1	1				
	(b.) Others under this title ....M.	2									1		1				
	" ....F.	1											1				
74	Leukæmias and aleukæmias ....M.	19						1				4	10	1			
	" ....F.	12							1	1		1	6	2			
	(a.) Leukæmias ....M.	18						1				3	10	1			
	" ....F.	12							1	1		1	6	2			
	(b.) Aleukæmias (Hodgkin's disease excepted) ....M.	1										1					
75	Diseases of the spleen ....M.	4		1									2			1	
	" ....F.	4								1			1	1			
76	Other diseases of the blood and blood-forming organs ....M.	1												1			
	Class V. Chronic poisoning and intoxication ....Total	7											6				
	Ditto ....M.	6											5				
	" ....F.	1											1				
77	Alcoholism ....M.	4											3				
	(a.) Acute alcoholism ....M.	2											2				
	(c.) Others under this title ....M.	2											1				
78	Lead poisoning ....M.	1											1				
	(b.) Non-occupational ....M.	1											1				
79	Chronic poisoning by other mineral and organic substances ....M.	1											1				
	Ditto ....F.	1											1				
	(b.) Non-occupational ....M.	1											1				
	" ....F.	1											1				

BRITISH COLUMBIA, BY PLACE OF RESIDENCE, 1944—*Continued.*

Div. No. 5e.	Div. No. 5f.	Div. No. 6a.	Div. No. 6b.	Div. No. 6c.	Div. No. 6d.	Div. No. 6e.	Div. No. 6f.	Div. No. 7a.	Div. No. 7b.	Div. No. 7c.	Div. No. 8a.	Div. No. 8b.	Div. No. 8c.	Div. No. 8d.	Div. No. 8e.	Div. No. 8f.	Div. No. 8g.	Div. No. 9a.	Div. No. 9b.	Div. No. 9c.	Div. No. 9d.	Div. No. 9e.	Div. No. 9f.	Div. No. 10a.	Div. No. 10b.	Div. No. 10c.	Div. No. 10d.	Int. List No.
																												57
			1																									
																												57c
																												57d
			1																									
																												57e
				6		1	2	1	1	2	2	1	2								5		1		1		1	
				2			2	1			2	1	2								2		1					
				4		1			1	2											3				1		1	
																												58
				1		1															1						1	
																												58a
				1																	1						1	
						1																						58b
																												59
							1	1			1	1									1		1					61
				2					1	1											1							
																												62
							1						2								1							63
				1						1															1			
																												63a
							1						2								1							63b
				1						1															1			
																												63c
																												63d
				2							1																	64
																					1							
																												65
																												66
																												66b
																												68
																												70
																												71
			1	1					1	1	1			1	1	1						1						
			1	1							1				1	1						1						
									1	1				1														
																1												72
																1												72a
			1	1										1														73
			1	1										1														73a
																												73b
											1				1							1						74
										1																		
											1				1							1						74a
										1																		
																												74b
									1																			75
																												76
											1																	
											1																	
											1																	77
																												77a
											1																	77c
																												78
																												78b
																												79
																												79b

TABLE 30.—CAUSES OF DEATH BY SEX IN CENSUS DIVISIONS,

Int. List No.	CAUSES OF DEATH.	TOTAL.	Div. No. 1a.	Div. No. 1b.	Div. No. 1c.	Div. No. 2a.	Div. No. 2b.	Div. No. 2c.	Div. No. 3a.	Div. No. 3b.	Div. No. 3c.	Div. No. 4a.	Div. No. 4b.	Div. No. 5a.	Div. No. 5b.	Div. No. 5c.	Div. No. 5d.
	Class VI. Diseases of the nervous system and sense organs ....Total	926	5	8	3	6	17	19	25	10	8	124	416	174		13	14
	Ditto ....M.	504	2	4	2	3	9	8	17	5	3	64	216	95		7	9
	" ....F.	422	3	4	1	3	8	11	8	5	5	60	200	79		6	5
80	Encephalitis (non-epidemic) ....M.	4										1		1			
	" ....F.	3										1		1			
	(a.) Intracranial abscess ....M.	2										1					
	" ....F.	1										1					
	(b.) Others under this title ....M.	2												1			
	" ....F.	2												1			
81	Meningitis (non-meningoccal) ....M.	14				1			1	1			4	2			
	" ....F.	7										2	2	2			
	(a.) Simple meningitis ....M.	14				1			1	1			4	2			
	" ....F.	7										2	2	2			
82	Diseases of the medulla and spinal cord ....M.	13					1			1			8	1			1
	Ditto ....F.	7										3	2	2			
83	Intracranial lesions of vascular origin..M.	386	1	3	1	2	7	7	14	3	3	55	154	77		6	8
	....F.	348	3	3		2	7	10	7	5	4	47	172	63		4	4
	(a.) Cerebral hæmorrhage or effusion ....M.	152					3	1	7	2	3	25	54	32		2	1
	Ditto ....F.	137		1		2	3	5	5	1	2	26	58	22		1	1
	(b.) Cerebral embolism and thrombosis ....M.	13		1		1						5	2	2			
	Ditto ....F.	13		1					1			3	4	4			
	(c.) Cerebral softening ....F.	1											1				
	(d.) Hemiplegia and other paralysis of unspecified origin ....M.	13					2		1				2	3			1
	Ditto ....F.	8					2				1		4				
	(e.) With mention of arteriosclerosis ....M.	208	1	2	1	1	2	6	6	1		25	96	40		4	6
	Ditto ....F.	189	3	1			2	5	1	4	1	18	105	37		3	3
84	Mental disorders and deficiency (general paralysis of the insane excepted) ....M.	23	1		1		1					3	8	7			
	Ditto ....F.	11		1	1						1	1	3	3			
	(a.) Schizophrenia (dementia præcox) ....M.	9										2	2	3			
	(b.) Others under this title ....M.	14	1		1		1					1	6	4			
	" ....F.	11		1	1						1	1	3	3			
85	Epilepsy ....M.	8							1			1	4	1		1	
	" ....F.	8					1						2	2		2	
86	Convulsions (under 5 years of age) ....M.	3															
	" ....F.	3				1			1					1			
87	Other diseases of the nervous system ...M.	41		1				1				4	33	1			
	....F.	30						1				5	17	3			1
	(b.) Neuritis ....M.	2		1									1				
	(c.) Paralysis agitans ....M.	9										1	7	1			
	" ....F.	5						1				1	1				1
	(d.) Disseminated sclerosis ....M.	29						1				3	24				
	" ....F.	23										4	15	2			
	(e.) Others under this title ....M.	1											1				
	" ....F.	2											1	1			
88	Diseases of organs of vision ....M.	1											1				
	" ....F.	1											1				
89	Diseases of the ear and of the mastoid process ....M.	11							1				4	5			
	Ditto ....F.	4										1	1	2			
	(a.) Otitis and other diseases of the ear ....M.	6							1				1	4			
	Ditto ....F.	2												2			
	(b.) Diseases of the mastoid process M.	5											3	1			
	" ....F.	2										1	1				
	Class VII. Diseases of the circulatory system ....Total	3109	16	32	20	13	48	69	83	52	17	345	1487	617	11	33	26
	Ditto ....M.	2024	11	18	12	10	33	48	51	31	12	233	969	362	8	20	17
	" ....F.	1085	5	14	8	3	15	21	32	21	5	112	518	255	3	13	9
90–95	Diseases of the heart ....M.	1901	10	17	12	9	29	47	48	31	11	223	909	335	8	20	15
	" ....F.	1016	5	13	8	3	12	18	29	21	5	106	487	235	3	13	9
90	Pericarditis (acute rheumatic excluded) ....M.	2								1				1			
	Ditto ....F.	1										1					
	(b.) Others under this title ....M.	2								1				1			
	" ....F.	1										1					
91	Acute endocarditis (non-rheumatic) ..M.	11										1	6	2			
	" ....F.	9					1					1	4	3			
	(a.) Bacterial endocarditis (acute, subacute, or unspecified) ....M.	9											5	2			
	Ditto ....F.	8										1	4	3			
	(b.) Other acute or subacute endocarditis ....M.	2										1	1				
	(c.) Endocarditis (not specified under 45 years) ....F.	1					1										

BRITISH COLUMBIA, BY PLACE OF RESIDENCE, 1944—*Continued.*

Div. No. 5e.	Div. No. 5f.	Div. No. 6a.	Div. No. 6b.	Div. No. 6c.	Div. No. 6d.	Div. No. 6e.	Div. No. 6f.	Div. No. 7a.	Div. No. 7b.	Div. No. 7c.	Div. No. 8a.	Div. No. 8b.	Div. No. 8c.	Div. No. 8d.	Div. No. 8e.	Div. No. 8f.	Div. No. 8g.	Div. No. 9a.	Div. No. 9b.	Div. No. 9c.	Div. No. 9d.	Div. No. 9e.	Div. No. 9f.	Div. No. 10a.	Div. No. 10b.	Div. No. 10c.	Div. No. 10d.	Int. List No.
3	4	1	5	17			5	4	1	3	4	2		1	4	4	1	1	1	1	12	2	1			1	6	
2	4		4	11			3	4	1	1	3	2			3	2	1	1	1	1	10	2					4	
1		1	1	6			2			2	1			1	1	2					2		1			1	2	
															1						1							80
																											1	
																					1							80a
															1													80b
																											1	
								1							1	1	1					1						81
							1																					
								1							1	1	1					1						81a
							1																					
				1																								82
2	4		2	10			3	1	1	1	3	2			1	1		1	1		8	1					3	83
1		1	1	5						1	1			1	1	1					2		1				1	
1	2		1	2			2	1	1	1	2				1				1		5						2	83a
1			1	2						1	1				1	1					2							
				1																							1	83b
																												83c
			1	1								1										1						83d
				1																								
1	2			6			1				1	1				1		1			3							83e
		1		2										1									1				1	
			1					1																				84
																										1		
			1					1																				84a
																												84b
																										1		
																												85
							1																					
																				1	1						1	86
			1																									87
				1						1						1												
																												87b
																												87c
				1																								
			1																									87d
										1						1												
																												87e
																												88
								1																				89
																												89a
								1																				89b
1	8	6	21	57		2	2	6	2	16	16	5	1	15	18	14	1	1		3	31		2	1		3	8	
1	6	4	11	50		2	1	6	2	15	13	4		10	15	10	1	1		3	22		2	1		2	7	
	2	2	10	7			1			1	3	1	1	5	3	4					9					1	1	
1	5	4	11	48		2	1	5	2	15	12	4		9	12	10	1	1		3	22		1	1		2	5	90-95
	2	2	10	7			1			1	2	1	1	5	3	4					8					1	1	
																												90
																												90b
								1		1																		91
								1		1																		91a
																												91b
																												91c

TABLE 30.—CAUSES OF DEATH BY SEX IN CENSUS DIVISIONS,

Int. List No.	CAUSES OF DEATH.	TOTAL.	Div. No. 1a.	Div. No. 1b.	Div. No. 1c.	Div. No. 2a.	Div. No. 2b.	Div. No. 2c.	Div. No. 3a.	Div. No. 3b.	Div. No. 3c.	Div. No. 4a.	Div. No. 4b.	Div. No. 5a.	Div. No. 5b.	Div. No. 5c.	Div. No. 5d.
	Diseases of the heart—*Continued.*																
92	Chronic affections of the valves and endocardium ....M.	178				3	3	4	2	4	1	24	84	25		1	2
	Ditto ....F.	115	3					2	2	3		14	58	22	1	1	3
	(a.) Specified valvular diseases (rheumatic) ....M.	62					1		1	2	1	6	32	8		1	1
	Ditto ....F.	46	1					1	1	2		6	29	4		1	1
	(b.) Other specified valvular diseases (non-rheumatic) ....M.	94				2		4	1	2		10	46	16			1
	Ditto ....F.	51	2					1	1	1		3	22	16	1		1
	(c.) Unspecified valvular lesions and endocarditis ....M.	22				1	2					8	6	1			
	Ditto ....F.	18										5	7	2			1
93	Diseases of the myocardium ....M.	1091	7	9	4	4	15	31	38	17	6	120	527	204	3	10	6
	,, ...F.	647	1	9	4	3	6	14	23	12	5	67	314	147	1	8	3
	(a.) Acute myocarditis ....M.	7										2	3	1		1	
	,, ...F.	7						1		1		1	3				
	(b.) Myocarditis (not specified under 45 years) ....M.	4										1	1	2			
	Ditto ....F.	5										1	1	2			
	(c.) Chronic myocarditis and myocardial degeneration (rheumatic) ....M.	24					1	2		1		1	10	6			
	Ditto ....F.	33					1	2		1	1	5	15	5			
	(d.) Chronic myocarditis (non-rheumatic) ....M.	834	4	6	4	2	8	24	33	10	3	86	444	124	2	7	5
	Ditto ....F.	472		6	4	2	1	11	18	7	2	43	245	101	1	5	2
	(e.) Other myocarditis (not specified) ....M.	222	3	3		2	6	5	5	6	3	30	69	71	1	2	1
	Ditto ....F.	130	1	3		1	4		5	3	2	17	50	39		3	1
94	Diseases of the coronary arteries and angina pectoris ....M.	572	3	6	7	2	11	11	5	9	3	73	280	93	5	8	7
	Ditto ....F.	206	1	2	4		4	1	3	5		22	95	52	1	4	2
	(a.) Diseases of the coronary arteries ....M.	559	3	6	7	2	11	9	5	9	2	71	275	93	5	8	7
	Ditto ....F.	201	1	2	4		4	1	3	5		21	92	51	1	4	2
	(b.) Angina pectoris ....M.	13						2			1	2	5				
	,, ...F.	5										1	3	1			
95	Other diseases of the heart ....M.	47		2	1			1	3		1	5	12	10		1	
	,, ...F.	38		2			1	1	1	1		1	16	11			1
	(a.) Functional diseases of the heart (no organic lesion) ....M.	9											3	5			
	Ditto ....F.	11								1			4	6			
	(b.) Other diseases of the heart (rheumatic) ....M.	4						1	1				1				
	Ditto ....F.	9		1				1					5	2			
	(c.) Other diseases of the heart (non-rheumatic) ....M.	34		2	1				2		1	5	8	5		1	
	Ditto ....F.	18		1			1		1			1	7	3			1
96	Aneurism (heart and aorta excepted) ....M.	29							1			1	25				
	,, ...F.	8							1				5	1			
97	Arteriosclerosis (coronary or renal sclerosis or cerebral hæmorrhage excepted) M.	73	1			1	4		2		1	7	26	23			2
	Ditto ....F.	43		1			2	2	2			4	17	15			
98	Gangrene ....M.	4											4				
	,, ...F.	3											3				
99	Other diseases of the arteries ....M.	5		1									1	3			
	,, ...F.	9										1	3	4			
100	Diseases of the veins ....M.	6						1				1	2				
	,, ...F.	4					1	1				1	1				
101	Diseases of the lymphatic system ....M.	1															
102	High blood-pressure (idiopathic) ....M.	5										1	2	1			
	,, ...F.	2											2				
	Class VIII. Diseases of the respiratory system ....Total	540	2	4	1	1	7	16	20	9	7	70	207	78	3	6	6
	Ditto ....M.	338	2	2	1	1	6	12	13	6	6	47	130	43		5	5
	,, ...F.	202		2			1	4	7	3	1	23	77	35	3	1	1
104	Diseases of the nasal fossæ and accessory sinuses ....M.	2										1	1				
	Ditto ....F.	1												1			
105	Diseases of the larynx ....M.	1										1					
	,, ...F.	1											1				
106	Bronchitis ....M.	19	1				1	3		1		2	4	2		1	1
	,, ...F.	9										1	3	2	1		
	(a.) Acute ....M.	5					1			1				2			
	,, ...F.	2													1		
	(b.) Chronic ....M.	13	1					2				2	4			1	1
	,, ...F.	5										1	2	2			
	(c.) Unspecified ....M.	1						1									
	,, ...F.	2											1				
107	Bronchopneumonia ....M.	141	1	1		1	2	2	5	1	2	17	62	23		2	1
	,, ...F.	78		1			1	2	2	1	1	10	37	10	1		1

BRITISH COLUMBIA, BY PLACE OF RESIDENCE, 1944—*Continued.*

Div. No. 5e.	Div. No. 5f.	Div. No. 6a.	Div. No. 6b.	Div. No. 6c.	Div. No. 6d.	Div. No. 6e.	Div. No. 6f.	Div. No. 7a.	Div. No. 7b.	Div. No. 7c.	Div. No. 8a.	Div. No. 8b.	Div. No. 8c.	Div. No. 8d.	Div. No. 8e.	Div. No. 8f.	Div. No. 8g.	Div. No. 9a.	Div. No. 9b.	Div. No. 9c.	Div. No. 9d.	Div. No. 9e.	Div. No. 9f.	Div. No. 10a.	Div. No. 10b.	Div. No. 10c.	Div. No. 10d.	Int. List No.
1		1		4						4	6			3	1	3					2							92
			2	2							1					1												
1				1						1	2			3							1							92a
				3						2	4				1	1					1							92b
			2								1																	
		1								1						2												92c
				2												1												
	5	2	8	32		1		1	1	3	3	1		4	8	4				3	9					2	3	93
	1		7	4			1				1		1	5	3	3					2					1	1	
																												93a
			1																									
																												93b
													1															
				2		1																						93c
				1										2														
	2	2	8	28						3	2	1		3	3	3				3	9					2	3	93d
	1		6	2			1				1			3	3	3					2					1	1	
	3			2				1	1		1			1	5	1												93e
				1																								
		1	3	12		1	1	2		7	3	2		1	3	1		1			8			1			2	94
		2	1	1						1		1									4							
		1	3	12		1	1	2		7		2		1	3	1		1			8			1			2	94a
		2	1	1						1		1									4							
											3																	94b
								1	1			1		1		2	1				3		1					95
	1																				2							
																					1							95a
																							1					95b
								1	1			1		1		2	1				2							95c
	1																				2							
														1													1	96
											1																	
								1			1				2								1				1	97
																												98
																												99
																					1							
				2																								100
	1																											101
															1													102
3	6	2	10	13			2	4		5	7	4		3	11	5	4		2	1	10	7		2		1	1	
1	5	2	4	7			2	2		3	3	3		2	3	4	3		2	1	9	1		1			1	
2	1		6	6				2		2	4	1		1	8	1	1				1	6		1		1		
																												104
																												105
	1						1										1											106
	1														1													
																	1											106a
															1													
	1						1																					106b
																												106c
	1																											
	1	1	3	4				1		1		2			1		1				5						1	107
			2	1				1				1			2	1					1	1				1		

TABLE 30.—CAUSES OF DEATH BY SEX IN CENSUS DIVISIONS,

Int. List No.	CAUSES OF DEATH.	TOTAL.	Div. No. 1a.	Div. No. 1b.	Div. No. 1c.	Div. No. 2a.	Div. No. 2b.	Div. No. 2c.	Div. No. 3a.	Div. No. 3b.	Div. No. 3c.	Div. No. 4a.	Div. No. 4b.	Div. No. 5a.	Div. No. 5b.	Div. No. 5c.	Div. No. 5d.
108	Lobar pneumonia ....M.	85		1			2	2	1	2		14	35	11		2	1
	" ....F.	47						1	1			6	18	7			
109	Pneumonia (unspecified) ....M.	43			1				4		3	9	6	4			
	" ....F.	41						1	3	2		4	9	8		1	
110	Pleurisy ....M.	15						2	1	1	1	1	6	1			1
	" ....F.	4												4			
	(a.) Empyema ....M.	13						2		1	1	1	5	1			1
	" ....F.	3												3			
	(b.) Others under this title ....M.	2							1				1				
	" ....F.	1												1			
111	Hæmorrhagic infarction, congestion, œdema, and thrombosis of the lungs ....M.	9						1				1	6				
	Ditto ....F.	10		1								1	6		1		
	(a.) Hæmorrhagic infarction and thrombosis of the lungs ....M.	3										1	1				
	Ditto ....F.	3											2		1		
	(b.) Others under this title ....M.	6						1					5				
	" ....F.	7		1								1	4				
112	Asthma ....M.	10							2			1	4	1			1
	" ....F.	8							1			1	2	2			
113	Pulmonary emphysema ....M.	1								1							
114	Other diseases of the respiratory system (tuberculosis excepted) ....M.	12					1	2					6	1			
	Ditto ....F.	3											1	1			
	(a.) Silicosis ....M.	8					1	2					3	1			
	(b.) Other and unspecified forms of pneumoconioses ....M.	1											1				
	(d.) Others under this title ....M.	3											2				
	" ....F.	3											1	1			
	Class IX. Diseases of the digestive system ....Total	474	2	5	2		14	13	9	6	6	58	185	91	3	4	8
	Ditto ....M.	309	2	5	1		5	9	4	3	4	37	117	64	2	1	4
	" ....F.	165			1		9	4	5	3	2	21	68	27	1	3	4
115	Diseases of the buccal cavity and annexa, and of the pharynx and tonsils																
	Ditto ....M.	13						1		2		1	6	3			
	" ....F.	9					5	1					1	2			
	(a.) Diseases of the teeth and gums M.	4											3	1			
	" ....F.	2											1	1			
	(b.) Septic sore throat ....M.	4										1	2	1			
	" ....F.	6					5	1									
	(c.) Diseases of the pharynx and tonsils ....M.	4						1		2			1				
	Ditto ....F.	1												1			
	(d.) Others under this title ....M.	1												1			
116	Diseases of the œsophagus ....M.	2											1				
117	Ulcer of the stomach or duodenum ....M.	97	1				2	6			1	10	38	20	2		1
	" ....F.	12					1					2	6	1			
	(a.) Stomach ....M.	45	1				1	1			1	8	13	11	2		
	" ....F.	8					1						4	1			
	(b.) Duodenum ....M.	52					1	5				2	25	9			1
	" ....F.	4										2	2				
118	Other diseases of the stomach ....M.	3							1				1	1			
	" ....F.	9										4	3				
119	Diarrhœa and enteritis (under 2 years of age) ....M.	23					1		1			2	3	3			1
	Ditto ....F.	22									1	3	8	1			
	(a.) Diarrhœa and enteritis ....M.	22					1		1			2	2	3			1
	" ....F.	22									1	3	8	1			
	(b.) Ulceration of the intestines ....M.	1											1				
120	Diarrhœa and enteritis (2 years of age and over) ....M.	8						1	1			2	3				
	Ditto ....F.	10										3	4	2			1
	(a) Diarrhœa and enteritis ....M.	4										2	1				
	" ....F.	7										1	4	1			1
	(b.) Ulceration of the intestines ....M.	4						1	1				2				
	" ....F.	3										2		1			
121	Appendicitis ....M.	39	1	2				1	1		2	6	12	6		1	1
	" ....F.	21					2	1	3	2		1	6	2		1	1
122	Hernia, intestinal obstruction ....M.	61		3			1			1		6	25	17			
	" ....F.	25			1				1			2	10	8		1	1
	(a.) Hernia ....M.	29		2						1		4	16	3			
	" ....F.	8										1	3	3		1	
	(b.) Intestinal obstruction ....M.	32		1			1					2	9	14			
	" ....F.	17			1				1			1	7	5			1
123	Other diseases of the intestines ....M.	8										3	3	1			
	" ....F.	6							1			1	4				
124	Cirrhosis of the liver ....M.	31					1					3	16	8			
	" ....F.	16					1			1			10	4			
	(a.) With mention of alcoholism ....F.	2											2				
	(b.) Without mention of alcoholism M.	31					1					3	16	8			
	" ....F.	14					1			1			8	4			

BRITISH COLUMBIA, BY PLACE OF RESIDENCE, 1944—*Continued.*

Div. No. 5e.	Div. No. 5f.	Div. No. 6a.	Div. No. 6b.	Div. No. 6c.	Div. No. 6d.	Div. No. 6e.	Div. No. 6f.	Div. No. 7a.	Div. No. 7b.	Div. No. 7c.	Div. No. 8a.	Div. No. 8b.	Div. No. 8c.	Div. No. 8d.	Div. No. 8e.	Div. No. 8f.	Div. No. 8g.	Div. No. 9a.	Div. No. 9b.	Div. No. 9c.	Div. No. 9d.	Div. No. 9e.	Div. No. 9f.	Div. No. 10a.	Div. No. 10b.	Div. No. 10c.	Div. No. 10d.	Int. List No.
1	1		1	2			1	1		2	2					2					1							108
1				4				1		2	3			1								2						
	1			1							1	1		2	2	2	1		1	1	1	1		1				109
1			1	1							1				4		1					3		1				
																					1							110
																					1							110a
																												110b
																					1							111
															1													
																					1							111a
																												111b
		1													1													
																												112
			2																									
																												113
	1																		1									114
			1																									
																			1									114a
																												114b
	1																											114d
			1																									
2		2	7	8		1		1	1	3	3	1	2	1	4	3		2		5	5	2	1		1	2	11	
1		2	6	6		1		1	1	2	2	1	2	1	3	3		1		3	5	1			1	1	7	
1			1	2						1	1				1			1		2		1	1			1	4	
																												115
																												115a
																												115b
																												115c
																												115d
1																												116
		1	2	3		1		1							3					1	2						2	117
										1								1										
		1	1												2					1	1						1	117a
										1								1										
			1	3		1		1							1						1						1	117b
																												118
																				1		1						
			2	1									1			2				1	1	1					3	119
			1	1							1				1					1			1				3	
			2	1									1			2				1	1	1					3	119a
			1	1							1				1					1			1				3	
																												119b
				1																								120
				1																								120a
																												120b
		1	1															1							1		1	121
1													1														1	
				1					1		2					1				1	1					1		122
				1																								
											1					1				1								122a
				1					1		1										1					1		122b
				1																								
														1														123
			1							1											1							124
																												124a
			1							1											1							124b

TABLE 30.—CAUSES OF DEATH BY SEX IN CENSUS DIVISIONS,

Int. List No.	CAUSES OF DEATH.	TOTAL.	Div. No. 1a.	Div. No. 1b.	Div. No. 1c.	Div. No. 2a.	Div. No. 2b.	Div. No. 2c.	Div. No. 3a.	Div. No. 3b.	Div. No. 3c.	Div. No. 4a.	Div. No. 4b.	Div. No. 5a.	Div. No. 5b.	Div. No. 5c.	Div. No. 5d.
125	Other diseases of the liver ....M.	3									1	1					1
	,, ...F.	4											3	1			
	(a.) Acute yellow atrophy ....M.	1									1						
	,, ...F.	1											1				
	(b.) Others under this title ....M.	2										1					1
	,, ...F.	3											2	1			
126	Biliary calculi ....M.	11										2	6	2			
	,, ...F.	17										2	10	4			
127	Other diseases of the gall-bladder and bile-ducts ....M.	5			1							1	2	1			
	Ditto ....F.	10						2				3	1	2		1	1
128	Diseases of the pancreas ....M.	4											1	2			
	,, ...F.	1									1						
129	Peritonitis without stated cause ....M.	1															
	,, ...F.	3											2		1		
	Class X. Diseases of the urinary and genital systems ....Total	558	4	10	4	3	17	11	21	5	3	69	234	104		5	8
	Ditto ....M.	370	2	5	3		10	8	12	2	3	44	158	71		3	7
	,, ...F.	188	2	5	1	3	7	3	9	3		25	76	33		2	1
130	Acute nephritis ....M.	1												1			
	,, ...F.	1					1										
131	Chronic nephritis ....M.	217		4	1		8	2	7	2	2	25	95	46		2	5
	,, ...F.	147	2	4	1	2	6	3	9	2		18	61	25		2	
132	Nephritis unspecified (over 10 years of age ....M.	10	2	1					1				3				
	Ditto ....F.	7										2	2	1			1
133	Other diseases of the kidneys and ureters ....M.	13										1	9	2			
	Ditto ....F.	14		1						1		2	4	4			
134	Calculi of the urinary passages ....M.	18									1	3	10	2			1
	,, ...F.	7										1	5	1			
135	Diseases of the urinary bladder ....M.	9			1			3					1				
	,, ...F.	4				1							2	1			
136	Diseases of the urethra, urinary abscess, etc. ....M.	2															
	(a.) Stricture of the urethra ....M.	1															
	(b.) Others under this title ....M.	1															
137	Diseases of the prostate ....M.	100			1		2	3	4			15	40	20		1	1
139	Diseases of the female genital organs (non-venereal) ....F.	8										2	2	1			
	(a.) Ovaries, Fallopian tubes, and parametria ....F.	3										1	1	1			
	(b.) Uterus ....F.	5										1	1				
	Class XI. Diseases of pregnancy, childbirth, and the puerperal state....Total	50				1	1	2	1	1		14	15	4	1		1
140	Abortion with mention of infection....F.	8					1		1			1	3		1		
	(a.) Spontaneous, therapeutic, or unspecified ....F.	3							1			1					
	(b.) Self-induced ....F.	5					1						3		1		
141	Abortion without mention of infection..F.	1											1				
	(c.) Non-therapeutic ....F.	1											1				
142	Ectopic gestation ....F.	6										3	3				
	(b.) Without mention of infection....F.	6										3	3				
144	*Toxæmias of pregnancy—death prior to delivery* ....F.	3										1		2			
146	Hæmorrhage of childbirth and the puerperium ....F.	6						1				2	2				
	(a.) Placenta prævia ....F.	2						1					1				
	(b.) Premature separation of placenta ....F.	1											1				
	(c.) Others under this title ....F.	3										2					
147	Infection during childbirth and the puerperium ....F.	12				1						2	5	1			1
148	Puerperal toxæmias—following delivery ....F.	6								1		4		1			
	(a.) Puerperal eclampsia ....F.	2								1		1					
	(b.) Puerperal albuminuria and nephritis ....F.	2										2					
	(d.) Others under this title....F.	2										1		1			
149	Other accidents of childbirth ....F.	4						1				1					
	(a.) Laceration, rupture, or other trauma of pelvic organs and tissues..F.	1						1									
	(b.) Other conditions of childbirth....F.	3										1					
150	Other and unspecified conditions of childbirth and the puerperal state ....F.	4											1				
	(c.) Others under this title ....F.	4											1				
	Class XII. Diseases of the skin and cellular tissue ....Total	6								1	1		3				
	Ditto ....M.	2											2				
	,, ...F.	4								1	1		1				

BRITISH COLUMBIA, BY PLACE OF RESIDENCE, 1944—*Continued.*

Div. No. 5e.	Div. No. 5f.	Div. No. 6a.	Div. No. 6b.	Div. No. 6c.	Div. No. 6d.	Div. No. 6e.	Div. No. 6f.	Div. No. 7a.	Div. No. 7b.	Div. No. 7c.	Div. No. 8a.	Div. No. 8b.	Div. No. 8c.	Div. No. 8d.	Div. No. 8e.	Div. No. 8f.	Div. No. 8g.	Div. No. 9a.	Div. No. 9b.	Div. No. 9c.	Div. No. 9d.	Div. No. 9e.	Div. No. 9f.	Div. No. 10a.	Div. No. 10b.	Div. No. 10c.	Div. No. 10d.	Int. List No.
																												125
																												125a
																												125b
										1																		126
																										1		
																												127
																											1	128
												1																129
	1	3	7	17		1	3	3		8	3		1		3	1		1		2	4						2	
	1	3	5	12		1	1	3		5	2		1		3			1		2	2							
			2	5			2			3	1					1					2						2	
																												130
		1		7			1	2		3	1		1							1	1							131
			2	3						2	1					1					2						1	
			1	1						1																		132
							1																					
		1																										133
				1			1																					
			1																									134
			2																	1	1							135
										1					1													136
															1													136a
										1																		136b
	1	1	1	4		1		1			1				2			1										137
				1						1																	1	139
																												139a
				1						1																	1	139b
			1									1	1	2			1					1			1	1		
														1														140
														1														140a
																												140b
																												141
																												141c
																												142
																												142b
																												144
			1																									146
																												146a
																												146b
			1																									146c
												1										1						147
																												148
																												148a
																												148b
																												148d
														1												1		149
																												149a
														1												1		149b
													1				1								1			150
													1				1								1			150c
																						1						
																						1						

TABLE 30.—CAUSES OF DEATH BY SEX IN CENSUS DIVISIONS,

Int. List No.	CAUSES OF DEATH.	TOTAL.	Div. No. 1a.	Div. No. 1b.	Div. No. 1c.	Div. No. 2a.	Div. No. 2b.	Div. No. 2c.	Div. No. 3a.	Div. No. 3b.	Div. No. 3c.	Div. No. 4a.	Div. No. 4b.	Div. No. 5a.	Div. No. 5b.	Div. No. 5c.	Div. No. 5d.
151	Carbuncle and furuncle ....F.	1															
152	Phlegmon and acute abscesses ....M.	2											2				
153	Other diseases of the skin and cellular tissue ....F.	3								1	1		1				
	Class XIII. Diseases of the bones and organs of movement ....Total	8						2				1	5				
	Ditto ....M.	7						2					5				
	" ....F.	1										1					
154	Osteomyelitis and periostitis ....M.	3						1					2				
	" ....F.	1										1					
156	Diseases of the joints and other organs of movement ....M.	4						1					3				
	(a.) Diseases of the joints (tuberculosis and rheumatism excepted)..M.	1											1				
	(b.) Others under this title ....M.	3						1					2				
	Class XIV. Congenital malformations ....Total	127		1			2	4	3		1	12	61	19		3	3
	Ditto ....M.	73					1	3	2		1	3	35	11		2	3
	" ....F.	54		1			1	1	1			9	26	8		1	
157	Congenital malformations ....M.	73					1	3	2		1	3	35	11		2	3
	" ....F.	54		1			1	1	1			9	26	8		1	
	(a.) Congenital hydrocephalus ....M.	11					1					1	7	1			
	" ....F.	7											5	2			
	(b.) Spina bifida and meningocele....M.	5											3	1			1
	" ....F.	6					1					1	2	1			
	(c.) Anencephalus ....M.	1											1				
	" ....F.	1											1				
	(d.) Congenital malformations of the heart ....M.	30							2		1	1	17	4		1	1
	Ditto ....F.	21						1				3	9	4		1	
	(e.) Others under this title....M.	26						3				1	7	5		1	1
	" ....F.	19		1					1			5	9	1			
	Class XV. Diseases peculiar to the first year of life....Total	382	2	5	3	2	9	7	13	10		56	123	49	3	7	6
	Ditto ....M.	228		2	2	1	5	5	8	6		31	85	27	2	4	3
	" ....F.	154	2	3	1	1	4	2	5	4		25	38	22	1	3	3
158	Congenital debility ....M.	9							1			1					1
	" ....F.	14		1		1				1		1					
159	Premature birth ....M.	136		1	1		4	5	5	3		18	54	15	1	2	2
	" ....F.	85	1	1	1		2	2	4	2		12	20	13	1	2	1
160	Injury at birth....M.	39		1	1	1			1	1		5	15	5	1		
	" ....F.	28	1				1					7	9	6		1	
	(a.) Intracranial or spinal hæmorrhage ....M.	16		1								1	10				
	Ditto ....F.	9										3	5				
	(b.) Other intracranial or spinal injuries ....M.	1												1			
	Ditto ....F.	1										1					
	(c.) Others under this title....M.	22			1	1			1	1		4	5	4	1		
	" ....F.	18	1				1					3	4	6		1	
161	Other diseases peculiar to the first year of life ....M.	44					1		1	2		7	16	7		2	
	Ditto ....F.	27		1			1		1	1		5	9	3			2
	(a.) Asphyxia (unspecified), atelectasis ....M.	22					1		1	1		2	8	5		1	
	Ditto ....F.	16		1			1		1	1		3	5	3			1
	(b.) Infection of the umbilicus, pemphigus, and other infections....M.	5										1	3				
	Ditto ....F.	3											1				
	(c.) Other specified diseases peculiar to the first year of life....M.	17								1		4	5	2		1	
	Ditto ....F.	8										2	3				1
	Class XVI. Senility....Total	172		1			6	5	6	4	7	60	35	9		3	3
	" ....M.	95		1			3	4	5	2	5	34	17	2		1	2
	" ....F.	77					3	1	1	2	2	26	18	7		2	1
162	Senility ....M.	95		1			3	4	5	2	5	34	17	2		1	2
	" ....F.	77					3	1	1	2	2	26	18	7		2	1
	(a.) With dementia ....M.	52					2	1	1	1	2	27	13	1			
	" ....F.	33									1	15	12	3		1	1
	(b.) Without dementia ....M.	43		1			1	3	4	1	3	7	4	1		1	2
	" ....F.	44					3	1	1	2	1	11	6	4		1	
	Class XVII. Violent or accidental deaths ....Total	761	4	12	8	1	14	24	35	10	4	80	318	110	3	14	16
	Ditto ....M.	589	3	10	7	1	12	19	25	10	3	61	232	90	3	10	12
	" ....F.	172	1	2	1		2	5	10		1	19	86	20		4	4

BRITISH COLUMBIA, BY PLACE OF RESIDENCE, 1944—*Continued.*

Div. No. 5e.	Div. No. 5f.	Div. No. 6a.	Div. No. 6b.	Div. No. 6c.	Div. No. 6d.	Div. No. 6e.	Div. No. 6f.	Div. No. 7a.	Div. No. 7b.	Div. No. 7c.	Div. No. 8a.	Div. No. 8b.	Div. No. 8c.	Div. No. 8d.	Div. No. 8e.	Div. No. 8f.	Div. No. 8g.	Div. No. 9a.	Div. No. 9b.	Div. No. 9c.	Div. No. 9d.	Div. No. 9e.	Div. No. 9f.	Div. No. 10a.	Div. No. 10b.	Div. No. 10c.	Div. No. 10d.	Int. List No.
																						1						151
																												152
																												153
																												154
																												156
																												156a
																												156b
1			1	4		1	1	1			1	1		1	1						2	1				1	1	
1			1	3			1	1						1	1						1					1	1	
				1		1					1	1									1	1						
1			1	3			1	1						1	1						1					1	1	157
				1		1					1	1									1	1						
															1													157a
																												157b
																					1							
																												157c
				1										1													1	157d
				1		1																1						
1			1	2			1	1													1					1		157e
											1	1																
3	4		7	7		5	2	2	2	6	3		2	6	4	4	3		1	1	13	2	1		1	2	6	
2	3		5	4		1	1	1	1	4	2		2	3	1	3					5	1	1		1	2	4	
1	1		2	3		4	1	1	1	2	1			3	3	1	3		1	1	8	1					2	
			1			1			1							1					1				1			158
				1		3					1				2	1				1	1							
1	3		1	4			1			2	1		1	3		2					1		1			1	3	159
	1		1	2		1			1	2				1	1		3		1		6	1					2	
1			1					1		1											2	1					1	160
			1					1													1							
1			1					1																			1	160a
																					1							
																												160b
										1											2	1						160c
			1					1																				
			2							1	1		1		1						1					1		161
1							1							2														
			1								1										1							161a
													1															161b
1														1														
			1							1					1											1		161c
							1							1														
2	3	1	2	1	2			1	1		2				5	2	2			1	2	3			1	1	1	
1	2	1	2	1	1				1		2				2	2	1				1	2						
1	1				1			1							3		1			1	1	1			1	1	1	
1	2	1	2	1	1				1		2				2	2	1				1	2						162
1	1				1			1							3		1			1	1	1			1	1	1	
			1	1							1				1													162a
1	2	1	1		1				1		1				1	2	1				1	2						162b
1	1				1			1							3		1			1	1	1			1	1	1	
6	2	4	8	11		1	5	4	1	4	4	6		7	3	3	1	1	1	3	11	4	3		1	5	9	
6	2	3	5	10		1	5	4		3	4	6		7	2	2				3	11	2	3		1	2	9	
		1	3	1					1	1					1	1	1	1	1			2				3		

TABLE 30.—CAUSES OF DEATH BY SEX IN CENSUS DIVISIONS,

Int. List No.	CAUSES OF DEATH.		TOTAL.	Div. No. 1a.	Div. No. 1b.	Div. No. 1c.	Div. No. 2a.	Div. No. 2b.	Div. No. 2c.	Div. No. 3a.	Div. No. 3b.	Div. No. 3c.	Div. No. 4a.	Div. No. 4b.	Div. No. 5a.	Div. No. 5b.	Div. No. 5c.	Div. No. 5d.
163–	Suicides	M.	64	1				3	2	2	1		8	31	6			
164	,,	F.	24					1	1	1			1	12	6			1
163	Suicide by poisoning	M.	10					1					1	7				
	,,	F.	14					1		1				10	1			1
	(a.) By corrosive substances, solid and liquid poisonings	M.	3					1					1					
	Ditto	F.	6					1		1				2	1			1
	(b.) By poisonous gas	M.	7											7				
	,,	F.	8											8				
164	Suicide by other means	M.	54	1				2	2	2	1		7	24	6			
	,,	F.	10						1				1	2	5			
	(a.) By hanging or strangulation	M.	13					2					1	7	1			
	,,	F.	4						1						2			
	(b.) By drowning	M.	11								1		1	7	1			
	,,	F.	4											1	3			
	(c.) By firearms or explosives	M.	21	1					2	2			4	4	4			
	(d.) By cutting or piercing instruments	M.	3											2				
	(e.) By jumping from high places	M.	4											3				
	,,	F.	1											1				
	(f.) By crushing	M.	2										1	1				
	,,	F.	1										1					
166–	Homicides	M.	9							1			1	5				
168	,,	F.	9					1		1			2	3	1			
166	Homicide by firearms	M.	5							1				3				
	,,	F.	3										1	2				
167	Homicide by cutting or piercing instruments	M.	1															
	Ditto	F.	2										1					
168	Homicide by other or unspecified means	M.	3										1	2				
	Ditto	F.	4					1		1				1	1			
169–	Accidental deaths	M.	515	2	10	7	1	9	17	22	9	3	52	196	84	3	10	12
195	,,	F.	139	1	2	1			4	8		1	16	71	13		4	3
169	Railway accidents (excluding motor-vehicles)	M.	17					1	1				4	6				
170	Motor-vehicle accidents	M.	107	1	2		1		2	5	1	2	14	41	22		1	
	,,	F.	7		1					1				3			1	
	(a.) Collisions with trains	M.	5				1			1			1	1				
	(b.) Collisions with street-cars	M.	5											5				
	(c.) Automobile accidents (excluding trains or street-cars)	M.	96	1	2				2	4	1	2	13	35	21		1	
	Ditto	F.	7		1					1				3			1	
	(d.) Motor-cycle accidents (excluding automobiles)	M.	1												1			
171	Street-car and other road transport accidents	M.	9											7	2			
	Ditto	F.	9	1										8				
	(a.) Street-car accidents (excluding trains and motor-vehicles)	M.	8											7	1			
	Ditto	F.	8											8				
	(b.) Others under this title	M.	1												1			
	,,	F.	1	1														
172	Water transport accidents	M.	17							1				8	2			1
	,,	F.	1												1			
173	Air transport accidents	M.	49		1			1		3			5	16	19	1		
174	Accidents in mines and quarries	M.	8		1	2			1						1			
175	Agricultural and forestry accidents	M.	52		2	2		1	3	2	2		4	8	10	1	3	4
	(a.) Accidents involving agricultural machinery and vehicles	M.	1			1												
	(b.) Injury by animals, in agriculture	M.	4						1									
	(c.) Other agricultural accidents	M.	3			1							1		1			
	(d.) Accidents involving forestry machinery and vehicles	M.	13		2				1	1				2	2			2
	(e.) Other forestry accidents	M.	31					1	1	1	2		3	6	7	1	3	2
176	Other accidents involving machinery	M.	7										3	1	2			
177	Food poisoning	M.	3												2		1	
	,,	F.	1												1			
178	Accidental absorption of poisonous gas	M.	16										3	10	2			
	Ditto	F.	4										1	3				
	(a.) Coal- and illuminating-gas	M.	9										2	7				
	,,	F.	4										1	3				
	(b.) Motor-vehicle exhaust gas	M.	1												1			
	(c.) Other carbon-monoxide gas	M.	3										1	1	1			
	(d.) Other poisonous gases	M.	3											2				
179	Acute accidental poisoning by solids or liquids	M.	6							1			1	4				
	Ditto	F.	2											2				
180	Conflagration	M.	7							1				2	1			
	,,	F.	6											4	1			
181	Accidental burns (conflagration excepted)	M.	7							1	1		2	1	1			
	Ditto	F.	11							1		1	2	1	2		1	

BRITISH COLUMBIA, BY PLACE OF RESIDENCE, 1944—*Continued.*

Div. No. 5e.	Div. No. 5f.	Div. No. 6a.	Div. No. 6b.	Div. No. 6c.	Div. No. 6d.	Div. No. 6e.	Div. No. 6f.	Div. No. 7a.	Div. No. 7b.	Div. No. 7c.	Div. No. 8a.	Div. No. 8b.	Div. No. 8c.	Div. No. 8d.	Div. No. 8e.	Div. No. 8f.	Div. No. 8g.	Div. No. 9a.	Div. No. 9b.	Div. No. 9c.	Div. No. 9d.	Div. No. 9e.	Div. No. 9f.	Div. No. 10a.	Div. No. 10b.	Div. No. 10c.	Div. No. 10d.	Int. List No.
				2				1		2				2		1					1						1	163,
			1																									164
										1																		163
										1																		163a
																												163b
				2				1		1				2		1					1						1	164
			1																									
				1										1														164a
			1																									
																											1	164b
								1						1		1					1							164c
				1																								164d
										1																		164e
																												164f
																										1	1	166–
																										1		168
																											1	166
																										1		167
																										1		
																												168
6	2	3	5	7		1	5	3		1	4	6		5	2	1				3	10	2	3		1	1	7	169–
		1	2	1					1	1					1	1	1	1	1			2				2		195
		1		1								2		1														169
				2			2					1		2							3						5	170
							1																			1		170a
																												170b
				2			1					1		2							3						5	170c
																										1		
																												170d
																												171
																												171a
																												171b
2		1						1															1					172
1	2																											173
							2													1								174
2			2	1						1		1		2									1					175
																												175a
				1										2														175b
																												175c
1										1													1					175d
1			2									1																175e
												1																176
																												177
			1																									178
																												178a
																												178b
																												178c
			1																									178d
																												179
			1																							1	1	180
			1																									
									1	1											1					1		181

TABLE 30.—CAUSES OF DEATH BY SEX IN CENSUS DIVISIONS,

Int. List No.	CAUSES OF DEATH.	TOTAL.	Div. No. 1a.	Div. No. 1b.	Div. No. 1c.	Div. No. 2a.	Div. No. 2b.	Div. No. 2c.	Div. No. 3a.	Div. No. 3b.	Div. No. 3c.	Div. No. 4a.	Div. No. 4b.	Div. No. 5a.	Div. No. 5b.	Div. No. 5c.	Div. No. 5d.
	Accidentals deaths—*Continued.*																
182	Accidental mechanical suffocation ....M.	5					1						1	1			
	" ....F.	2															
183	Accidental drowning ....M.	57	1				2	4	3	1		5	23	4	1		2
	" ....F.	12							1			3	4				
184	Accidental injury by firearms ....M.	9		1				1				1	1				2
	" ....F.	1											1				
185	Accidental injury by cutting or piercing instruments ....M.	3								1			1				
	Ditto ....F.	1										1					
186	Accidental injury by fall or crushing M.	104		2	2		2	4	3	1	1	6	57	11		4	2
	" ....F.	73			1			4	4			8	40	8		2	3
	(a.) Accidental injury by fall ....M.	95		2	2		1	4	3		1	5	51	11		4	2
	" ....F.	71			1			4	4			8	40	8		2	2
	(b.) Accidental injury by crushing..M.	9					1			1		1	6				
	" ....F.	2															1
188	Injury by animals ....M.	3							1	1				1			
	" ....F.	1		1													
189	Hunger or thirst ....M.	2															
190	Excessive cold ....M.	1															
193	Accidents due to electric currents ....M.	1								1							
	" ....F.	1											1				
195	Other accidents ....M.	25		1	1		1	1	1			4	9	3		1	1
	" ....F.	7							1			1	4				
	(d.) Obstruction, suffocation, or puncture by ingested objects ....M.	5						1				2	2				
	Ditto ....F.	2										1	1				
	(e.) Other and unspecified objects M.	20		1	1		1		1			2	7	3		1	1
	" ....F.	5							1				3				
196–198	Operations of war and legal executions ....M.	1															
196	Deaths of persons in military service during operations of war ....M.	1															
	Class XVIII. Ill-defined and unknown causes of death ....Total	51		1			4	3	3	1	1	2	9				
	Ditto ....M.	31		1			2	2	1	1	1	1	5				
	" ....F.	20					2	1	2			1	4				
200	Ill-defined and unknown causes ....M.	31		1			2	2	1	1	1	1	5				
	" ....F.	20					2	1	2			1	4				
	(a.) Ill-defined ....M.	18		1			2	2	1			1	4				
	" ....F.	10					2	1	1				4				
	(b.) Found dead ....M.	1											1				
	" ....F.	1										1					
	(c.) Unknown or unspecified cause ..M.	12								1	1						
	" ....F.	9							1								

CLASSIFICATION OF ACCIDENTAL DEATHS

(These accidental deaths are classified above according to circumstances involving the

	Accidental absorption of poisonous gas ....M.	18										3	11	3			
	Ditto ....F.	5										1	4				
	Accidental burns ....M.	20		1			1		3	1		3	5	2			
	" ....F.	17							1		1	2	4	4		1	
	Accidental mechanical suffocation ....M.	7					1						2	2			
	" ....F.	2															
	Accidental drowning ....M.	82	1		1		2	4	5	2		5	32	10	1		3
	" ....F.	12							1			3	4				
	Accidental injury by cutting or piercing instruments ....M.	4								1		1	1				
	Ditto ....F.	1										1					
	Accidental injury by fall ....M.	103		2	2		1	4	3		2	8	51	14		4	2
	" ....F.	72	1		1			4	4			8	40	8		2	2
	Accidental injury by crushing ....M.	229	1	5	2	1	3	7	8	3	1	26	79	47	2	4	4
	" ....F.	17		1					1				11			1	1
	Accidents due to electric currents ....M.	1								1							
	" ....F.	1											1				

BRITISH COLUMBIA, BY PLACE OF RESIDENCE, 1944—*Continued.*

Div. No. 5e.	Div. No. 5f.	Div. No. 6a.	Div. No. 6b.	Div. No. 6c.	Div. No. 6d.	Div. No. 6e.	Div. No. 6f.	Div. No. 7a.	Div. No. 7b.	Div. No. 7c.	Div. No. 8a.	Div. No. 8b.	Div. No. 8c.	Div. No. 8d.	Div. No. 8e.	Div. No. 8f.	Div. No. 8g.	Div. No. 9a.	Div. No. 9b.	Div. No. 9c.	Div. No. 9d.	Div. No. 9e.	Div. No. 9f.	Div. No. 10a.	Div. No. 10b.	Div. No. 10c.	Div. No. 10d.	Int. List No.
															1						1							182
																		1	1									
		1		2				2				1				1				1	2		1					183
		1														1						2						
1											1										1							184
																						1						185
			1	1			1				3									1					1		1	186
			1	1													1											
			1	1			1				3									1					1		1	186a
			1	1																								
																												186b
																	1											
																												188
						1																1						189
															1													190
																												193
																					2							195
															1													
																												195d
																					2							195e
															1													
																												196–
				1																								198
				1																								196
			1	2							3	1	2		1	2	8		1			1			1	3	1	
			1	1							3	1	1		1	2	5									2		
				1									1				3		1			1			1	1	1	
			1	1							3	1	1		1	2	5									2		200
				1									1				3		1			1			1	1	1	
			1								2	1			1											2		200a
																						1					1	
																												200b
				1							1		1			2	5											200c
				1									1				3		1						1	1		

ACCORDING TO THE NATURE OF INJURY.

accident, under rubrics 169 to 176, 178, 180, 181, 182, 183, 185, 186, 187, and 193.)

			1																									
			1																		1					1	1	
			1						1	1																1		
															1						1							
																		1	1									
2		2		2				3				1				1				1	2		2					
		1														1						2						
																						1						
			1	1			1				3									2					1		1	
			1	1																								
3	2	1	2	4			4			1		5		5							3		1				5	
																	1									1		

TABLE 31.—CAUSES OF DEATH BY SEX IN CITIES AND VILLAGES OF 1,000 POPULATION AND OVER, BRITISH COLUMBIA, BY PLACE OF RESIDENCE, 1944.

Int. List No.	CAUSES OF DEATH.	TOTAL.	Alberni.	Chilliwack.	Courtenay.	Cranbrook.	Creston.	Duncan.	Fernie.	Grand Forks.	Kamloops.	Kelowna.	Ladysmith.	Mission.	Nanaimo.	Nelson.	New Westminster.	North Vancouver.	Port Alberni.	Port Coquitlam.	Port Moody.	Prince George.	Prince Rupert.	Revelstoke.	Rossland.	Trail.	Vancouver.	Vernon.	Victoria.
	Deaths, all causes ....Total	5679	24	55	20	49	20	40	19	24	105	66	27	36	138	83	254	149	30	24	13	35	78	18	26	79	3434	51	782
	,, ...M.	3483	13	36	11	26	11	27	11	13	83	41	18	20	85	55	147	85	16	18	6	24	55	11	19	42	2136	34	440
	,, ...F.	2196	11	19	9	23	9	13	8	11	22	25	9	16	53	28	107	64	14	6	7	11	23	7	7	37	1298	17	342
	Class I. Infectious and parasitic diseases ....Total	354		4	1	3	2	6		2	5	5	2		9	6	18	14	2		1	1	8		3	3	220	3	36
	,, ...M.	236		4		1	2	6		2	3	3	1		6	4	10	9	1		1	1	6		3		146	3	24
	,, ...F.	118			1	2					2	2	1		3	2	8	5	1				2			3	74		12
1	Typhoid fever ....M.	2																										2	
6	Cerebrospinal meningitis ....M.	4		1																			1				2		
	,, ...F.	2																1								1			
9	Whooping-cough ....M.	2																									2		
	,, ...F.	2				1																					1		
13–22	Tuberculosis ....M.	149		1				3			2	1	1		3	3	5	7			1	1	1		2		96	1	21
	,, ...F.	71			1						1	1	1		1	2	1	1					2			2	49		9
13	Tuberculosis of the respiratory system ....M.	136		1				3			2	1	1		3	3	5	6				1	1		1		89	1	18
	,, ...F.	64			1						1	1	1		1	2	1	1					1			1	46		7
	(a.) With mention of occupational diseases of lungs ....M.	10														2											8		
	(b.) Without mention of occupational diseases of lungs ....M.	122		1				3			2	1	1		2	1	4	6				1	1		1		79	1	18
	Ditto ....F.	58			1						1		1		1	2	1						1			1	43		6
	(d.) With mention of dementia præcox ....M.	4													1		1										2		
	,, ...F.	6										1						1									3		1
14	Tuberculosis of the meninges and central nervous system ....M.	4																			1				1		2		
	Ditto ....F.	2																								1	1		
15	Tuberculosis of the intestines and peritoneum ....M.	2																									1		1
	,, ...F.	3																					1				2		
16	Tuberculosis of the vertebral column ....M.	1																											1
	,, ...F.	1																											1
17	Tuberculosis of other bones and joints ....M.	1																1											
	(a.) Bones ....M.	1																1											
21	Tuberculosis of other organs ....M.	2																									2		
22	Disseminated tuberculosis ....M.	3																									2		1
	,, ...F.	1																											1
	(a.) Acute generalized miliary ....M.	3																									2		1
	,, ...F.	1																											1
24	Purulent infection and septicæmia ....M.	3																									3		
27	Dysentery ....M.	1						1																					
	,, ...F.	1																									1		
28	Malaria ....M.	1																									1		
30	Syphilis ....M.	41				1					1	1			2		3	1	1				1				29		1
	,, ...F.	11									1							2									6		2
	(a.) Locomotor ataxia (tabes dorsalis) ....M.	5																									4		1
	(b.) General paralysis of the insane ....M.	13				1											1		1				1				9		
	,, ...F.	4																2									1		1

	(c.) Other syphilis of the central nervous system	M.	5								1															4		
	,,	F.	1																							1		
	(d.) Others under this title	M.	18									1			2		2	1								12		
	,,	F.	6								1															4		1
32	Other diseases due to spirochætes	M.	2														1						1					
	,,	F.	1														1											
33	Influenza	M.	20		1			2	1		2		1			1		1					2		1		6		2
	,,	F.	26										1			2		6		1							15		1
	(a.) With respiratory complications	M.	18		1			2	1				1			1		1					2		1		6		2
	,,	F.	21										1			1		5		1							12		1
	(b.) Without respiratory complications	M.	2								2																	
	,,	F.	5												1		1										3		
35	Measles	M.	1													1												
	,,	F.	1																							1		
37	Acute infectious encephalitis	M.	1		1																							
	,,	F.	1				1																					
38	Other diseases due to filterable viruses	M.	2															1								1		
	(c.) Chicken-pox	M.	1															1										
	(d.) Others under this title	M.	1																							1		
43	Mycoses	M.	1																							1		
	Other infectious and parasitic diseases	M.	6					1																		5		
	,,	F.	2															1								1		
	(b.) Lymphogranulomatosis (Hodgkin's disease)	M.	6					1																		5		
	,,	F.	2															1								1		
	Class II. Cancer and other tumours	*Total*	878		9	2	8	4	6	5	3	16	8	4	2	16	13	34	21	3	3		5	12	3	3	14	570	8	106
	,,	M.	466		7	1	5	2	5	3		7	6	1		9	9	18	10	1			3	8	2	2	7	304	7	49
	,,	F.	412		2	1	3	2	1	2	3	9	2	3	2	7	4	16	11	2	3		2	4	1	1	7	266	1	57
45–55	Cancer and other malignant tumours	M.	458		7	1	5	2	5	3		7	6	1		9	9	17	10	1			3	7	2	2	7	299	6	49
	,,	F.	401		2	1	3	2	1	2	3	8	2	3	2	7	4	16	11	2	3		2	4	1	1	7	256	1	57
45	Cancer of the buccal cavity and pharynx	M.	22										1			2	1	2						1			1	12	1	1
	,,	F.	4													1												2		1
46	Cancer of the digestive organs and peritoneum	M.	267		4		4		1	2		6	4	1		5	5	8	6	1			3	2	2	1	5	174	5	28
	,,	F.	172		1		2		1	1		4		1	1	2	2	8	3		2		1	1		1	2	112		27
	(a.) Œsophagus	M.	11															3										7		1
	,,	F.	6																1									5		
	(b.) Stomach	M.	98		3		1			1		4		1		3	2	3	3	1			2	1	1		2	60	1	9
	,,	F.	57				1			1					1	2	1	3	1							1		36		10
	(c.) Duodenum	F.	1																									1		
	(d.) Rectum and anus	M.	43		1											1			1								2	31		7
	,,	F.	19									2						1									1	11		4
	(e.) Intestines	M.	63				2		1	1			3				3		1					1				42	2	7
	,,	F.	57		1							2		1				2			1			1			1	37		11
	(f.) Liver and biliary passages	M.	19																				1		1	1	1	12	2	1
	,,	F.	15														1	1	1				1					11		
	(g.) Pancreas	M.	27				1					1				1		2	1									19		2
	,,	F.	15				1		1												1							10		2
	(h.) Mesentery and peritoneum	M.	5									1	1															2		1
	,,	F.	1																									1		
	(m.) Other and unspecified sites	M.	1																									1		
	,,	F.	1															1												
47	Cancer of the respiratory system	M.	59		1				2			1				1		1	2					2			1	39		9
	,,	F.	18								1		1			1			1	1							1	10		2
	(a.) Larynx	M.	8						1										1					1				4		1
	,,	F.	2																									2		
	(b.) Lung	M.	24		1				1									1	1					1			1	15		3
	,,	F.	10								1					1				1							1	4		2
	(c.) Mediastinum and other sites	M.	27									1				1												20		5
	,,	F.	6										1						1									4		

TABLE 31.—CAUSES OF DEATH BY SEX IN CITIES AND VILLAGES OF 1,000 POPULATION AND OVER, BRITISH COLUMBIA, BY PLACE OF RESIDENCE, 1944—*Continued.*

Int. List No.	CAUSES OF DEATH.	TOTAL.	Alberni.	Chilliwack.	Courtenay.	Cranbrook.	Creston.	Duncan.	Fernie.	Grand Forks.	Kamloops.	Kelowna.	Ladysmith.	Mission.	Nanaimo.	Nelson.	New Westminster.	North Vancouver.	Port Alberni.	Port Coquitlam.	Port Moody.	Prince George.	Prince Rupert.	Revelstoke.	Rossland.	Trail.	Vancouver.	Vernon.	Victoria.
	Cancer and other malignant tumours—*Continued.*																												
48	Cancer of the uterus ....F.	65		1		1	1			1	2				1		3	3					1			1	41		9
	(a.) Cervix ....F.	23				1									1			1								1	14		5
	(b.) Other and unspecified sites ....F.	42		1			1			1	2						3	2					1				27		4
49	Cancer of other female organs ....F.	22								1							1	1								1	15		3
50	Cancer of the breast ....F.	83			1		1				1	1	2	1	2	2	3	2	1	1		1	2	1		2	48	1	10
51	Cancer of the male genital organs ....M.	43		1			1	1	1						1	1	3	2					2				28		2
52	Cancer of the urinary organs ....M.	26			1			1				1													1		18		4
	" ....F.	11															1	1									9		
	(a.) Kidney ....M.	8										1															7		
	" ....F.	1																									1		
	(b.) Bladder ....M.	18			1			1																	1		11		4
	" ....F.	9															1										8		
	(c.) Other and unspecified sites ....F.	1																1											
53	Cancer of the skin ....M.	9					1										1										7		
	" ....F.	1																									1		
54	Cancer of the brain ....M.	8																									8		
	" ....F.	6																									5		1
55	Cancer of other and unspecified organs ....M.	24		1		1										2	2										13		5
	" ....F.	19							1		1																13		4
56	Non-malignant tumours ....M.	4																					1				3		
	" ....F.	9									1																8		
	(b.) Uterus ....F.	5									1																4		
	(d.) Brain and other parts of the central nervous system ....M.	1																									1		
	Ditto ....F.	3																									3		
	(e.) Other and unspecified organs ....M.	3																					1				2		
	" ....F.	1																									1		
57	Tumours of undetermined nature ....M.	4															1										2	1	
	" ....F.	2																									2		
	(d.) Brain and other parts of the central nervous system ....M.	3															1										1	1	
	Ditto ....F.	2																									2		
	(e.) Other and unspecified organs ....M.	1																									1		
	Class III. Rheumatism, diseases of nutrition and of the endocrine glands, other general and vitamin deficiency diseases ....Total	183		1		3		3	1	3	4	3	2	1	5	4	5	3		1		1	4			5	116	3	15
	Ditto ....M.	87		1		2		1			2	1	1		1	1	2	2				1	2				65	2	3
	" ....F.	96				1		2	1	3	2	2	1	1	4	3	3	1		1			2			5	51	1	12
58	Acute rheumatic fever ....M.	2																									1	1	
	" ....F.	5																								3	2		
	(a.) Acute rheumatic heart conditions ....M.	2																									1	1	
	" ....F.	5																								3	2		
59	Chronic rheumatism and other rheumatic diseases....M.	3																									3		
	" ....F.	2																									1		1

61	Diabetes mellitus ..... M.	54		1		2						1	1		1		1	1					1				43		2
	,, ... F.	66				1		2	1	2	1	1	1	1	3	3	1	1		1			1			1	34		11
62	Diseases of the pituitary gland ..... M.	1						1																						
63	Diseases of the thyroid and parathyroid glands ..... M.	11														1							1				8	1	
	,, ... F.	15								1	1				1		1									1	10		
	(b.) Exophthalmic goitre ..... M.	10														1							1				7	1	
	,, ... F.	14								1	1				1		1									1	9		
	(c.) Myxœdema and cretinism ..... M.	1																									1		
	(d.) Others under this title ..... F.	1																									1		
64	Diseases of the thymus gland ..... M.	12									2						1	1				1					6		1
	,, ... F.	8										1					1						1				4	1	
65	Diseases of the adrenal glands (Addison's disease) ..... M.	1																									1		
68	Beriberi ..... M.	1																									1		
70	Rickets ..... M.	1																									1		
71	Other vitamin deficiency diseases ..... M.	1																									1		
	Class IV. Diseases of the blood and blood-forming organs ..... Total	34		1		1					1					1	3		1			1		1			22		2
	Ditto ..... M.	24		1		1					1					1	2		1			1		1			14		1
	,, ... F.	10															1										8		1
73	Anæmias ..... M.	8		1							1													1			5		
	,, ... F.	3															1										2		
	(a.) Pernicious anæmia ..... M.	7		1							1													1			4		
	,, ... F.	2															1										1		
	(b.) Others under this title ..... M.	1																									1		
	,, ... F.	1																									1		
74	Leukæmias and aleukæmias ..... M.	11														1	2					1					7		
	,, ... F.	6																									5		1
	(a.) Leukæmias ..... M.	10														1	1					1					7		
	,, ... F.	6																									5		1
	(b.) Aleukæmias (Hodgkin's disease excepted) ..... M.	1															1												
75	Diseases of the spleen ..... M.	4				1													1								2		
	,, ... F.	1																									1		
76	Other diseases of the blood and blood-forming organs M.	1																											1
	Class V. Chronic poisoning and intoxication ..... Total	5																				1					4		
	,, ... M.	5																				1					4		
77	Alcoholism ..... M.	4																				1					3		
	(a.) Acute alcoholism ..... M.	2																									2		
	(c.) Others under this title ..... M.	2																				1					1		
79	Chronic poisoning by other mineral and organic substances ..... M.	1																									1		
	(b.) Non-occupational ..... M.	1																									1		
	Class VI. Diseases of the nervous system and sense organs ..... Total	562	3	10	2	3	2	4		1	10	5	4	3	12	6	25	9	3	2		4	7	2	2	7	339	6	91
	Ditto ..... M.	307	2	3	1	1		2			7	5	4	2	6	2	16	4	1	2		3	7	1	1	5	175	4	53
	,, ... F.	255	1	7	1	2	2	2		1	3			1	6	4	9	5	2			1		1	1	2	164	2	38
80	Encephalitis (non-epidemic) ..... M.	2																					1						1
	,, ... F.	1																											1
	(a.) Intracranial abscess ..... M.	1																					1						
	(b.) Others under this title ..... M.	1																											1
	,, ... F.	1																											1
81	Meningitis (non-meningococcal) ..... M.	5																						1			4		
	,, ... F.	3																									2		1
	(a.) Simple meningitis ..... M.	5																						1			4		
	,, ... F.	3																									2		1

TABLE 31.—CAUSES OF DEATH BY SEX IN CITIES AND VILLAGES OF 1,000 POPULATION AND OVER, BRITISH COLUMBIA, BY PLACE OF RESIDENCE, 1944—*Continued.*

Int. List No.	CAUSES OF DEATH.	TOTAL.	Alberni.	Chilliwack.	Courtenay.	Cranbrook.	Creston.	Duncan.	Fernie.	Grand Forks.	Kamloops.	Kelowna.	Ladysmith.	Mission.	Nanaimo.	Nelson.	New Westminster.	North Vancouver.	Port Alberni.	Port Coquitlam.	Port Moody.	Prince George.	Prince Rupert.	Revelstoke.	Rossland.	Trail.	Vancouver.	Vernon.	Victoria.
82	Diseases of the medulla and spinal cord ..... M.	9																								1	7		1
	,, ... F.	5												1													2		2
83	Intracranial lesions of vascular origin ..... M.	236	2	3	1	1		2			7	4	3	2	4	2	15	3	1	2		3	6		1	4	123	4	43
	,, ... F.	215	1	6	1	2	2	2		1	2				5	4	7	5	2			1		1	1	2	138	2	30
	(a.) Cerebral hæmorrhage or effusion ..... M.	89		1							2	2	3	1	2		5	1				2	3		1	2	44	2	18
	,, ... F.	75		4	1		2				1				4	1	4	1	1			1		1	1	1	45	1	6
	(b.) Cerebral embolism and thrombosis ..... M.	8		1							1						2										2		2
	,, ... F.	9				1		1									1										3	1	2
	(c.) Cerebral softening ..... F.	1																									1		
	(d.) Hemiplegia and other paralysis of unspecified origin ..... M.	5						1																			2	1	1
	,, ... F.	4									1																3		
	(e.) With mention of arteriosclerosis ..... M.	134	2	1	1	1		1			4	2		1	2	2	8	2	1	2		1	3			2	75	1	22
	,, ... F.	126	1	2		1		1		1					1	3	2	4	1							1	86		22
84	Mental disorders and deficiency (general paralysis of the insane excepted) ..... M.	14													2		1										7		4
	,, ... F.	6															1										3		2
	(a.) Schizophrenia (dementia præcox) ..... M.	4													1												2		1
	(b.) Others under this title ..... M.	10													1		1										5		3
	,, ... F.	6															1										3		2
85	Epilepsy ..... M.	2																									2		
	,, ... F.	1																									1		
86	Convulsions (under 5 years of age) ..... F.	1																											1
87	Other diseases of the nervous system ..... M.	30																1									28		1
	,, ... F.	20		1							1						1										16		1
	(b.) Neuritis ..... M.	1																									1		
	(c.) Paralysis agitans ..... M.	7																									6		1
	,, ... F.	3									1						1										1		
	(d.) Disseminated sclerosis ..... M.	21																1									20		
	,, ... F.	16		1																							14		1
	(e.) Others under this title ..... M.	1																									1		
	,, ... F.	1																									1		
88	Diseases of organs of vision ..... M.	1																									1		
	,, ... F.	1																									1		
89	Diseases of the ear and of the mastoid process ..... M.	8										1	1														3		3
	,, ... F.	2													1												1		
	(a.) Otitis and other diseases of the ear ..... M.	4										1																	3
	,, ... F.	1													1														
	(b.) Diseases of the mastoid process ..... M.	4											1														3		
	,, ... F.	1																									1		
	Class VII. Diseases of the circulatory system ..... Total	2003	10	14	4	15	6	9	8	5	40	24	11	13	45	25	94	50	6	9	1	9	22	8	9	17	1203	17	329
	,, ... M.	1273	4	13	3	7	4	5	4	4	39	15	7	7	23	15	57	28	3	9		6	15	6	7	11	783	9	189
	,, ... F.	730	6	1	1	8	2	4	4	1	1	9	4	6	22	10	37	22	3		1	3	7	2	2	6	420	8	140
90–95	Diseases of the heart ..... M.	1187	4	13	2	6	4	5	4	3	37	14	6	6	22	14	54	28	3	9		6	15	5	6	11	729	9	172
	,, ... F.	679	6	1	1	8	2	4	4	1	1	7	4	6	20	9	34	20	3		1	2	6	2	1	6	396	8	126

90	Pericarditis (acute rheumatic excluded) M.	1																											1
	(b.) Others under this title M.	1																											1
91	Acute endocarditis (non-rheumatic) M.	7																								6			1
	,, F.	5																								4			1
	(a.) Bacterial endocarditis (acute, subacute, or unspecified) M.	6																								5			1
	Ditto F.	5																								4			1
	(b.) Other acute or subacute endocarditis M.	1																								1			
92	Chronic affections of the valves and endocardium M.	102					1			4			3	2	2	4	2	1			3	1				66			13
	,, F.	77					3						2	3	1	5	5	1			1					46			10
	(a.) Specified valvular diseases (rheumatic) M.	36								1			2				1	1			1	1				24			5
	,, F.	31											2			1	3	1								22			2
	(b.) Other specified valvular diseases (non-rheumatic) M.	57					1			3			1	2	2	1	1				2					37			7
	,, F.	37					3							2	1	1	2				1					19			8
	(c.) Unspecified valvular lesions and endocarditis M.	9														3										5			1
	Ditto F.	9												1		3										5			
93	Diseases of the myocardium M.	700		7	1	3	4	4	1	1	25	13	4	2	11	8	34	14	1	1		2	9	3	4	7	422	9	110
	,, F.	432	3	1	1	4	2		2	1	1	5	1	2	14	6	22	10	1		1	1	2	2		3	260	7	80
	(a.) Acute myocarditis M.	5											1				1										3		
	,, F.	3																									3		
	(b.) Myocarditis (not specified under 45 years) M.	2																									1		1
	,, F.	2																									1		1
	(c.) Chronic myocarditis and myocardial degeneration (rheumatic) M.	17					1			2																	8		6
	Ditto F.	21		1											1	1				1						1	13		3
	(d.) Chronic myocarditis (non-rheumatic) M.	559		7	1	2	3	3	1		22	12	2	1	10	6	25	12	1	1		1	9	2	4	3	359	9	63
	,, F.	324	2			3	2		2	1	1	5	1	2	11	5	13	6				1	2	1			205	5	56
	(e.) Other myocarditis (not specified) M.	117				1		1		1	1	1	1	1	1	2	8	2				1		1		4	51		40
	,, F.	82	1		1	1									3		8	4	1					1		2	38	2	20
94	Diseases of the coronary arteries and angina pectoris M.	357	4	6	1	2			2	2	8			1	9	4	16	12	1	8		1	4	2	2	4	226		42
	Ditto F.	138	3			2			2			2		2	2	1	7	4	1				3		1	3	74		31
	(a.) Diseases of the coronary arteries M.	352	4	6	1	2			2	2	8			1	9	3	16	12	1	8			4	2	2	4	223		42
	,, F.	136	3			2			2			2		2	2	1	7	4	1				3		1	3	72		31
	(b.) Angina pectoris M.	5														1						1					3		
	,, F.	2																									2		
95	Other diseases of the heart M.	20				1			1			1	2										1				9		5
	,, F.	27				2		1					3		1	1		1					1				12	1	4
	(a.) Functional diseases of the heart (no organic lesion) M.	7											1										1				2		3
	Ditto F.	7											3														2		2
	(b.) Other diseases of the heart (rheumatic) F.	8				1										1											5		1
	(c.) Other diseases of the heart (non-rheumatic) M.	13				1			1			1	1														7		2
	,, F.	12				1		1							1			1					1				5	1	1
96	Aneurism (heart and aorta excepted) M.	25																									25		
	,, F.	8										1										1					5		1
97	Arteriosclerosis (coronary or renal sclerosis or cerebral hæmorrhage excepted) M.	47			1					1		1	1	1			3							1	1		22		15
	Ditto F.	29										1			2		2										15		9
98	Gangrene M.	3																									3		
	,, F.	2																1									1		
99	Other diseases of the arteries M.	4				1																					1		2
	,, F.	7																					1				2		4
100	Diseases of the veins M.	4									2					1											1		
	,, F.	3														1	1								1				
102	High blood-pressure (idiopathic) M.	3													1												2		
	,, F.	2																1									1		

TABLE 31.—CAUSES OF DEATH BY SEX IN CITIES AND VILLAGES OF 1,000 POPULATION AND OVER, BRITISH COLUMBIA, BY PLACE OF RESIDENCE, 1944—*Continued.*

Int. List No.	CAUSES OF DEATH.	TOTAL.	Alberni.	Chilliwack.	Courtenay.	Cranbrook.	Creston.	Duncan.	Fernie.	Grand Forks.	Kamloops.	Kelowna.	Ladysmith.	Mission.	Nanaimo.	Nelson.	New Westminster.	North Vancouver.	Port Alberni.	Port Coquitlam.	Port Moody.	Prince George.	Prince Rupert.	Revelstoke.	Rossland.	Trail.	Vancouver.	Vernon.	Victoria.
	Class VIII. Diseases of the respiratory system ....Total	268		2	1	2				2	4	2		5	6	6	11	5	2	2	2	4	2		1	4	171	2	32
	,, ...M.	172		2	1	2				2	3	1		3	3	5	8	3	2	2	1	2	2		1	3	108	2	16
	,, ...F.	96									1	1		2	3	1	3	2			1	2				1	63		16
104	Diseases of the nasal fossæ and accessory sinuses ....M.	2															1										1		
106	Bronchitis ....M.	9														3				1						1	4		
	,, ...F.	4																									3		1
	(a.) Acute ....M.	1																								1			
	(b.) Chronic ....M.	7														2				1							4		
	,, ...F.	3																									2		1
	(c.) Unspecified ....M.	1														1													
	,, ...F.	1																									1		
107	Bronchopneumonia ....M.	78				1				1	1			1	2		3	2	1	1	1		1		1	1	52		9
	,, ...F.	40										1			1		2	1								1	30		4
108	Lobar pneumonia ....M.	47		2	1	1					1			1	1		2		1			2	1			1	31		2
	,, ...F.	25												1		1		1			1	2					15		4
109	Pneumonia (unspecified) ....M.	15								1	1			1			2										4	2	4
	,, ...F.	14									1				1		1										8		3
110	Pleurisy ....M.	5																1									3		1
	,, ...F.	3													1														2
	(a.) Empyema ....M.	4																1									2		1
	,, ...F.	2																											2
	(b.) Others under this title ....M.	1																									1		
	,, ...F.	1													1														
111	Hæmorrhagic infarction, congestion, œdema, and thrombosis of the lungs ....M.	5																									5		
	Ditto ....F.	5												1													4		
	(a.) Hæmorrhagic infarction and thrombosis of the lungs ....M.	1																									1		
	Ditto ....F.	1																									1		
	(b.) Others under this title ....M.	4																									4		
	,, ...F.	4												1													3		
112	Asthma ....M.	3										1															2		
	,, ...F.	3																									2		1
114	Other diseases of the respiratory system (tuberculosis excepted) ....M.	8														2											6		
	Ditto ....F.	2																									1		1
	(a.) Silicosis ....M.	5														2											3		
	(b.) Other and unspecified forms of pneumoconioses ....M.	1																									1		
	(d.) Others under this title ....M.	2																									2		
	,, ...F.	2																									1		1
	Class IX. Diseases of the digestive system ....Total	263	1	2	2	2	1	3	2	3	3	2		2	10	4	12	9			2	2	3		2	4	145	1	46
	,, ...M.	174				2	1	2	1	1	2			1	8	2	10	7			1	1	3		1	1	99		31
	,, ...F.	89	1	2	2			1	1	2	1	2		1	2	2	2	2			1	1			1	3	46	1	15

115	Diseases of the buccal cavity and annexa, and of the pharynx and tonsils ... M.	7													1	1	1									3		1
	Ditto ... F.	4													1											1		2
	(a.) Diseases of the teeth and gums ... M.	4															1									2		1
	" ... F.	2																								1		1
	(b.) Septic sore throat ... M.	2														1										1		
	" ... F.	1													1													
	(c.) Diseases of the pharynx and tonsils ... M.	1													1													
	" ... F.	1																										1
116	Diseases of the œsophagus ... M.	1																								1		
117	Ulcer of the stomach or duodenum ... M.	61				1				1				4	1	2	1			1		2		1		34		13
	" ... F.	5															1							1		3		
	(a.) Stomach ... M.	25												2						1		1				13		8
	" ... F.	3																						1		2		
	(b.) Duodenum ... M.	36				1				1				2	1	2	1					1		1		21		5
	" ... F.	2															1									1		
118	Other diseases of the stomach ... M.	1																								1		
	" ... F.	4											1			1										2		
119	Diarrhœa and enteritis (under 2 years of age) ... M.	4																								3		1
	" ... F.	7							1												1					5		
	(a.) Diarrhœa and enteritis ... M.	3																								2		1
	" ... F.	7							1												1					5		
	(b.) Ulceration of the intestines ... M.	1																								1		
120	Diarrhœa and enteritis (2 years of age and over) ... M.	3								1																2		
	" ... F.	5		1										1		1										1		1
	(a.) Diarrhœa and enteritis ... M.	2								1																1		
	" ... F.	2												1												1		
	(b.) Ulceration of the intestines ... M.	1																								1		
	" ... F.	3		1												1												1
121	Appendicitis ... M.	17					1		1					2			2									10		1
	" ... F.	13			1						1			1	1		1								2	4	1	1
122	Hernia, intestinal obstruction ... M.	40				2								2		3	3				1					20		9
	" ... F.	17	1		1				1		1															8		5
	(a.) Hernia ... M.	21				1										3	2				1					12		2
	" ... F.	7	1																							3		3
	(b.) Intestinal obstruction ... M.	19				1								2			1									8		7
	" ... F.	10			1				1		1															5		2
123	Other diseases of the intestines ... M.	5											1			1										2		1
	" ... F.	4		1							1															2		
124	Cirrhosis of the liver ... M.	21					1									1						1			1	14		3
	" ... F.	12																							1	7		4
	(a.) With mention of alcoholism ... F.	2																								2		
	(b.) Without mention of alcoholism ... M.	21					1									1						1			1	14		3
	" ... F.	10																							1	5		4
125	Other diseases of the liver ... F.	2																								2		
	(b.) Others under this title ... F.	2																								2		
126	Biliary calculi ... M.	7														1										6		
	" ... F.	11					1													1						8		1
127	Other diseases of the gall-bladder and bile-ducts ... M.	5						1								1										2		1
	" ... F.	2																								1		1
128	Diseases of the pancreas ... M.	2																								1		1
	" ... F.	1							1																			
129	Peritonitis without stated cause ... F.	2																								2		
	Class X. Diseases of the urinary and genital systems ... Total	355	2	9	1	5	1	4	1		10	3	1	1	16	5	12	8	1	2	4	2	2	1	3	8	200	3	50
	Ditto ... M.	227	1	5	1	1		3	1		8	1	1		13	4	5	3	1	1	2	1	1		2	4	134	2	32
	" ... F.	128	1	4		4	1	1			2	2		1	3	1	7	5		1	2	1	1	1	1	4	66	1	18

TABLE 31.—CAUSES OF DEATH BY SEX IN CITIES AND VILLAGES OF 1,000 POPULATION AND OVER, BRITISH COLUMBIA, BY PLACE OF RESIDENCE, 1944—*Continued.*

Int. List No.	CAUSES OF DEATH.	TOTAL.	Alberni.	Chilliwack.	Courtenay.	Cranbrook.	Creston.	Duncan.	Fernie.	Grand Forks.	Kamloops.	Kelowna.	Ladysmith.	Mission.	Nanaimo.	Nelson.	New Westminster.	North Vancouver.	Port Alberni.	Port Coquitlam.	Port Moody.	Prince George.	Prince Rupert.	Revelstoke.	Rossland.	Trail.	Vancouver.	Vernon.	Victoria.
130	Acute nephritis ....M.	1													1														
131	Chronic nephritis ....M.	144	1	3		1		1			4	1	1		10	2	4	3	1	1	1	1	1		2	3	82	1	20
	,, ...F.	102	1	2		4	1	1			1	2			3	1	6	4		1	1	1	1	1	1	4	52	1	13
132	Nephritis unspecified (over 10 years of age) ....M.	5									1																3	1	
	,, ...F.	5		1																	1						2		1
133	Other diseases of the kidneys and ureters ....M.	7																									5		2
	,, ...F.	8															1										4		3
134	Calculi of the urinary passages ....M.	11						1							1												9		
	,, ...F.	6												1				1									4		
135	Diseases of the urinary bladder ....M.	2														1											1		
	,, ...F.	2																									2		
137	Diseases of the prostate ....M.	57		2	1			1	1		3				1	1	1				1					1	34		10
139	Diseases of the female genital organs (non-venereal) ....F.	5		1							1																2		1
	(a.) Ovaries, Fallopian tubes, and parametria ....F.	2																									1		1
	(b.) Uterus ....F.	3		1							1																1		
	Class XI. Diseases of pregnancy, childbirth, and the puerperal state ....Total	21			1												4	2						1		1	9		3
140	Abortion with mention of infection ....F.	4																1								1	2		
	(b.) Self-induced ....F.	4																1								1	2		
141	Abortion without mention of infection ....F.	1																1											
	(c.) Non-therapeutic ....F.	1																1											
142	Ectopic gestation ....F.	2															1										1		
	(b.) Without mention of infection ....F.	2															1										1		
144	Toxæmias of pregnancy—death prior to delivery ....F.	3															1												2
146	Hæmorrhage of childbirth and the puerperium ....F.	2																									2		
	(a.) Placenta prævia ....F.	1																									1		
	(b.) Premature separation of placenta ....F.	1																									1		
147	Infection during childbirth and the puerperium ....F.	6			1																			1			3		1
148	Puerperal toxæmias—following delivery ....F.	1															1												
	(b.) Puerperal albuminuria and nephritis ....F.	1															1												
149	Other accidents of childbirth ....F.	1															1												
	(b.) Other conditions of childbirth ....F.	1															1												
150	Other and unspecified conditions of childbirth and the puerperal state ....F.	1																									1		
	(c.) Others under this title ....F.	1																									1		
	Class XII. Diseases of the skin and cellular tissue ....Total	3																									3		
	,, ...M.	2																									2		
	,, ...F.	1																									1		
152	Phlegmon and acute abscesses ....M.	2																									2		
153	Other diseases of the skin and cellular tissue ....F.	1																									1		
	Class XIII. Diseases of the bones and organs of movement ....Total	6															1										5		

	Ditto ... M.	5																								5		
	,, ... F.	1														1												
154	Osteomyelitis and periostitis ... M.	2																								2		
	,, ... F.	1														1												
156	Diseases of the joints and other organs of movement ... M.	3																								3		
	(a.) Diseases of the joints (tuberculosis and rheumatism excepted) ... M.	1																								1		
	(b.) Others under this title ... M.	2																								2		
	Class XIV. Congenital malformations ... Total	71					1			1	1			1	2	2	4	2			1	2		1		44		9
	,, ... M.	42								1	1			1	1		1	1				1		1		27		7
	,, ... F.	29					1								1	2	3	1			1	1				17		2
157	Congenital malformations ... M.	42								1	1			1	1		1	1				1		1		27		7
	,, ... F.	29					1								1	2	3	1			1	1				17		2
	(a.) Congenital hydrocephalus ... M.	8																						1		6		1
	,, ... F.	3					1										1									1		
	(b.) Spina bifida and meningocele ... M.	4																								3		1
	,, ... F.	4																				1				2		1
	(c.) Anencephalus ... M.	1																								1		
	(d.) Congenital malformations of the heart ... M.	16									1						1	1								12		1
	,, ... F.	11													1	1		1								7		1
	(e.) Others under this title ... M.	13								1				1	1							1				5		4
	,, ... F.	11														1	2				1					7		
	Class XV. Diseases peculiar to the first year of life ... Total	183	1	1	1	2	1	2		2	5	2	3	8	3	12	9	5	1	2	2	8	2	1	6	84	1	19
	,, ... M.	119	1				1	2		2	3	2	2	7	3	7	4	3	1	1	2	3	1	1	2	62		9
	,, ... F.	64		1	1	2					2		1	1		5	5	2		1		5	1		4	22	1	10
158	Congenital debility ... F.	2				1																	1					
159	Premature birth ... M.	73	1				1	1		2	1	2	2	5	3	2	1	1	1	1	1			1	1	42		4
	,, ... F.	36									2		1	1		3	3	1		1		4			2	11		7
160	Injury at birth ... M.	21						1			1			2		3	2					2	1			9		
	,, ... F.	12		1														1				1			1	6		2
	(a.) Intracranial or spinal hæmorrhage ... M.	8														1	1									6		
	,, ... F.	6		1																		1				4		
	(b.) Other intracranial or spinal injuries ... M.	1					1																					
	(c.) Others under this title ... M.	12									1			2		2	1					2	1			3		
	,, ... F.	6																1							1	2		2
161	Other diseases peculiar to the first year of life ... M.	25									1					2	1	2			1	1			1	11		5
	,, ... F.	14			1	1										2	2								1	5	1	1
	(a.) Asphyxia (unspecified), atelectasis ... M.	15									1						1	1			1	1			1	5		4
	,, ... F.	10			1	1										1									1	4	1	1
	(b.) Infection of the umbilicus, pemphigus, and other infections ... M.	3																								3		
	Ditto ... F.	1																								1		
	(c.) Other specified diseases peculiar to the first year of life ... M.	7														2		1								3		1
	Ditto ... F.	3														1	2											
	Class XVI. Senility ... Total	59	1	1					2	1	1		2		1	7		1	1			2			2	31		6
	,, ... M.	30	1						1	1	1		1		1	4			1			1			2	16		
	,, ... F.	29		1					1				1			3		1				1				15		6
162	Senility ... M.	30	1						1	1	1		1		1	4			1			1			2	16		
	,, ... F.	29		1					1				1			3		1				1				15		6
	(a.) With dementia ... M.	20							1	1			1			2									2	13		
	,, ... F.	16							1				1			2										10		2

TABLE 31.—CAUSES OF DEATH BY SEX IN CITIES AND VILLAGES OF 1,000 POPULATION AND OVER, BRITISH COLUMBIA, BY PLACE OF RESIDENCE, 1944—*Continued.*

Int. List No.	CAUSES OF DEATH.	TOTAL.	Alberni.	Chilliwack.	Courtenay.	Cranbrook.	Creston.	Duncan.	Fernie.	Grand Forks.	Kamloops.	Kelowna.	Ladysmith.	Mission.	Nanaimo.	Nelson.	New Westminster.	North Vancouver.	Port Alberni.	Port Coquitlam.	Port Moody.	Prince George.	Prince Rupert.	Revelstoke.	Rossland.	Trail.	Vancouver.	Vernon.	Victoria.
	Senility—*Continued.*																												
	(b.) Without dementia ....M.	10	1									1				1	2			1			1				3		
	,, ...F.	13		1													1		1				1				5		4
	Class XVII. Violent or accidental deaths ....Total	425	6	1	5	5	3	2	2	2	8	7	1	4	10	6	14	15	4	3	1	2	6		1	6	266	7	38
	,, ...M.	309	4		4	4	1	1	2	2	7	4	1	4	8	6	8	14	2	2		2	6			6	190	5	26
	,, ...F.	116	2	1	1	1	2	1			1	3			2		6	1	2	1	1				1		76	2	12
163–164	Suicides ....M.	40									1			1		1	2	1					1			1	29	1	2
	,, ...F.	19			1												1								1		12		4
163	Suicide by poisoning ....M.	8															1										7		
	,, ...F.	12			1																				1		10		
	(a.) By corrosive substances, solid and liquid poisonings ....M.	1															1												
	Ditto ....F.	4			1																				1		2		
	(b.) By poisonous gas ....M.	7																									7		
	,, ...F.	8																									8		
164	Suicide by other means ....M.	32									1			1		1	1	1					1			1	22	1	2
	,, ...F.	7															1										2		4
	(a.) By hanging or strangulation ....M.	10															1									1	7		1
	,, ...F.	1																											1
	(b.) By drowning ....M.	8																									7		1
	,, ...F.	4																									1		3
	(c.) By firearms or explosives ....M.	7														1		1					1				3	1	
	(d.) By cutting or piercing instruments ....M.	3									1																2		
	(e.) By jumping from high places ....M.	3																									3		
	,, ...F.	1																									1		
	(f.) By crushing ....M.	1												1															
	,, ...F.	1															1												
166–168	Homicides ....M.	5																									4	1	
	,, ...F.	6															1	1									2	1	1
166	Homicide by firearms ....M.	4																									3	1	
	,, ...F.	2																									2		
167	Homicide by cutting or piercing instruments ....F.	1															1												
168	Homicide by other or unspecified means ....M.	1																									1		
	,, ...F.	3																1										1	1
169–195	Accidental deaths ....M.	263	4		4	4	1	1	2	2	5	4	1	3	8	5	6	13	2	2		2	5			5	157	3	24
	,, ...F.	91	2	1		1	2	1			1	3			2		4		2	1	1						62	1	7
169	Railway accidents (excluding motor-vehicles) ....M.	6									1					1											4		
170	Motor-vehicle accidents ....M.	62								1	1	1		2	1	2	1	4	1	1			3				34	1	9
	,, ...F.	5	1									1															3		
	(a.) Collisions with trains ....M.	3																		1							1	1	
	(b.) Collisions with street-cars ....M.	5																									5		
	(c.) Automobile accidents (excluding trains or street-cars) ....M.	53								1	1	1		2	1	2	1	4	1				3				28		8
	Ditto ....F.	5	1									1															3		
	(d.) Motor-cycle accidents (excluding automobiles) M.	1																											1

171	Street-car and other road transport accidents.....M.	7																								6		1
	,, ...F.	7																								7		
	(a.) Street-car accidents (excluding trains and motor-vehicles) .....M.	7																								6		1
	Ditto .....F.	7																								7		
172	Water transport accidents.....M.	9			1												1									7		
	,, ...F.	1																										1
173	Air transport accidents.....M.	23				1		1			3			2		1	2									10		3
174	Accidents in mines and quarries.....M.	3					1		1					1														
175	Agricultural and forestry accidents.....M.	14	2		2	2						1														6		1
	(d.) Accidents involving forestry machinery and vehicles .....M.	4			1	2																				1		
	(e.) Other forestry accidents.....M.	10	2		1							1														5		1
176	Other accidents involving machinery.....M.	2															1		1									
177	Food poisoning .....M.	3	1											2														
	,, ...F.	1												1														
178	Accidental absorption of poisonous gas.....M.	10											1													9		
	,, ...F.	3																								3		
	(a.) Coal- and illuminating-gas.....M.	7																								7		
	,, ...F.	3																								3		
	(c.) Other carbon-monoxide gas.....M.	2											1													1		
	(d.) Other poisonous gases.....M.	1																								1		
179	Acute accidental poisoning by solids or liquids.....M.	6														1										4	1	
	,, ...F.	2																								2		
180	Conflagration .....M.	3																								2		1
	,, ...F.	4																								4		
181	Accidental burns (conflagration excepted) .....M.	2																								1		1
	,, ...F.	3												1				1								1		
182	Accidental mechanical suffocation.....M.	2																							1	1		
183	Accidental drowning .....M.	24			1					2				1		1									2	16	1	
	,, ...F.	4														2										2		
184	Accidental injury by firearms.....M.	3				1															1					1		
	,, ...F.	1																								1		
185	Accidental injury by cutting or piercing instruments .....M.	1																								1		
186	Accidental injury by fall or crushing.....M.	70	1					1	1	1				1	2	2	3				1				1	49		7
	,, ...F.	55	1	1			2	1		1	2					2		1	1	1						36		6
	(a.) Accidental injury by fall.....M.	65	1					1	1	1				1	2	2	3				1				1	44		7
	,, ...F.	55	1	1			2	1		1	2					2		1	1	1						36		6
	(b.) Accidental injury by crushing.....M.	5																								5		
188	Injury by animals.....F.	1				1																						
195	Other accidents .....M.	13															2	1				2			1	6		1
	,, ...F.	4																								3	1	
	(d.) Obstruction, suffocation, or puncture by ingested objects .....M.	2															1									1		
	Ditto .....F.	1																								1		
	(e.) Other and unspecified objects.....M.	11															1	1				2			1	5		1
	,, ...F.	3																								2	1	
196–198	Operations of war and legal executions.....M.	1								1																		
196	Deaths of persons in military service during operations of war.....M.	1								1																		
	Class XVIII. Ill-defined and unknown causes of death .....Total	6							1						1										2	2		
	Ditto .....M.	5							1						1										1	2		
	,, ...F.	1																							1			

TABLE 31.—CAUSES OF DEATH BY SEX IN CITIES AND VILLAGES OF 1,000 POPULATION AND OVER, BRITISH COLUMBIA, BY PLACE OF RESIDENCE, 1944—*Continued.*

Int. List No.	CAUSES OF DEATH.		TOTAL.	Alberni.	Chilliwack.	Courtenay.	Cranbrook.	Creston.	Duncan.	Fernie.	Grand Forks.	Kamloops.	Kelowna.	Ladysmith.	Mission.	Nanaimo.	Nelson.	New Westminster.	North Vancouver.	Port Alberni.	Port Coquitlam.	Port Moody.	Prince George.	Prince Rupert.	Revelstoke.	Rossland.	Trail.	Vancouver.	Vernon.	Victoria.
200	Ill-defined and unknown causes	M.	5								1						1										1	2		
		F.	1																								1			
	(a.) Ill-defined	M.	4														1										1	2		
		F.	1																								1			
	(c.) Unknown or unspecified cause	M.	1								1																			

CLASSIFICATION OF ACCIDENTAL DEATHS ACCORDING TO THE NATURE OF INJURY.

(These accidental deaths are classified above according to circumstances involving the accident, under rubrics 169 to 176, 178, 180, 181, 182, 183, 185, 186, 187, and 193.)

	Accidental absorption of poisonous gas	M.	12												1													10		1
	"	F.	4																									4		
	Accidental burns	M.	7															1	1									3	1	1
	"	F.	7													1				1								4		1
	Accidental mechanical suffocation	M.	3																1								1	1		
	Accidental drowning	M.	36			2						2				1		1									2	23	1	4
	"	F.	4															2										2		
	Accidental injury by cutting or piercing instruments	M.	1																									1		
	Accidental injury by fall	M.	66	1						1	1	1				1	2	2	3		1		1				1	44		7
	"	F.	55	1	1			2	1			1	2					2		1	1	1						36		6
	Accidental injury by crushing	M.	114	2		2	3	1	1	1	1	2	4	1	2	4	3	1	7	1	1			3				64		10
	"	F.	12	1									1															10		

TABLE 32.—MARRIAGES BY MONTHS FOR BRITISH COLUMBIA, BY PLACE OF OCCURRENCE, 1944.

PROVINCE.	TOTAL.	MONTHS.											
		Jan.	Feb.	March.	April.	May.	June.	July.	Aug.	Sept.	Oct.	Nov.	Dec.
British Columbia	8,434	552	526	555	784	642	992	735	711	785	693	651	808

TABLE 33.—MARRIAGES—CONJUGAL CONDITION OF CONTRACTING PARTIES, BRITISH COLUMBIA, BY PLACE OF OCCURRENCE, 1944.

PROVINCE.	TOTAL MARRIAGES.	MARRIAGES BETWEEN									PER CENT. OF BRIDEGROOMS WHO WERE			PER CENT. OF BRIDES WHO WERE		
		Bachelors and			Widowers and			Divorced Men and								
		Spinsters.	Widows.	Divorced Women.	Spinsters.	Widows.	Divorced Women.	Spinsters.	Widows.	Divorced Women.	Bachelors.	Widowers.	Divorced.	Spinsters.	Widows.	Divorced.
British Columbia	8,434	6,435	286	455	284	298	87	397	73	119	85.1	7.9	7.0	84.4	7.8	7.8

TABLE 34.—MARRIAGES—AGES OF BRIDEGROOMS AND BRIDES, BRITISH COLUMBIA, 1944.

Age of bridegroom.	Total grooms.	AGE OF BRIDE.																																												
		Under 16.	16	17	18	19	20	21	22	23	24	25	26	27	28	29	30	31	32	33	34	35	36	37	38	39	40	41	42	43	44	45	46	47	48	49	50–54	55–59	60–64	65–69	70–74	75 and over.	Not stated.
Under 18	19	4	3	3	6	1		2																																						
18	72	1	8	15	14	15	9	4	4	2																																				
19	198	4	14	31	46	42	26	19	6	6	2	1						1																												
20	277	2	4	22	57	55	53	40	17	11	8	3		1		1	1	1													1														
21	585	2	12	39	76	105	126	103	44	26	16	12	12	6		4	1		1																											
22	643	2	11	29	67	112	100	106	91	63	26	20	4	8	3			1																												
23	646	1	8	20	61	65	93	111	95	70	47	31	24	9	3	2	5					1																								
24	651		6	24	44	76	83	107	67	80	58	45	16	12	11	8	5	1	1		1	2			3						1															
25	505		5	13	29	51	49	69	72	58	42	34	31	17	15	12	2	2	3																			1							
26	454	1	4	7	31	42	55	50	47	43	43	34	38	15	13	10	3	7	2	2	2	1	4																							
27	419	1	2	14	27	27	33	51	49	49	34	36	21	25	15	10	8	4	2	4	4			1		1	1																			
28	357		1	9	9	18	21	42	46	33	31	27	30	18	24	15	9	6	9	1	2	1	2	1			1							1												
29	343	1	1	5	8	12	20	24	38	30	41	28	36	31	15	17	9	9	5	3	5	3				1						1														
30	294		1	4	9	12	13	23	19	23	26	23	23	24	18	18	19	8	11	4	5	3	4		1		2					1														
31	250			3	5	9	6	19	17	25	21	18	17	16	21	13	16	18	7	8	2	3		2	1	3																				
32	211		1	1	1	4	7	11	12	19	19	23	14	12	14	11	12	13	8	8	4	4	5	3	1	1			2			1														
33	199		2	2	2	3	6	12	20	15	15	15	9	13	12	13	10	17	8	4	4	5	2	4	4				2																		
34	179				1	7	9	11	15	6	13	15	8	11	14	11	7	10	9	8	6	4	5	3	1		3			1						1										
35	173			2	2	6	7	10	6	11	12	15	12	6	8	12	13	8	13	7	6	7	3	1	3		1								2											
36	155				4	6	6	5	7	11	13	6	8	7	8	7	13	13	5	7	6	6	6	4	3	2		1	1																	
37	128			1	1	1	1	5	6	14	11	7	7	12	5	6	5	8	3	2	6	8	4	2	4	2	4	1					1	1												
38	127			2	2	2	2	5	4	3	4	7	5	5	8	9	10	13	7	5	6	2	5	4	5	3	2	2	1	1	1	1	1													
39	139			1	2	2	1	3	1	6	7	3	5	10	9	10	14	5	7	4	12	5	1	3	4	8	4	5	1	1	1	2						1	1							
40	123			1	3	2		2	2	4	3	4	4	2	5	8	11	6	4	8	2	5	6	8	5	3	7	5	2	4	2	3			1	1										
41	101						1		2	3	6	5	3	5	8	12	5	8	3	5	1	8	4	4	4	2	5	4	1	1						1										
42	75			1	1			1	2	1	1	4	2	2	3	3	4	5	6	4	2	6	2	2	8	3		3	4	1	2	1						1								
43	75							1	3	3		2	1	1	2	5	4	3	3	3	4	1	4	4	8	5	3	3	5	3	2		1	1													
44	76				1	2	1	1		3	2	3	2	1	1	4	5	2	1	1	9	4	3	2	3	2	3	3	2	3	3	3	2	2			2									
45	75				1		1		2	2	1	1	2	1	3	2	3	1	4	6	2	1	6	5	5	4		4		3	4	4	1	2		1	3									
46	60							1	1	1	4		1	1	3	1	5	1	3	5		5	5	1	2		2	1	1		2	3	2	1	5	2	1								
47	60							1	1		2		1	3		3	2	2	4	2	2	2	4	3	1	3	2	4	4	1	1	1	2	2	2	1	4								
48	55							1					4	2	2	1	5	2	1	2	1		4	2	2	3	1		2	3	2	2	2	3	5		3								
49	42									1							1	1	2	1	3	2	4	1	2	2	4	2	1	2			2		4	5	1		1						
50-54	195						1			1	2		2	2	3		3	5	1	4	6	2	5	6	4	9	8	10	8	13	8	5	8	6	10	9	36	13	3		2				
55-59	178					1					1	1	1	1	1	1	4		3		1	4	6	3	3	5	3	6	7	8	9	7	6	5	8	8	38	24	10	3				
60-64	139														1	2			2	1	2	1	3		2	1	2	1	2	4	2	8	4	5	6	9	24	26	22	9				
65-69	87													1	1	1		2	1		1	1		1							3	1		2	5	2	16	14	19	13	2	1		
70-74	42													1						1	1		1									2	1				1	9	9	6	8	2		
75-79	15																																				1	4	3	3	2	2		
80 and over	12																																				3	2		4	1	2		
Not stated																																												
Total brides	8434	19	83	249	510	678	730	840	696	623	511	423	343	281	249	232	214	183	139	110	108	97	98	70	79	63	58	55	46	49	44	46	33	33	43	38	138	96	66	39	15	7	

TABLE 35.—MARRIAGES—DENOMINATIONS OF CONTRACTING PARTIES, BRITISH COLUMBIA, 1944.

DENOMINATION OF GROOM.	TOTAL GROOMS.	DENOMINATION OF BRIDE.																																				
		Adventists.	Anglicans.	Apostolic Bodies.	Baptists.	Brethren, including United.	Christadelphians.	Christians.	Christian Missionary Alliance.	Christian Scientists.	Churches of Christ (Disciples).	Church of God.	Doukhobors.	Eastern Orthodox Churches.	Evangelicals.	Gospel Bodies.	Greek Catholic Churches.	Holiness Movement.	International Bible Students.	Jewish.	Lutherans.	Mennonites.	Methodists.	Moravian Church.	Mormons.	Non-denominational.	Oriental Religions.	Pentecostal Assemblies.	Plymouth Brethren.	Presbyterians.	Reformed Churches (Christian).	Roman Catholics.	Salvation Army.	Society of Friends.	Spiritualists.	Swedenborgians.	Unitarians.	United Church of Canada.	Other Religions.	Non-religious Denominations.	Unspecified or Unknown.
Adventists	21	13			2	1																						1										4			
Anglicans	2056	1	1066	1	63	3	1			14			1	11	3		4		1	2	62		12	1	7	38	1	8		119	1	156	4	1	1		2	461	7	4	
Apostolic bodies	11		2	5	1																							2		1											
Baptists	327	3	55	1	103	2		1	1	1	1						1				7	1	3		1	4		4		25		28	2					80	3		
Brethren, including United	15				1	7																						1				1						5			
Christadelphians	3																									1												2			
Christians	22		1					12						1												1						1						4		2	
Christian Missionary Alliance	4				1				2																													1			
Christian Scientists	24		3							7											2		1		2	1				2		1						5			
Churches of Christ (Disciples)	7		1								2						1																					3			
Church of God	2											2																													
Doukhobors	19												18																	1											
Eastern Orthodox Churches	90		14		1								2	37			4				3				1	4				8		7						9			
Evangelicals	4		1		1										1									1																	
Gospel bodies	7		1													2																						4			
Greek Catholic Churches	59		5		1												33				2					2						12	1					3			
Holiness Movement																																									
International Bible Students	8																		6							1		1													
Jewish	45		4		2															31						2				1		2						3			
Lutherans	487	1	87		19	1			2	1	1			4	1	1	1			1	132	3	2	1	3	28		2		27		59	3			1		100	1	5	
Mennonites	68		2											1			1				4	54								2		3						1			
Methodists	89		20		5					1				1							1	1	12			2				7		15						22	1	1	
Moravian Church	3		1																		1			1																	
Mormons	23		3											1							1				3	2				4	1	1						7			
Non-denominational	877	1	47		17			1		2				1			5			2	22	1	1		2	613	1	2		25		71	1					60	2		
Oriental religions	67																										58		1	2			1					4		1	
Pentecostal Assemblies	52		4		2																3							31				5						6	1		
Plymouth Brethren	12		1										1																8	2											
Presbyterians	699	1	171		27	3		1		6	1		1	7		1	5				18		4		1	15		2		203		80	5					145	2		
Reformed Churches (Christian)	9		3			1								1																	2	1						1			
Roman Catholics	1172	1	143	2	17			1		3	1	1	2	11	1	1	11		2		36	2	2		3	89	2	4		60	1	622	1					142	4	7	
Salvation Army	31		4																		2		1			1				1		1	16					5			
Society of Friends	5		1																							1								2				1			
Spiritualists	4																																		4						
Swedenborgians	2																															1				1					
Unitarians	1		1																																						
United Church of Canada	1976	8	423	2	55	2			1	12				7		1	1		1	1	44	3	1	2	7	21	3	6	2	105		107	5					1147	5	2	2
Other religions	24		7		1					1																				1		2						4	8		
Non-religious denominations	108		11		3			1						1							4		1			9				6		16						11		45	
Unspecified or unknown	1				1																																				
Total brides	8434	29	2082	11	323	20	1	17	6	48	6	3	25	84	6	6	67		10	37	344	65	40	6	30	835	65	64	11	602	5	1192	39	3	5	2	2	2240	34	67	2

TABLE 36.—MARRIAGES—BIRTHPLACE OF BRIDEGROOMS AND BRIDES, BRITISH COLUMBIA, 1944.

BIRTHPLACE OF BRIDEGROOM.	TOTAL BRIDEGROOMS.	BIRTHPLACE OF BRIDE.																																							
		CANADA.										BRITISH ISLES.					BRITISH POSS.		EUROPE.																ASIA.						
		Prince Edward Island.	Nova Scotia.	New Brunswick.	Quebec.	Ontario.	Manitoba.	Saskatchewan.	Alberta.	British Columbia.	Prov. Unspec.	England.	Ireland.	Scotland.	Wales.	Other.	Newfoundland.	Other.	Austria.	Belgium.	Czechoslovakia.	Denmark.	Finland.	France.	Germany.	Hungary.	Italy.	Netherlands.	Norway.	Poland.	Rumania.	Russia (U.S.S.R.)	Sweden.	Yugoslavia.	Other.	China.	Japan.	Other.	United States.	Other American countries.	Other countries.	Unspecified.
Canada	6019	6	52	27	50	293	449	1020	678	2657	1	221	29	117	22	1	4	12	4		10	9	6	5	12	4	5	6	15	25	8	24	9	11	6	2	7	1	204	4		3
Prince Edward Island	14		1		1				1	5		2	1	1																				1					1			
Nova Scotia	106		5	1		11	9	13	9	40		5	1	3	2																						1		6			
New Brunswick	70	1	4	3	1	6	2	5	7	21		5		5	1			1					1						1				1					1	4			
Quebec	176	1	2	1	14	11	11	35	19	51		8	2	4	2									1	1			1	1	2		2							6	1		
Ontario	701	1	10	2	10	93	59	95	66	244		36	5	19	2			3			2		1	2		2		1	2	1	3	2	2	2	1				34	1		
Manitoba	573		3	4	3	30	94	93	55	215		21	3	11	2			2					1				1	1	2	1		5	2		1		1		21	1		
Saskatchewan	1051	1	4	6	7	42	71	342	104	347		31	3	16	4			3			4	1	1		4	1				9	2	9	1	2	1				35			
Alberta	803		3	3	5	32	51	126	147	333		30	5	15	1				1			2			3	1	1	2	2	8	1	2	1							28			
British Columbia	2518	2	20	6	9	68	151	310	270	1399		82	9	43	8	1	4	3	3		4	6	2	2	4		3	1	7	4	2	4	2	6	3	2	5		69	1		3
Province unspecified	7			1			1	1		2	1	1																														
British Isles	1100	1	11	7	12	61	80	121	99	334	1	187	18	66	5	2	2	5				1	1		3	1	2	2	6	3		2	2		5	2			57		1	
England	718		6	6	4	31	50	73	69	218	1	145	14	31	3	2	2	3				1			3	1	1	1	5	2		1	1		3	2			38		1	
Ireland	76		1		1	8	7	10	6	25		8	1	4				1												1					1				2			
Scotland	262	1	3	1	7	19	23	32	17	79		25	2	29	1			1					1				1	1	1			1	1		1				15			
Wales	33		1			3		5	4	9		7		2	1																								1			
Other	11							1	3	3		2	1																										1			
British Possessions	73				2	1	5	12	5	29		7		2				3												2					1				4			
Newfoundland	17				1		2	1	1	7		2																		2									1			
Other	56				1	1	3	11	4	22		5		2				3																	1				3			
Europe	603	2	3		7	19	39	107	65	142		30	2	8	4			1	5		3	4	9	1	4	3	13	1	10	22	2	49	8	7	4	1			27	1		
Austria	24					1	1	6	2	6		1							3						1					1		1							1			
Belgium	8				1		2	2	2																					1												
Czechoslovakia	10				1			4		3											2																					
Denmark	28					3	3	4	2	7		4										3							1										1			
Finland	35					2		5	6	7		2		2				1					8																2			
France	7							1		3																	2												1			
Germany	34		1			1	2	10	5	5		2			1										2							1			1				3			
Hungary	14				1		1	1		3		1														3					1								3			
Italy	33				1	2		1	4	10		1															10												3	1		
Netherlands	12		1			1	1	2	1	4																		1											1			
Norway	95				1	3	5	21	14	26		10		2															6				4						3			
Poland	47						6	9	5	9											1									16				1								
Rumania	11						3	3	1	1																					1	1							1			
Russia (U.S.S.R.)	105				1	1	10	19	6	10		1	2	2	1				2						1					4		41			1				3			
Sweden	89	2	1		1	2	2	10	14	33		6		2	2							1		1					2			1	4						5			
Yugoslavia	22					1		5	1	7																						2		6								
Other	29					2	3	4	2	8		2											1				1		1			2			3							
Asia	66					2	2	3	1	51			1												1											1	4						
China	30					1	1	3	1	21			1												1											1							
Japan	33									29																											4						
Other	3					1	1			1																																
United States	563		4	4	4	18	44	72	85	181	1	29	4	9			1	1	2	1	3			1	3				2	6		6	1	1					80			
Other American countries	4							1		2																													1			
Other countries	4									3																						1										
Unspecified	2								1	1																																
Total brides	8434	9	70	38	75	394	619	1336	934	3400	3	474	54	202	31	3	7	22	11	1	16	14	16	7	23	8	20	9	33	58	10	82	20	19	16	6	11	1	373	5	1	3

TABLE 37.—BIRTHS OF INDIANS (EXCLUSIVE OF STILL-BIRTHS) BY MONTHS, BRITISH COLUMBIA, BY PLACE OF RESIDENCE, 1944.

PROVINCE.	TOTAL.	MONTHS.											
		Jan.	Feb.	March.	April.	May.	June.	July.	Aug.	Sept.	Oct.	Nov.	Dec.
British Columbia	1,202	107	98	104	105	99	101	92	89	110	98	94	105

TABLE 38.—BIRTHS OF INDIANS (EXCLUSIVE OF STILL-BIRTHS) CLASSIFIED AS LEGITIMATE OR ILLEGITIMATE, BRITISH COLUMBIA, 1944.

PROVINCE.	TOTAL BIRTHS.			LEGITIMATE.			ILLEGITIMATE.		
	Total.	M.	F.	Total.	M.	F.	Total.	M.	F.
British Columbia	1,202	612	590	931	481	450	271	131	140

TABLE 39.—BIRTHS OF INDIANS (EXCLUSIVE OF STILL-BIRTHS) CLASSIFIED ACCORDING TO AGES OF PARENTS, BRITISH COLUMBIA, BY PLACE OF RESIDENCE, 1944.

AGE OF FATHER.	TOTAL.	AGE OF MOTHER.																																							
		12	13	14	15	16	17	18	19	20	21	22	23	24	25	26	27	28	29	30	31	32	33	34	35	36	37	38	39	40	41	42	43	44	45	46	47	48	49	50 and over.	Not stated.
Under 16 years																																									
16 years																																									
17 ,,	2						1					1																													
18 ,,	2							2																																	
19 ,,	7						3	1		2		1																													
20 ,,	17					2	3	4	2	2	2	1	1																												
21 ,,	30						1	4	10	5	4	1	1			2		1		1																					
22 ,,	23					1	1	1	5	1	4	4	3		2	1																									
23 ,,	43					3	3		4	4	9	11	4	2	2								1																		
24 ,,	33					1	2	2	4	7	10		1	2		3	1																								
25 ,,	40					1	2	1	5	2	3	8	6	3	4	2	1				1						1														
26 ,,	46							3	3	9	6	4	7	8	2	3			1																						
27 ,,	34						1		6	2	1	6	2	4	1	6	1	4																							
28 ,,	33							1	3	1	1	3	6	2	3	3	5	1	2							1				1											
29 ,,	37					1	2	1	2	3	1	3	3	5	1	2	5	3	1	1	1			1		1															
30 ,,	39								1	2	6	2	6	1	4	3	3	1	1	1	2	3	1	1	1																
31 ,,	36						1	1		1	2	2	4	3	3	7	2	5	3		1	1																			
32 ,,	38									1		2	3	2	4	2		8	3	4	3	3						1	1	1											
33 ,,	28						1	1		1	3			2	2	2	2	3	1	3	1	4		2																	
34 ,,	41						1	1	1			1	1	5	4	2	2	4	4	2	3	3	1	3	1		1					1									
35 ,,	33					1	1		1	2		1	1	1		3	2	2	3	1		5	2	3	4																
36 ,,	38											2	2	3	1	3	1		3	3	2	3	2	7	3	3															
37 ,,	30							1			2	1	1	2	1		3	1	1	4	1		1	1	3	2	2	2	1												
38 ,,	38					1	1			1		2	2				1	2	3	1		3	3	5	3	2		4	1	3											
39 ,,	34									2	2		3		1		1	2	1		2			2	2	2	2	5	3	3	1										
40 ,,	24											1			1	1		2	1	3	1	1	1	5	2	1		3					1								
41 ,,	21										1	2					1	1	1	2		2	1		1	1	1	3		1	1	1			1						
42 ,,	30								1	1					2			1			2	3	3	3	2	2	4	2		2	1		1								
43 ,,	24							1		1						1		1	1	1		2	3		2	2	1	2	2	2	1	1									
44 ,,	21							1						1		2	1			2				2	1	2	1	3		2	1			2							
45 ,,	16													1		1	1		1				1					5	1	1		2		2							
46 ,,	13												1										1				1	2		1	2	1	1	1	1						
47 ,,	15															1	1		1	1	2	1	1		3			1		1		1		1							
48 ,,	10														2			1			1							2	1	1			2								
49 ,,	9													1								1						1	4			1				1					
50 ,,	6																			1		2								2				1							
51 ,,	2											1													1																
52 ,,	4																							1											1	2					
53 ,,	6																		1					1		2		1		1											
54 ,,	5																			1				1							1							1		1	
55 ,,	2																											1									1				
56 ,,	1																									1															
57 ,,	4										1											1											1				1				
58 ,,	4								1							1												2													
59 ,,	1																												1												
60 ,,	2																												1				1								
61 ,,	4																											1	1					2							
62 ,,																																									
63 ,,																																									
64 ,,																																									
65 and over	3																1											1			1										
Not stated	2												1				1																								
Children born to—																																									
Married mothers	931					11	24	26	49	50	58	60	59	48	40	51	36	43	33	32	23	38	22	38	29	23	15	40	18	22	9	8	7	9	3	3	1	1	1	1	
Unmarried mothers	271		1	1	3	13	12	26	29	25	15	10	19	19	12	17	8	10	11	12	3	4	4	2	1	1	2	3	3	1	2				2						
All mothers	1,202		1	1	3	24	36	52	78	75	73	70	78	67	52	68	44	53	44	44	26	42	26	40	30	24	17	43	21	23	11	8	7	9	5	3	1	1	1	1	

TABLE 40.—DEATHS OF INDIAN CHILDREN UNDER ONE YEAR (EXCLUSIVE OF STILL-BIRTHS) BY MONTHS, BRITISH COLUMBIA, BY PLACE OF RESIDENCE, 1944.

PROVINCE.	TOTAL.	MONTHS.											
		Jan.	Feb.	March.	April.	May.	June.	July.	Aug.	Sept.	Oct.	Nov.	Dec.
British Columbia	184	19	13	11	10	15	19	21	14	19	21	15	7

TABLE 41. DEATHS OF INDIAN CHILDREN UNDER ONE YEAR (EXCLUSIVE OF STILL-BIRTHS) BY AGE AT DEATH, BRITISH COLUMBIA, BY PLACE OF RESIDENCE, 1944.

AGES.		No.
All infants	Total	184
,,	M.	101
,,	F.	83
Under 1 day	Total	26
,,	M.	14
,,	F.	12
1 day	Total	2
,,	M.	2
,,	F.	.....
2 days	Total	3
,,	M.	1
,,	F.	2
3 days	Total	1
,,	M.	1
,,	F.	.....
4 days	Total	3
,,	M.	2
,,	F.	1
5 days	Total	4
,,	M.	2
,,	F.	2
6 days	Total	1
,,	M.	1
,,	F.	.....
Under 1 week	Total	40
,,	M.	23
,,	F.	17
1 week and under 2 weeks	Total	9
,,	M.	6
,,	F.	3
2 weeks and under 3 weeks	Total	5
,,	M.	2
,,	F.	3
3 weeks and under 1 month	Total	5
,,	M.	3
,,	F.	2

AGES.		No.
Under 1 month	Total	59
,,	M.	34
,,	F.	25
1 month and under 2 months	Total	18
,,	M.	9
,,	F.	9
2 months and under 3 months	Total	18
,,	M.	11
,,	F.	7
3 months and under 4 months	Total	20
,,	M.	9
,,	F.	11
4 months and under 5 months	Total	8
,,	M.	4
,,	F.	4
5 months and under 6 months	Total	16
,,	M.	9
,,	F.	7
6 months and under 7 months	Total	8
,,	M.	6
,,	F.	2
7 months and under 8 months	Total	11
,,	M.	6
,,	F.	5
8 months and under 9 months	Total	6
,,	M.	4
,,	F.	2
9 months and under 10 months	Total	7
,,	M.	3
,,	F.	4
10 months and under 11 months	Total	7
,,	M.	3
,,	F.	4
11 months and under 12 months	Total	6
,,	M.	3
,,	F.	3

TABLE 42.—DEATHS OF INDIAN CHILDREN (EXCLUSIVE OF STILL-BIRTHS) FROM CERTAIN SPECIFIED CAUSES IN THE FIRST YEAR OF LIFE, FOR EACH SEX, BRITISH COLUMBIA, BY PLACE OF RESIDENCE, 1944.

Int. List No.	CAUSES OF DEATH.	Total.	M.	F.
	All causes	184	101	83
6	Cerebrospinal meningitis	1	1	....
8	Scarlet fever	....	....	....
9	Whooping-cough	1	1	....
10	Diphtheria	....	....	....
11	Erysipelas	....	....	....
13	Tuberculosis of the respiratory system	2	1	1
14–22	Tuberculosis, other forms	3	3	....
24	Purulent infection and septicæmia	....	....	....
27	Dysentery	3	2	1
30	Syphilis	3	2	1
33	Influenza	11	6	5
35	Measles	1	1	....
36	Acute poliomyelitis and polioencephalitis	....	....	....
64	Diseases of the thymus gland	2	2	....
81	Meningitis (non-meningococcal)	3	1	2
86	Convulsions	1	1	....
89	Diseases of the ear and of the mastoid process	....	....	....
105	Diseases of the larynx	....	....	....
106	Bronchitis	3	2	1
107	Bronchopneumonia	21	9	12
108, 109	Pneumonia	26	11	15
115	Diseases of the buccal cavity and annexa, and of the pharynx and tonsils	....	....	....
116–118	Diseases of the stomach	....	....	....
119	Diarrhœa and enteritis	19	11	8
130	Acute nephritis	....	....	....
157	Congenital malformations	7	5	2
	(a.) Congenital hydrocephalus	....	....	....
	(d.) Congenital malformations of the heart	5	3	2
	(b, c, e.) Others under this title	2	2	....
158	Congenital debility	15	7	8
159	Premature birth	25	12	13
160	Injury at birth	6	5	1
161	Other diseases peculiar to the first year of life	6	4	2
166–168	Homicides	....	....	....
169–195, 197	Other violent deaths	6	3	3
	Other specific causes	3	3	....
199, 200	Ill-defined and unknown causes of death	16	8	8

TABLE 43.—TOTAL DEATHS OF INDIANS (EXCLUSIVE OF STILL-BIRTHS) BY MONTHS, BRITISH COLUMBIA, BY PLACE OF RESIDENCE, 1944.

PROVINCE.	TOTAL.	MONTHS.											
		Jan.	Feb.	March.	April.	May.	June.	July.	Aug.	Sept.	Oct.	Nov.	Dec.
British Columbia	585	56	51	49	41	42	47	57	54	50	55	40	43

TABLE 44.—DEATHS OF INDIANS (EXCLUSIVE OF STILL-BIRTHS) BY SINGLE YEARS OF AGE AND BY AGE-GROUPS, BRITISH COLUMBIA, BY PLACE OF RESIDENCE, 1944.

AGES.	Total.	M.	F.
All ages	585	292	293
Under 1 year	184	101	83
1 year	35	21	14
2 years	25	14	11
3 ,,	9	5	4
4 ,,	6	2	4
Total under 5 years	259	143	116
5 years	11	6	5
6 ,,	3	.....	3
7 ,,	7	3	4
8 ,,	4	2	2
9 ,,	5	2	3
Total 5–9 years	30	13	17
10 years	5	3	2
11 ,,	7	1	6
12 ,,	9	4	5
13 ,,	5	1	4
14 ,,	6	2	4
Total 10–14 years	32	11	21
15 years	5	2	3
16 ,,	6	4	2
17 ,,	5	1	4
18 ,,	6	1	5
19 ,,	8	3	5
Total 15–19 years	30	11	19
20 years	5	3	2
21 ,,	4	3	1
22 ,,	6	2	4
23 ,,	7	3	4
24 ,,	4	1	3
Total 20–24 years	26	12	14
25 years	3	.....	3
26 ,,	6	2	4
27 ,,	3	3	.....
28 ,,	2	2	.....
29 ,,	7	4	3
Total 25–29 years	21	11	10
30 years	3	1	2
31 ,,	3	2	1
32 ,,	4	1	3
33 ,,	2	1	1
34 ,,	2	1	1
Total 30–34 years	14	6	8
35 years	3	1	2
36 ,,	3	1	2
37 ,,	2	1	1
38 ,,	5	.....	5
39 ,,	2	1	1
Total 35–39 years	15	4	11
40 years	.....	.....	.....
41 ,,	1	1	.....
42 ,,	2	2	.....
43 ,,	3	1	2
44 ,,	2	1	1
Total 40–44 years	8	5	3
45 years	3	2	1
46 ,,	1	.....	1
47 ,,	.....	.....	.....
48 ,,	2	1	1
49 ,,	3	2	1
Total 45–49 years	9	5	4
50 years	5	3	2
51 ,,	3	2	1
52 ,,	3	2	1
53 ,,	5	2	3
54 ,,	.....	.....	.....
Total 50–54 years	16	9	7
55 years	3	2	1
56 ,,	2	1	1
57 ,,	2	.....	2
58 ,,	4	.....	4
59 ,,	.....	.....	.....
Total 55–59 years	11	3	8
60 years	4	3	1
61 ,,	3	1	2
62 ,,	4	3	1
63 ,,	1	1	.....
64 ,,	5	3	2
Total 60–64 years	17	11	6
65 years	2	1	1
66 ,,	2	2	.....
67 ,,	7	2	5
68 ,,	4	3	1
69 ,,	7	2	5
Total 65–69 years	22	10	12
70 years	8	4	4
71 ,,	3	2	1
72 ,,	3	2	1
73 ,,	4	1	3
74 ,,	3	3	.....
Total 70–74 years	21	12	9
75 years	3	2	1
76 ,,	.....	.....	.....
77 ,,	1	.....	1
78 ,,	6	4	2
79 ,,	2	2	.....
Total 75–79 years	12	8	4
80 years	8	3	5
81 ,,	6	4	2
82 ,,	1	.....	1
83 ,,	3	1	2
84 ,,	2	.....	2
Total 80–84 years	20	8	12
85 years	1	.....	1
86 ,,	4	2	2
87 ,,	.....	.....	.....
88 ,,	2	2	.....
89 ,,	1	.....	1
Total 85–89 years	8	4	4
90 years	3	1	2
91 ,,	3	1	2
92 ,,	.....	.....	.....
93 ,,	1	.....	1
94 ,,	1	1	.....
Total 90–94 years	8	3	5
95 years	.....	.....	.....
96 ,,	.....	.....	.....
97 ,,	.....	.....	.....
98 ,,	.....	.....	.....
99 ,,	1	.....	1
Total 95–99 years	1	.....	1
100 years and over	5	3	2
Not stated	.....	.....	.....

TABLE 45.—CAUSES OF DEATH OF INDIANS BY SEX AND AGE, BRITISH COLUMBIA, BY PLACE OF RESIDENCE, 1944.

Int. List No.	CAUSES OF DEATH.	TOTAL.	AGES. Under 1 Year.	1 Year.	2 Years.	3 Years.	4 Years.	5–9 Yrs.	10–14 Yrs.	15–19 Yrs.	20–24 Yrs.	25–29 Yrs.	30–34 Yrs.	35–39 Yrs.	40–44 Yrs.	45–49 Yrs.	50–54 Yrs.	55–59 Yrs.	60–64 Yrs.	65–69 Yrs.	70–74 Yrs.	75–79 Yrs.	80–84 Yrs.	85–89 Yrs.	90–94 Yrs.	95–99 Yrs.	100 Yrs. and over.	Not stated.
	Deaths, all causes ....Total	585	184	35	25	9	6	30	32	30	26	21	14	15	8	9	16	11	17	22	21	12	20	8	8	1	5	.....
	,, ...M.	292	101	21	14	5	2	13	11	11	12	11	6	4	5	5	9	3	11	10	12	8	8	4	3	.....	3	.....
	,, ...F.	293	83	14	11	4	4	17	21	19	14	10	8	11	3	4	7	8	6	12	9	4	12	4	5	1	2	.....
	Class I. Infectious and parasitic diseases ....Total	216	25	11	15	7	5	22	23	24	17	13	8	10	6	6	4	4	4	4	5	2	.....	.....	1	.....	.....	.....
	,, ...M.	105	17	7	9	4	2	10	9	8	7	6	3	4	4	3	2	1	3	3	2	1	.....	.....	.....	.....	.....	.....
	,, ...F.	111	8	4	6	3	3	12	14	16	10	7	5	6	2	3	2	3	1	1	3	1	.....	.....	1	.....	.....	.....
1	Typhoid fever ....M.	1	.....	.....	.....	.....	.....	.....	.....	.....	.....	.....	.....	.....	1	.....	.....	.....	.....	.....	.....	.....	.....	.....	.....	.....	.....	.....
2	Paratyphoid fever ....M.	1	.....	.....	.....	.....	.....	1	.....	.....	.....	.....	.....	.....	.....	.....	.....	.....	.....	.....	.....	.....	.....	.....	.....	.....	.....	.....
6	Cerebrospinal meningitis ....M.	1	1	.....	.....	.....	.....	.....	.....	.....	.....	.....	.....	.....	.....	.....	.....	.....	.....	.....	.....	.....	.....	.....	.....	.....	.....	.....
9	Whooping-cough ....M.	1	1	.....	.....	.....	.....	.....	.....	.....	.....	.....	.....	.....	.....	.....	.....	.....	.....	.....	.....	.....	.....	.....	.....	.....	.....	.....
13–	Tuberculosis ....M.	83	4	7	7	3	2	8	9	8	7	6	3	4	2	3	2	.....	3	2	2	1	.....	.....	.....	.....	.....	.....
22	,, ...F.	88	1	2	4	3	3	11	12	16	9	7	3	5	2	3	1	3	1	.....	2	.....	.....	.....	.....	.....	.....	.....
13	Tuberculosis of the respiratory system ....M.	65	1	6	4	2	2	3	9	6	6	5	3	4	1	3	2	.....	3	2	2	1	.....	.....	.....	.....	.....	.....
	,, ...F.	71	1	2	2	.....	2	8	9	15	8	7	2	4	2	3	1	2	1	.....	2	.....	.....	.....	.....	.....	.....	.....
	(b.) Without mention of occupational diseases of lungs ....M.	54	1	3	1	1	2	2	8	6	6	5	3	4	1	3	2	.....	2	1	2	1	.....	.....	.....	.....	.....	.....
	Ditto ....F.	57	1	1	1	.....	2	5	9	13	7	6	1	4	1	1	1	2	1	.....	1	.....	.....	.....	.....	.....	.....	.....
	(c.) Unspecified site ....M.	11	.....	3	3	1	.....	1	1	.....	.....	.....	.....	.....	.....	.....	.....	.....	1	1	.....	.....	.....	.....	.....	.....	.....	.....
	,, ...F.	13	.....	1	1	.....	.....	3	.....	2	1	1	1	.....	1	1	.....	.....	.....	.....	1	.....	.....	.....	.....	.....	.....	.....
	(d.) With mention of dementia præcox ....F.	1	.....	.....	.....	.....	.....	.....	.....	.....	.....	.....	.....	.....	.....	1	.....	.....	.....	.....	.....	.....	.....	.....	.....	.....	.....	.....
14	Tuberculosis of the meninges and central nervous system ....M.	8	2	1	1	1	.....	3	.....	.....	.....	.....	.....	.....	.....	.....	.....	.....	.....	.....	.....	.....	.....	.....	.....	.....	.....	.....
	Ditto ....F.	9	.....	.....	1	2	1	2	3	.....	.....	.....	.....	.....	.....	.....	.....	.....	.....	.....	.....	.....	.....	.....	.....	.....	.....	.....
15	Tuberculosis of the intestines and peritoneum ....M.	2	1	.....	.....	.....	.....	1	.....	.....	.....	.....	.....	.....	.....	.....	.....	.....	.....	.....	.....	.....	.....	.....	.....	.....	.....	.....
	,, ...F.	3	.....	.....	1	.....	.....	.....	.....	.....	.....	.....	.....	1	.....	.....	.....	1	.....	.....	.....	.....	.....	.....	.....	.....	.....	.....
16	Tuberculosis of the vertebral column ....M.	2	.....	.....	.....	.....	.....	1	.....	1	.....	.....	.....	.....	.....	.....	.....	.....	.....	.....	.....	.....	.....	.....	.....	.....	.....	.....
17	Tuberculosis of other bones and joints ....M.	1	.....	.....	.....	.....	.....	.....	.....	.....	.....	.....	.....	.....	1	.....	.....	.....	.....	.....	.....	.....	.....	.....	.....	.....	.....	.....
	(a.) Bones ....M.	1	.....	.....	.....	.....	.....	.....	.....	.....	.....	.....	.....	.....	1	.....	.....	.....	.....	.....	.....	.....	.....	.....	.....	.....	.....	.....
19	Tuberculosis of the lymphatic system (bronchial, mesenteric, mediastinal, and retroperitoneal glands excepted) ....M.	2	.....	.....	1	.....	.....	.....	.....	.....	.....	1	.....	.....	.....	.....	.....	.....	.....	.....	.....	.....	.....	.....	.....	.....	.....	.....
21	Tuberculosis of other organs ....M.	1	.....	.....	.....	.....	.....	.....	.....	1	.....	.....	.....	.....	.....	.....	.....	.....	.....	.....	.....	.....	.....	.....	.....	.....	.....	.....
22	Disseminated tuberculosis ....M.	2	.....	.....	1	.....	.....	.....	.....	.....	1	.....	.....	.....	.....	.....	.....	.....	.....	.....	.....	.....	.....	.....	.....	.....	.....	.....
	,, ...F.	5	.....	.....	.....	1	.....	1	.....	1	1	.....	1	.....	.....	.....	.....	.....	.....	.....	.....	.....	.....	.....	.....	.....	.....	.....
	(a.) Acute generalized miliary ....M.	1	.....	.....	1	.....	.....	.....	.....	.....	.....	.....	.....	.....	.....	.....	.....	.....	.....	.....	.....	.....	.....	.....	.....	.....	.....	.....
	,, ...F.	4	.....	.....	.....	1	.....	1	.....	1	.....	.....	1	.....	.....	.....	.....	.....	.....	.....	.....	.....	.....	.....	.....	.....	.....	.....
	(b.) Other and unspecified generalized ....M.	1	.....	.....	.....	.....	.....	.....	.....	.....	1	.....	.....	.....	.....	.....	.....	.....	.....	.....	.....	.....	.....	.....	.....	.....	.....	.....
	,, ...F.	1	.....	.....	.....	.....	.....	.....	.....	.....	1	.....	.....	.....	.....	.....	.....	.....	.....	.....	.....	.....	.....	.....	.....	.....	.....	.....
24	Purulent infection and septicæmia ....F.	1	.....	.....	.....	.....	.....	.....	.....	.....	.....	.....	.....	.....	.....	.....	.....	.....	.....	1	.....	.....	.....	.....	.....	.....	.....	.....
27	Dysentery ....M.	3	2	.....	.....	1	.....	.....	.....	.....	.....	.....	.....	.....	.....	.....	.....	.....	.....	.....	.....	.....	.....	.....	.....	.....	.....	.....
	,, ...F.	1	1	.....	.....	.....	.....	.....	.....	.....	.....	.....	.....	.....	.....	.....	.....	.....	.....	.....	.....	.....	.....	.....	.....	.....	.....	.....
30	Syphilis ....M.	4	2	.....	.....	.....	.....	.....	.....	.....	.....	.....	.....	.....	1	.....	.....	1	.....	.....	.....	.....	.....	.....	.....	.....	.....	.....
	,, ...F.	4	1	.....	.....	.....	.....	.....	.....	.....	1	.....	1	1	.....	.....	.....	.....	.....	.....	.....	.....	.....	.....	.....	.....	.....	.....
	(c.) Other syphilis of the central nervous system ....F.	1	.....	.....	.....	.....	.....	.....	.....	.....	.....	.....	1	.....	.....	.....	.....	.....	.....	.....	.....	.....	.....	.....	.....	.....	.....	.....
	(d.) Others under this title ....M.	4	2	.....	.....	.....	.....	.....	.....	.....	.....	.....	.....	.....	1	.....	.....	1	.....	.....	.....	.....	.....	.....	.....	.....	.....	.....
	,, ...F.	3	1	.....	.....	.....	.....	.....	.....	.....	1	.....	.....	1	.....	.....	.....	.....	.....	.....	.....	.....	.....	.....	.....	.....	.....	.....

33	Influenza	M.	10	6		2			1												1							
	,,	F.	14	5	2	1			1	1				1								1	1			1		
	(a.) With respiratory complications	M.	4	2		1															1							
	,,	F.	9	3	1	1								1								1	1			1		
	(b.) Without respiratory complications	M.	6	4		1			1																			
	,,	F.	5	2	1				1	1																		
35	Measles	M.	1	1																								
	,,	F.	1			1																						
36	Acute poliomyelitis and polioencephalitis	F.	1							1																		
44	Other infectious and parasitic diseases	F.	1														1											
	(b.) Lymphogranulomatosis (Hodgkin's disease)	F.	1														1											
	Class II. Cancer and other tumours	Total	18				1				1		1				3	3	1	2	1	3	1	1				
	,,	M.	8														2	1		2		2	1					
	,,	F.	10				1				1		1				1	2	1		1	1		1				
45–55	Cancer and other malignant tumours	M.	8														2	1		2		2	1					
	,,	F.	8										1				1	2	1		1	1		1				
46	Cancer of the digestive organs and peritoneum	M.	6														2	1		2		1						
	,,	F.	3															1	1					1				
	(b.) Stomach	M.	4														1	1		1		1						
	,,	F.	2															1	1									
	(e.) Intestines	M.	1														1											
	,,	F.	1																					1				
	(g.) Pancreas	M.	1																	1								
48	Cancer of the uterus	F.	4										1				1				1	1						
	(a.) Cervix	F.	1																			1						
	(b.) Other and unspecified sites	F.	3										1				1				1							
51	Cancer of the male genital organs	M.	1																				1					
52	Cancer of the urinary organs	F.	1															1										
	(b.) Bladder	F.	1															1										
55	Cancer of other and unspecified organs	M.	1																			1						
57	Tumours of undetermined nature	F.	2				1				1																	
	(d.) Brain and other parts of the central nervous system	F.	2				1				1																	
	Class III. Rheumatism, diseases of nutrition and of the endocrine glands, other general and vitamin deficiency diseases	Total	8	2						1		1	3						1									
	Ditto	M.	4	2									2															
	,,	F.	4							1		1	1						1									
58	Acute rheumatic fever	F.	3									1	1						1									
	(a.) Acute rheumatic heart conditions	F.	2									1	1															
	(b.) Others under this title	F.	1																1									
63	Diseases of the thyroid and parathyroid glands	M.	2										2															
	,,	F.	1							1																		
	(b.) Exophthalmic goitre	M.	2										2															
	,,	F.	1							1																		
64	Diseases of the thymus gland	M.	2	2																								
	Class IV. Diseases of the blood and blood-forming organs	Total	2																1	1								
	Ditto	M.	1																1									
	,,	F.	1																	1								
73	Anæmias	F.	1																	1								
	(a.) Pernicious anæmia	F.	1																	1								
74	Leukæmias and aleukæmias	M.	1																1									
	(a.) Leukæmias	M.	1																1									

TABLE 45.—CAUSES OF DEATH OF INDIANS BY SEX AND AGE, BRITISH COLUMBIA, BY PLACE OF RESIDENCE, 1944 —*Continued.*

Int. List No.	CAUSES OF DEATH.	TOTAL.	AGES. Under 1 Year.	1 Year.	2 Years.	3 Years.	4 Years.	5–9 Yrs.	10–14 Yrs.	15–19 Yrs.	20–24 Yrs.	25–29 Yrs.	30–34 Yrs.	35–39 Yrs.	40–44 Yrs.	45–49 Yrs.	50–54 Yrs.	55–59 Yrs.	60–64 Yrs.	65–69 Yrs.	70–74 Yrs.	75–79 Yrs.	80–84 Yrs.	85–89 Yrs.	90–94 Yrs.	95–99 Yrs.	100 Years and over.	Not stated.
	Class VI. Diseases of the nervous system and sense organs ....Total	23	5	3	1	1		3		1					1		1		1	5	1							
	Ditto ....M.	15	3	1	1	1		3		1							1		1	2	1							
	" ....F.	8	2	2											1					3								
81	Meningitis (non-meningococcal) ....M.	5	1			1		2		1																		
	" ....F.	2	2																									
	(a.) Simple meningitis ....M.	5	1			1		2		1																		
	" ....F.	2	2																									
83	Intracranial lesions of vascular origin ....M.	6	1														1		1	2	1							
	" ....F.	4													1					3								
	(a.) Cerebral hæmorrhage or effusion ....M.	3	1														1				1							
	" ....F.	3													1					2								
	(b.) Cerebral embolism and thrombosis ....F.	1																		1								
	(d.) Hemiplegia and other paralysis of unspecified origin ....M.	1																	1									
	(e.) With mention of arteriosclerosis ....M.	2																		2								
86	Convulsions (under 5 years of age) ....M.	3	1	1	1																							
	" ....F.	1		1																								
87	Other diseases of the nervous system ....F.	1		1																								
	(e.) Others under this title ....F.	1		1																								
89	Diseases of the ear and of the mastoid process ....M.	1						1																				
	(b.) Diseases of the mastoid process ....M.	1						1																				
	Class VII. Diseases of the circulatory system ....Total	28	1										1				3		5	6	3	2	4	1		1	1	
	" ....M.	16	1										1				2		3	2	2	2	2				1	
	" ....F.	12															1		2	4	1		2	1		1		
90–95	Diseases of the heart ....M.	14											1				2		2	2	2	2	2				1	
	" ....F.	12															1		2	4	1		2	1		1		
90	Pericarditis (acute rheumatic excluded) ....M.	1																		1								
	(b.) Others under this title ....M.	1																		1								
92	Chronic affections of the valves and endocardium ....M.	2																			1		1					
	(a.) Specified valvular diseases (rheumatic) ....M.	1																			1							
	(c.) Unspecified valvular lesions and endocarditis ....M.	1																					1					
93	Diseases of the myocardium ....M.	7															2		2			2	1					
	" ....F.	7																	1	1	1		2	1		1		
	(d.) Chronic myocarditis (non-rheumatic) ....M.	4																	2			1	1					
	" ....F.	7																	1	1	1		2	1		1		
	(e.) Other myocarditis (not specified) ....M.	3															2					1						
94	Diseases of the coronary arteries and angina pectoris ....M.	2																		1	1							
	" ....F.	3															1		1	1								
	(a.) Diseases of the coronary arteries ....M.	2																		1	1							
	" ....F.	2															1			1								
	(b.) Angina pectoris ....F.	1																	1									
95	Other diseases of the heart ....M.	2											1														1	
	" ....F.	2																		2								

	(b.) Other diseases of the heart (rheumatic) ....M.	1										1															
	(c.) Other diseases of the heart (non-rheumatic) ....M.	1																								1	
	,, ...F.	2																	2								
97	Arteriosclerosis (coronary or renal sclerosis or cerebral hæmorrhage excepted) ....M.	1																1									
101	Diseases of the lymphatic system ....M.	1	1																								
	Class VIII. Diseases of the respiratory system ....Total	81	51	9	4			1	1		1	1		1			3	2	1	2			3		1		
	,, ...M.	36	23	5	1				1		1	1					2	1		1							
	,, ...F.	45	28	4	3			1						1			1	1	1	1			3		1		
106	Bronchitis ....M.	3	2	1																							
	,, ...F.	3	1															1					1				
	(a.) Acute ....M.	2	2																								
	,, ...F.	1	1																								
	(b.) Chronic ....M.	1		1																							
	,, ...F.	1																					1				
	(c.) Unspecified ....F.	1																1									
107	Bronchopneumonia ....M.	12	9	1					1											1							
	,, ...F.	13	12																	1							
108	Lobar pneumonia ....M.	4	2	1													1										
	,, ...F.	10	3	3	2									1					1								
109	Pneumonia (unspecified) ....M.	14	9	2	1							1						1									
	,, ...F.	17	12	1													1						2		1		
110	Pleurisy ....M.	1	1																								
	,, ...F.	1						1																			
	(a.) Empyema ....M.	1	1																								
	,, ...F.	1						1																			
111	Hæmorrhagic infarction, congestion, œdema, and thrombosis of the lungs ....M.	1															1										
	Ditto ....F.	1			1																						
	(a.) Hæmorrhagic infarction and thrombosis of the lungs ....M.	1															1										
	(b.) Others under this title ....F.	1			1																						
114	Other diseases of the respiratory system (tuberculosis excepted) ....M.	1								1																	
	(d.) Others under this title ....M.	1								1																	
	Class IX. Diseases of the digestive system ....Total	35	19	6	1			1		2								1		2		1	1		1		
	,, ...M.	17	11	3						1												1			1		
	,, ...F.	18	8	3	1			1		1								1		2			1				
117	Ulcer of the stomach or duodenum ....F.	2																		1			1				
	(a.) Stomach ....F.	2																		1			1				
118	Other diseases of the stomach ....M.	1																							1		
	,, ...F.	2		1																1							
119	Diarrhœa and enteritis (under 2 years of age) ....M.	13	11	2																							
	,, ...F.	10	8	2																							
	(a.) Diarrhœa and enteritis ....M.	13	11	2																							
	,, ...F.	10	8	2																							
120	Diarrhœa and enteritis (2 years of age and over) ....F.	2			1													1									
	(a.) Diarrhœa and enteritis ....F.	2			1													1									
121	Appendicitis ....M.	1								1																	
	,, ...F.	1						1																			
122	Hernia, intestinal obstruction ....M.	2		1																		1					
	(a.) Hernia ....M.	1																				1					
	(b.) Intestinal obstruction ....M.	1		1																							
129	Peritonitis without stated cause ....F.	1								1																	

TABLE 45.—CAUSES OF DEATH OF INDIANS BY SEX AND AGE, BRITISH COLUMBIA, BY PLACE OF RESIDENCE, 1944
—Continued.

Int. List No.	CAUSES OF DEATH.	TOTAL.	AGES. Under 1 Year.	1 Year.	2 Years.	3 Years.	4 Years.	5–9 Yrs.	10–14 Yrs.	15–19 Yrs.	20–24 Yrs.	25–29 Yrs.	30–34 Yrs.	35–39 Yrs.	40–44 Yrs.	45–49 Yrs.	50–54 Yrs.	55–59 Yrs.	60–64 Yrs.	65–69 Yrs.	70–74 Yrs.	75–79 Yrs.	80–84 Yrs.	85–89 Yrs.	90–94 Yrs.	95–99 Yrs.	100 Years and over.	Not stated.
	Class X. Diseases of the urinary and genital systems ...Total	9												1	1		2	1				2	1		1			
	,, ...M.	5													1		1					1	1		1			
	,, ...F.	4												1			1	1				1						
131	Chronic nephritis ....M.	2																					1		1			
	,, ...F.	1																				1						
132	Nephritis unspecified (over 10 years of age) ....M.	1																				1						
	,, ...F.	1															1											
133	Other diseases of the kidneys and ureters ....F.	2												1				1										
136	Diseases of the urethra, urinary abscess, etc. ....M.	1													1													
	(b.) Others under this title ....M.	1													1													
137	Diseases of the prostate ....M.	1															1											
	Class XI. Diseases of pregnancy, childbirth, and the puerperal state ....Total	7									3	1		3														
140	Abortion with mention of infection ....F.	1										1																
	(b.) Self-induced ....F.	1										1																
146	Hæmorrhage of childbirth and the puerperium ....F.	1									1																	
	(c.) Others under this title ....F.	1									1																	
147	Infection during childbirth and the puerperium ....F.	2												2														
150	*Other and unspecified conditions of childbirth and the* puerperal state ....F.	3									2			1														
	(c.) Others under this title ....F.	3									2			1														
	Class XII. Diseases of the skin and cellular tissue ....Total	1		1																								
	,, ...F.	1		1																								
151	Carbuncle and furuncle ....F.	1		1																								
	Class XIV. Congenital malformations ....Total	9	7		1		1																					
	,, ...M.	6	5		1																							
	,, ...F.	3	2				1																					
157	Congenital malformations ....M.	6	5		1																							
	,, ...F.	3	2				1																					
	(a.) Congenital hydocephalus ....M.	1			1																							
	(d.) Congenital malformations of the heart ....M.	3	3																									
	,, ...F.	3	2				1																					
	(e.) Others under this title ....M.	2	2																									
	Class XV. Diseases peculiar to the first year of life....Total	52	52																									
	,, ...M.	28	28																									
	,, ...F.	24	24																									
158	Congenital debility ....M.	7	7																									
	,, ...F.	8	8																									

159	Premature birth ... M.	12	12																									
	,, ... F.	13	13																									
160	Injury at birth ... M.	5	5																									
	,, ... F.	1	1																									
	(a.) Intracranial or spinal hæmorrhage ... M.	2	2																									
	(c.) Others under this title ... M.	3	3																									
	,, ... F.	1	1																									
161	Other diseases peculiar to the first year of life ... M.	4	4																									
	,, ... F.	2	2																									
	(a.) Asphyxia (unspecified), atelectasis ... M.	1	1																									
	(b.) Infection of the umbilicus, pemphigus, and other infections ... M.	1	1																									
	Ditto ... F.	1	1																									
	(c.) Other specified diseases peculiar to the first year of life ... M.	2	2																									
	Ditto ... F.	1	1																									
	Class XVI. Senility ... Total	31																1		5	3	8	7	3		4		
	,, ... M.	16																1		3	1	4	4	1		2		
	,, ... F.	15																		2	2	4	3	2		2		
162	Senility ... M.	16																1		3	1	4	4	1		2		
	,, ... F.	15																		2	2	4	3	2		2		
	(b.) Without dementia ... M.	16																1		3	1	4	4	1		2		
	,, ... F.	15																		2	2	4	3	2		2		
	Class XVII. Violent or accidental deaths ... Total	36	6	1	1			3	6	1	4	2	3					1	2	2	1	2		1				
	,, ... M.	20	3	1	1				1	1	4	2	2						2	1	1	1						
	,, ... F.	16	3					3	5				1					1		1		1		1				
163, 164	Suicides ... M.	1										1																
164	Suicide by other means ... M.	1										1																
	(c.) By firearms or explosives ... M.	1										1																
169–	Accidental deaths ... M.	19	3	1	1				1	1	4	1	2						2	1	1	1						
195	,, ... F.	16	3					3	5				1					1		1		1		1				
171	Street-car and other road transport accidents ... M.	1										1																
	,, ... F.	1																						1				
	(a.) Street-car accidents (excluding trains and motor-vehicles) ... M.	1										1																
	(b.) Others under this title ... F.	1																						1				
172	Water transport accidents ... M.	2								1									1									
175	Agricultural and forestry accidents ... M.	1									1																	
	(d.) Accidents involving forestry machinery and vehicles ... M.	1									1																	
179	Acute accidental poisoning by solid or liquids ... F.	1																1										
181	Accidental burns (conflagration excepted) ... M.	2	1	1																								
	,, ... F.	4						2	2																			
182	Accidental mechanical suffocation ... M.	2	2																									
	,, ... F.	2	2																									
183	Accidental drowning ... M.	3							1		2																	
	,, ... F.	2							2																			
184	Accidental injury by firearms ... M.	1											1															
185	Accidental injury by cutting or piercing instruments ... M.	2			1								1															
	,, ... F.	1																				1						
186	Accidental injury by fall or crushing ... M.	2									1										1							
	,, ... F.	3	1					1	1																			
	(a.) Accidental injury by fall ... M.	2									1										1							
	,, ... F.	1	1																									
	(b.) Accidental injury by crushing ... F.	2						1	1																			

TABLE 45.—CAUSES OF DEATH OF INDIANS BY SEX AND AGE, BRITISH COLUMBIA, BY PLACE OF RESIDENCE, 1944 —*Continued.*

Int. List No.	CAUSES OF DEATH.		TOTAL.	AGES. Under 1 Year.	1 Year.	2 Years.	3 Years.	4 Years.	5–9 Yrs.	10–14 Yrs.	15–19 Yrs.	20–24 Yrs.	25–29 Yrs.	30–34 Yrs.	35–39 Yrs.	40–44 Yrs.	45–49 Yrs.	50–54 Yrs.	55–59 Yrs.	60–64 Yrs.	65–69 Yrs.	70–74 Yrs.	75–79 Yrs.	80–84 Yrs.	85–89 Yrs.	90–94 Yrs.	95–99 Yrs.	100 Years and over.	Not stated.
	Accidental deaths—*Continued.*																												
188	Injury by animals	M.	1																					1					
189	Hunger or thirst	M.	1																		1								
190	Excessive cold	M.	1																			1							
195	Other accidents	F.	2											1								1							
	(e.) Other and unspecified objects	F.	2											1								1							
	Class XVIII. Ill-defined and unknown causes of death	Total	29	16	4	2				1	1			2						1		2							
	,,	M.	15	8	4	1														1		1							
	,,	F.	14	8		1				1	1			2								1							
200	Ill-defined and unknown causes	M.	15	8	4	1														1		1							
	,,	F.	14	8		1				1	1			2								1							
	(a.) Ill-defined	M.	3	1																1		1							
	,,	F.	6	3		1								1								1							
	(b.) Found dead	M.	1			1																							
	(c.) Unknown or unspecified cause	M.	11	7	4																								
	,,	F.	8	5						1	1			1															

CLASSIFICATION OF ACCIDENTAL DEATHS ACCORDING TO THE NATURE OF INJURY.

(These accidental deaths are classified above according to circumstances involving the accident, under rubrics 169 to 176, 178, 180, 181, 182, 183, 185, 186, 187, and 193.)

	Accidental burns	M.	2	1	1																								
	,,	F.	4						2	2																			
	Accidental mechanical suffocation	M.	2	2																									
	,,	F.	2	2																									
	Accidental drowning	M.	5							1	1	2									1								
	,,	F.	2							2																			
	Accidental injury by cutting or piercing instruments	M.	2			1								1															
	,,	F.	2																					1		1			
	Accidental injury by fall	M.	2									1											1						
	,,	F.	1						1																				
	Accidental injury by crushing	M.	2									1	1																
	,,	F.	2						1	1																			

TABLE 46.—DEATHS OF HALF-BREEDS IN BRITISH COLUMBIA FROM CERTAIN CAUSES OF DEATH, 1944.

Int. List No.	CAUSES OF DEATH.		TOTAL.	AGES. Under 1 Year.	1 Year.	2 Years.	3 Years.	4 Years.	5–9 Yrs.	10–14 Yrs.	15–19 Yrs.	20–24 Yrs.	25–29 Yrs.	30–34 Yrs.	35–39 Yrs.	40–44 Yrs.	45–49 Yrs.	50–54 Yrs.	55–59 Yrs.	60–64 Yrs.	65–69 Yrs.	70–74 Yrs.	75–79 Yrs.	80–84 Yrs.	85–89 Yrs.	90–94 Yrs.	95–99 Yrs.	100 Yrs. and over.	Not stated.
	All causes	Total	10	4	2							1	1									1			1				
	,,	M.	4	3								1																	
	,,	F.	6	1	2								1									1			1				
6	Tuberculosis of the respiratory system	M.	1									1																	
	,,	F.	2		1								1																
18–23	Cancer	F.	1																			1							
50	Pneumonia and bronchopneumonia	M.	1	1																									
	,,	F.	2	1	1																								
54	Diarrhœa and enteritis (under 2 years of age)	M.	1	1																									
	Other causes	M.	1	1																									
	,,	F.	1																						1				

TABLE 47.—ADOPTION ORDERS FILED IN THE COURT REGISTRY, BRITISH COLUMBIA, DURING EACH MONTH OF 1944, AND THE MONTHLY TOTALS FROM MAY, 1920, TO DECEMBER 31ST, 1943, AND DECEMBER 31ST, 1944.

Year filed.	Month filed.												
	Jan.	Feb.	March.	April.	May.	June.	July.	Aug.	Sept.	Oct.	Nov.	Dec.	Total.
1944	17	23	28	15	22	30	31	31	22	27	26	31	303
Totals (May, 1920, to December 31st, 1943)	236	265	272	252	304	281	218	206	262	323	256	276	3,151
Totals (May, 1920, to December 31st, 1944)	253	288	300	267	326	311	249	237	284	350	282	307	3,454

TABLE 48.—ADOPTIONS BY YEAR OF COURT ORDER AND SEX OF CHILDREN, AND ADOPTED BY MAN AND WIFE, BY MAN ONLY, AND BY WOMAN ONLY, BRITISH COLUMBIA, 1944.

Year of Court Order.	Number of Orders entered and Certificates issued.		Adopted by.			Total.
	Males.	Females.	Man and Wife.	Man only.	Woman only.	
1927	....	1	1	....	....	1
1929	....	2	3	....	....	3
1937	....	1	1	....	....	1
1940	....	1	1	....	....	1
1942	....	1	1	....	....	1
1943	....	5	11	....	1	12
1944	....	128	278	1	5	284
Totals	....	139	296	1	6	303

TABLE 49.—ADOPTIONS BY YEAR OF COURT ORDER AND BY SEX AND LEGITIMACY OF CHILDREN, BRITISH COLUMBIA, 1944.

Year Adoption ordered.	Legitimate Births.			Illegitimate Births.			Not given or Unknown.			Total.
	Males.	Females.	Total.	Males.	Females.	Total.	Males.	Females.	Total.	
1927	....	1	1	....	....	....	....	....	....	1
1929	1	2	3	....	....	....	....	....	....	3
1937	....	....	....	....	1	1	....	....	....	1
1940	....	....	....	....	1	1	....	....	....	1
1942	....	....	....	....	1	1	....	....	....	1
1943	3	1	4	4	4	8	....	....	....	12
1944	41	42	83	110	78	188	5	8	13	284
Totals	45	46	91	114	85	199	5	8	13	303

TABLE 50.—ADOPTIONS BY BIRTHPLACE OF CHILDREN, BRITISH COLUMBIA, 1944, AS AT DECEMBER 31ST, 1943, AND DECEMBER 31ST, 1944.

Place of Birth.	Filed in 1944.	April, 1920, to Dec., 1943.	April, 1920, to Dec., 1944.	Place of Birth.	Filed in 1944.	April, 1920, to Dec., 1943.	April, 1920, to Dec., 1944.
British Columbia	263	2,724	2,987	Scotland	.....	12	12
Alberta	13	73	86	Wales	.....	2	2
Manitoba	4	42	46	Other British Possessions	.....	4	4
New Brunswick	1	2	3	Asia	.....	3	3
Nova Scotia	.....	3	3	Europe	2	22	24
Ontario	4	30	34	Other countries	.....	1	1
Quebec	.....	10	10	United States	3	93	96
Saskatchewan	11	70	81	Not given or unknown	1	15	16
Newfoundland	.....	1	1				
England	1	44	45	Totals	303	3,151	3,454

TABLE 51.—DECREES OF DISSOLUTION AND NULLITY OF MARRIAGE AND JUDICIAL SEPARATION BY THE TIME ELAPSED BETWEEN THE MARRIAGE AND THE OBTAINING OF THE DECREE (IN YEARS ONLY), BRITISH COLUMBIA, 1940–44.

Years married.	Number.					Years married.	Number.				
	1940.	1941.	1942.	1943.	1944.		1940.	1941.	1942.	1943.	1944.
Less than 1 year	6	12	18	11	3	15 years	19	13	25	17	35
1 year	17	39	32	31	45	16 years	12	17	22	21	31
2 years	28	28	38	46	48	17 years	8	13	19	20	27
3 years	39	31	36	52	71	18 years	11	17	13	13	19
4 years	44	56	41	49	78	19 years	8	7	28	19	21
5 years	44	51	63	75	69	20 years but less than					
6 years	41	45	56	53	60	25 years	40	52	61	76	67
7 years	29	34	48	56	65	25 years but less than					
8 years	33	36	53	58	67	30 years	34	26	44	42	42
9 years	36	45	53	44	62	30 years but less than					
10 years	45	39	36	44	56	40 years	11	16	19	17	32
11 years	29	47	37	37	26	40 years	....	1	1	2	1
12 years	28	33	50	34	36	Not stated	....	....	....	....	6
13 years	25	38	24	33	26						
14 years	27	24	28	36	38	Totals	614	720	845	886	1,031

TABLE 52.—DECREES OF DISSOLUTION AND NULLITY OF MARRIAGE AND JUDICIAL SEPARATION, SHOWING THE NUMBER OF CHILDREN AFFECTED BY THE AWARD OF CUSTODY AND BY SEX, BRITISH COLUMBIA, 1940–44.

Award of Custody.	Males.					Females.					Totals.				
	1940.	1941.	1942.	1943.	1944.	1940.	1941.	1942.	1943.	1944.	1940.	1941.	1942.	1943.	1944.
To the petitioner	183	237	220	271	365	176	199	256	263	388	359	436	476	534	703
To the respondent	10	7	16	16	24	11	14	16	20	16	21	21	32	36	40
Not awarded	5	10	14	32	24	2	12	9	23	16	7	22	23	56	40
Totals	198	254	250	319	413	189	225	281	306	370	387	479	531	626	783

TABLE 53.—DECREES OF DISSOLUTION AND NULLITY OF MARRIAGE AND JUDICIAL SEPARATION BY SEX OF PETITIONER, BRITISH COLUMBIA, 1940–44.

Year.	Dissolution of Marriage.			Nullity of Marriage.			Judicial Separation.			Action.
	Sex of Petitioner.			Sex of Petitioner.			Sex of Petitioner.			Dismissed or Withdrawn.
	Male.	Female.	Total.	Male.	Female.	Total.	Male.	Female.	Total.	
1940	202	400	602	4	7	11	.....	1	1	1
1941	243	456	699	8	11	19	.....	2	2	....
1942	314	510	824	8	12	20	.....	1	1	2
1943	357	518	875	5	6	11	.....	.....	.....	1
1944	404	606	1,010	5	10	15	1	2	3	3

TABLE 54.—DECREES OF DISSOLUTION AND NULLITY OF MARRIAGE AND JUDICIAL SEPARATION BY MONTH FILED IN COURT REGISTRY, BRITISH COLUMBIA, 1940–44.

Year.	Jan.	Feb.	Mar.	Apr.	May.	June.	July.	Aug.	Sept.	Oct.	Nov.	Dec.	Totals.
1940	41	33	45	49	65	86	32	4	44	61	81	73	614
1941	47	43	59	56	93	99	35	5	44	77	69	93	720
1942	60	44	70	81	84	134	57	3	51	81	88	92	845
1943	54	65	87	81	86	75	79	3	49	88	103	116	886
1944	94	75	98	84	73	107	131	64	19	62	115	109	1,031

VICTORIA, B.C.:
Printed by Charles F. Banfield, Printer to the King's Most Excellent Majesty.
1946.

1,005-546-4614