PROVINCIAL BOARD OF HEALTH

SEVENTY-SECOND REPORT

OF

VITAL STATISTICS

OF THE

PROVINCE OF BRITISH COLUMBIA

FOR THE YEAR 1943

PRINTED BY
AUTHORITY OF THE LEGISLATIVE ASSEMBLY.

VICTORIA, B.C.:
Printed by CHARLES F. BANFIELD, Printer to the King's Most Excellent Majesty.
1945.

VICTORIA, B.C., June 9th, 1945.

To His Honour W. C. WOODWARD,
Lieutenant-Governor of the Province of British Columbia.

MAY IT PLEASE YOUR HONOUR:

The undersigned has the honour to present the Report on Vital Statistics in the Province of British Columbia for the year 1943.

G. S. PEARSON,
Provincial Secretary.

PROVINCIAL BOARD OF HEALTH,
VICTORIA, B.C., June 9th, 1945.

The Honourable G. S. Pearson,
Provincial Secretary, Victoria, B.C.

SIR,—I have the honour to submit the Seventy-second Report on Vital Statistics in the Province of British Columbia.

I have the honour to be,
Sir,
Your obedient servant,

G. F. AMYOT,
Provincial Health Officer.

DIVISION OF VITAL STATISTICS,
VICTORIA, B.C., June 9th, 1945.

G. F. Amyot, Esq., M.D., D.P.H.,
Provincial Health Officer, Victoria, B.C.

SIR,—I have the honour to submit the Seventy-second Report on Vital Statistics in the Province of British Columbia for the year ended December 31st, 1943.

I have the honour to be,
Sir,
Your obedient servant,

J. D. B. SCOTT,
Director of Vital Statistics.

TABLE OF CONTENTS.

PAGE.

Introduction 11

PART I.

GENERAL STATISTICAL SUMMARY BY PLACE OF OCCURRENCE.

General Summary 13
Natural Increase 13
Mortality—Principal Causative Factors in British Columbia 13
Crude Birth, Death, and Marriage Rates for British Columbia, 1911–43 16
Age and Sex Mortality:
(*a.*) Including Indians 18
(*b.*) Excluding Indians 18
Ten Leading Causes of Death in British Columbia:
(*a.*) Including Indians 22
(*b.*) Excluding Indians 23
Four Chief Causes of Death in the Different Age-groups:
(*a.*) Including Indians 24
(*b.*) Excluding Indians 25
Mortality from Notifiable Diseases 26
Infant Mortality 27
Infant and Maternal Mortality Rates for British Columbia 27
Maternal Mortality 29
Mortality from Tuberculosis 29
Mortality from Cancer 30
Special Classification of Accidental Deaths 30
Illegitimate Births 32
Still-births 32
Marriages:
(*a.*) By Conjugal Condition of Contracting Parties 33
(*b.*) By Months 35

LIST OF GRAPHS.

Graph A.—Crude Birth, Death, and Marriage Rates for British Columbia, 1911–43 16
Graph B.—Ten Leading Causes of Death (including Indians) in British Columbia in 1943; for Ten-year Period, 1934–43 20
Graph C.—Ten Leading Causes of Death (excluding Indians) in British Columbia in 1943; for Ten-year Period, 1934–43 21
Graph D.—Infant and Maternal Mortality Rates for British Columbia, 1934–43 28
Graph E.—Marriages by Conjugal Condition of Contracting Parties in British Columbia (Males), 1934–43 34
Graph F.—Marriages by Conjugal Condition of Contracting Parties in British Columbia (Females), 1934–43 35
Graph G.—Marriages by Months in British Columbia 53
Graph H.—Summary of Registrations of Births, Deaths, and Marriages in British Columbia, 1934–43 55
Graph I.—Adoptions in British Columbia, 1934–43 55
Graph J.—Divorces in British Columbia, 1934–43 56

LIST OF MAPS.

PAGE.
Map 1.—Map of British Columbia, showing Statistical Divisions and Subdivisions 12
Map 2.—Map of Vancouver, showing Census Areas 38
Map 3.—Map of Burnaby, showing Census Areas 39
Map 4.—Map of New Westminster, showing Census Areas 40

PART II.

STATISTICAL SUMMARY OF CITIES AND MUNICIPALITIES BY PLACE OF RESIDENCE.

CITIES AND MUNICIPALITIES OF 1,000 POPULATION AND OVER.

Table 1.—General Summary of Births and Deaths in Cities and Municipalities of 1,000 Population and over, by Place of Residence, British Columbia, 1943 41
Table 2.—Abridged International List of Causes of Death in Cities and Municipalities of 1,000 Population and over, by Place of Residence, British Columbia, 1943 42

VANCOUVER, BURNABY, AND NEW WESTMINSTER.

Table 3.—General Summary of Births and Deaths for Vancouver, Burnaby, and New Westminster, by Place of Residence, 1943 45
Table 4.—Total Live Births and Live Births in Institutions in Vancouver, Burnaby, and New Westminster, by Place of Residence, 1943 46
Table 5.—Births (exclusive of Still-births) classified as Legitimate or Illegitimate and by Sex for Vancouver, Burnaby, and New Westminster, by Place of Residence, 1943 47
Table 6.—Deaths of Children under One Year of Age (exclusive of Still-births) by Age at Death for Vancouver, Burnaby, and New Westminster, by Place of Residence, 1943 48
Table 7.—Deaths of Children under One Year of Age from Specified Causes for Vancouver, Burnaby, and New Westminster, by Place of Residence, 1943 48
Table 8.—Abridged International List of Causes of Death for Vancouver, Burnaby, and New Westminster, by Place of Residence, 1943 49

PART III.

ADMINISTRATION AND DIVISIONAL ACTIVITIES.

The Contribution of the Division to Canada's War Effort 51
Summary of Registration 53
Summary of Registration among the Oriental Races:
Chinese 56
Japanese 56
Summary of Registration among Indians 57
Doukhobor Registration of Births 57
Fraudulent Registration of Births 59
Legitimation of Births 59
Statutory Notations entered 59
Delayed Registrations of Births 59
School-teachers' Returns under the "Vital Statistics Act" 59
Registration Districts 60
Registration of Ministers and Clergymen 61
Legislation 63
General Office Routine 63

PART IV.

DETAILED TABLES OF BIRTHS, DEATHS, MARRIAGES, ADOPTIONS, AND DIVORCES IN BRITISH COLUMBIA, 1943 (CLASSIFIED BY TIME OF OCCURRENCE).

PAGE.

Table 1.—General Summary of Births, Deaths, and Marriages in the Province of British Columbia by Census Divisions, Cities, and Villages of 1,000 Population and over, 1943 65

BIRTHS.

*Table 2.—Births (exclusive of Still-births) by Months, classified as Rural and Urban, in each Census Division, British Columbia, 1943 66

Table 3.—Total Live Births and Live Births in Institutions, showing the Number of Mothers Non-resident in British Columbia, 1943 66

Table 4.—Births (exclusive of Still-births) to Resident and Non-resident Mothers and Births in Institutions in Cities of 5,000 Population and over, British Columbia, 1943 67

Table 5.—Births (exclusive of Still-births) classified as Legitimate or Illegitimate for the Province and Cities of 5,000 Population and over, British Columbia, 1943 67

Table 6.—Plural Births classified to show Number of Children Born Alive and Still-born by Sex, British Columbia, 1943 68

Table 7.—Births (exclusive of Still-births) classified according to Ages of Parents, British Columbia, 1943 69

Table 8.—Births (exclusive of Still-births) classified according to Racial Origin of Parents, British Columbia, 1943 70

Table 9.—Births (exclusive of Still-births) classified according to Birthplaces of Parents, British Columbia, 1943 71

INFANT MORTALITY.

*Table 10.—Deaths of Children under One Year (exclusive of Still-births) by Months, classified as Rural and Urban in each Census Division, British Columbia, 1943 72

Table 11.—Total Deaths (exclusive of Still-births) and Deaths in Institutions of Children under One Year of Age, showing the Number Non-resident in British Columbia, 1943 72

Table 12.—Total Deaths (exclusive of Still-births) and Deaths in Institutions of Children under One Year of Age, classified according to Residence of Decedents in Cities of 5,000 Population and over, British Columbia, 1943 72

Table 13.—Deaths of Children under One Year (exclusive of Still-births) by Age at Death, British Columbia, 1943 73

Table 14.—Deaths of Children under One Year of Age (exclusive of Still-births), classified according to Racial Origin of Decedents, British Columbia, 1943 73

Table 15.—Deaths of Children under One Year of Age (exclusive of Still-births), classified according to Birthplaces of Parents, British Columbia, 1943 74

Table 16.—Deaths of Children (exclusive of Still-births) from certain Specified Causes in First Year of Life, by Sex and Calendar Month of Death, British Columbia, 1943 75

Table 17.—Deaths of Children (exclusive of Still-births) from certain Specified Causes in First Year of Life, by Sex and Age at Death, British Columbia, 1943 76

* Detailed information under these headings may be secured on request, if reason sufficiently URGENT.

General Mortality.

PAGE.

Table 18.—Total Deaths (exclusive of Still-births) and Deaths in Institutions, showing the Number Non-resident in British Columbia, 1943 77
Table 19.—Total Deaths (exclusive of Still-births) and Deaths in Institutions, classified according to Residence of Decedents in Cities of 5,000 Population and over, British Columbia, 1943 77
†Table 20.—Deaths (exclusive of Still-births) by Single Years of Age and by Age-groups, British Columbia, 1943 78
†Table 21.—Deaths (exclusive of Still-births) classified according to Racial Origin of Decedents, British Columbia, 1943 79
†Table 22.—Deaths (exclusive of Still-births) classified according to Birthplace of Decedents, British Columbia, 1943 80
*Table 23.—Deaths (exclusive of Still-births) classified according to Birthplaces of Parents of Decedents, British Columbia, 1943 80
Table 24.—Causes of Death by Sex and Age, British Columbia, 1943 81
Table 25.—Causes of Death for each Sex by Conjugal Condition, Nativity, and Month of Death, British Columbia, 1943 96
*Table 26.—Causes of Death by Sex and Age, Vancouver, 1943 113
*Table 27.—Causes of Death for each Sex by Conjugal Condition, Nativity, and Month of Death, Vancouver, 1943 113
*Table 28.—Causes of Death by Sex and Age, Victoria, 1943 113
*Table 29.—Causes of Death for each Sex by Conjugal Condition, Nativity, and Month of Death, Victoria, 1943 113
Table 30.—Causes of Death by Sex in Census Divisions, British Columbia, 1943 114
Table 31.—Causes of Death by Sex in Cities and Villages of 1,000 Population and over, British Columbia, 1943 136

Marriages.

Table 32.—Marriages by Months for British Columbia, 1943 150
Table 33.—Marriages, Conjugal Condition of Contracting Parties, British Columbia, 1943 150
Table 34.—Marriages, Ages of Bridegrooms and Brides, British Columbia, 1943 151
Table 35.—Marriages, Denominations of Contracting Parties, British Columbia, 1943 152
Table 36.—Marriages, Birthplace of Bridegrooms and Brides, British Columbia, 1943 153

Birth and Death Tables for Indians.

Table 37.—Births of Indians (exclusive of Still-births) by Months, British Columbia, 1943 154
Table 38.—Births of Indians (exclusive of Still-births) classified as Legitimate or Illegitimate, British Columbia, 1943 154
Table 39.—Births of Indians (exclusive of Still-births) classified according to Ages of Parents, British Columbia, 1943 155
Table 40.—Deaths of Indian Children under One Year (exclusive of Still-births) by Months, British Columbia, 1943 156
Table 41.—Deaths of Indian Children under One Year (exclusive of Still-births) by Age at Death, British Columbia, 1943 156

* Detailed information under these headings may be secured on request, if reason sufficiently URGENT.
† Information under these headings for Vancouver, Victoria, New Westminster, and remainder of Province may be secured on request, if reason sufficiently URGENT.

PAGE.

Table 42.—Deaths of Indian Children (exclusive of Still-births) from certain Specified Causes in the First Year of Life, for each Sex, British Columbia, 1943 157

Table 43.—Total Deaths of Indians (exclusive of Still-births) by Months, British Columbia, 1943 157

Table 44.—Deaths of Indians (exclusive of Still-births) by Single Years of Age and by Age-groups, British Columbia, 1943 158

Table 45.—Causes of Death of Indians by Sex and Age, British Columbia, 1943 159

Table 46.—Deaths of Half-breeds in British Columbia, from Certain Causes of Death, 1943 166

ADOPTIONS.

Table 47.—Adoption Orders filed in the Court Registry, British Columbia, during each Month of 1943 and the Monthly Totals from May, 1920, to December 31st, 1942, and December 31st, 1943 167

Table 48.—Adoptions by Year of Court Order and Sex of Children, and adopted by Man and Wife, by Man only, and by Woman only, British Columbia, 1943 167

Table 49.—Adoptions by Year of Court Order and by Sex and Legitimacy of Children, British Columbia, 1943 167

Table 50.—Adoptions by Birthplace of Children, British Columbia, 1943, and as at December 31st, 1942, and December 31st, 1943 168

DIVORCES.

Table 51.—Decrees of Dissolution and Nullity of Marriage and Judicial Separation by the Time elapsed between the Marriage and the obtaining of the Decree (in Years only), British Columbia, 1939–43 168

Table 52.—Decrees of Dissolution and Nullity of Marriage and Judicial Separation, showing the Number of Children affected by the Award of Custody and by Sex, British Columbia, 1939–43 168

Table 53.—Decrees of Dissolution and Nullity of Marriage and Judicial Separation by Sex of Petitioner, 1939–43 169

Table 54.—Decrees of Dissolution and Nullity of Marriage and Judicial Separation by Month filed in Court Registry, 1939–43 169

VITAL STATISTICS REPORT, 1943.

INTRODUCTION.

This is the Seventy-second Report on the Vital Statistics of the Province of British Columbia, and covers the calendar year January 1st to December 31st, 1943.

Again this year the report has been divided into four sections. Section I. is a summary of recent trends in birth, death, and marriage statistics. Much of the information in this section is illustrated graphically. A table and graph showing birth, death, and marriage rates from 1911 to 1943 is presented to show the effects of the great social and economic upheavals during this period. A table on illegitimacy is also given, since the rising rate of illegitimacy has been widely publicized in recent years. We are endeavouring to increase the number of graphs as we feel that they present a quantity of information in a neat concise form in which it is easy to see at a glance the trend over a number of years. Most of the graphs showing variations over a period of years are presented on a semilogarithmic scale.

Section II. is a new section which has been created as a result of the demand for more detailed statistics on a basis of residence for births and deaths in the cities and municipalities of the Province. For the third time statistics are presented on births, deaths, and marriages by census tract in the Cities of Vancouver and New Westminster and the Municipality of Burnaby. Maps of the census tracts are again included.

The third section deals with administration, legislation, and the work of the Division in general. Throughout this section it will be noted that in practically all instances the activities of the Division have increased over the previous year. The foremost influence has been the impact of war, resulting in an increased number of births registered. This, however, was by no means the whole story, for the work of verification in connection with documentation of men in the armed forces increased considerably.

The fourth section of the report contains the detailed tables of births, deaths, marriages, adoptions, and divorces in British Columbia for the year 1943. These tables are classified by place and date of occurrence.

The Division of Vital Statistics is only one of the several divisions of the Provincial Board of Health. It is the function of the Division of Vital Statistics to co-operate with the other divisions in carrying out its part in the public-health programme laid down by the Provincial Health Officer who is in charge of the administration of the Provincial Board of Health. The Division of Vital Statistics is expected to compile various types of data, to standardize forms and record systems generally throughout the divisions of the Provincial Board of Health, and to assist the other divisions in the preparation of the statistics and format of their reports.

The Vancouver Section of the Division of Vital Statistics continues to function as a means of liaison between this Division and the other divisions of the Provincial Board of Health whose central offices are located in Vancouver.

MAP 1.—MAP OF BRITISH COLUMBIA, SHOWING STATISTICAL DIVISIONS AND SUBDIVISIONS.

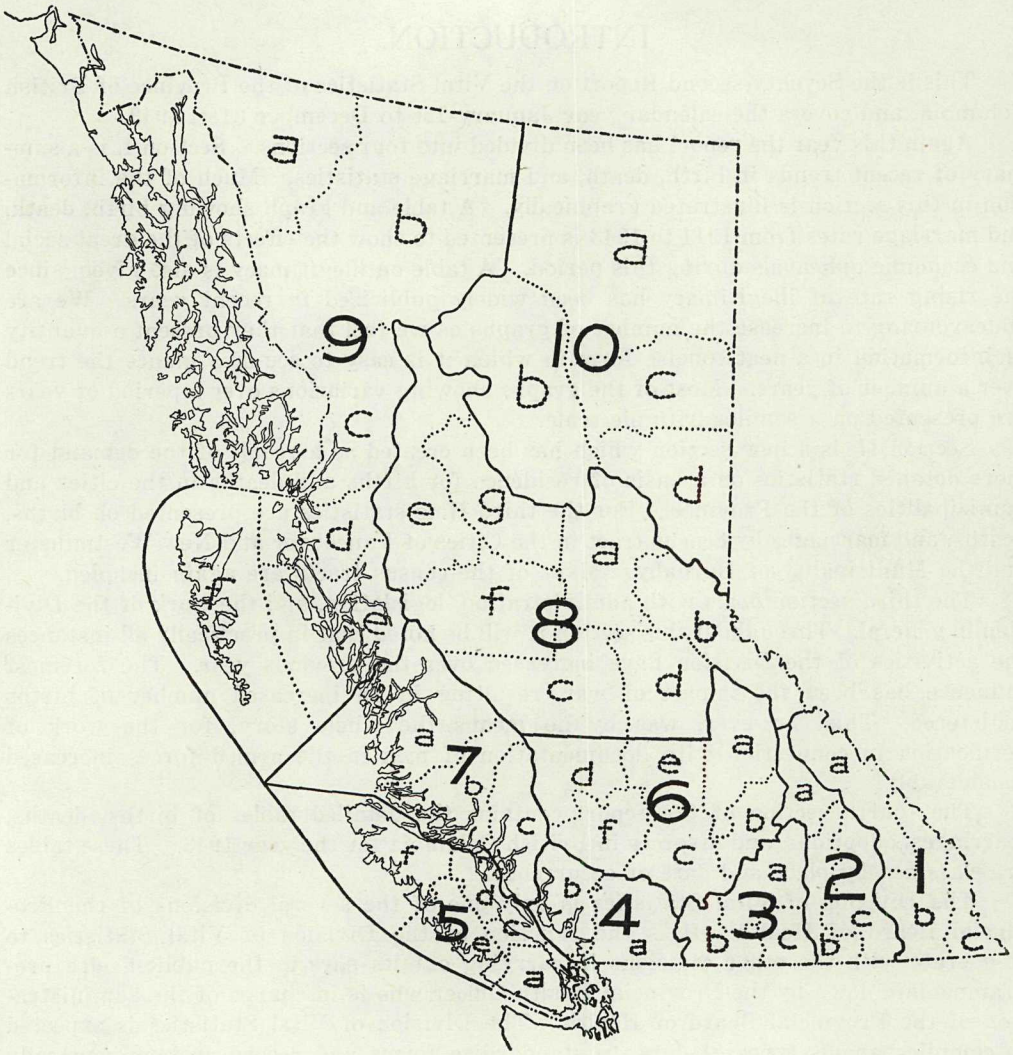

PART I.—GENERAL STATISTICAL SUMMARY OF BIRTHS, DEATHS, AND MARRIAGES.

(By Place of Occurrence.)

GENERAL SUMMARY.

The number of living children born in the Province, including Indians, was 18,802, giving a birth-rate of 20.9 per 1,000 population as compared to a rate of 19.3 in 1942. This continues the upward trend in the rate since 1939. There were 9,385 marriages in 1943, the marriage-rate dropping from 12.50 per 1,000 population in 1942 to 10.4 this year, the first falling off in the rate since 1939 and the largest since 1914, the first year of World War I. It is interesting to note that World War I. caused a decrease in birth and marriage rates, in contrast to the large increase in both these rates since the commencement of World War II. The death-rate rose to 11.1 in 1943 as compared to 10.2 in 1942. This increase in the crude death-rates is due largely to the increasing number of older people in the composition of the population of the Province.

NATURAL INCREASE.

The rate of natural increase rises for the fifth consecutive year to 9.6 per 1,000 population, as shown in Table I. It may be noted that in the year war broke out, 1939, the rate of natural increase was only 6.1. The natural increase for the five-year period 1939–43 is shown in Table I.

TABLE I.

Year.	Male.			Female.			Both Sexes.	Population (estimated).	Rate of Natural Increase per 1,000 Population.
	Births.	Deaths.	Excess of Births over Deaths.	Births.	Deaths.	Excess of Births over Deaths.	Excess of Births over Deaths.		
1939	6,358	4,714	1,644	6,015	2,803	3,212	4,856	792,000	6.13
1940	7,146	5,248	1,898	6,684	3,067	3,617	5,515	805,000	6.85
1941	7,694	5,352	2,342	7,344	3,133	4,191	6,535	818,000	8.00
1942	8,681	5,615	3,066	8,127	3,254	4,873	7,939	870,000	9.13
1943	9,583	6,177	3,406	9,219	3,835	5,384	8,790	900,000	9.77

MORTALITY.

PRINCIPAL CAUSATIVE FACTORS IN BRITISH COLUMBIA.

In 1943 the death-rate again rises to 11.1, continuing its consistent upward trend since 1939. This is in part attributable to the great increase in deaths from diseases of the heart and arteries. This cause alone was responsible for 3,412 deaths this year, a rate of 379.1 per 100,000 population as compared to a rate of 250.5 in 1938. Fatalities from cancer also are increasing greatly, the death-rate rising from 127.3 per 100,000 population in 1938 to 143.3 this year.

Deaths in the group aged 50 years and over make up nearly three-quarters (72.9 per cent.) of the total deaths, ages 1–49 years 20.9 per cent. and under 1 year of age 7.1 per cent. When Indian deaths are not included, the percentage of all deaths in the group over 50 rises to 76.8 per cent., with 18.5 per cent. aged 1–49 and 6.02 per

cent. aged under 1 year. Indian deaths make up 19.1 per cent. of all deaths under 40 and 21 per cent. of all deaths under 1 year, but only 2.2 per cent. of all deaths over 40 years of age.

Since Indians do not come under the jurisdiction of the Provincial Board of Health, it is necessary that " Indian " figures and " Other than Indian " figures be considered separately.

In the " Other than Indian " group there were 562 deaths of infants (under 1 year of age) in 1943, 6.02 per cent. of all deaths and 63.8 per cent. of all deaths under 20. The greatest single cause of infant deaths was prematurity, with 202 deaths, 35.9 per cent. of all infant deaths. This gives a mortality rate for prematurity of 11.4 per 1,000 live births, an increase of 3.2 over the 1942 rate of 8.2.

Congenital malformations were the second leading cause of infant mortality, with 90 deaths, a rate of 5.1 per 1,000 live births. The third was injury at birth, which caused 66 deaths. Pneumonia, including bronchopneumonia, caused 40 infant deaths.

In the age-group 1–4 years accidents assume the leading position with 65 deaths and remain the greatest cause of death in all age-groups up to 39 years, accounting for 375 lives between the ages of 1 and 39 years, or almost one out of every three deaths in those ages. Congenital malformations rank second in the age-group 1–4 years, causing 10 deaths. Pneumonia is the third leading cause in this age-group, with 7 deaths, as it is in the age-group 5–9 years, with 5 deaths. Tuberculosis was fourth in age-group 5–9 years and remains one of the four leading causes up to the age of 60 years, being in second place up to 39 years of age and fourth in age-groups 40–49 and 50–59 years.

Congenital malformations again become significant in age-group 10–19 years, causing 13 deaths. In this group, also, diseases of the heart and arteries first appear in the four leading causes, in fourth place, holding this position for each age-group to 30–39 years and then becoming the leading causative mortality factor from then on.

The third leading cause of death in age-group 20–29 years was cancer, which caused 22 deaths or 6.2 per cent. of all deaths in this age-group. It remains as the third leading cause in group 30–39 years, with 36 deaths, 9.1 per cent. of all deaths in this group. After the age of 39 it causes more deaths than any other factor, with the exception of diseases of the heart and arteries.

Chronic nephritis appears in third place in age-groups 60–69 and 70–79 years, causing 106 and 111 deaths respectively. In age-group 70–79 years intracranial lesions of vascular origin (excluding those in which mention was made of arteriosclerosis) caused 103 deaths, becoming the fourth leading cause of death.

Pneumonia again assumes a significant rôle in ages 80 years and over, causing 72 deaths or 4.7 per cent. of all deaths in this age-group.

Diseases of the heart and arteries in 1943 killed more than twice as many people as any other single cause as in the three previous years. It accounts for one-third (34.1 per cent.) of all deaths.

The second leading cause of deaths is cancer, with 1,290 deaths, or 12.9 per cent. of all deaths. This represents a greater death-rate than in 1942 but a decrease in the percentage of cancer deaths to deaths from all causes.

Accidental deaths form the third largest group with 820 or 8.2 per cent. of total deaths. Many of these deaths could easily have been prevented had the proper measures been taken.

When Indian deaths are included, tuberculosis, pneumonia, and nephritis rank fourth, fifth, and sixth, with 613, 457, and 438 deaths respectively. When Indian deaths are excluded, however, nephritis is the fourth cause with tuberculosis and pneumonia fifth and sixth. Indian deaths make up 32.3 per cent. of all deaths from tuberculosis, 19.7 per cent. from pneumonia but only 1.4 per cent. from nephritis.

Diseases of early infancy are up one place from their position during the last two years, ranking as the seventh leading cause of death, with a mortality rate of 38 per 100,000 population or 37.8 per 1,000 live births.

Cerebral hæmorrhage has fallen to eighth place with 300 deaths, a rate of 33.3 per 100,000 population.

Diabetes and congenital malformations, with mortality rates of 22.3 and 12.7 per 100,000 population, are in ninth and tenth places respectively.

Indians are a responsibility of the Dominion Government, although in a few districts the Dominion Government buys public-health service from the Provincial Department of Public Health.

The ten leading causes of death in the Indian population differ considerably from those of the rest of the population. Although non-communicable diseases are the principal causes of death in the " Other than Indian " population, among the Indians the heaviest toll is taken by communicable diseases and virus diseases affecting the respiratory system. This condition might be improved by increased education on disease-prevention and sanitation.

Tuberculosis is the leading cause of Indian deaths, with 208 fatalities attributable to this disease; 30.9 per cent. of all Indian deaths. This gives an Indian tuberculosis mortality rate of 634.4 per 100,000 population as compared to the white population rate of 41.

Pneumonia is the second leading cause of death among Indians, with 90 deaths, and influenza third, with 55 deaths.

Accidental deaths are in fourth place among Indian deaths, causing 47 deaths.

Non-communicable diseases other than respiratory make their first appearance in fifth place, with diseases of the heart and arteries causing 42 Indian deaths.

Among Indians diseases of early infancy, ranking sixth, caused 36 deaths and cancer, seventh, caused 19 deaths.

Dysentery was in eighth place with 15 deaths, diarrhœa and enteritis ninth with 12 deaths, and measles tenth with 11 deaths.

The infant mortality rates for the " Other than Indian " population was 31.8 per 1,000 live births and for the Indians 131.2 per 1,000 live births.

The maternal mortality rate was also higher for the Indians than for " Other than Indians," with a rate of 6.2 per 1,000 births as compared to 2.5.

The Japanese and Chinese also have a higher tuberculosis mortality rate than the white population, the rate for Japanese being 149.04 per 100,000 population and for the Chinese 212.83.

Table II. gives the number of births, deaths, and marriages with birth, death, and marriage rates per 1,000 population for the period 1911–43.

GRAPH A.—CRUDE BIRTH, DEATH, AND MARRIAGE RATES FOR BRITISH COLUMBIA, 1911–43.

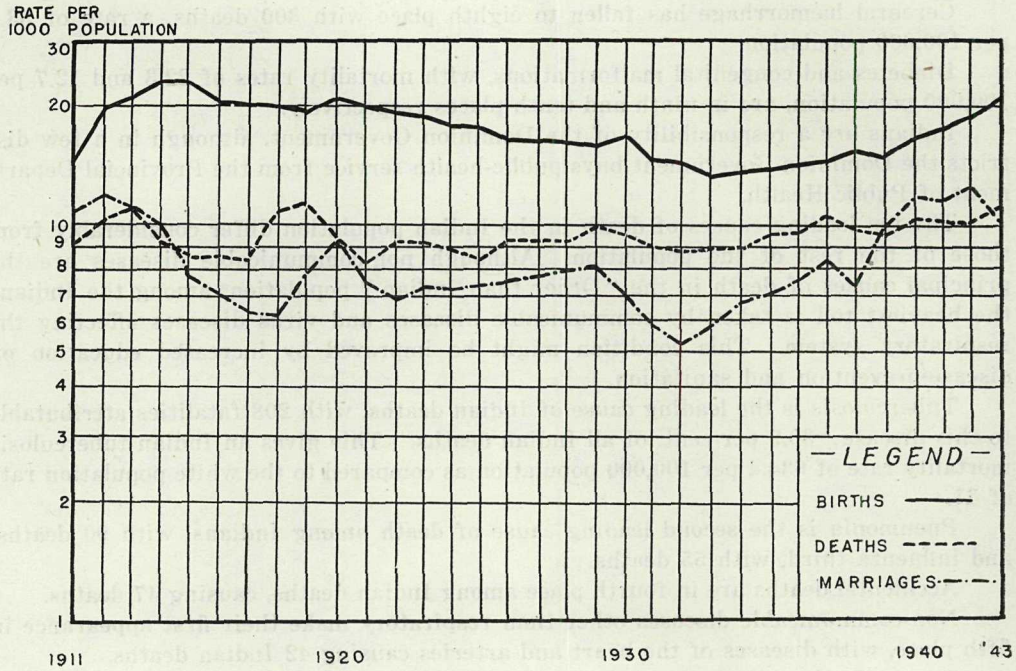

TABLE II.—CRUDE BIRTH, DEATH, AND MARRIAGE RATES FOR BRITISH COLUMBIA, 1911–43.

Year.	Population.	Births.		Deaths.		Marriages.	
		No.	Rate.	No.	Rate.	No.	Rate.
1911	393,000	5,841	14.86	3,660	9.31	4,509	11.47
1912	407,000	8,008	19.67	4,313	10.59	5,235	12.86
1913	424,000	9,199	21.69	4,619	11.89	5,012	11.82
1914	442,000	10,418	23.57	3,974	8.99	4,296	9.71
1915	450,000	10,516	23.36	3,832	8.51	3,393	7.54
1916	456,000	9,841	21.58	3,887	8.52	3,169	6.94
1917	464,000	9,450	20.36	3,896	8.39	2,861	6.16
1918	474,000	9,445	19.92	5,394	11.37	2,858	6.02
1919	488,000	9,506	19.47	5,792	11.86	3,740	7.66
1920	507,000	10,492	20.69	4,739	9.34	4,690	9.25
1921	525,000	10,653	20.29	4,208	8.01	3,889	7.40
1922	541,000	10,166	18.79	4,907	9.07	3,763	6.95
1923	555,000	10,001	18.01	4,997	9.00	3,943	7.10
1924	571,000	10,119	17.72	5,004	8.76	4,038	7.07
1925	588,000	10,342	17.58	4,945	8.40	4,223	7.18
1926	606,000	10,063	16.60	5,474	9.03	4,418	7.29
1927	623,000	10,084	16.18	5,750	9.22	4,720	7.57
1928	641,000	10,385	16.20	5,910	9.21	4,942	7.70
1929	659,000	10,378	15.74	6,397	9.70	5,155	7.82
1930	676,000	10,867	16.07	6,400	9.46	4,697	6.94
1931	694,000	10,404	14.99	6,114	8.80	3,879	5.58
1932	707,000	10,214	14.44	6,150	8.69	3,604	5.09
1933	717,000	9,583	13.36	6,221	8.67	4,048	5.64
1934	727,000	9,813	13.49	6,378	8.77	4,771	6.56
1935	736,000	10,013	13.60	6,857	9.31	5,034	6.83
1936	745,000	10,571	14.18	7,222	9.69	5,451	7.31
1937	759,000	11,279	14.86	7,973	10.50	6,191	8.15
1938	775,000	12,476	16.09	7,460	9.62	6,135	7.91
1939	792,000	12,373	15.62	7,517	9.49	7,862	9.92
1940	805,000	13,830	17.18	8,315	10.32	9,624	11.95
1941	818,000	15,038	18.38	8,505	10.39	9,769	11.94
1942	870,000	16,808	19.31	8,869	10.19	10,877	12.50
1943	900,000	18,802	20.89	10,012	11.12	9,385	10.42

AGE AND SEX MORTALITY.

Tables III.A and III.B show deaths, including and excluding Indians respectively, for the five-year period 1939–43, according to age-groups and sex:—

TABLE III.A (INCLUDING INDIANS).

Year and Sex.	Under 1 Year.	1 Year.	2 Years.	3 Years.	4 Years.	5 to 9 Years.	10 to 19 Years.	20 to 29 Years.	30 to 39 Years.	40 to 49 Years.	50 to 59 Years.	60 to 69 Years.	70 to 79 Years.	80 to 89 Years.	90 to 99 Years.	100 and over.	Not stated.	Totals.
1939.																		
Male	286	26	11	13	11	48	148	208	239	347	811	999	1,015	489	52	2	9	4,714
Female	197	21	21	11	11	44	108	140	125	199	364	516	606	375	60	4	1	2,803
1940.																		
Male	317	32	25	14	11	47	140	191	223	396	847	1,264	1,074	585	70	5	7	5,248
Female	209	36	18	9	5	36	79	154	140	226	388	570	713	411	66	7	.....	3,067
1941.																		
Male	316	46	17	19	19	60	132	219	224	340	834	1,239	1,218	603	57	1	8	5,352
Female	236	30	11	12	6	34	86	124	155	215	372	608	711	456	91	5	1	3,153
1942.																		
Male	349	46	32	17	16	33	129	254	240	345	830	1,321	1,236	677	75	5	10	5,615
Female	247	32	14	20	8	40	81	157	147	209	433	597	720	464	81	2	2	3,254
1943.																		
Male	394	44	27	17	21	48	150	254	269	359	900	1,394	1,443	754	94	2	7	6,177
Female	317	35	20	14	11	48	95	171	162	245	458	687	871	608	89	3	1	3,835

TABLE III.B (EXCLUDING INDIANS).

Year and Sex.	Under 1 Year.	1 Year.	2 Years.	3 Years.	4 Years.	5 to 9 Years.	10 to 19 Years.	20 to 29 Years.	30 to 39 Years.	40 to 49 Years.	50 to 59 Years.	60 to 69 Years.	70 to 79 Years.	80 to 89 Years.	90 to 99 Years.	100 and over.	Not stated.	Totals.
1939.																		
Male	216	18	6	9	8	25	119	176	220	334	803	978	988	473	48	.....	9	4,430
Female	137	10	13	5	8	28	60	114	103	184	351	494	592	356	53	3	1	2,513
1940.																		
Male	228	23	13	8	8	27	96	166	204	376	836	1,243	1,042	564	61	2	7	4,904
Female	141	20	9	6	4	18	50	122	128	206	378	535	688	401	57	4	.....	2,767
1941.																		
Male	239	26	11	12	13	37	107	192	213	320	820	1,221	1,187	586	53	.....	8	5,045
Female	185	17	6	6	3	16	54	100	139	201	359	594	690	442	86	3	.....	2,901
1942.																		
Male	272	26	20	11	13	25	98	223	224	329	820	1,307	1,218	665	70	3	10	5,334
Female	194	16	9	13	4	24	46	125	128	192	421	579	690	447	75	2	2	2,967
1943.																		
Male	309	23	18	9	14	30	110	221	253	337	893	1,369	1,425	734	87	2	7	5,841
Female	253	20	10	6	2	22	55	132	143	223	436	668	848	590	86	2	1	3,497

Diseases of the heart and arteries has been the leading cause of death for the last ten years, with a constantly rising mortality rate. Cancer has been in second place during the last ten years. Accidental deaths and tuberculosis have been in third and fourth place respectively since 1936. Rules of coding death classifications place senility next to ill-defined causes as an undesirable statement of death. For this reason it has been excluded from the ten leading causes of death, in spite of the fact that the total deaths attributed to this cause were 192 in 1943, placing it ahead of congenital malformations.

Congenital malformations is again the tenth leading cause of death, although the mortality rate from this cause has decreased.

Table IV.A gives the ten leading causes of death for the past ten years, placed in order of their rating for 1943, showing also the rating for each cause for each year, the percentage of total deaths for each cause, and the rate per 100,000 population.

GRAPH B.—THE FIRST TEN CAUSES OF DEATH IN BRITISH COLUMBIA (INCLUDING INDIANS), 1934–43.

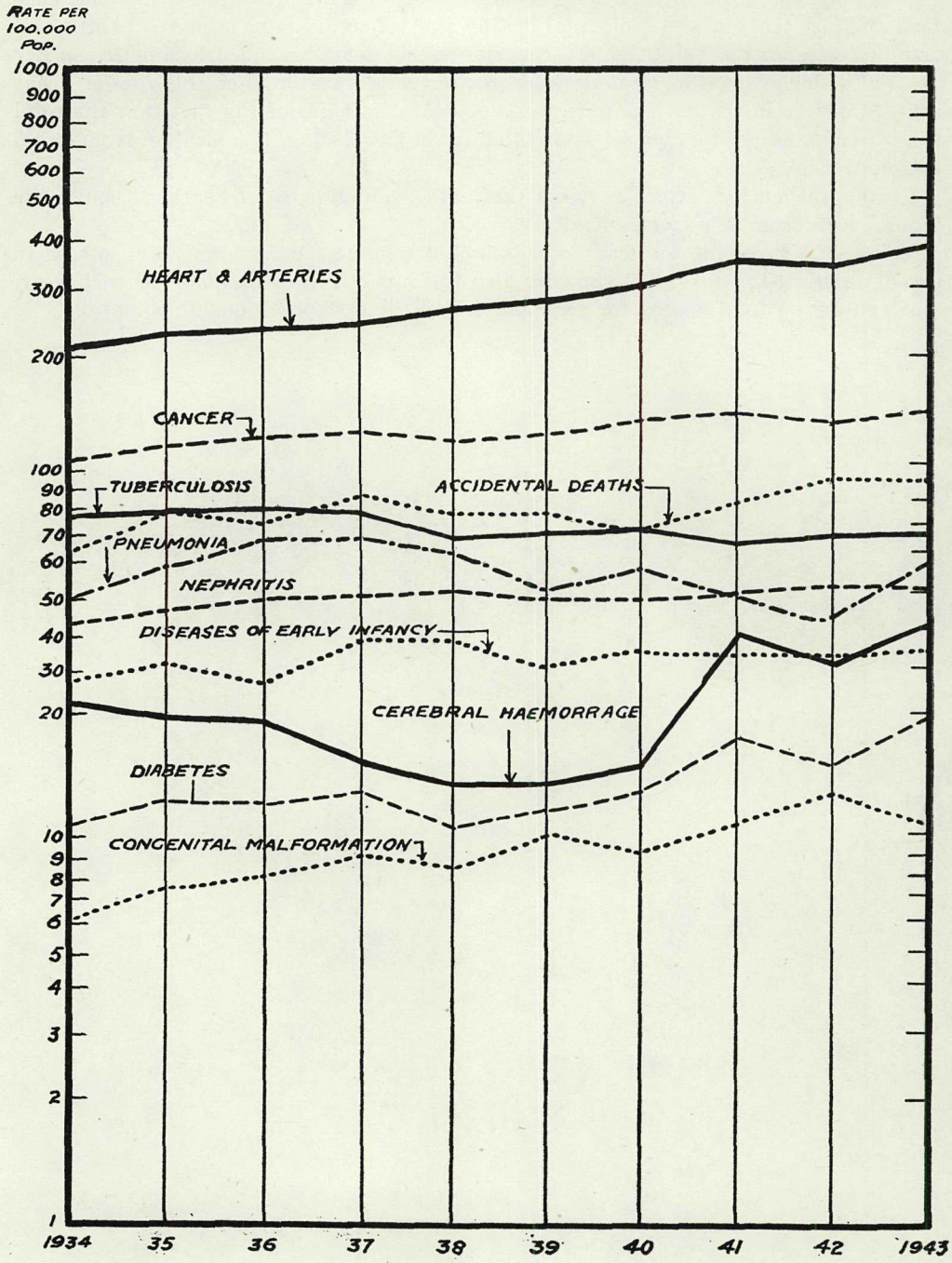

GRAPH C.—THE FIRST TEN CAUSES OF DEATH IN BRITISH COLUMBIA (EXCLUDING INDIANS), 1934–43.

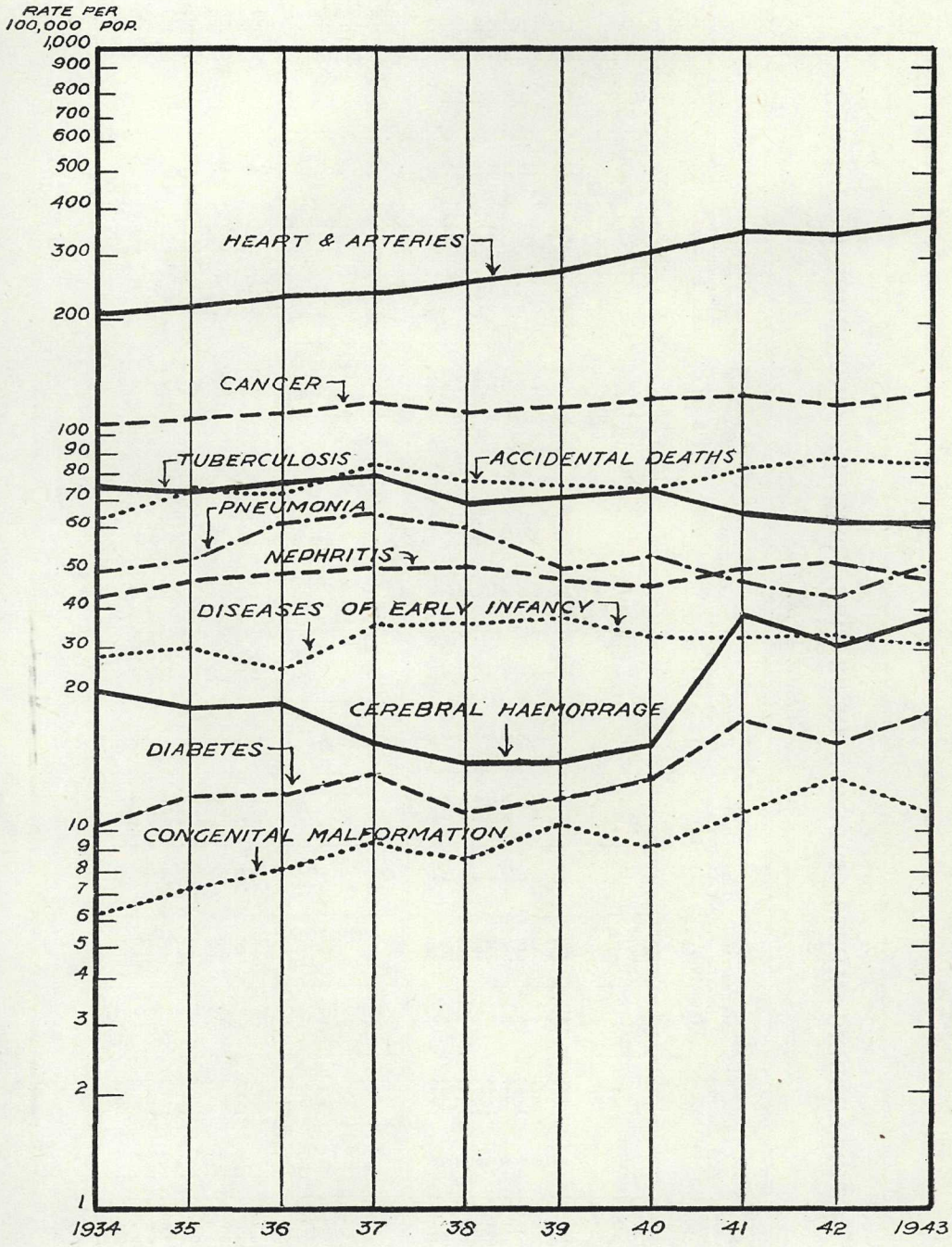

TEN LEADING CAUSES OF DEATH IN BRITISH COLUMBIA (INCLUDING INDIANS).

TABLE IV.A.

Year.	Diseases of the Heart and Arteries (Coronary excepted) (90–95, 97, 99, and 83E).		Cancer (all forms) (45–55).		Accidental Deaths (169–198).		Tuberculosis (all forms) (13–22).		Pneumonia (all forms) (107–109).		Nephritis (130–132).		Diseases of Early Infancy (158–161).		Cerebral Hæmorrhage (83A and 83B).		Diabetes (61).		Congenital Malformations (157).	
	Rating.	No. of Deaths.	Rating.	No. of Deaths.	Rating.	No. of Deaths.	Rating.	No. of Deaths.	Rating.	No. of Deaths.	Rating.	No. of Deaths.	Rating.	No. of Deaths.	Rating.	No. of Deaths.	Rating.	No. of Deaths.	Rating.	No. of Deaths.
1934	1	1,528	2	821	4	480	3	569	5	354	6	293	7	204	8	178	13	84	17	45
1935	1	1,646	2	893	4	564	3	565	5	378	6	332	7	214	8	158	12	95	17	54
1936	1	1,736	2	934	4	549	3	562	5	452	6	337	7	194	9	153	11	94	18	60
1937	1	1,836	2	1,038	3	612	4	602	5	477	6	354	8	250	10	126	12	110	16	71
1938	1	1,941	2	987	3	588	4	535	5	452	6	369	7	259	8	118	12	91	16	67
1939	1	2,071	2	1,044	3	591	4	552	5	373	6	349	7	223	9	121	11	101	14	81
1940	1	2,407	2	1,173	3	598	4	578	5	397	6	351	7	258	10	137	12	115	14	75
1941	1	2,832	2	1,194	3	666	4	533	6	351	5	372	8	255	7	297	9	149	13	94
1942	1	3,042	2	1,194	3	766	4	558	6	346	5	432	8	262	7	266	9	147	10	129
1943	1	3,412	2	1,299	3	820	4	613	5	457	6	438	7	342	8	300	9	201	10	114

Year.	Per Cent. of Total Deaths.	Rate per 100,000 Population.	Per Cent. of Total Deaths.	Rate per 100,000 Population.	Per Cent. of Total Deaths.	Rate per 100,000 Population.	Per Cent. of Total Deaths.	Rate per 100,000 Population.	Per Cent. of Total Deaths.	Rate per 100,000 Population.	Per Cent. of Total Deaths.	Rate per 100,000 Population.	Per Cent. of Total Deaths.	Rate per 100,000 Population.	Per Cent. of Total Deaths.	Rate per 100,000 Population.	Per Cent. of Total Deaths.	Rate per 100,000 Population.	Per Cent. of Total Deaths.	Rate per 100,000 Population.
1934	24.0	210.2	12.9	112.9	7.5	66.0	8.9	78.3	5.6	48.7	4.6	40.3	3.2	28.1	2.8	24.5	1.3	11.6	0.7	6.2
1935	24.0	223.6	13.0	121.3	8.2	76.6	8.2	76.8	5.5	51.3	4.8	45.1	3.1	29.1	2.3	21.5	1.4	12.9	0.8	7.3
1936	24.0	233.0	12.9	125.4	7.7	73.7	7.8	75.4	6.3	60.7	4.7	45.2	2.7	26.0	2.1	20.5	1.3	12.6	0.8	8.1
1937	23.0	241.9	13.0	136.8	7.7	80.6	7.6	79.3	6.0	62.8	4.4	46.6	3.1	32.9	1.6	16.6	1.4	14.5	0.9	9.4
1938	26.0	250.5	13.2	127.3	7.9	75.9	7.2	69.0	6.1	58.3	4.9	47.6	3.5	33.4	1.6	15.2	1.2	11.7	0.9	8.6
1939	27.6	261.5	13.9	131.8	7.9	74.6	7.3	69.7	5.0	47.1	4.6	44.1	3.0	28.2	1.6	15.3	1.3	12.8	1.1	10.2
1940	28.9	299.0	14.1	145.7	7.2	74.3	7.0	71.8	4.8	49.3	4.2	43.6	3.1	32.0	1.6	17.0	1.4	14.3	0.9	9.3
1941	33.3	346.2	14.0	146.0	7.8	81.4	6.3	65.1	4.1	42.9	4.4	45.5	3.0	31.1	3.5	36.3	1.8	18.2	1.1	11.5
1942	34.3	349.7	13.5	137.2	8.6	88.0	6.3	64.1	3.9	39.8	4.9	49.7	3.0	30.1	3.0	30.6	1.7	16.9	1.5	14.8
1943	34.1	379.1	13.0	144.3	8.2	91.1	6.1	68.1	4.6	50.8	4.4	48.7	3.4	38.0	3.0	33.3	2.0	22.3	1.1	12.7

TEN LEADING CAUSES OF DEATH IN BRITISH COLUMBIA (EXCLUDING INDIANS).

The exclusion of Indians causes three changes in the ten leading causes of death. Nephritis becomes the fourth leading cause with 432 deaths, tuberculosis the fifth leading cause with 405 deaths, and pneumonia the sixth, with 367 deaths.

Mortality rates for diseases of the heart and arteries, cancer, nephritis, and diabetes increase when Indians are excluded. Tuberculosis, pneumonia, diseases of early infancy, cerebral hæmorrhage, and congenital malformations mortality rates are decreased when Indian deaths are excluded.

TABLE IV.B.

Year.	Diseases of the Heart and Arteries (Coronary excepted) (90–95, 97, 99, and 83E).		Cancer (all forms) (45–55).		Accidental Deaths (169–198).		Nephritis (130–132).		Tuberculosis (all forms) (13–22).		Pneumonia (all forms) (107–109).		Diseases of Early Infancy (158–161).		Cerebral Hæmorrhage (83A and 83B).		Diabetes (61).		Congenital Malformations (157).	
	Rating.	No. of Deaths.	Rating.	No. of Deaths.	Rating.	No. of Deaths.	Rating.	No. of Deaths.	Rating.	No. of Deaths.	Rating.	No. of Deaths.	Rating.	No. of Deaths.	Rating.	No. of Deaths.	Rating.	No. of Deaths.	Rating.	No. of Deaths.
1934	1	1,502	2	813	3	444	6	291	4	353	5	297	7	193	8	168	12	83	17	43
1935	1	1,623	2	880	3	543	5	329	4	399	6	317	7	176	8	146	12	94	17	51
1936	1	1,721	2	917	3	515	6	333	5	374	4	386	7	163	8	148	12	93	18	57
1937	1	1,807	2	1,024	3	575	6	354	5	363	4	391	8	200	9	119	11	109	15	70
1938	1	1,913	2	973	3	554	5	362	6	332	4	381	7	212	9	110	12	91	16	62
1939	1	2,036	2	1,029	3	557	5	345	4	353	6	318	7	182	9	119	11	100	14	77
1940	1	2,373	2	1,143	3	558	5	345	4	375	6	325	7	207	10	132	12	115	14	67
1941	1	2,790	2	1,181	3	620	4	368	5	359	6	297	8	216	7	292	9	147	13	86
1942	1	3,007	2	1,177	3	706	4	423	5	388	6	295	8	233	7	260	9	147	10	118
1943	1	3,370	2	1,290	3	775	4	432	5	405	6	367	7	306	8	291	9	201	10	106

Year.	Per Cent. of Total Deaths.	Rate per 100,000 Population.	Per Cent. of Total Deaths.	Rate per 100,000 Population.	Per Cent. of Total Deaths.	Rate per 100,000 Population.	Per Cent. of Total Deaths.	Rate per 100,000 Population.	Per Cent. of Total Deaths.	Rate per 100,000 Population.	Per Cent. of Total Deaths.	Rate per 100,000 Population.	Per Cent. of Total Deaths.	Rate per 100,000 Population.	Per Cent. of Total Deaths.	Rate per 100,000 Population.	Per Cent. of Total Deaths.	Rate per 100,000 Population.	Per Cent. of Total Deaths.	Rate per 100,000 Population.
1934	25.9	213.9	14.0	115.8	7.6	63.2	5.0	41.4	6.1	50.3	5.1	42.3	3.0	27.5	3.0	23.9	1.4	11.8	0.7	6.1
1935	25.7	228.2	13.9	123.7	8.6	76.3	5.2	46.3	6.3	56.1	5.0	44.6	2.8	24.7	2.3	20.5	1.5	13.2	0.8	7.2
1936	25.8	238.9	13.7	127.3	7.7	71.5	5.0	46.2	6.0	51.9	5.8	53.6	2.4	22.6	2.2	20.5	1.4	12.9	0.9	7.9
1937	25.3	246.1	14.3	139.5	8.0	78.3	5.0	48.2	5.1	49.4	5.5	53.3	2.8	27.2	1.7	16.2	1.5	14.8	1.0	9.5
1938	27.9	255.0	14.2	129.7	8.1	73.8	5.3	48.3	4.8	44.3	5.6	50.8	3.1	28.3	1.6	14.7	1.3	12.1	0.9	8.3
1939	29.3	265.4	14.8	134.1	8.0	72.6	5.0	45.0	5.1	46.0	4.6	41.5	2.6	23.7	1.7	15.5	1.4	11.3	1.1	10.0
1940	30.9	304.2	14.9	146.5	7.3	71.5	4.5	44.2	4.9	48.1	4.2	41.7	2.7	26.5	1.7	16.9	1.5	14.7	0.9	8.6
1941	35.1	351.8	14.9	148.9	7.8	78.2	4.6	46.4	4.5	45.3	3.7	37.5	2.7	27.2	3.7	36.8	1.8	18.5	1.1	10.8
1942	36.2	355.8	14.2	139.3	8.5	83.5	5.1	50.1	4.7	45.9	3.6	34.9	2.8	27.6	3.1	30.8	1.8	17.4	1.5	14.0
1943	36.1	385.1	13.8	147.4	8.3	88.6	4.6	49.4	4.3	46.3	3.9	41.9	3.3	35.0	3.1	33.2	2.2	23.0	1.1	12.1

THE FOUR CHIEF CAUSES OF DEATH IN THE DIFFERENT AGE-GROUPS (INCLUDING INDIANS), 1943.

TABLE V.A.

Int. List No.	Cause of Death.	Deaths in Age-groups by Cause of Death.	Per Cent. of Deaths in Age-groups due to Specified Causes.	Per Cent. of Deaths at all Ages due to Specified Causes.	Deaths from Specified Causes at all Ages.
	Unknown Age—Deaths, 12.				
	Under 1 Year—Deaths, 711.				
159	1. Premature birth	218	30.7	100.0	218
157	2. Congenital malformations	96	13.5	84.2	114
107–109	3. Pneumonia	84	11.8	18.4	457
160	4. Injury at birth	69	9.7	100.0	69
	1–4 Years—Deaths, 189.				
169–195	1. Accidental deaths	71	37.6	8.7	820
107–109	2. Pneumonia	29	15.3	6.3	457
13–22	3. Tuberculosis	19	10.1	3.1	613
157	4. Congenital malformations	10	5.3	8.8	114
	5–9 Years—Deaths, 96.				
13–22	1. Tuberculosis	50	52.1	8.2	613
169–195	2. Accidental deaths	29	30.2	3.5	820
107–109	3. Pneumonia	8	8.3	1.8	457
33	4. Influenza	4	4.2	2.1	189
	10–19 Years—Deaths, 245.				
13–22	1. Tuberculosis	78	31.8	12.7	613
169–195	2. Accidental deaths	64	26.1	7.8	820
157	3. Congenital malformations	14	5.7	12.3	114
90–95, 97, 99, and 83E	4. Diseases of the heart and arteries (coronary excepted)	7	2.9	0.2	3,414
	20–29 Years—Deaths, 425.				
169–195	1. Accidental deaths	138	32.5	16.8	820
13–22	2. Tuberculosis	120	28.2	19.6	613
45–55	3. Cancer and other malignant tumours	22	5.2	1.7	1,290
90–95, 97, 99, and 83E	4. Diseases of the heart and arteries (coronary excepted)	19	4.5	0.5	3,414
	30–39 Years—Deaths, 431.				
169–195	1. Accidental deaths	96	22.3	11.7	820
13–22	2. Tuberculosis	94	21.8	15.3	613
45–55	3. Cancer and other malignant tumours	37	8.6	2.9	1,290
90–95, 97, 99, and 83E	4. Diseases of the heart and arteries (coronary excepted)	35	8.1	1.0	3,414
	40–49 Years—Deaths, 704.				
90–95, 97, 99, and 83E	1. Diseases of the heart and arteries (coronary excepted)	133	18.9	3.9	3,414
45–55	2. Cancer and other malignant tumours	97	13.8	7.5	1,290
169–195	3. Accidental deaths	87	12.4	10.6	820
13–22	4. Tuberculosis	69	9.8	11.3	613
	50–59 Years—Deaths, 1,358.				
90–95, 97, 99, and 83E	1. Diseases of the heart and arteries (coronary excepted)	460	33.9	13.5	3,414
45–55	2. Cancer and other malignant tumours	248	18.3	19.2	1,290
169–195	3. Accidental deaths	93	6.8	11.3	820
13–22	4. Tuberculosis	81	6.0	13.2	613
	60–69 Years—Deaths, 2,081.				
90–95, 97, 99, and 83E	1. Diseases of the heart and arteries (coronary excepted)	825	39.6	24.2	3,414
45–55	2. Cancer and other malignant tumours	411	19.8	31.9	1,290
131	3. Chronic nephritis	107	5.1	26.0	412
169–195	4. Accidental deaths	104	5.0	12.7	820
	70–79 Years—Deaths, 2,314.				
90–95, 97, 99, and 83E	1. Diseases of the heart and arteries (coronary excepted)	1,100	47.5	32.2	3,414
45–55	2. Cancer and other malignant tumours	347	15.0	26.9	1,290
131	3. Chronic nephritis	111	4.8	26.9	412
83A–D	4. Intracranial lesions of vascular origin	105	4.5	31.8	330
	80 Years and over—Deaths, 1,550.				
90–95, 97, 99, and 83E	1. Diseases of the heart and arteries (coronary excepted)	837	54.0	24.5	3,414
45–55	2. Cancer and other malignant tumours	115	7.4	8.9	1,290
131	3. Chronic nephritis	94	6.1	22.8	412
107–109	4. Pneumonia	77	5.0	16.8	457

THE FOUR CHIEF CAUSES OF DEATH IN THE DIFFERENT AGE-GROUPS (EXCLUDING INDIANS), 1943.

TABLE V.B.

Int. List No.	Cause of Death.	Deaths in Age-groups by Cause of Death.	Per Cent. of Deaths in Age-groups due to Specified Causes.	Per Cent. of Deaths at all Ages due to Specified Causes.	Deaths from Specified Causes at all Ages.
	Under 1 Year—Deaths, 562.				
159	1. Premature births	202	35.9	100.0	202
157	2. Congenital malformations	90	16.0	84.9	106
160	3. Injury at birth	66	11.7	98.2	67
107–109	4. Pneumonia	40	7.1	10.9	367
	1–4 Years—Deaths, 102.				
169–195	1. Accidental deaths	65	63.7	8.4	775
157	2. Congenital malformations	10	9.8	9.4	106
107–109	3. Pneumonia	7	6.9	1.9	367
13–22	4. Tuberculosis	4	3.9	1.0	405
	5–9 Years—Deaths, 52.				
169–195	1. Accidental deaths	27	51.9	3.5	775
13–22	2. Tuberculosis	23	44.2	5.7	405
107–109	3. Pneumonia	5	9.6	1.4	367
58	4. Acute rheumatic fever	2	3.8	11.8	17
61	4. Diabetes mellitus	2	3.8	1.0	201
74	4. Leukæmias and aleukæmias	2	3.8	5.9	34
84	4. Mental disorders and deficiency	2	3.8	5.0	40
130	4. Acute nephritis	2	3.8	18.2	11
	10–19 Years—Deaths, 165.				
169–195	1. Accidental deaths	60	36.4	7.7	775
13–22	2. Tuberculosis	21	12.7	5.2	405
157	3. Congenital malformations	13	7.9	12.3	106
90–95, 97, 99, and 83E	4. Diseases of the heart and arteries (coronary excepted)	7	4.2	0.2	3,372
	20–29 Years—Deaths, 353.				
169–195	1. Accidental deaths	132	37.4	17.0	775
13–22	2. Tuberculosis	67	19.0	16.5	405
45–55	3 Cancer and other malignant tumours	22	6.2	1.7	1,281
90–95, 97, 99, and 83E	4. Diseases of the heart and arteries (coronary excepted)	17	4.8	0.5	3,372
	30–39 Years—Deaths, 396.				
169–195	1. Accidental deaths	91	23.0	11.7	775
13–22	2. Tuberculosis	79	19.9	19.5	405
45–55	3. Cancer and other malignant tumours	36	9.1	2.8	1,281
90–95, 97, 99, and 83E	4. Diseases of the heart and arteries (coronary excepted)	34	8.6	1.0	3,372
	40–49 Years—Deaths, 660.				
90–95, 97, 99, and 83E	1. Diseases of the heart and arteries (coronary excepted)	133	20.2	3.9	3,372
45–55	2. Cancer and other malignant tumours	96	14.5	7.5	1,281
169–195	3. Accidental deaths	83	12.6	10.7	775
13–22	4. Tuberculosis	54	8.2	13.3	405
	50–59 Years—Deaths, 1,329.				
90–95, 97, 99, and 83E	1. Diseases of the heart and arteries (coronary excepted)	456	34.3	13.5	3,372
45–55	2. Cancer and other malignant tumours	247	18.6	19.3	1,281
169–195	3. Accidental deaths	91	6.8	11.7	775
13–22	4. Tuberculosis	74	5.6	18.3	405
	60–69 Years—Deaths, 2,037.				
90–95, 97, 99, and 83E	1. Diseases of the heart and arteries (coronary excepted)	817	40.1	24.2	3,372
45–55	2. Cancer and other malignant tumours	406	19.9	31.7	1,281
131	3. Chronic nephritis	106	5.2	25.9	409
169–195	4. Accidental deaths	99	4.9	12.8	775
	70–79 Years—Deaths, 2,273.				
90–95, 97, 99, and 83E	1. Diseases of the heart and arteries (coronary excepted)	1,089	47.9	32.3	3,372
45–55	2. Cancer and other malignant tumours	347	15.2	27.1	1,281
131	3. Chronic nephritis	111	4.9	27.1	409
83A–D	4. Intracranial lesions of vascular origin	103	4.5	32.3	319
	80 Years and over—Deaths, 1,529.				
90–95, 97, 99, and 83E	1. Diseases of the heart and arteries (coronary excepted)	821	53.7	24.3	3,372
45–55	2. Cancer and other malignant tumours	114	7.5	8.9	1,281
131	3. Chronic nephritis	94	6.1	23.0	409
107–109	4. Pneumonia	72	4.7	19.6	367

MORTALITY FROM NOTIFIABLE DISEASES.

Table VI. shows the deaths from notifiable diseases, both including and excluding Indians, as required by the Dominion Council of Health, for the five-year period 1939–43.

When the figures are examined it is found that the 1943 figures in general compare favourably with those of previous years. Especially is this so in the case of spinal meningitis. However, one outstanding exception is influenza. The 1943 figure of 189 deaths is more than double that for 1942. Also the situation in regard to measles and whooping-cough is far from favourable.

TABLE VI.

Int. List No.	Cause of Death.	Including Indians.					Excluding Indians.				
		1939.	1940.	1941.	1942.	1943.	1939.	1940.	1941.	1942.	1943.
43A	Actinomycosis	.....	1	.....	.....	1	.....	1	.....	.....	1
7	Anthrax	.....	.....	.....	.....	.....	.....	.....	.....	.....	.....
177A	Botulism	.....	.....	1	.....	.....	.....	.....	.....	.....	.....
45–55	Cancer	1,044	1,173	1,194	1,194	1,290	1,029	1,143	1,181	1,177	1,281
6	Cerebrospinal meningitis (epidemic)	4	5	17	18	10	4	5	15	15	8
38E	Chicken-pox	1	.....	.....	1	1	.....	.....	.....	1	1
4	Cholera, Asiatic	.....	.....	.....	.....	.....	.....	.....	.....	.....	.....
88B	Conjunctivitis, acute	.....	1	.....	1	.....	.....	1	.....	1	.....
10	Diphtheria	.....	2	2	2	5	.....	2	2	1	3
27A–B	Dysentery (amœbic and bacillary)	3	1	1	1	11	*	*	1	.....	10
37	Encephalitis	2	5	4	3	11	2	5	4	2	11
11	Erysipelas	6	3	1	4	3	5	3	1	4	3
38D	German measles	.....	1	1	.....	.....	.....	.....	.....	.....	.....
26B	Glanders	.....	.....	.....	.....	.....	.....	.....	.....	.....	.....
33	Influenza (epidemic)	97	179	117	78	189	72	148	89	44	134
23	Leprosy	.....	1	.....	.....	2	.....	1	.....	.....	2
28	Malaria	.....	1	.....	.....	1	.....	1	.....	.....	1
24C	Malignant œdema	.....	.....	.....	1	.....	.....	.....	.....	.....	.....
35	Measles	1	3	10	14	22	1	2	10	5	11
44C	Mumps	2	1	.....	1	2	*	1	.....	.....	2
25A	Ophthalmia neonatorum	.....	.....	.....	.....	1	.....	.....	.....	.....	1
2	Paratyphoid fever	.....	.....	.....	.....	.....	.....	.....	.....	.....	.....
69	Pellagra	.....	.....	1	.....	1	.....	.....	1	.....	1
3	Plague	.....	.....	.....	.....	.....	.....	.....	.....	.....	.....
	Pneumonia—										
107	Bronchial	211	230	192	157	154	195	203	163	140	127
108	Lobar	106	110	100	126	215	97	101	95	118	202
36	Poliomyelitis	3	2	1	.....	1	3	1	1	.....	1
38G	Psittacosis	.....	.....	.....	.....	.....	.....	.....	.....	.....	.....
147B	Puerperal septicæmia	3	4	6	8	11	1	3	5	8	10
38B	Rabies	.....	.....	.....	.....	.....	.....	.....	.....	.....	.....
39C	Rocky Mountain spotted fever	.....	.....	.....	.....	.....	.....	.....	.....	.....	.....
8	Scarlet fever	2	2	2	4	2	2	2	2	3	2
115B	Septic sore throat	5	15	5	6	4	5	*	5	6	2
34	Smallpox	1	.....	.....	.....	.....	1	.....	.....	.....	.....
12	Tetanus	1	1	.....	1	1	1	1	.....	1	1
29A	Tick paralysis	1	.....	.....	.....	.....	*	.....	.....	.....	.....
88A	Tracoma	.....	.....	.....	.....	.....	.....	.....	.....	.....	.....
42A	Trichinosis	.....	.....	.....	.....	.....	.....	.....	.....	.....	.....
13–22	Tuberculosis	552	578	533	558	613	353	375	359	388	405
26A	Tularæmia	.....	.....	.....	.....	.....	.....	.....	.....	.....	.....
1	Typhoid fever	4	8	3	3	3	3	5	3	3	3
39A, B, C	Typhus fever	.....	.....	.....	.....	.....	.....	.....	.....	.....	.....
5	Undulant fever	1	1	1	1	.....	1	1	1	1	.....
	Venereal diseases—										
44A, 25B	Gonorrhœa	1	2	2	.....	3	.....	2	.....	.....	3
30	Syphilis	63	43	90	90	94	52	41	82	86	89
9	Whooping-cough	17	10	8	13	16	9	5	4	7	12
38A	Yellow fever	.....	.....	.....	.....	.....	.....	.....	.....	.....	.....

* Figures not given in these cases because of limitations of coding death registrations.

INFANT MORTALITY.

The 1943 infant mortality rates (both including and excluding Indians) show an increase from 1942, mainly due to the large increase in deaths from prematurity. Congenital malformations show a decrease in deaths, as do tuberculosis and bronchitis. All other causes show an increase.

Table VII. gives principal causes of death of children under 1 year of age, both including and excluding Indians, for the period 1939–43.

TABLE VII.

Int. List No.	Cause of Death.	Including Indians.					Excluding Indians.				
		1939.	1940.	1941.	1942.	1943.	1939.	1940.	1941.	1942.	1943.
161A	Atelectasis	12	23	33	22	23	8	19	31	21	22
106	Bronchitis	5	5	4	9	6	1	2	2	4	.....
107	Bronchopneumonia	33	32	46	31	39	21	20	31	21	25
158	Congenital debility	19	23	11	9	13	6	6	1	.....	2
86	Convulsions	4	5	5	4	8	2	.....	2	3	2
119	Diarrhœa and enteritis	11	22	16	21	27	7	14	6	12	19
64	Diseases of the thymus gland	16	21	26	34	37	16	17	25	31	35
33	Influenza	16	25	32	20	20	3	12	14	7	10
160	Injury at birth	39	27	55	62	69	35	22	50	61	67
157	Malformations	66	59	70	108	96	62	51	64	98	90
35	Measles	.....	1	1	8	7	.....	.....	1	2	4
108–109	Pneumonia (other than bronchopneumonia)	26	35	35	26	45	8	14	18	10	15
159	Premature birth	133	157	134	143	218	121	140	118	129	202
13–22	Tuberculosis	10	19	10	15	8	3	4	2	5	.....
9	Whooping-cough	11	4	5	8	8	8	3	3	5	6
	Other causes	82	68	69	76	87	52	45	56	57	63
	Totals	483	526	552	596	711	353	369	424	466	562
	Living births	12,373	13,830	15,038	16,808	18,802	11,491	12,881	14,142	15,788	17,666
	Rate per 1,000 living births	39.0	38.0	36.7	35.5	37.8	30.7	28.6	30.0	29.5	31.8

INFANT AND MATERNAL MORTALITY RATES FOR BRITISH COLUMBIA, 1934–43.

TABLE VIII.

	1934.	1935.	1936.	1937.	1938.	1939.	1940.	1941.	1942.	1943.
Infant mortality rates per 1,000 live births—										
Including Indians	43.4	45.9	43.9	55.8	44.6	39.0	38.0	36.7	35.5	37.8
Excluding Indians	36.1	36.8	34.9	40.8	34.7	30.7	28.6	30.0	29.5	31.8
Indians	126.3	145.7	153.8	254.7	175.0	147.4	166.5	142.9	127.5	131.2
Maternal mortality rates per 1,000 live births—										
Including Indians	5.1	5.2	4.7	4.5	3.8	3.1	3.1	2.7	2.7	2.5
Excluding Indians	5.0	4.0	4.5	4.5	3.6	2.3	2.8	2.2	2.5	2.3
Indians	6.3	9.4	7.4	5.0	6.8	13.6	7.4	10.0	4.9	6.2

GRAPH D.—INFANT AND MATERNAL MORTALITY RATES FOR BRITISH COLUMBIA, 1934–43.

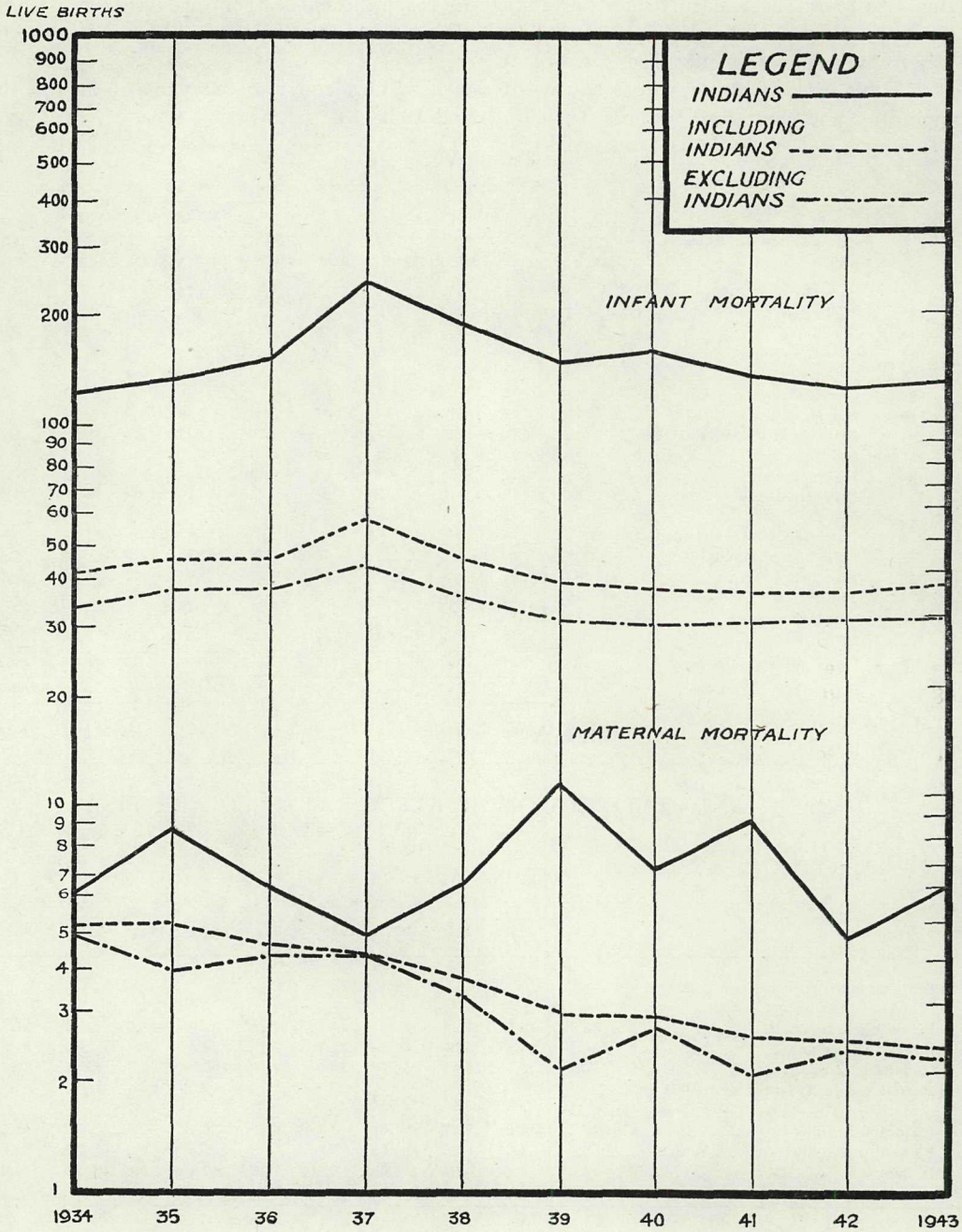

MATERNAL MORTALITY.

The maternal mortality rate for 1943 shows a slight decrease from 1942, both including and excluding Indians. Considering the rising birth-rate, this decrease in mortality indicates a great improvement in care of mothers.

TABLE IX.

Int. List No.	Cause of Death.	Including Indians.			Excluding Indians.		
		1941.	1942.	1943.	1941.	1942.	1943.
140	Abortion with mention of infection	4	4	7	4	4	7
141	Abortion without mention of infection	2	7	4	2	6	4
142	Ectopic gestation	2	2	3	2	2	3
143	Hæmorrhage of pregnancy	----	----	----	----	----	----
144	Toxæmias of pregnancy	4	2	----	3	2	----
145	Other diseases and accidents of pregnancy	----	4	2	----	3	1
146	Hæmorrhage of childbirth and puerperium	7	4	16	3	4	14
147	Infection during childbirth and puerperium	11	11	6	10	9	5
148	Puerperal toxæmias	5	4	5	5	4	5
149	Other accidents and specified conditions of childbirth	3	3	2	2	3	1
150	Other and unspecified conditions of childbirth and puerperium	2	4	2	----	3	----
	Totals	40	45	47	31	40	40
	Rate per 1,000 living births	2.7	2.7	2.5	2.2	2.5	2.3

MORTALITY FROM TUBERCULOSIS.

There were 613 deaths from tuberculosis in 1943. This gives a mortality rate of 0.68 per 1,000 population, which is the same as the 1942 rate.

Table X. shows the distribution of deaths from tuberculosis by the various organs and sites affected, including and excluding Indians, for the five-year period 1939–43.

TABLE X.

Int. List No.	Organ or Site affected.	Including Indians.					Excluding Indians.				
		1939.	1940.	1941.	1942.	1943.	1939.	1940.	1941.	1942.	1943.
13	Respiratory system	470	490	440	480	537	305	322	312	343	368
14	Meninges, central nervous system	40	35	43	39	36	18	16	19	16	12
15	Intestines and peritoneum	8	17	11	10	8	7	14	5	7	5
16	Vertebral column	3	4	12	8	11	2	2	7	7	6
17	Joints and bones	2	5	6	1	3	2	3	3	----	2
18–21	Other organs and unspecified	11	8	9	8	11	9	8	8	7	7
22	Disseminated tuberculosis	18	19	12	12	7	10	10	5	8	5
	Totals	552	578	533	558	613	353	375	359	388	405
	Per cent. of all deaths	7.34	6.95	6.27	6.29	6.12	5.08	4.89	4.52	4.67	4.34
	Rate per 1,000 population	0.69	0.71	0.65	0.68	0.68	0.44	0.46	0.45	0.49	0.46

MORTALITY FROM CANCER (INCLUDING INDIANS).

There were 1,290 deaths from cancer in British Columbia in 1943—702 males and 588 females. This brings the mortality rate down from 1.45 in 1942 to 1.43 per 1,000 population.

Table XI. shows the distribution of deaths from cancer by the various organs and sites affected for the five-year period 1939–43.

TABLE XI.

Int. List No.	Organ or Site affected.	1939.	1940.	1941.	1942.	1943.
45	Buccal cavity	33	45	52	47	41
46	Digestive tract and peritoneum	531	576	559	591	627
47	Respiratory	72	73	102	89	107
48–49	Female genital organs	106	116	109	126	126
50	Breast	19	10	12	15	16
53	Skin	97	100	127	100	119
51, 52, 54, 55	Other sites and not specified	186	253	233	226	254
	Totals	1,044	1,173	1,194	1,194	1,290
	Per cent. of all deaths	13.89	14.11	14.04	13.46	12.88
	Rate per 1,000 population	1.31	1.45	1.48	1.45	1.43

SPECIAL CLASSIFICATION OF ACCIDENTAL DEATHS.

All accidental deaths are included within the International List of Causes of Death, Nos. 169–195. However, accidental deaths described by International List Nos. 169–176, 180, and 187 are classified under those titles without regard to the nature of the injury. In order that the nature of the injury in many cases may be tabulated, a supplementary code for nature of injury has been used.

The following table shows special Classes of Accidental Deaths in British Columbia, classified according to nature of injury in 1943. Included also are the International List Numbers. It will be noted that these include only the numbers 169–176, 178, 180–183, 185–187, and 193.

TABLE XII.

Int. List No.	Cause of Death.	Male.	Female.	Total.
	Accidental absorption of poisonous gas	24	2	26
172	Water transport accidents	2	.....	2
178	Accidental absorption of poisonous gas	19	2	21
180	Conflagration	3	.....	3
	Accidental burns	27	10	37
169	Railway accidents (excluding motor-vehicles)	1	.....	1
172	Water transport accidents	3	.....	3
173	Air transport accidents	3	.....	3
180	Conflagration	7	6	13
181	Accidental burns (conflagration excepted)	13	4	17
	Accidental mechanical suffocation	11	4	15
174	Accidents in mines and quarries	4	.....	4
182	Accidental mechanical suffocation	7	4	11
	Accidental drowning	106	15	121
170C	Automobile accidents (excluding trains or street-cars)	1	1	2
172	Water transport accidents	21	.....	21
173	Air transport accidents	5	.....	5
175E	Other forestry accidents	7	.....	7
183	Accidental drowning	72	14	86
	Accidental injury by cutting or piercing instruments	5	.....	5
176	Other accidents involving machinery	1	.....	1
185	Accidental injury by cutting or piercing instruments	4	.....	4
	Accidental injury by fall	104	74	178
169	Railway accidents (excluding motor-vehicles)	1	.....	1
170C	Automobile accidents (excluding trains or street-cars)	1	.....	1
170D	Motor-cycle accidents (excluding automobiles)	2	1	3
171B	Other road transport accidents (excluding street-cars, trains, and motor-vehicles)	4	1	5
172	Water transport accidents	3	.....	3
174	Accidents in mines and quarries	4	.....	4
175A	Accidents involving agricultural machinery and vehicles	2	.....	2
175B	Injury by animals, in agriculture	2	.....	2
175C	Other agricultural accidents	1	.....	1
175E	Other forestry accidents	3	.....	3
186A	Accidental injury by fall	81	72	153
	Accidental injury by crushing	302	30	332
169	Railway accidents (excluding motor-vehicles)	17	2	19
170A	Collisions with trains	4	1	5
170B	Collisions with street-cars	7	.....	7
170C	Automobile accidents (excluding trains or street-cars)	113	20	133
170D	Motor-cycle accidents (excluding automobiles)	3	.....	3
171A	Street-car accidents (excluding trains and motor-vehicles)	9	3	12
172	Water transport accidents	1	.....	1
173	Air transport accidents	48	3	51
174	Accidents in mines and quarries	12	.....	12
175A	Accidents involving agricultural machinery and vehicles	2	.....	2
175B	Injury by animals, in agriculture	3	.....	3
175C	Other agricultural accidents	1	.....	1
175D	Accidents involving forestry machinery and vehicles	5	.....	5
175E	Other forestry accidents	38	.....	38
176	Other accidents involving machinery	16	.....	16
186B	Accidental injury by crushing	23	1	24
	Accidents due to electric currents	4	1	5
174	Accidents in mines and quarries	1	.....	1
193	Accidents due to electric currents	3	1	4
	Total special classification of accidental deaths (listed above)	583	136	719
169–195	Total accidental deaths	657	163	820

ILLEGITIMATE BIRTHS.

Illegitimacy has shown a marked increase in the ten years since 1934. This trend started in 1924 when the rate of illegitimacy was 17 per 1,000 live births, and shows no marked decrease since that time.

Table XIII. gives the number of illegitimate births and rate per 1,000 live births for the ten-year period 1934–43.

TABLE XIII.—ILLEGITIMATE BIRTHS (EXCLUSIVE OF STILL-BIRTHS).

Year.	Including Indians.		Excluding Indians.	
	No.	Rate per 1,000 Live Births.	No.	Rate per 1,000 Live Births.
1934	346	35.3	277	30.7
1935	320	32.0	275	29.6
1936	377	35.6	303	31.0
1937	435	38.6	353	33.7
1938	510	40.9	432	37.3
1939	501	40.5	392	34.1
1940	551	39.8	432	33.5
1941	688	45.8	545	38.5
1942	759	45.2	606	38.4
1943	827	44.0	633	35.8

STILL-BIRTHS.

The still-births in the Province for 1943 show an increase over the previous year, but the rate per 1,000 living births fell from 18.1 to 16.9. It should be noted that when Indians are excluded from these statistics the rate increases.

Table XIV. shows the number of still-births and the rate per 1,000 living births, including and excluding Indians, over the ten-year period 1934–43.

TABLE XIV.

Year.	Including Indians.			Excluding Indians.		
	Number of Still-births.	Number of Living Births.	Rate per 1,000 Living Births.	Number of Still-births.	Number of Living Births.	Rate per 1,000 Living Births.
1934	231	9,813	23.5	221	9,021	24.5
1935	218	10,013	21.8	209	9,265	22.6
1936	222	10,571	21.0	212	9,765	21.7
1937	247	11,279	21.9	237	10,486	22.3
1938	256	12,476	20.5	248	11,596	21.4
1939	239	12,373	19.3	230	11,491	20.0
1940	274	13,830	19.8	260	12,881	20.2
1941	287	15,038	19.1	273	14,142	19.3
1942	304	16,808	18.1	292	15,788	18.5
1943	317	18,802	16.9	302	17,666	17.1

Indian still-births counted from actual registrations.

MARRIAGES.

The number of marriages in British Columbia in 1943 shows a decrease for the first time since 1938. The marriage rate per 1,000 population is 10.4 in 1943 as compared with 13.1 in 1942.

Table XV. gives the number of marriages solemnized by the conjugal condition of the contracting parties and rate per 1,000 population during the ten-year period 1934–43.

TABLE XV.

Year.	Conjugal Condition of Contracting Parties.						Total Number of Marriages.	Marriage Rate per 1,000 Population.
	Single.		Widowed.		Divorced.			
	Male.	Female.	Male.	Female.	Male.	Female.		
1934	4,275	4,318	314	261	182	192	4,771	6.6
1935	4,544	4,552	320	286	170	196	5,034	6.8
1936	4,877	4,947	350	291	224	213	5,451	7.3
1937	5,542	5,590	378	328	271	273	6,191	8.2
1938	5,438	5,486	392	344	305	305	6,135	7.9
1939	7,149	7,128	391	360	322	374	7,862	9.9
1940	8,678	8,596	503	528	443	500	9,624	12.0
1941	8,745	8,649	525	583	499	537	9,769	11.9
1942	9,643	9,538	598	613	586	676	10,827	13.1
1943	8,203	8,077	585	668	597	640	9,385	10.4

GRAPH E.—MARRIAGES BY CONJUGAL CONDITION OF THE CONTRACTING PARTIES IN BRITISH COLUMBIA, 1934–43.

Males.

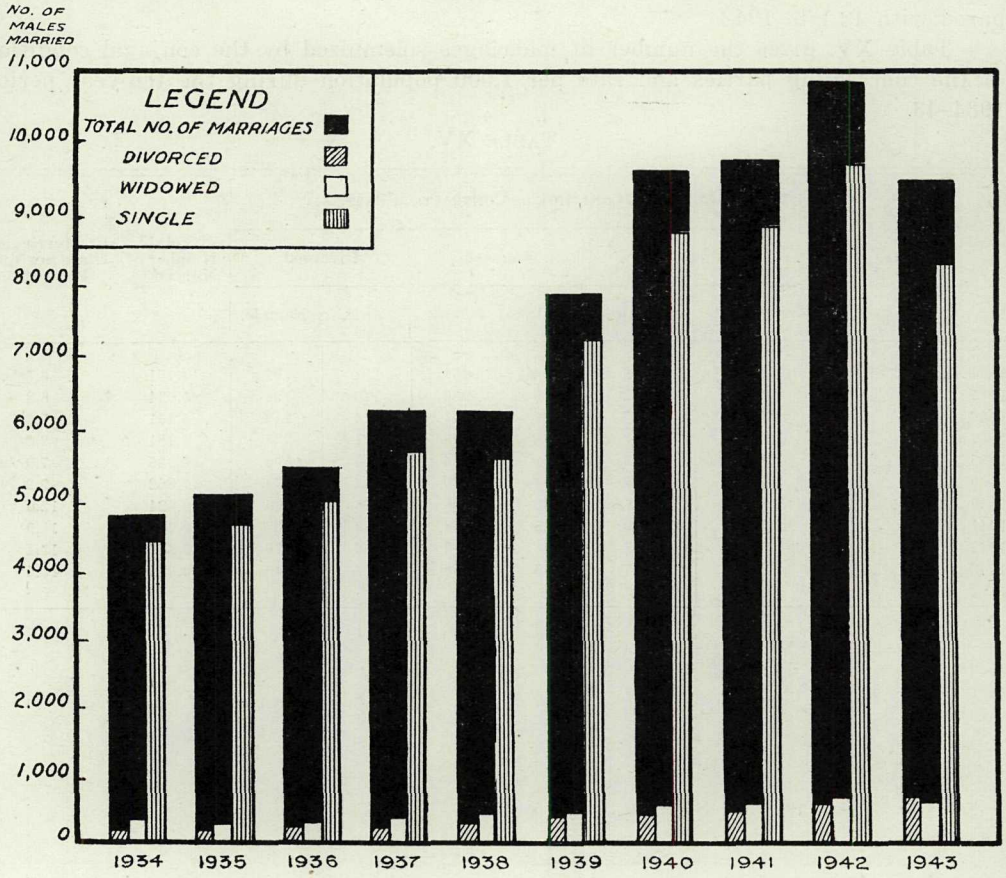

GRAPH F.—MARRIAGES BY CONJUGAL CONDITION OF THE CONTRACTING PARTIES IN BRITISH COLUMBIA, 1934–43.

Females.

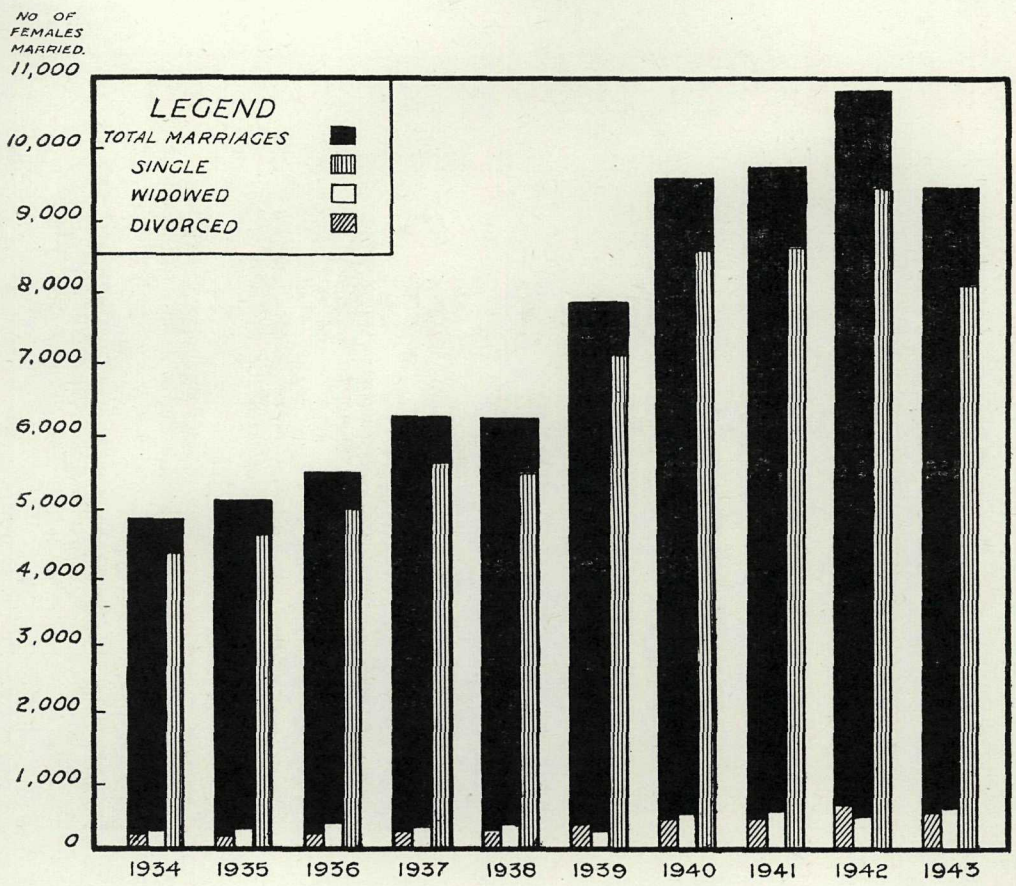

Table XVI. gives the number of marriages solemnized by months in British Columbia during the ten-year period 1934–43.

TABLE XVI.

Year.	Jan.	Feb.	Mar.	Apr.	May.	June.	July.	Aug.	Sept.	Oct.	Nov.	Dec.	Total.
1934	260	279	298	400	293	555	436	467	503	426	397	457	4,771
1935	298	314	287	359	311	562	447	507	516	508	484	441	5,034
1936	297	298	261	425	435	657	455	488	567	573	483	512	5,451
1937	301	324	375	426	469	697	610	542	684	647	548	568	6,191
1938	348	319	313	514	379	755	546	518	652	652	580	559	6,135
1939	329	387	321	551	464	732	612	623	1,276	968	796	803	7,862
1940	454	457	578	588	600	1,124	1,283	1,328	878	798	766	770	9,624
1941	505	604	635	760	760	1,129	878	994	885	871	831	917	9,769
1942	702	716	729	930	898	1,105	927	1,052	948	1,012	858	950	10,827
1943	659	703	686	723	741	1,044	906	826	781	752	720	844	9,385

PART II.—SUMMARY OF BIRTHS AND DEATHS FOR CITIES AND MUNICIPALITIES.

(By Place of Residence.)

This year we again present a statistical summary of births and deaths in Vancouver, Burnaby, and New Westminster by place of residence.

A study of these tables shows a significant difference in comparison with the detailed tables in Part IV. of this report. The reason is that these figures are based on place of residence and those in Part IV. are based on place of occurrence. Many people living in the urban municipalities which have grown up around some of our cities use the hospital facilities of the adjoining cities.

The information has again been compiled on the basis of the census areas classified by the Dominion Bureau of Statistics in 1941. This year we have included maps of these census areas for clarity in reading the tables. It is believed that these tables, giving a finer breakdown of births and deaths, should be useful in connection with any medical or social studies of Vancouver, Burnaby, or New Westminster.

MAP 2.—MAP OF VANCOUVER, SHOWING CENSUS AREAS.

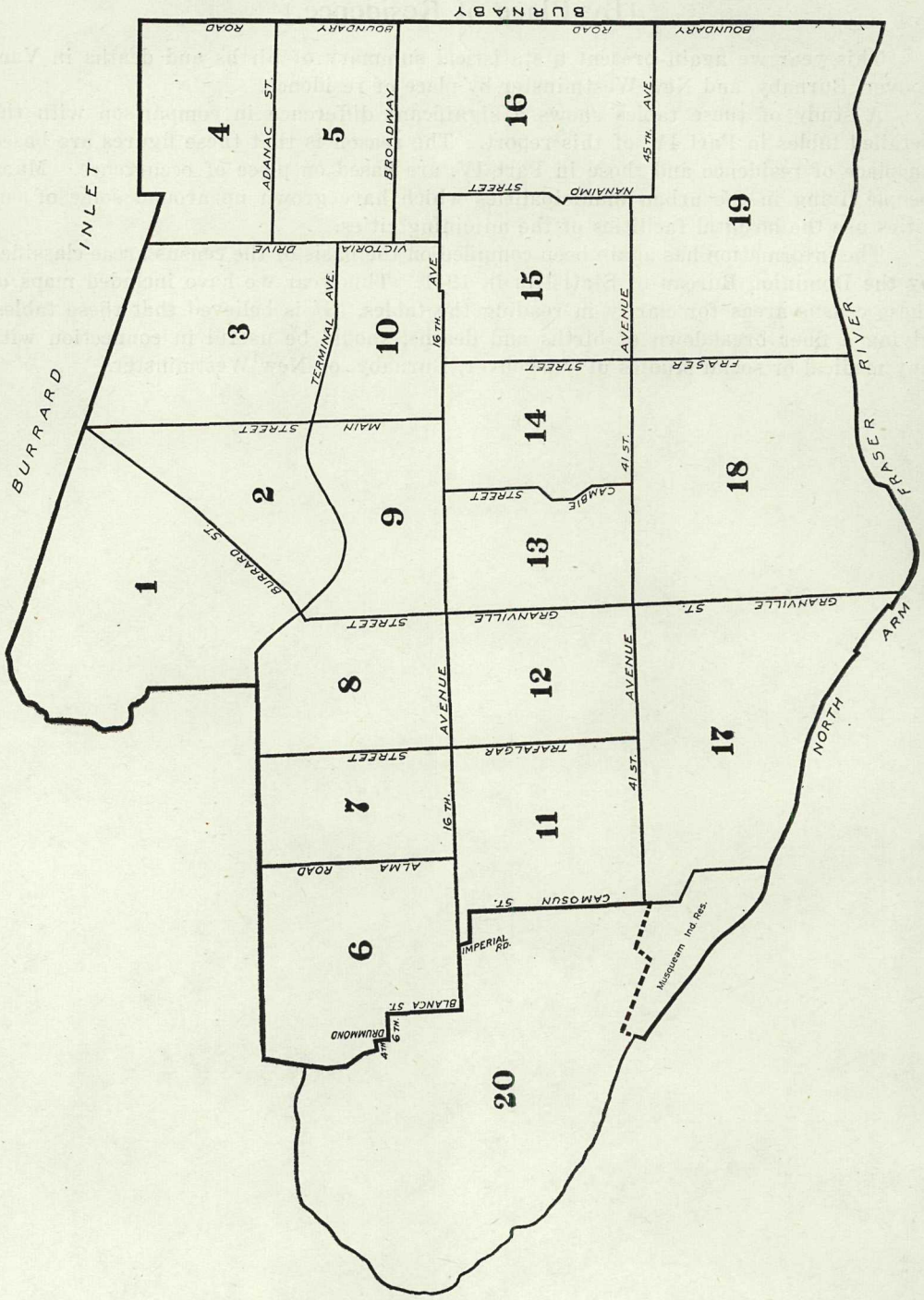

MAP 3.—MAP OF BURNABY, SHOWING CENSUS AREAS.

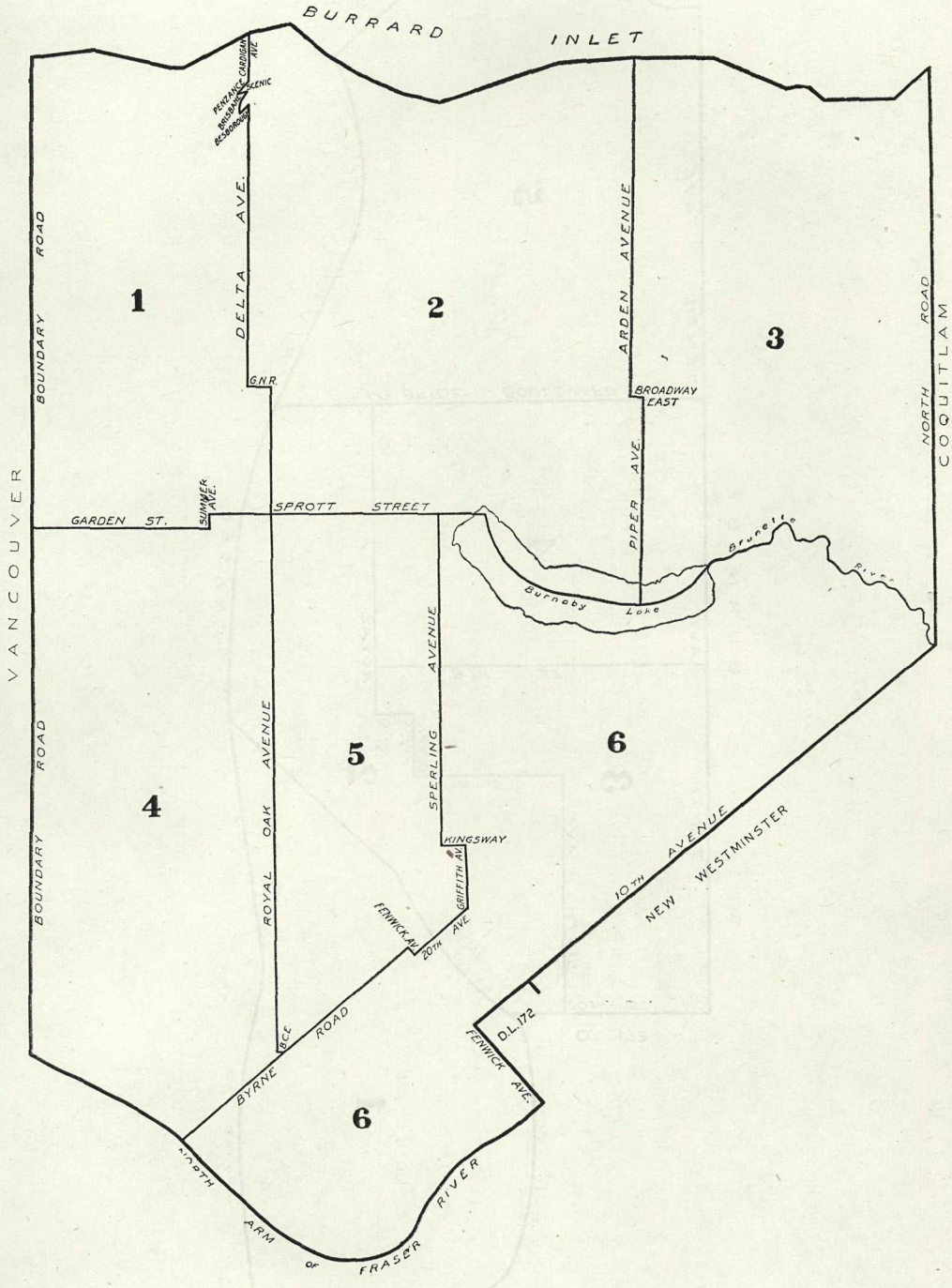

MAP 4.—MAP OF NEW WESTMINSTER, SHOWING CENSUS AREAS.

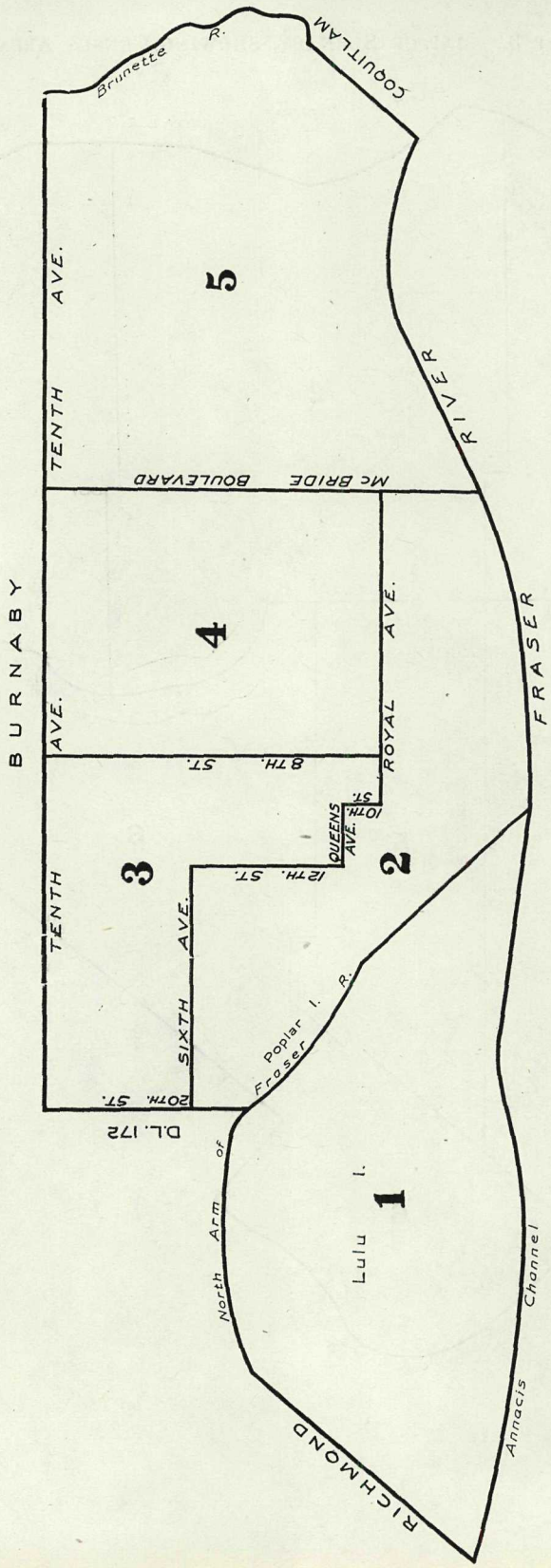

TABLE 1.—GENERAL SUMMARY OF BIRTHS AND DEATHS IN CITIES AND MUNICIPALITIES OF 1,000 POPULATION AND OVER, BY PLACE OF RESIDENCE, 1943.

City.	Births (exclusive of Still-births).	DEATHS.				Still-births.
		All Ages.	Under 1 Year.	1–4 Years.	5 Years and over.	
Alberni	70	14	1	.....	13	.....
Burnaby	639	321	16	2	303	8
Chilliwack (City)	142	57	2	1	54	4
Chilliwack (Municipality)	165	56	4	1	51	1
Coquitlam	162	41	4	3	34	.....
Courtenay	60	12	1	.....	11	2
Cranbrook	71	32	1	.....	31	.....
Creston	43	18	1	.....	17	.....
Delta	96	35	1	1	33	2
Duncan	107	49	5	.....	44	2
Esquimalt	128	69	8	1	60	3
Fernie	57	42	2	.....	40	3
Grand Forks	31	22	1	.....	21	2
Kamloops	159	103	3	1	99	2
Kelowna	161	48	3	.....	45	3
Kent	36	16	.....	.....	16	1
Ladysmith	47	33	1	.....	32	1
Langley	144	92	8	1	83	6
Maple Ridge	102	63	6	1	56	1
Matsqui	62	46	1	.....	45	2
Mission (Municipality)	31	20	2	1	17	.....
Mission (Village)	63	34	3	.....	31	.....
Nanaimo	238	117	8	.....	109	4
Nelson	145	75	4	3	68	1
New Westminster	508	248*	18	2	227	11
North Cowichan	34	17	.....	.....	17	1
North Vancouver (City)	405	155	7	1	147	7
North Vancouver (Municipality)	76	41	2	.....	39	2
Oak Bay	104	110	8	1	101	.....
Penticton	106	81	5	1	75	2
Pitt Meadows	12	8	1	.....	7	.....
Port Alberni	175	31	5	.....	26	1
Port Coquitlam	36	13	2	.....	11	.....
Port Moody	41	8	.....	.....	8	1
Prince George	101	30	3	.....	27	2
Prince Rupert	267	84	12	2	70	6
Revelstoke	52	28	3	.....	25	2
Richmond	191	84	6	3	75	2
Rossland	110	23	5	1	17	1
Saanich	440	232	16	4	212	4
Salmon Arm	37	22	2	.....	20	.....
Spallumcheen	2	8	1	.....	7	.....
Sumas	12	8	.....	.....	8	3
Summerland	43	28	4	1	23	1
Surrey	290	169	11	4	154	6
Trail	322	67	11	1	55	7
Vancouver	5,834	3,609†	174	25	3,406	107
Vernon	203	58	6	2	50	1
Victoria	1,197	696	36	.....	660	20
West Vancouver	184	72	2	.....	70	.....

* Includes 1 " age not stated." † Includes 4 " age not stated."

TABLE 2.—CAUSES OF DEATH IN CITIES AND MUNICIPALITIES OF 1,000 POPULATION AND OVER, BY PLACE OF RESIDENCE, 1943.

Part A.

Abridged Int. List No.	Cause of Death.	Alberni.	Burnaby.	Chilliwack (City).	Chilliwack (Municipality).	Coquitlam.	Courtenay.	Cranbrook.	Creston.	Delta.	Duncan.	Esquimalt.	Fernie.	Grand Forks.	Kamloops.	Kelowna.	Kent.	Ladysmith.	Langley.	Maple Ridge.	Matsqui.	Mission (Municipality).	Mission (Village).	Nanaimo.	Nelson.	New Westminster.
1	Typhoid and paratyphoid fever																									
2	Plague																									
3	Scarlet fever																									
4	Whooping-cough										1					1			2							
5	Diphtheria																									
6	Tuberculosis of the respiratory system	2	4	2		1				2	4	2		1	4	4	2	1	3	2	2	2	1	6	1	10
7	All other forms of tuberculosis									1														2		
8	Malaria																									
9	Syphilis		2			1									1					1	1				1	2
10	Influenza		5	2	3					1					1		2		4	10			1	1	1	4
11	Smallpox																							1		
12	Measles																									
13	Typhus fever																									
14	Other infectious or parasitic diseases		3		1							1	1		1									1		4
15	Cancer and other malignant tumours	5	51	13	8	4	4	2	1	3	8	12	4	5	13	6		4	11	12	6	2	4	8	12	29
16	Non-malignant tumours or tumours of unspecified nature											1														
17	Chronic rheumatism and gout				1				1			1														1
18	Diabetes mellitus		4	1	1	2		1	2	1		1	3		1			2	1	2	2			2		5
19	Chronic or acute alcoholism																									1
20	Avitaminoses, other general diseases, and diseases of the blood	1	5	1				1	1		1	2	1		1	2	1			1	1	1	1	1	1	5
21	Meningitis (non-meningococcal) and diseases of spinal cord					1														1						
22	Intracranial lesions of vascular origin	1	20	9	4	2	1	2	1	2	4	5	1	1	9	3			7	1	4		4	7	2	15
23	Other diseases of nervous system and sense organs		4	1								1	3		5	5	2		2			1		2	3	5
24	Diseases of the heart		88	13	21	6	2	9	5	7	10	16	3	6	27	9	3	11	16	15	7	7	11	26	23	56
25	Other diseases of the circulatory system	1	42	4	1	5	2	4	3	5	7	6	7	1	23	6	1	2	11		5	3	1	20	5	31
26	Bronchitis		5									2									1			1		6
27	Pneumonia and bronchopneumonia		10				1	1	2	1	2	2	1		1	1	1		3	2	1		2	2	2	10
28	Other diseases of the respiratory system		2	1				1					1	1	3	2			1	4	2				2	4
29	Diarrhœa and enteritis	1	2		2	1						1						1			2			2	1	1
30	Appendicitis							1		1									1		1					1
31	Diseases of liver and biliary passages		4					2					1	1	1	1			1		2			2		2

32	Other diseases of the digestive system	1	9		1	1				1	2	1			2			1	3	3	1		3	10	4	6
33	Nephritis		13	1	2	1		2		1	3	4	5	1	2	2	2	1	7	1	2		1	4	2	3
34	Other diseases of the urinary and genital systems	1	3	1					1	1			1	1	1		1	3	2		2		1	3	2	2
35	Puerperal infection					1													1					1		
36	Other diseases of pregnancy, childbirth, and the puerperium		1			2					1			2												1
37	Diseases of the skin, cellular tissue, bones, and organs of movements		2								1															
38	Congenital malformations and debility, premature birth and diseases peculiar to the first year of life		10	2	3		1	1	1	1	3	8	1		3	1		1	5	3			2	5	4	14
39	Senility, old age	1	7	4	2	5					1		1	1		2	1	1	3		2	2	2			8
40	Suicide		7		1	1						1			1	1					1				1	3
41	Homicide		1																					1		
42	Automobile accidents		6		1	2				3			1	1					1					2		4
43	Other violent or accidental deaths		11	2	4	5	1	5		4	1	2	7		3			5	6	5	1	2			3	15
44	Causes of death ill-defined, unknown, or unspecified															2			1					7	5	
	Totals	14	321	57	56	41	12	32	18	35	49	69	42	22	103	48	16	33	92	63	46	20	34	117	75	248

Part B.

Abridged Int. List No.	Cause of Death.	North Cowichan.	North Vancouver (City).	North Vancouver (Municipality).	Oak Bay.	Penticton.	Pitt Meadows.	Port Alberni.	Port Coquitlam.	Port Moody.	Prince George.	Prince Rupert.	Revelstoke.	Richmond.	Rossland.	Saanich.	Salmon Arm.	Spallumcheen.	Sumas.	Summerland.	Surrey.	Trail.	Vancouver.	Vernon.	Victoria.	West Vancouver.
1	Typhoid and paratyphoid fever																							2		
2	Plague																									
3	Scarlet fever																									
4	Whooping-cough											1		1									6			
5	Diphtheria																						2			
6	Tuberculosis of the respiratory system	1	5	2	2	3	1				2	7	2	4		3					5	2	165	2	25	3
7	All other forms of tuberculosis				1	1							1		1	1					1		17	1	1	
8	Malaria																									
9	Syphilis							1	1			1				1							31		4	
10	Influenza		5	2		2		1				2	2	2	1	3					5		69	1	9	
11	Smallpox																						1			
12	Measles				1	1					1					1			1				1		1	
13	Typhus fever																									
14	Other infectious or parasitic diseases		1		1			1				1				1			1		1		17		4	
15	Cancer and other malignant tumours	4	22	4	21	8	1	2		1	5	8	4	10		31	2	1		5	24	8	511	10	98	22

TABLE 2.—CAUSES OF DEATH IN CITIES AND MUNICIPALITIES OF 1,000 POPULATION AND OVER, BY PLACE OF RESIDENCE—*Continued.*

Part B—Continued.

Abridged Int. List No.	Cause of Death.	North Cowichan.	North Vancouver (City).	North Vancouver (Municipality).	Oak Bay.	Penticton.	Pitt Meadows.	Port Alberni.	Port Coquitlam.	Port Moody.	Prince George.	Prince Rupert.	Revelstoke.	Richmond.	Rossland.	Saanich.	Salmon Arm.	Spallumcheen.	Sumas.	Summerland.	Surrey.	Trail.	Vancouver.	Vernon.	Victoria.	West Vancouver.
16	Non-malignant tumours or tumours of unspecified nature					1					1	1		1							1		12		2	
17	Chronic rheumatism and gout				1						1					1							9	1	2	
18	Diabetes mellitus		2			1										2					5		48		11	
19	Chronic or acute alcoholism		1					1				3											4			
20	Avitaminoses, other general diseases, and diseases of the blood		3	3	2	7		3		1		4	2	10	1	4	1	1		1	8	2	66	2	14	1
21	Meningitis (non-meningococcal) and diseases of spinal cord	1	1												1		2				1	1	16	1	1	
22	Intracranial lesions of vascular origin	1	10	3	8	4			1	1		2	1	4	1	18	1			1	8	1	203	1	51	7
23	Other diseases of nervous system and sense organs		4	3	1	1						2	1			5					5	3	64	1	6	2
24	Diseases of the heart	6	23	11	21	21	2	10	6	2	9	13	3	29	4	55	5	3	1	8	38	11	900	19	180	9
25	Other diseases of the circulatory system		19	3	22	8		3		1	2	7	3	1	3	33	2	1	2	1	23	3	416	5	106	11
26	Bronchitis					1			1	1				1		2					2	1	35		5	
27	Pneumonia and bronchopneumonia		6		2	1	1	1			1	4	1	2	2	14	2	1			3	1	115	1	21	
28	Other diseases of the respiratory system		4		1	2					1	2		3		3	1		1	1	1	1	41		6	1
29	Diarrhœa and enteritis		1		2			1			1					2							11		3	
30	Appendicitis		2		1	1									2	1							16		2	
31	Diseases of liver and biliary passages		5		2	1								1		1					1		32		5	1
32	Other diseases of the digestive system		4		2	3		1	1			2	1	1		5	1			3	4	3	94	1	15	1
33	Nephritis	2	10	4	3	4			1		2	2	1	1	1	5			1	1	1	9	164	1	30	3
34	Other diseases of the urinary and genital systems		4	1	6	2				1				1	2	4					2	2	59	2	17	2
35	Puerperal infection																						11			
36	Other diseases of pregnancy, childbirth, and the puerperium				1						1	1	1						1		1		7	1	2	
37	Diseases of the skin, cellular tissue, bones, and organs of movements											1		1							2	1	15		1	
38	Congenital malformations and debility, premature birth, and diseases peculiar to the first year of life		6	1	5	4		3	1		2	8	1			15	2			2	7	10	124	4	26	1
39	Senility, old age		9	1	1	3	1					2	2	2		6	2			2	5	1	60		9	5
40	Suicide	1					1					1		1		1				1	1	1	32		2	
41	Homicide											1				1							6		1	
42	Automobile accidents			1			1	1						1		2					9	2	36		8	
43	Other violent or accidental deaths	1	9	2	3	1		2	1		1	8	2	6	4	11	1	1		2	4	4	189	2	28	3
44	Causes of death ill-defined, unknown, or unspecified													1							1		3			
	Totals	17	155	41	110	81	8	31	13	8	30	84	28	84	23	232	22	8	8	28	169	67	3609	58	696	72

TABLE 3.—GENERAL SUMMARY OF BIRTHS AND DEATHS FOR VANCOUVER, BURNABY, AND NEW WESTMINSTER, BY PLACE OF RESIDENCE, 1943.

Census Area.	Births (exclusive of Still-births).			Deaths. All Ages.			Deaths. Under 1 Year.		Deaths. 1–4 Years.		Deaths. 5 Years and over.		Deaths. Not stated.		Still-births.
	T.	M.	F.	T.	M.	F.	M.	F.	M.	F.	M.	F.	M.	F.	
Vancouver—															
Not stated	48	27	21	69	45	24	3	1	----	----	41	23	1	----	1
1	459	230	229	360	202	158	8	6	1	----	193	152	----	----	11
2	245	133	112	436	369	67	7	10	2	----	358	57	2	----	5
3	386	187	199	359	286	73	8	4	----	2	278	67	----	----	5
4	266	131	135	154	82	72	----	5	----	----	82	67	----	----	7
5	316	158	158	125	73	52	2	1	1	----	70	51	----	----	5
6	190	108	82	92	53	39	1	----	1	----	51	39	----	----	2
7	249	130	119	146	85	61	5	----	1	----	79	61	----	----	5
8	422	215	207	233	123	110	3	8	1	1	119	101	----	----	11
9	461	219	242	289	161	128	12	6	1	----	147	122	1	----	10
10	359	199	160	166	95	71	4	3	----	----	91	68	----	----	9
11	353	182	171	162	77	85	6	4	1	2	70	79	----	----	7
12	128	70	58	72	34	38	1	2	----	----	33	36	----	----	3
13	113	56	57	97	53	44	1	1	----	2	52	41	----	----	1
14	318	168	150	156	76	80	5	6	----	1	71	73	----	----	4
15	434	203	231	174	87	87	10	7	----	1	77	79	----	----	8
16	305	152	153	146	75	71	5	5	3	----	67	66	----	----	3
17	218	122	96	94	43	51	1	2	1	----	41	49	----	----	3
18	288	155	133	154	96	58	6	7	1	2	89	49	----	----	2
19	264	145	119	117	77	40	3	4	----	----	74	36	----	----	5
20	12	9	3	8	5	3	1	----	----	----	4	3	----	----	----
Totals	5,834	2,999	2,835	3,609	2,197	1,412	92	82	14	11	2,087	1,319	4	----	107
Burnaby—															
Not stated	2	----	2	20	9	11	----	----	----	----	9	11	----	----	----
1	185	96	89	84	49	35	4	1	----	----	45	34	----	----	2
2	83	48	35	39	25	14	2	1	----	----	23	13	----	----	2
3	5	3	2	4	2	2	----	----	----	----	2	2	----	----	----
4	159	87	72	84	49	35	4	2	1	----	44	33	----	----	----
5	77	36	41	31	19	12	1	----	----	----	18	12	----	----	1
6	128	75	53	59	34	25	1	----	----	1	33	24	----	----	3
Totals	639	345	294	321	187	134	12	4	1	1	174	129	----	----	8
New Westminster—															
Not stated	13	8	5	28	16	12	2	1	----	----	14	11	----	----	1
1	54	29	25	19	11	8	----	2	----	1	11	5	----	----	----
2	62	30	32	39	30	9	1	1	----	1	28	7	----	1	2
3	147	82	65	61	34	27	3	----	----	----	31	27	----	----	2
4	148	68	80	59	32	27	2	2	----	----	30	25	----	----	3
5	84	41	43	42	22	20	1	3	----	----	21	17	----	----	3
Totals	508	258	490	248	145	103	9	9	----	2	135	92	----	1	11

TABLE 4.—TOTAL LIVE BIRTHS AND LIVE BIRTHS IN INSTITUTIONS, VANCOUVER, BURNABY, AND NEW WESTMINSTER, BY PLACE OF RESIDENCE, 1943.

Census Area.	Total Live Births.	In Institutions.	Census Area.	Total Live Births.	In Institutions.
Vancouver—			Burnaby—		
Not stated	48	19	Not stated	2	1
1	459	453	1	185	182
2	245	237	2	83	77
3	386	358	3	5	5
4	266	253	4	159	154
5	316	310	5	77	75
6	190	189	6	128	128
7	249	248	Totals	639	622
8	422	414			
9	461	448			
10	359	345			
11	353	352			
12	128	128			
13	113	112			
14	318	314	New Westminster—		
15	434	424	Not stated	13	10
16	305	299	1	54	53
17	218	216	2	62	62
18	288	283	3	147	144
19	264	252	4	148	148
20	12	12	5	84	84
Totals	5,834	5,666	Totals	508	501

TABLE 5.—BIRTHS (EXCLUSIVE OF STILL-BIRTHS), CLASSIFIED AS LEGITIMATE OR ILLEGITIMATE AND BY SEX, FOR VANCOUVER, BURNABY, AND NEW WESTMINSTER, BY PLACE OF RESIDENCE, 1943.

Census Area.	Total.			Legitimate.			Illegitimate.		
	T.	M.	F.	T.	M.	F.	T.	M.	F.
Vancouver—									
Not stated	48	27	21	44	25	19	4	2	2
1	459	230	229	425	212	213	34	18	16
2	245	133	112	209	118	91	36	15	21
3	386	187	199	354	169	185	32	18	14
4	266	131	135	249	124	125	17	7	10
5	316	158	158	308	155	53	8	3	5
6	190	108	82	187	106	81	3	2	1
7	249	130	119	247	129	118	2	1	1
8	422	215	207	406	206	200	16	9	7
9	461	219	242	437	210	227	24	9	15
10	359	199	160	350	194	156	9	5	4
11	353	182	171	349	181	168	4	1	3
12	128	70	58	126	69	57	2	1	1
13	113	56	57	108	54	54	5	2	3
14	318	168	150	307	161	146	11	7	4
15	434	203	231	427	199	228	7	4	3
16	305*	152*	153	297	148	149	7	3	4
17	218	122	96	214	119	95	4	3	1
18	288	155	133	272	145	127	16	10	6
19	264	145	119	254	139	115	10	6	4
20	12	9	3	12	9	3	.....	.....	.....
Totals	5,834*	2,999*	2,835	5,582	2,872	2,710	251	126	125
Burnaby—									
Not stated	2	.....	2	2	.....	2	.....	.....	.....
1	185	96	89	180	94	86	5	3	2
2	83	48	35	80	45	35	3	2	1
3	5	3	2	5	3	2	.....	.....	.....
4	159	87	72	138	72	66	21	15	6
5	77	36	41	76	35	41	1	1	.....
6	128	75	53	124	74	50	4	1	3
Totals	639	345	294	605	323	282	34	22	12
New Westminster—									
Not stated	13	8	5	13	8	5	.....	.....	.....
1	54	29	25	53	28	25	1	1	.....
2	62	30	32	56	28	28	6	2	4
3	147	82	65	145	80	65	2	2	.....
4	148	68	80	139	64	75	9	4	5
5	84	41	43	84	41	43	.....	.....	.....
Totals	508	258	250	490	249	241	18	9	9

* Contains one male unknown as to whether legitimate or illegitimate.

TABLE 6.—DEATHS OF CHILDREN UNDER ONE YEAR OF AGE (EXCLUSIVE OF STILL-BIRTHS) BY AGE AT DEATH, FOR VANCOUVER, BURNABY, AND NEW WESTMINSTER, BY PLACE OF RESIDENCE, 1943.

	Vancouver.			Burnaby.			New Westminster.		
	T.	M.	F.	T.	M.	F.	T.	M.	F.
Under 1 day	58	31	27	5	4	1	5	----	5
1 day	15	9	6	2	2	----	9	9	----
2 days	11	7	4	1	----	1	----	----	----
3 days	4	2	2	1	1	----	----	----	----
4 days	6	3	3	----	----	----	----	----	----
5 days	2	1	1	----	----	----	1	----	1
6 days	1	----	1	----	----	----	----	----	----
Under 1 week	97	53	44	9	7	2	15	9	6
1 week and under 2 weeks	11	2	9	1	1	----	----	----	----
2 weeks and under 3 weeks	10	3	7	----	----	----	----	----	----
3 weeks and under 1 month	4	1	3	----	----	----	----	----	----
Under 1 month	122	59	63	10	8	2	15	9	6
1 month and under 2 months	11	7	4	----	----	----	----	----	----
2 months and under 3 months	11	6	5	1	1	----	1	----	1
3 months and under 4 months	7	3	4	2	1	1	----	----	----
4 months and under 5 months	3	2	1	1	----	1	----	----	----
5 months and under 6 months	4	3	1	1	1	----	----	----	----
6 months and under 7 months	4	3	1	----	----	----	----	----	----
7 months and under 8 months	8	7	1	----	----	----	----	----	----
8 months and under 9 months	----	----	----	1	1	----	----	----	----
9 months and under 10 months	2	1	1	----	----	----	1	----	1
10 months and under 11 months	----	----	----	----	----	----	1	----	1
11 months and under 12 months	2	1	1	----	----	----	----	----	----
Under 1 year	174	92	82	16	12	4	18	9	9

TABLE 7.—DEATHS OF CHILDREN UNDER ONE YEAR OF AGE FROM SPECIFIED CAUSES FOR VANCOUVER, BURNABY, AND NEW WESTMINSTER, BY PLACE OF RESIDENCE, 1943.

Int. List No.	Cause of Death.	Vancouver.				Burnaby.				New Westminster.			
		Under 1 Year.	Under 1 Month.	Under 1 Week.	Under 1 Day.	Under 1 Year.	Under 1 Month.	Under 1 Week.	Under 1 Day.	Under 1 Year.	Under 1 Month.	Under 1 Week.	Under 1 Day.
11	Erysipelas	----	----	----	----	----	----	----	----	----	----	----	----
30	Syphilis	----	----	----	----	----	----	----	----	----	----	----	----
33	Influenza	----	----	----	----	----	----	----	----	1	----	----	----
64	Disease of thymus gland	17	1	----	----	1	----	----	----	----	----	----	----
72	Hæmorrhagic conditions	----	----	----	----	----	----	----	----	----	----	----	----
81	Simple meningitis	1	----	----	----	----	----	----	----	----	----	----	----
83	Intracranial lesions of vascular origin	1	1	1	----	----	----	----	----	1	1	1	1
84	Mental disorders and deficiency	----	----	----	----	----	----	----	----	----	----	----	----
86	Convulsions	----	----	----	----	----	----	----	----	----	----	----	----
89	Disease of ear and mastoid	1	----	----	----	1	----	----	----	----	----	----	----
106	Bronchitis	----	----	----	----	----	----	----	----	----	----	----	----
107	Bronchopneumonia	13	1	----	----	1	----	----	----	----	----	----	----
109	Pneumonia	----	----	----	----	----	----	----	----	----	----	----	----
119	Diarrhœa and enteritis	3	----	----	----	1	----	----	----	1	----	----	----
157	Congenital malformations	30	21	12	6	1	1	1	----	1	1	1	----
159	Premature birth	70	68	61	38	8	8	8	6	9	9	9	9
160	Injury at birth	12	12	11	4	3	3	2	2	3	3	3	2
161	Other diseases peculiar to first year of life	15	14	12	10	----	----	----	----	1	1	1	----
173–198	Other external causes	----	----	----	----	----	----	----	----	----	----	----	----
	Totals	163	118	97	58	16	12	11	8	17	15	15	12

TABLE 8.—CAUSE OF DEATH FOR VANCOUVER, BURNABY, AND NEW WESTMINSTER, BY PLACE OF RESIDENCE, 1943.

Abridged Int. List No.	Cause of Death.	Vancouver (by Census Area).																					
		Total.	1	2	3	4	5	6	7	8	9	10	11	12	13	14	15	16	17	18	19	20	Unknown.
1	Typhoid and paratyphoid fever																						
2	Plague																						
3	Scarlet fever																						
4	Whooping-cough	6			3					1							1	1					
5	Diphtheria	2	1	1																			
6	Tuberculosis of the respiratory system	165	12	33	23	8	3	1	5	11	15	9	6	1	3	5	9	4	3	4	7		3
7	All other forms of tuberculosis	17		2	4	2			1		3					2	1	1		1			
8	Malaria																						
9	Syphilis	31		7	7	1			1	1	2	2	1	1	2			2		1			3
10	Influenza	69	6	3	8	2	1	6	4	4	4	5	4		2	6	3	3	1	6			1
11	Smallpox	1											1										
12	Measles	1																		1			
13	Typhus fever																						
14	Other infectious or parasitic diseases	17	2	1		2	1			2	2	2		1	1	2				1			
15	Cancer and other malignant tumours	511	50	56	33	25	23	13	24	36	41	31	22	13	15	32	20	21	21	12	16	2	5
16	Non-malignant tumours or tumours of unspecified nature	12		2	1			4						1			2			2			
17	Chronic rheumatism and gout	9		1				2	1			2					1			2			
18	Diabetes mellitus	48	7	6	1	5	2		2	2	7	1	2		2	1	4	3	1	1			1
19	Chronic or acute alcoholism	4			1		1																2
20	Avitaminoses, other general diseases, and diseases of the blood	66	7	4	8	1	2	2	2	4	5	3	3		2	6	4	3		4	5		1
21	Meningitis (non-meningococcal) and diseases of spinal cord	16	4		2	1			1	1		1	1	1					2	1	1		
22	Intracranial lesions of vascular origin	203	23	16	19	7	6	6	11	10	13	8	15	4	9	10	8	7	10	8	6	1	6
23	Other diseases of nervous system and sense organs	64	5	8	5	1	2	1	4	4	6	4	3	2	1	1	4	4		4	1		4
24	Diseases of the heart	900	90	105	81	34	37	23	33	62	72	39	43	16	20	37	52	45	17	39	35	4	16
25	Other diseases of the circulatory system	416	43	41	28	19	18	11	22	35	30	13	19	12	17	14	17	22	14	18	18		5
26	Bronchitis	35	4	7	5	2				1	4	3	2		1		2	1			2		1
27	Pneumonia and bronchopneumonia	115	8	15	17	4	1	1	3	10	10	5	5	5	6	6	4	3	2	5	2		3
28	Other diseases of the respiratory system	41	7	5	6	1	2	1		5	1		1	1	1	1	1	3	1	3	1		
29	Diarrhœa and enteritis	11		2			1	1	1		1	1				2				2			
30	Appendicitis	16	4	3	1	2	1	1	1			1	1			1							
31	Diseases of liver and biliary passages	32	5	7	5	2		2		1	3	1	1			1			1	1	1		1
32	Other diseases of the digestive system	94	8	16	15	7	4	1	4	6	3	4	3	1	1		4	4	3	4	5		1
33	Nephritis	164	15	24	24	9	3	3	8	11	17	7	3	4	2	8	6	2	6	7	3		3
34	Other diseases of the urinary and genital systems	59	10	3	14	2	3	3	3		6	1	3		1	1	4	1	1	2	1		
35	Puerperal infection	11	1		1				1		4			1					1		2		
36	Other diseases of pregnancy, childbirth, and the puerperium	7		1	1	1				1		2					1						
37	Diseases of the skin, cellular tissue, bones, and organs of movements	15	1	1	1	1						1			1	2	3			4			
38	Congenital malformations and debility, premature birth, and diseases peculiar to the first year of life	124	14	12	9	4	3	1	5	9	9	4	8	3	1	7	13	6	3	8	2	1	2
39	Senility, old age	60	8	7	6	2	2	3	1	3	3	3	6	1	1	1	3	1	1	1	2		5
40	Suicide	32	4	6	3		2			4		2	2	1	1	1	1	1		2	2		
41	Homicide	6	1	1				1				1				2							
42	Automobile accidents	36	5	8	4		3	1		2	3	4	1	1	1				1	1	1		
43	Other violent or accidental deaths	189	15	30	23	9	4	4	8	6	25	6	6	2	6	7	6	8	5	9	4		6
44	Causes of death, ill-defined, unknown, or unspecified	3		2						1													
	Totals	3,609	360	436	359	154	125	92	146	233	289	166	162	72	97	156	174	146	94	154	117	8	69

TABLE 8.—CAUSE OF DEATH FOR VANCOUVER, BURNABY, AND NEW WESTMINSTER, BY PLACE OF RESIDENCE, 1943—*Continued.*

Abridged Int. List No.	Cause of Death.	Burnaby (by Census Area).								New Westminster (by Census Area).						
		Total.	1	2	3	4	5	6	Un-known.	Total.	1	2	3	4	5	Un-known.
1	Typhoid and paratyphoid fever	----	----	----	----	----	----	----	----	----	----	----	----	----	----	----
2	Plague	----	----	----	----	----	----	----	----	----	----	----	----	----	----	----
3	Scarlet fever	----	----	----	----	----	----	----	----	----	----	----	----	----	----	----
4	Whooping-cough	----	----	----	----	----	----	----	----	----	----	----	----	----	----	----
5	Diphtheria	----	----	----	----	----	----	----	----	----	----	----	----	----	----	----
6	Tuberculosis of the respiratory system	4	2	----	----	2	----	----	----	10	----	3	3	----	1	3
7	All other forms of tuberculosis	----	----	----	----	----	----	----	----	----	----	----	----	----	----	----
8	Malaria	----	----	----	----	----	----	----	----	----	----	----	----	----	----	----
9	Syphilis	2	----	----	----	1	----	1	----	2	----	----	----	1	----	1
10	Influenza	5	2	1	----	2	----	----	----	4	1	----	----	2	----	1
11	Smallpox	----	----	----	----	----	----	----	----	----	----	----	----	----	----	----
12	Measles	----	----	----	----	----	----	----	----	----	----	----	----	----	----	----
13	Typhus fever	----	----	----	----	----	----	----	----	----	----	----	----	----	----	----
14	Other infectious or parasitic diseases	3	----	----	----	1	----	1	1	4	1	1	2	----	----	----
15	Cancer and other malignant tumours	51	17	3	2	14	5	7	3	29	2	2	8	9	5	3
16	Non-malignant tumours or tumours of unspecified nature	----	----	----	----	----	----	----	----	----	----	----	----	----	----	----
17	Chronic rheumatism and gout	----	----	----	----	----	----	----	----	1	1	----	----	----	----	----
18	Diabetes mellitus	4	----	1	----	----	----	3	----	5	----	----	1	1	3	----
19	Chronic or acute alcoholism	----	----	----	----	----	----	----	----	1	----	----	----	----	----	1
20	Avitaminoses, other general diseases, and diseases of the blood	5	1	1	----	----	1	2	----	5	----	1	1	----	----	3
21	Meningitis (non-meningococcal) and diseases of spinal cord	----	----	----	----	----	----	----	----	----	----	----	----	----	----	----
22	Intracranial lesions of vascular origin	20	5	2	----	7	3	1	2	15	3	1	4	4	3	----
23	Other diseases of nervous system and sense organs	4	1	----	----	----	1	----	2	5	----	1	1	3	----	----
24	Diseases of the heart	88	22	14	----	20	10	19	3	56	3	14	13	13	10	3
25	Other diseases of the circulatory system	42	15	2	2	10	5	4	4	31	2	4	10	7	4	4
26	Bronchitis	5	3	1	----	----	1	----	----	6	1	1	----	2	2	----
27	Pneumonia and bronchopneumonia	10	1	3	----	1	----	2	3	10	----	2	2	2	1	3
28	Other diseases of the respiratory system	2	----	----	----	1	1	----	----	4	----	1	2	----	1	----
29	Diarrhœa and enteritis	2	2	----	----	----	----	----	----	1	----	----	----	----	1	----
30	Appendicitis	----	----	----	----	----	----	----	----	1	----	----	1	----	----	----
31	Diseases of liver and biliary passages	4	1	----	----	1	----	2	----	2	----	----	2	----	----	----
32	Other diseases of the digestive system	9	4	1	----	2	1	1	----	6	1	1	1	3	----	----
33	Nephritis	13	2	4	----	6	----	1	----	3	----	----	----	1	1	1
34	Other diseases of the urinary and genital systems	3	2	----	----	----	----	----	1	2	----	----	1	1	----	----
35	Puerperal infection	----	----	----	----	----	----	----	----	----	----	----	----	----	----	----
36	Other diseases of pregnancy, childbirth, and the puerperium	1	----	----	----	----	----	1	----	1	----	1	----	----	----	----
37	Diseases of the skin, cellular tissue, bones, and organs of movements	2	----	----	----	----	----	2	----	----	----	----	----	----	----	----
38	Congenital malformations and debility, premature birth, and diseases peculiar to the first year of life	10	2	2	----	5	----	1	----	14	1	2	3	3	3	2
39	Senility, old age	7	1	1	----	3	----	2	----	8	----	----	2	1	3	2
40	Suicide	7	1	1	----	2	3	----	----	3	----	1	----	----	2	----
41	Homicide	1	----	----	----	----	----	1	----	----	----	----	----	----	----	----
42	Automobile accidents	6	----	2	----	2	----	2	----	4	----	----	1	3	----	----
43	Other violent or accidental deaths	11	----	----	----	4	----	6	1	15	3	3	3	3	2	1
44	Causes of death, ill-defined, unknown, or unspecified	----	----	----	----	----	----	----	----	----	----	----	----	----	----	----
	Totals	321	84	39	4	84	31	59	20	248	19	39	61	59	42	28

PART III.—ADMINISTRATION AND DIVISIONAL ACTIVITIES.

THE CONTRIBUTION OF THE DIVISION OF VITAL STATISTICS TO CANADA'S WAR EFFORT.

The Division of Vital Statistics' contribution to Canada's war effort was greater in 1943 than in any previous year of the war. Only the most important items of assistance in the war effort are outlined herein.

Documentation for Dependents' Allowance Board.—Vital Statistics records pertaining to members of the armed forces must be carefully scrutinized and documented. As the Division of Vital Statistics is the official repository for evidence of this nature in the Province of British Columbia, assistance was given to the Dependents' Allowance Board in searching and certifying 19,493 records. This was an increase of almost 10 per cent. over the year previous. The total number of records so documented since the outbreak of war was 60,651.

Military Verifications.—In addition, it was necessary to supply 1,087 verifications of births and marriages, etc., for recruiting purposes. All recruits to the Air Force must supply proof of age and any army recruits around the age of 17 or 18 must also supply proof of age. Whenever an individual about to enlist does not present his birth certificate the instructions are to write this Division for free verification. Rather than return the verification to the individual the Division requests the address of the recruiting officer from the applicant, if it has not already been supplied, and sends the verification directly to him, notifying the applicant of the action taken. It was found that verifications in the hands of potential recruits were sometimes tampered with to suit the individual's purpose. This represented a small decrease of 286 verifications from the year previous. This slight drop may be explained by the fact that the Dependents' Allowance Board do not require certificates of verification but prefer to have the complete marital documentary history of a member of the armed forces checked on a single completed form (D.A.B.-4). Instructions, after representations were made by the Division, were sent to recruiting officers stating that verifications of marriage and birth of dependents, etc., in the event they were not able to present certificates of their own at time of application, was unnecessary. The elimination of these verifications ended a certain amount of duplication in documentary certification.

Fees Waived for Military Purposes.—The Division continued to waive the statutory fees for delayed registration of birth (37), legitimation of birth (18), alteration of Christian name (6), and correction of documents (37), etc., providing it was for military purposes. Each of these foregoing processes require considerable time and effort. A complete report was made on each of these cases to the Dependents' Allowance Board in Ottawa.

Co-operation with National Registration.—The Division continued to carry on other obligations previously undertaken to assist in the war effort. A monthly list containing the name, age, and date, and place of death of deceased persons 16 years and over was tabulated and sent to Ottawa to the National Registration authorities. The Division also undertook the collection of the National Registration cards of every deceased person from the undertakers. Furthermore, a printed notice is enclosed with every marriage licence to the effect that notification should be made to the local postmaster of any marriage or change of address.

Co-operation with National Selective Service.—The Division continued to supply the National Selective Service authorities in British Columbia with a monthly list of

single, divorced, and widowed men dying between the ages of 16 and 45. Certain military call-up notices have been returned to the National Selective Service in the mail marked "deceased." The Division carefully searches its records to verify the alleged death, sometimes without success.

Co-operation with Wartime Prices and Trade Board.—For the greater part of the year the Division of Vital Statistics supplied the Rationing Division of the Wartime Prices and Trade Board with both lists of deceased persons and also of brides and grooms according to residence. At the close of the year, however, it was decided that a list of deceased persons only was necessary in the future. The Division enclosed a printed notice with every marriage licence or change of name regarding the duty to register with the Ration Division.

Verifications for Persons in Enemy-occupied Countries.—The Department of External Affairs of the Federal Government approached the Division in order to provide verification of birth of British Columbia born persons now living in enemy-occupied countries. While the number of such verifications issued has been small the Division has been assured that verifications of this nature are most important in establishing identity when arranging for a possible repatriation of such persons.

The Division has endeavoured to help the men in the armed forces as much as possible whenever it came in direct contact with them. Often they, or their intended brides, were about 21 years of age and every effort was made to facilitate the obtainment of proof of age and proper consents which is required before a marriage licence can be issued. They were given advice and assistance regarding vital statistics procedures, relating both to this Province and elsewhere.

Statistics of Overseas Casualties.—In normal times the Division of Vital Statistics is able to give a fairly representative statistical picture of the mortality experience of the population of the Province. With the outbreak of war and the transfer of many men overseas this can no longer be done as accurately as before unless an adjustment could be made. Future mortality and population studies would be subject to a statistical bias due to the absence from the known figures of the personnel of Canada's armed forces who died overseas during their period of enlistment. Recognition of this fact led the Dominion Bureau of Statistics and the Department of National Defence, as well as all the Provincial vital statistics offices throughout the Dominion, to co-operate in obtaining all such available information on duplicate standard death registration forms. This Division endeavoured to secure information of a personal and statistical nature not shown on the military or naval records, and upon completion of the certificate one copy is retained on the files of the Division and the other forwarded to the Dominion Bureau of Statistics. Ultimately special compilations will be made from these data.

The Division of Vital Statistics made an indirect contribution to the war effort through its policy of co-operation with the other Divisions of the Provincial Board of Health. From a statistical standpoint, this Division endeavours to be the workshop for the other Divisions and hence, just as their contribution to the war effort has increased, so indirectly has that of this Division.

SUMMARY OF REGISTRATION, 1934–43.

TABLE A.

Year.	Live Births.	Deaths.	Marriages.	Still-births.	Adoptions.	Divorces.*	Total.
1934	10,616	6,393	4,821	230	158	------	22,218
1935	10,987	6,927	5,020	232	183	264†	23,618
1936	11,186	7,254	5,465	236	80	463	24,684
1937	13,033	7,981	6,232	254	109	536	28,145
1938	13,812	7,455	6,158	259	134	652	28,470
1939	13,176	7,626	7,897	279	150	608	29,736
1940	15,616	8,386	9,694	280	163	687	34,826
1941	17,025	8,617	9,828	308	191	563	36,532
1942	18,346	8,916	10,905	313	157	847	39,484
1943	20,068	9,918	9,476	338	249	886	40,935

* Act in force May 1st, 1935.
† Includes nullities and judicial separations.

GRAPH G.—MARRIAGES BY MONTHS IN BRITISH COLUMBIA, 1939 TO 1943.

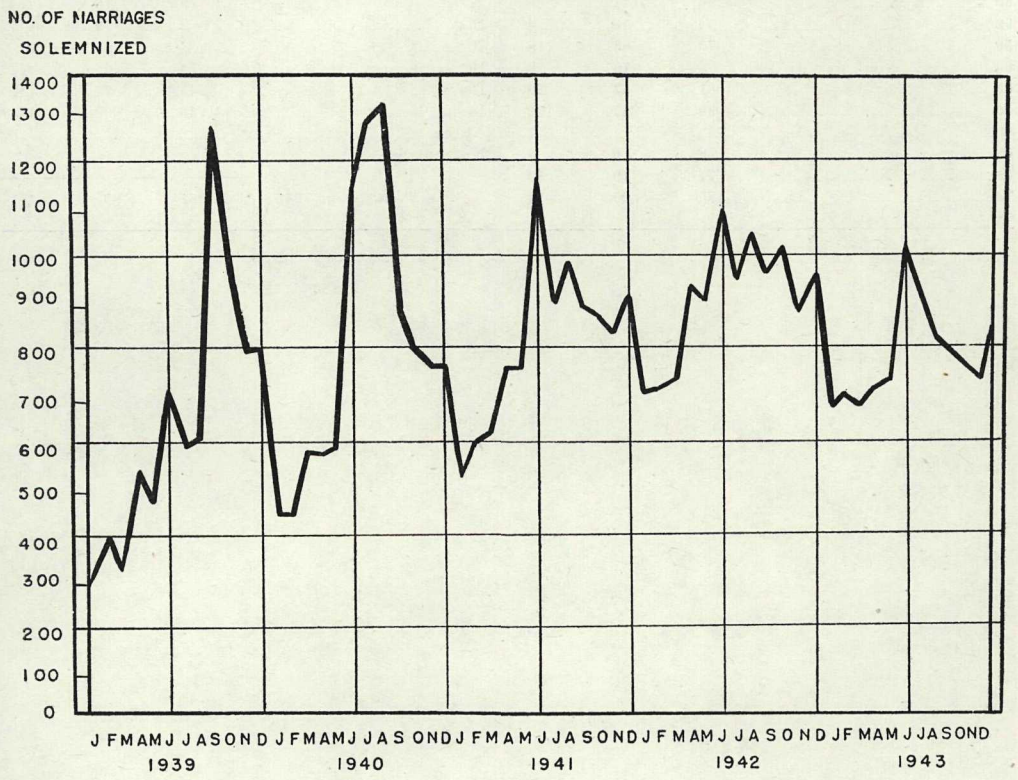

Table B shows the total number of registrations, including Indians, filed with the Division of Vital Statistics during the year ended December 31st, 1943, distributed according to statistical areas.

TABLE B.

Area.	Living Births.	Deaths.	Marriages.	Area.	Living Births.	Deaths.	Marriages.
1A	29	22	18	7B	4	7	2
1B	265	93	55	7C	167	48	34
1C	151	68	35	8A	181	57	75
2A	72	36	18	8B	25	13	11
2B	713	172	117	8C	5	1	2
2C	500	242	171	8D	131	54	35
3A	701	241	258	8E	87	42	22
3B	349	142	114	8F	80	27	21
3C	132	51	27	8G	15	5	2
4A	2,255	1,249	825	9A	2	7	2
4B	8,146	4,291	5,146	9B	3	9	4
5A	2,814	1,499	1,555	9C	3	6	1
5B	27	24	9	9D	332	150	220
5C	294	89	99	9E	------	1	1
5D	260	111	66	9F	19	18	13
5E	4	10	4	10A	2	19	5
5F	75	33	18	10B	------	------	------
6A	3	10	8	10C	94	46	43
6B	81	53	29	10D	245	76	72
6C	398	247	132	Indian Reserves	1,143	603	174
6D	------	------	1	At sea	------	------	------
6E	8	6	3	Not stated	------	------	------
6F	71	19	10				
7A	85	20	14	Totals, year 1943	20,061	9,917	9,471

GRAPH H.—SUMMARY OF REGISTRATION OF BIRTHS, DEATHS, AND MARRIAGES IN BRITISH COLUMBIA, 1934–43.

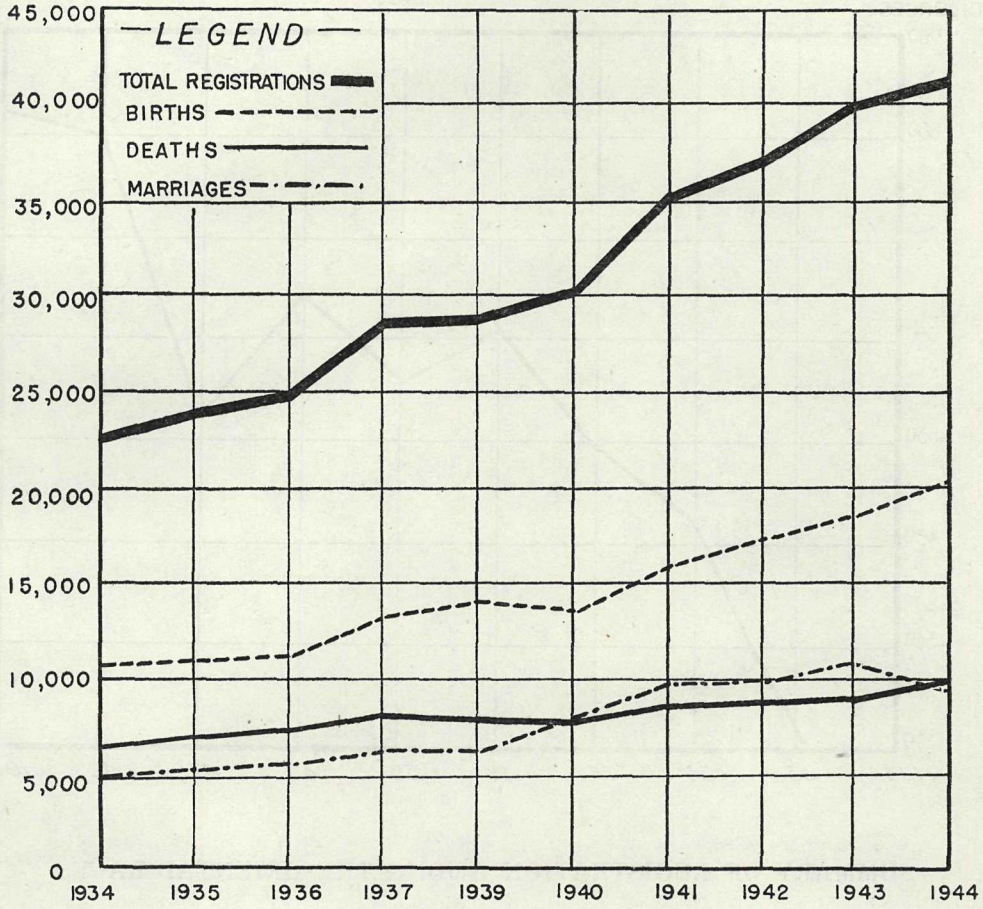

GRAPH I.—ADOPTIONS IN BRITISH COLUMBIA, 1934–43.

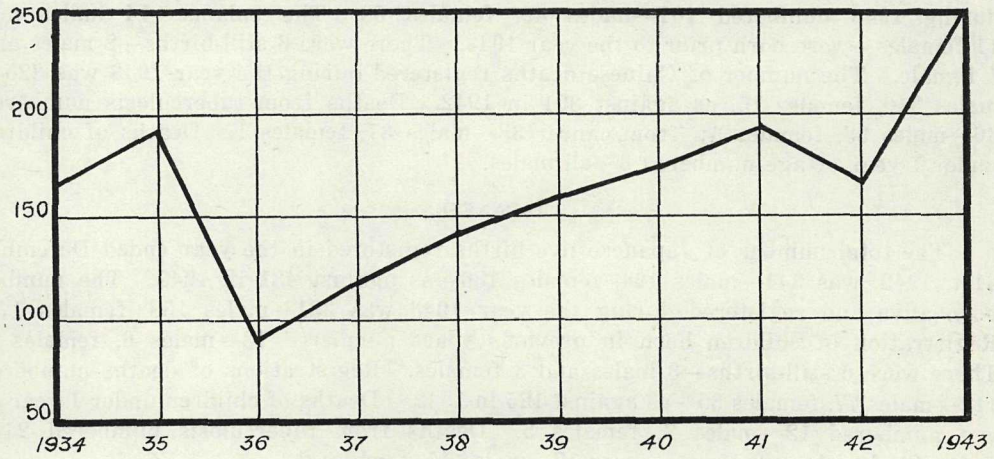

GRAPH J.—DIVORCES IN BRITISH COLUMBIA, 1934–43.

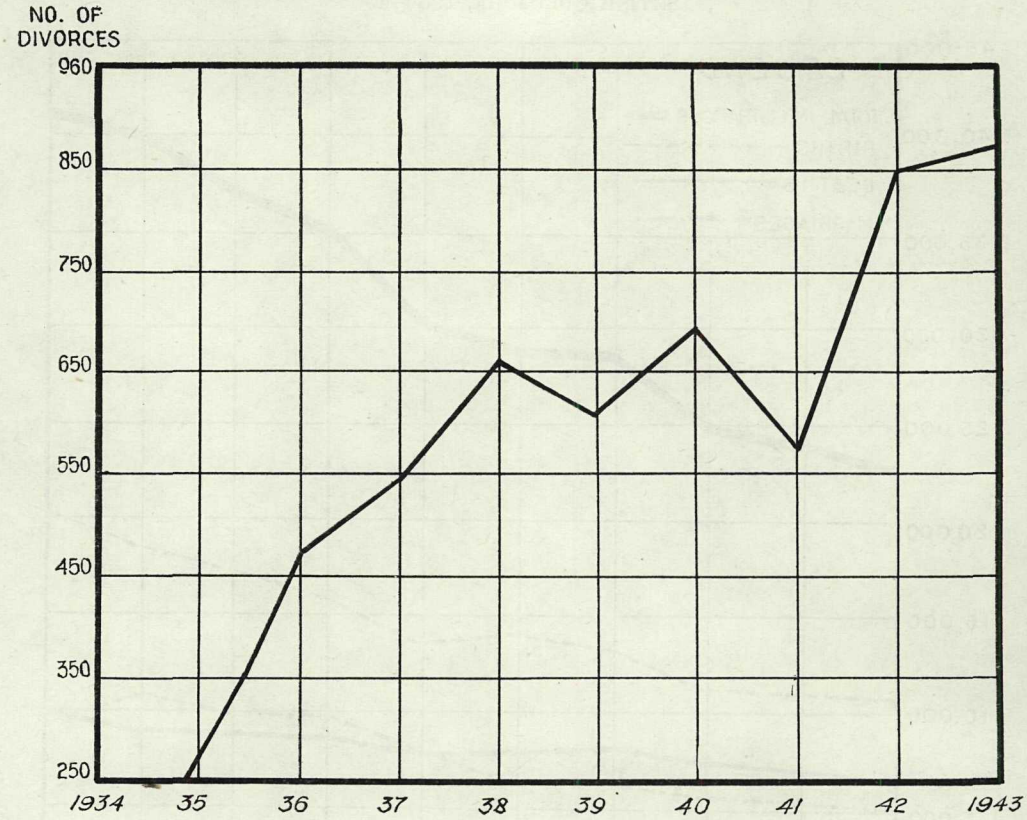

SUMMARY OF REGISTRATION AMONG THE ORIENTAL RACES.

CHINESE.

Total number of Chinese live births registered during the year ended December 31st, 1943, was 132—males 63, females 69. Chinese children born alive and registered during 1943 numbered 107—males 49, females 58. The balance—14 males and 11 females—were born prior to the year 1943. There were 3 still-births—2 males and 1 female. The number of Chinese deaths registered during the year 1943 was 325—males 310, females 15, as against 301 in 1942. Deaths from tuberculosis numbered 36—males 33, females 3; from cancer 38—males 37, females 1. Deaths of children under 1 year of age numbered 3—all males.

JAPANESE.

The total number of Japanese live births registered in the year ended December 31st, 1943, was 344—males 164, females 180—as against 431 in 1942. The number born alive and registered during the year 1943 was 331—males 158, females 173. Registration of children born in previous years numbered 13—males 6, females 7. There were 6 still-births—3 males and 3 females. Registrations of deaths numbered 112—males 77, females 35—as against 125 in 1942. Deaths of children under 1 year of age numbered 12—males 7, females 5. Deaths from tuberculosis numbered 24—males 14, females 10; from cancer 17—males 15, females 2.

SUMMARY OF REGISTRATION AMONG INDIANS.

The total number of registrations of live births of Indians for the year ended December 31st, 1943, was 1,143—males 575, females 568—including 6 males and 5 females born outside the Province. Registration of deaths numbered 603—males 295, females 308—including 3 males dying outside the Province. There were 16 still-births—males 11, females 5. Deaths of children under 1 year of age numbered 139—males 75, females 64. Deaths from tuberculosis numbered 186—males 85, females 101; from cancer 9—males 4, females 5. Marriages registered numbered 174.

DOUKHOBOR REGISTRATION OF BIRTHS.

In accordance with instructions received in May, 1937, the Division has continued the registration of Doukhobor births in co-operation with the Provincial Police. Since then there have been 3,439 registrations filed, after full investigation by the Provincial Police.

Table C shows Doukhobor births registered during 1943 and the cumulative total from 1937 to 1943 by actual year of birth and sex of child.

TABLE C.

Year of Birth.	1943.			Cumulative Total, 1937–43.	Year of Birth.	1943.			Cumulative Total, 1937–43.
	M.	F.	T.			M.	F.	T.	
1907	.....	.....	.....	2	1926	3	3	6	113
1908	.....	.....	.....	.....	1927	1	1	2	112
1909	.....	.....	.....	8	1928	2	2	4	133
1910	.....	1	1	23	1929	1	1	2	144
1911	1	.....	1	34	1930	3	1	4	104
1912	.....	.....	.....	46	1931	5	1	6	119
1913	1	1	2	71	1932	2	1	3	141
1914	3	2	5	86	1933	3	5	8	125
1915	.....	.....	.....	43	1934	3	1	4	125
1916	2	2	4	72	1935	3	.....	3	122
1917	.....	.....	.....	73	1936	4	2	6	119
1918	.....	4	4	108	1937	.....	1	1	163
1919	1	2	3	110	1938	2	1	3	129
1920	2	2	4	92	1939	1	3	4	135
1921	2	2	4	80	1940	2	5	7	142
1922	2	.....	2	66	1941	2	2	4	128
1923	1	1	2	73	1942	13	10	23	127
1924	1	.....	1	104	1943	49	43	92	92
1925	.....	1	1	75					
					Totals	115	101	216	3,439

Table D shows Doukhobor births registered during 1943 and the cumulative total from 1937 to 1943 by place of birth.

TABLE D.

Place of Birth.	1943.			Cumulative Total, 1937–43.
	Home.	Institution.	Total.	
Area No. 2—				
Creston	.....	1	1	4
Nelson	1	52	53	199
New Denver	.....	.....	.....	9
Revelstoke	.....	.....	.....	1
Rossland	.....	.....	.....	21
Slocan City	.....	1	1	2
Trail	1	8	9	51
Unorganized	115	.....	115	2,308
Area No. 3—				
Grand Forks	1	1	2	28
Greenwood	.....	.....	.....	1
Kelowna	.....	.....	.....	2
Spallumcheen	.....	.....	.....	1
Unorganized	32	2	34	804
Area No. 4—				
Vancouver	.....	1	1	3
Matsqui	.....	.....	.....	1
Area No. 5A—				
Victoria	.....	.....	.....	1
Area No. 6A—				
Kamloops	.....	.....	.....	1
Area No. 8A—				
Prince George	.....	.....	.....	1
Area No. 8B—				
Smithers	.....	.....	.....	1
Totals	150	66	216	3,439

Table E shows Doukhobor births registered during 1943 and the cumulative total from 1937 to 1943 by birthplace of parents.

TABLE E.

Part A.

Birthplace of Father.	1943.	Cumulative Total, 1937–43.	Birthplace of Father.	1943.	Cumulative Total, 1937–43.
Alberta	.....	3	Germany	.....	1
British Columbia	49	355	Greece	.....	1
Manitoba	.....	34	Poland	.....	1
Nova Scotia	.....	1	Russia	50	1,338
Ontario	.....	1	Sicily	.....	1
Quebec	.....	2	United States	.....	1
Saskatchewan	113	1,640	Yugoslavia	.....	7
Canada	1	20	Not stated	3	31
Austria	.....	1			
China	.....	1	Totals	216	3,439

Part B.

Birthplace of Mother.	1943.	Cumulative Total, 1937–43.	Birthplace of Mother.	1943.	Cumulative Total, 1937–43.
Alberta	.....	3	Canada	.....	35
British Columbia	79	566	England	.....	1
Manitoba	1	25	Russia	38	1,158
Nova Scotia	.....	1	Switzerland	.....	1
Ontario	.....	1			
Saskatchewan	98	1,648	Totals	216	3,439

FRAUDULENT REGISTRATIONS OF BIRTHS.

During 1943 the Division continued its efforts to clear up any known cases of fraudulent or improper registrations of births. During the twelve months we disposed of twenty-one cases under section 13 of the "Vital Statistics Act" as against thirty-one cases investigated in 1942.

As previously pointed out, many cases of fraudulent registration arise from the unmarried mother's efforts to hide the stigma of illegitimacy in attempting to protect the child born out of wedlock.

LEGITIMATION OF BIRTHS.

There were 128 births of children born out of wedlock legitimated subsequent to the marriage of their natural parents during 1942. In each case a new registration was filed showing the child as legitimate from birth, after complete investigation by the Division.

The past four years have shown a tremendous increase in the number of births legitimated over the pre-war years. This is due largely to the efforts of the Dependents' Allowance Board in Ottawa, which carefully documents each soldier, and all details of marriages, births, etc., are carefully checked before granting payment to the dependents.

STATUTORY NOTATIONS ENTERED.

During 1943, pursuant to the provisions of the "Vital Statistics Act," there were 622 notations entered upon registrations which had been previously filed. This shows a decrease of 151 over the previous year. These were for corrections of errors and alterations of Christian or given names only.

DELAYED REGISTRATIONS OF BIRTHS.

The number of delayed registrations of births investigated and subsequently ordered registered during the year 1943 was 973. There were 1,347 delayed registrations in 1942. Of these 973 delayed registrations, 706 were completed upon payment of the registration fee of $2, thus realizing a revenue of $1,412; a decrease of $824 in comparison with the 1942 figure. There were 267 registrations accepted free of charge by virtue of a special Order in Council which covered certificates for children whose parents were certified to be in destitute circumstances or in receipt of public assistance, as well as applications for delayed registrations for military purposes.

SCHOOL TEACHERS' RETURNS UNDER THE "VITAL STATISTICS ACT."

For the school-year 1942–43 reports were received from 1,856 teachers from a total of 951 schools. This year this figure includes as many of the private schools in the Province as it has been possible to contact. These covered 17,400 children attending elementary grades of the schools of the Province. Of this number 11,375 were born in British Columbia and 6,025 elsewhere.

A thorough search of the birth records was made for each child, taking first the date of birth as reported by the teacher. If the registration of the birth was not found there the records for the preceding and following months and years were searched before the child was finally listed as unregistered.

The result of this searching is found in the following table:—

TABLE F.

	Born in British Columbia.	Born outside British Columbia.	Registered.	Unregistered.
City schools	4,320	2,212	4,071	249
Municipal schools	1,642	1,204	1,547	95
Rural schools	2,215	971	2,053	162
Private schools	2,945	1,557	2,646	299
Elementary Correspondence School	253	81	223	30
Totals	11,375	6,025	10,540	835

Notices were sent to the parents or guardians of the 835 children whose births did not appear to have been registered, and from replies received thereto 123 were found to have occurred elsewhere than in British Columbia, 64 were found to be registered on dates other than those reported at the schools, and 220 other pupils were found to be attending school under different surnames than those by which these births were registered. Approximately 49 were found to be registered among Indians or under different Christian names. Thirty-three delayed registrations. To summarize, therefore, out of 11,375 children born in British Columbia and reported, 10,873 or 95.6 per cent. were registered. The Division is beginning to check the balance of the unregistered births by means of follow-up letters. It is anticipated that this will increase the number of delayed registrations effected.

REGISTRATION DISTRICTS.

In October of 1943 it was suggested by the Government Agent at Fort Fraser that a sub-office for the registration of births, deaths, and marriages and performance of marriages at Pinchi Lake be established. After due consideration an office was opened at that point and placed in charge of Constable C. W. Price, who was appointed on November 1st, 1943, as Deputy District Registrar of Births, Deaths, and Marriages, pursuant to section 25 of the "Vital Statistics Act," and Marriage Commissioner, pursuant to section 29 of the "Marriage Act."

In January of 1943 it was recommended by the British Columbia Security Commission that a sub-office for the registration of births, deaths, and marriages of, and issuance of marriage licences to, Japanese at the Tashme (Hope) project be established. After due consideration an office was opened at that point and placed in charge of Mr. John J. Sutherland, who was appointed on February 1st, 1943, as Deputy District Registrar of Births, Deaths, and Marriages, pursuant to section 25 of the "Vital Statistics Act," and Issuer of Marriage Licences, pursuant to section 29 of the "Marriage Act."

In March, 1943, at his own request, Dr. G. W. Fiddes's appointment as Deputy District Registrar of Births, Deaths, and Marriages and Issuer of Marriage Licences at Port Simpson was rescinded. Due to lack of activity at that office, no successor was appointed.

At the present time the Division of Vital Statistics has eighty-six District Registrars of Births, Deaths, and Marriages and forty-eight Deputy District Registrars. In addition, there are 115 Marriage Commissioners and thirty-two Issuers of Marriage Licences appointed under the "Marriage Act." During the year 1943 the Inspector and Director of Vital Statistics made an inspection of twenty-six District Offices, as well as monthly visits to the Vancouver office and periodic examinations of the records at New Westminster. Some of these offices had never been previously inspected and

the inspection proved most worth while from the standpoint both of checking on the records kept in the District Offices and instructing the District Registrars, etc., concerning points in connection with their work. It is hoped that these inspections can be continued regularly hereafter.

REGISTRATION OF MINISTERS AND CLERGYMEN.

The registration of ministers and clergymen has been continued during 1943, as required by the " Marriage Act " of 1930. The year saw 262 applications for registration granted by the Registrar, while 181 were cancelled. This is the largest number of authorizations and cancellations handled in any year, with the exception of 1930, when registration of ministers and clergymen was first required.

The balance on the register at December 31st, 1943, was 1,398—an increase of 86 over 1942. Table G shows the number of ministers and clergymen whose registration has been authorized or cancelled during 1943 and since passage of the " Marriage Act " of 1930, and total on register as at December 31st, 1943.

TABLE G.

	Permanent.	Temporary.	Total.
Total authorized during 1943	160	102	262
Total authorized from September 1st, 1930, to December 31st, 1943	2,434	381	2,815
Total cancelled during 1943	112	69	181
Total cancelled from September 1st, 1930, to December 31st, 1943	1,088	440	1,528
Number on Register, December 31st, 1943	1,341	57	1,398

TABLE H.

Denomination.	1942.	1943.	Increase or Decrease.
Apostolic Church of the Pentecost	7	10	+ 3
Baptist Churches	79	80	+ 1
Buddhist Churches of North America	9	6	— 3
Catholic Apostolic Church	2	2	.....
Christadelphians	3	4	+ 1
Christian Missionary Alliance	5	10	+ 5
Church of Christ	1	1	.....
Church of England in Canada	235	252	+27
Church of God	3	5	+ 2
Church of Jesus Christ of Latter-day Saints	20	22	+ 2
Church of the Nazarene	14	10	— 4
Church of the New Jerusalem	1	1	.....
Church of the Open Door (Independent Baptist)	3	4	+ 1
Covenant Kingdom Ministry	1	2	+ 1
Dr. Clem Davies' Ministry	3	3	.....
Doukhobor Sect	2	2	.....
Evangelical Free Church of North America	2	4	+ 2
Evangelical Mission Covenant Church of America	2	2	.....
Evangelical Church, North-west Canada Conference	3	2	— 1
First Christian Church, Vancouver (Shelton Memorial)	1	1	.....
First Christian Reformed Church	2	2	.....
First Pentecostal Holiness	5	9	+ 4
Free Church of England	5	5	.....
Free Church of Scotland	1	1	.....
Free Methodist Church of North America	10	15	+ 5
Full Gospel Missions	4	7	+ 3
Greek Orthodox Church	1	2	+ 1
Holiness Movement	5	5	.....
International Foursquare Gospel Lighthouse	10	10	.....
Jewish	5	6	+ 1
Liberal Catholic Church	7	8	+ 1
Lutheran Churches	43	47	+ 4
Mennonite Churches	33	37	+ 4
Methodist Episcopal Church (African)	1	1	.....
Metropolitan Tabernacle (Independent Baptist)	1	4	+ 3
Moravian Church	4	4	.....
New Presbyterian Church	2	2	.....
Pentecostal Assemblies of Canada	44	54	+10
Plymouth Brethren	10	10	.....
Presbyterian Churches	57	60	+ 3
Roman Catholic Church	267	277	+10
Russian Orthodox Greek Catholic Church	2	2	.....
Salvation Army	41	40	— 1
Seventh-day Adventists	12	15	+ 3
Shantymen's Christian Association	2	2	.....
Society of Friends (Quakers)	3	2	— 1
Spiritualists (National and British Columbia Associations)	14	14	.....
Standard Church of America, Inc.	4	4	.....
Ukrainian (or Ruthenian) Greek Catholic Church	2	4	+ 2
Ukrainian Greek Orthodox Church of Canada	1	1	.....
Unitarian Churches	.....	.....	.....
United Church of Canada	314	310	— 4
Unity Metaphysical Centre	1	1	.....
Victoria Truth Centre	1	1	.....
Zion Tabernacle	2	3	+ 1
Totals	1,312*	1,396†	+84

* Includes 16 temporaries (2 Baptist, 2 Church of England, 1 Church of Jesus Christ of Latter-day Saints, 1 Pentecostal Assemblies of Canada, 3 Presbyterian, 2 Roman Catholic, 5 United Church) to be cancelled in 1943.

† Includes 63 temporaries, 14 civilian (1 Lutheran, 1 United Church, 1 Baptist, 10 Church of England, and 1 Church of the Open Door), and 49 Service Chaplains (2 Baptist, 1 Christadelphian, 10 Church of England, 1 Jewish, 2 Lutheran, 1 Metropolitan Tabernacle, 1 Pentecostal Assembly, 6 Presbyterian, 7 Roman Catholic, 1 Salvation Army, 11 United Church, and 6 United States Army Chaplaincy Service).

LEGISLATION.

The "Vital Statistics Act" was amended to provide for the compulsory registration of Indian births, deaths, and marriages. Previously the sections of the "Vital Statistics Act" dealing with Indians within the meaning of the "Indian Act" did not make registration mandatory. However, as a result of representations from the Indian Affairs Branch of the Department of Mines and Resources of the Federal Government, plus the opinion of the Division that such an amendment was advisable, the Act was amended to make its provisions applicable to every one in the Province of British Columbia, including Indians.

The following is a brief outline of the amendment. A provision for special registration forms for the Indians was included, stating that these should be kept separate from the registrations for the rest of the Province. Also, every Indian Agent was made ex officio a District Registrar of Births, Deaths, and Marriages for Indians and he has the same duties as the ordinary Registrar under the "Vital Statistics Act."

It is felt that the Indian Affairs Branch will have less difficulty in the future with matters relating to documentary proof of ages and other vital statistics matters than previously experienced. The legislation was also desirable from the standpoint of making it possible to reduce the amount of incomplete registration amongst the Indians. Documentation of Indians serving in Canada's armed forces sometimes proved difficult in the past on account of unsatisfactory Indian vital statistics records. Statistics obtained from these records also must necessarily be incomplete. It is expected as a result of this legislation that there will be a gradual improvement in registration amongst those who are classed as Indians within the meaning of the "Indian Act."

GENERAL OFFICE ROUTINE.

There was a decrease in correspondence, both coming into the Division and going out; the former being 32,385 letters as against 36,805 for 1942 and the latter 36,226 as against 40,876 for the previous year. Ordinary revenue-producing searches costing 50 cents made during the year 1943 numbered 14,379 and Province-wide searches for which $2 is charged numbered 706 in 1943 as compared with 1,118 in 1942. The revenue collected in the central office of the Division at Victoria during the calendar year 1943 under the "Vital Statistics Act" amounted to $21,698.74 as compared with $27,746.68 in 1942, while revenue collected under the "Marriage Act" amounted to $5,350 as compared with $6,140.50 in 1942; a total revenue of $27,048.74 as against $33,887.18 collected in the previous year.

The total revenue collected for the whole Province for the fiscal year April 1st, 1943, to March 31st, 1944, was $70,046.85. Of this, $29,649.25 was collected under the "Vital Statistics Act" and $40,397.50 under the "Marriage Act." The previous fiscal year produced a total revenue of $71,943.85 ("Vital Statistics Act," $26,202.35; "Marriage Act," $45,741.50).

The total number of certificates issued free to various Departments of the Executive Governments of the Province or the Dominion of Canada, by virtue of section 33 of the "Vital Statistics Act," upon application in writing, was approximately 10,500 for the year 1943 (Mothers' Allowances, approximately 1,700; Immigration Branch, Department of Mines and Resources, 24; Old-age Pensions, 3,934; Pensions and National Health, 568; Child Welfare Branch, 411; Department of National Defence, Canada, 4,786).

In addition, the Division assisted the Dependents' Allowance Board in making 18,788 free searches for the men in the armed forces to check the statements on their applications for allowances. The number of such searches in 1942 was 12,534.

This Division continued to co-operate with the Dominion Bureau of Statistics in the matter of forwarding copies of all registrations of births, deaths, and marriages

for the compilation of national vital statistics. We are much indebted to the Bureau of Economics and Statistics for the assistance we have received from them.

The Division of Vital Statistics continued to edit, compile, and publish the Monthly Bulletin of the Provincial Board of Health. The bulletin has been indexed for the year and copies of this index may be obtained by writing to this division.

PART IV.—DETAILED TABLES OF BIRTHS, DEATHS, MARRIAGES, ADOPTIONS, AND DIVORCES IN BRITISH COLUMBIA, 1943.

(Classified by Time of Occurrence.)

TABLE 1.—GENERAL SUMMARY OF BIRTHS, DEATHS, AND MARRIAGES IN THE PROVINCE OF BRITISH COLUMBIA, BY CENSUS DIVISIONS, CITIES, AND VILLAGES OF 1,000 POPULATION AND OVER, 1943.

PROVINCE, DIVISIONS, CITIES, AND VILLAGES.	BIRTHS (Exclusive of Still-births).			DEATHS.									STILL-BIRTHS.	MARRIAGES.
				All Ages.			Under 1 Year.		1–4 Years.		5 Years and over.			
	Total.	M.	F.	Total.	M.	F.	M.	F.	M.	F.	M.	F.		
British Columbia	18,802	9,583	9,219	10,012	6,177	3,835	394	317	109	80	5,674	3,438	317	9,385
Division No. 1a	33	22	11	24	17	7	2	...	1	...	14	7	2	18
Division No. 1b	264	137	127	102	65	37	3	6	2	...	60	31	3	56
Division No. 1c	124	68	56	67	46	21	3	2	...	...	43	19	3	35
Division No. 2a	66	34	32	37	23	14	1	2	...	1	22	11	1	17
Division No. 2b	559	276	283	177	110	67	17	8	3	3	90	56	10	114
Division No. 2c	523	245	278	240	158	82	9	4	2	3	147	75	9	162
Division No. 3a	680	345	335	254	159	95	13	9	5	1	141	85	8	256
Division No. 3b	349	171	178	156	93	63	11	9	3	2	79	52	3	114
Division No. 3c	96	53	43	52	34	18	2	1	...	...	32	17	3	26
Division No. 4a	2,232	1,157	1,075	1,326	814	512	39	36	11	12	764	464	43	841
Division No. 4b	7,769	3,978	3,791	4,362	2,638	1,724	125	108	20	17	2,493	1,599	134	5,130
Division No. 5a	2,793	1,356	1,437	1,570	912	658	60	54	9	4	843	600	39	1,552
Division No. 5b	32	14	18	34	21	13	...	1	1	...	20	12	1	6
Division No. 5c	309	171	138	94	67	27	6	2	1	1	60	24	2	100
Division No. 5d	271	146	125	114	73	41	3	10	2	...	68	31	4	67
Division No. 5e	24	15	9	18	13	5	3	2	...	1	10	2	...	8
Division No. 5f	124	62	62	51	36	15	3	4	3	1	30	10	3	30
Division No. 6a	5	1	4	13	9	4	...	...	1	...	8	4	...	11
Division No. 6b	87	38	49	63	38	25	4	1	4	...	30	24	1	31
Division No. 6c	454	229	225	293	199	94	8	11	5	5	186	78	12	138
Division No. 6d	10	6	4	2	1	1	...	...	...	...	1	1	...	1
Division No. 6e	18	6	12	9	5	4	...	2	1	...	4	2	1	6
Division No. 6f	83	36	47	30	18	12	5	5	...	...	13	7	1	14
Division No. 7a	139	64	75	44	24	20	2	6	1	3	21	11	4	26
Division No. 7b	14	7	7	13	10	3	...	...	...	...	10	3	...	3
Division No. 7c	165	85	80	58	29	29	6	2	1	1	22	26	2	39
Division No. 8a	176	92	84	64	48	16	2	1	2	...	44	15	3	76
Division No. 8b	24	16	8	13	7	6	...	1	1	...	6	5	1	9
Division No. 8c	27	17	10	10	4	6	2	...	...	...	2	6	...	13
Division No. 8d	127	82	45	61	48	13	5	2	...	1	43	10	2	36
Division No. 8e	158	84	74	98	58	40	7	8	2	8	49	24	...	41
Division No. 8f	105	55	50	42	20	22	5	3	2	...	13	19	2	22
Division No. 8g	56	28	28	33	20	13	3	2	4	3	13	8	...	4
Division No. 9a	6	5	1	8	8	...	...	...	...	...	8	...	...	2
Division No. 9b	12	7	5	55	28	27	3	...	8	5	17	22	2	12
Division No. 9c	50	31	19	27	16	11	6	3	...	4	10	4	2	3
Division No. 9d	396	216	180	184	150	34	18	3	4	2	128	29	5	230
Division No. 9e	34	16	18	12	7	5	...	1	3	1	4	3	...	7
Division No. 9f	43	22	21	33	25	8	3	...	2	...	20	8	2	13
Division No. 10a	4	2	2	22	19	3	1	...	...	...	18	3	...	6
Division No. 10b	8	4	4	18	12	6	...	...	2	...	10	6	...	5
Division No. 10c	100	53	47	49	35	14	3	2	1	1	31	11	3	37
Division No. 10d	253	131	122	80	60	20	11	6	2	...	47	14	6	68
Cities—														
Alberni	1	...	1	5	3	2	...	...	...	...	3	2	...	37
Chilliwack	20	8	12	25	12	13	...	...	...	...	12	13	...	105
Courtenay	...	...	...	2	1	1	...	...	...	...	1	1	...	28
Cranbrook	9	5	4	3	1	2	...	...	...	...	1	2	...	33
Duncan	216	94	122	69	51	18	7	2	...	1	44	15	5	70
Fernie	72	42	30	39	26	13	1	1	...	...	25	12	3	24
Grand Forks	31	21	10	30	20	10	1	...	...	...	19	10	3	12
Kamloops	306	152	154	154	115	39	2	1	2	...	111	38	8	109
Kelowna	247	116	131	68	40	28	2	1	2	...	36	27	3	61
Ladysmith	49	24	25	32	19	13	...	1	...	...	19	12	...	20
Nanaimo	335	160	175	150	89	61	2	9	1	...	86	52	5	146
Nelson	250	117	133	96	62	34	4	3	...	1	58	30	5	90
New Westminster	1,342	699	643	466	279	187	23	18	5	7	251	162	21	345
North Vancouver	490	252	238	175	98	77	7	2	...	1	91	74	8	133
Port Alberni	295	165	130	48	33	15	6	1	...	...	27	14	2	55
Port Coquitlam	...	...	...	4	4	...	1	...	...	...	3	...	...	20

TABLE 1.—GENERAL SUMMARY OF BIRTHS, DEATHS, AND MARRIAGES IN THE PROVINCE OF BRITISH COLUMBIA, BY CENSUS DIVISIONS, CITIES, AND VILLAGES OF 1,000 POPULATION AND OVER, 1943—*Continued.*

PROVINCE, DIVISIONS, CITIES, AND VILLAGES.	BIRTHS (Exclusive of Still-births).			DEATHS.									STILL-BIRTHS.	MARRIAGES.
				All Ages.			Under 1 Year.		1–4 Years.		5 Years and over.			
	Total.	M.	F.	Total.	M.	F.	M.	F.	M.	F.	M.	F.		
Cities—*Continued.*														
Port Moody	.....	.....	.....	2	2	.....	.....	.....	.....	.....	2	.....	.....	8
Prince George	162	84	78	54	40	14	2	1	.....	.....	38	13	3	68
Prince Rupert	323	180	143	117	100	17	14	2	1	2	85	13	5	199
Revelstoke	65	33	32	32	21	11	1	2	.....	1	20	8	1	17
Rossland	104	54	50	23	10	13	4	1	.....	1	6	11	2	19
Trail	403	200	203	79	53	26	11	5	2	.....	40	21	6	76
Vancouver	7,180	3,682	3,498	3,808	2,331	1,477	113	95	18	13	2,200	1,369	122	4,584
Vernon	301	153	148	68	45	23	6	4	1	1	38	18	2	102
Victoria	2,028	1,008	1,020	1,035	577	458	40	32	4	1	533	425	25	926
Villages—														
Creston	57	26	31	11	7	4	1	.....	.....	.....	6	4	1	9
Mission	130	62	68	44	30	14	1	3	.....	.....	29	11	2	40

TABLE 2.—BIRTHS (EXCLUSIVE OF STILL-BIRTHS) BY MONTHS, CLASSIFIED AS RURAL AND URBAN IN EACH CENSUS DIVISION, BRITISH COLUMBIA, 1943.

Detailed information under this heading may be secured on request, if reason sufficiently URGENT.

TABLE 3.—TOTAL LIVE BIRTHS AND LIVE BIRTHS IN INSTITUTIONS, SHOWING THE NUMBER OF MOTHERS NON-RESIDENT IN BRITISH COLUMBIA, 1943.

PROVINCE.	ALL LIVE BIRTHS.		IN INSTITUTIONS.	
	Total.	Mothers Non-resident in Province.	Total.	Mothers Non-resident in Province.
British Columbia	18,802	236	17,319	228

TABLE 4.—BIRTHS (EXCLUSIVE OF STILL-BIRTHS) TO RESIDENT AND NON-RESIDENT MOTHERS, AND BIRTHS IN INSTITUTIONS IN CITIES OF 5,000 POPULATION AND OVER, BRITISH COLUMBIA, 1943.

CITIES.	Total.	To Resident Mothers.	To Mothers Non-resident in City where Birth occurred and	
			Resident in Province.	Non-resident in Province.
ALL BIRTHS.				
Kamloops	306	135	169	2
Kelowna	247	122	122	3
Nanaimo	335	218	110	7
Nelson	250	124	124	2
New Westminster	1,342	459	872	11
North Vancouver	490	302	186	2
Prince Rupert	323	260	58	5
Trail	403	308	93	2
Vancouver	7,180	5,656	1,456	68
Vernon	301	187	107	7
Victoria	2,028	1,352	636	40
BIRTHS IN INSTITUTIONS.				
Kamloops	305	134	169	2
Kelowna	244	119	122	3
Nanaimo	333	216	110	7
Nelson	250	124	124	2
New Westminster	1,340	457	872	11
North Vancouver	485	298	185	2
Prince Rupert	316	257	54	5
Trail	396	301	93	2
Vancouver	7,077	5,559	1,451	67
Vernon	299	186	106	7
Victoria	2,017	1,345	634	38
BIRTHS ELSEWHERE THAN IN INSTITUTIONS.				
Kamloops	1	1	.....	.....
Kelowna	3	3	.....	.....
Nanaimo	2	2	.....	.....
Nelson	.....	.....	.....	.....
New Westminster	2	2	.....	.....
North Vancouver	5	4	1	.....
Prince Rupert	7	3	4	.....
Trail	7	7	.....	.....
Vancouver	103	97	5	1
Vernon	2	1	1	.....
Victoria	11	7	2	2

TABLE 5.—BIRTHS (EXCLUSIVE OF STILL-BIRTHS) CLASSIFIED AS LEGITIMATE OR ILLEGITIMATE FOR THE PROVINCE AND CITIES OF 5,000 POPULATION AND OVER, BRITISH COLUMBIA, 1943.

PROVINCE AND CITIES.	TOTAL BIRTHS.			LEGITIMATE.			ILLEGITIMATE.		
	Total.	M.	F.	Total.	M.	F.	Total.	M.	F.
Total for the Province	18,802	9,583	9,219	17,975	9,175	8,800	827	408	419
Cities of 5,000 and over—									
Kamloops	306	152	154	291	143	148	15	9	6
Kelowna	247	116	131	241	113	128	6	3	3
Nanaimo	335	160	175	327	156	171	8	4	4
Nelson	250	117	133	243	112	131	7	5	2
New Westminster	1,342	699	643	1,300	674	626	42	25	17
North Vancouver	490	252	238	477	244	233	13	8	5
Prince Rupert	323	180	143	313	172	141	10	8	2
Trail	403	200	203	395	196	199	8	4	4
Vancouver	7,180	3,682	3,498	6,809	3,504	3,305	371	178	193
Vernon	301	153	148	296	151	145	5	2	3
Victoria	2,028	1,008	1,020	1,948	967	981	80	41	39

TABLE 6.—PLURAL BIRTHS CLASSIFIED TO SHOW NUMBER OF CHILDREN BORN ALIVE AND STILL-BORN BY SEX, BRITISH COLUMBIA, 1943.

CLASSIFICATION OF BIRTHS.		Total.
Twin births		179
Two males (both living)		58
One male and one female (both living)		53
Two females (both living)		58
One male living and one male still-born		3
One male still-born and one female living		2
One female living and one female still-born		4
Two males (both still-born)		1
Triplet births		1
Two females living and one male still-born		1
Total multiple births	No.	180
,,	M.	180
,,	F.	181
Total single live births	No.	18,453
,,	M.	9,411
,,	F.	9,042
Total single still-births	No.	305
,,	M.	182
,,	F.	123
Total confinements		18,938

TABLE 7.—BIRTHS (EXCLUSIVE OF STILL-BIRTHS) CLASSIFIED ACCORDING TO AGES OF PARENTS, BRITISH COLUMBIA, 1943.

AGE OF FATHER.	TOTAL.	AGE OF MOTHER.																																							
		12	13	14	15	16	17	18	19	20	21	22	23	24	25	26	27	28	29	30	31	32	33	34	35	36	37	38	39	40	41	42	43	44	45	46	47	48	49	50 and over.	Not stated.
Under 16 years																																									
16 years	1					1																																			
17 ,,	9				1	2	3		2	1																															
18 ,,	25						7	4	6	4	2	2																													
19 ,,	64				1	7	5	14	17	12	2	1	3	2																											
20 ,,	164			1	4	5	17	20	37	31	23	12	7	2	2	1	1			1																					
21 ,,	325					6	14	43	54	74	69	22	19	11	3	4	3	1		1	1																				
22 ,,	507			2		4	14	37	56	103	89	101	38	23	14	9	9	1	3	2	2																				
23 ,,	719					4	16	32	78	87	126	122	113	53	37	20	8	7	8	3	3		1	1																	
24 ,,	789					1	7	31	62	87	121	148	115	82	46	34	25	8	11	4	2	1	1	1	2																
25 ,,	837					3	9	21	40	77	98	132	111	92	101	50	38	27	12	11	6	6	1		1	1															
26 ,,	969					2	8	18	25	60	99	118	130	123	124	84	65	52	27	19	9	2	2	1	1																
27 ,,	1,049					1	2	10	29	60	74	113	109	124	140	129	98	76	34	19	17	7	3	2		1	1														
28 ,,	1,190					1	4	25	27	35	73	88	134	126	120	143	119	125	75	26	31	17	8	4	2	2	1	2	1												1
29 ,,	1,203					1	2	4	25	38	59	73	85	112	115	115	165	139	116	66	38	20	9	10	4	3	2			1	1										
30 ,,	1,112				1	1	4	10	18	34	50	65	66	79	109	113	103	123	101	105	57	30	18	7	7	3	3	4		1											
31 ,,	995							7	11	23	28	51	63	59	75	82	91	137	102	82	72	44	25	20	13	1	4	3	1		1										
32 ,,	902						2	3	7	9	24	32	45	51	55	93	93	87	93	92	72	66	34	24	6	5	2	2	1	3		1									
33 ,,	923						1	5	8	20	23	31	43	39	37	73	73	93	85	94	83	75	57	33	19	16	3	6	2	2		1	1								
34 ,,	787						1	5	6	11	8	18	37	30	54	56	54	65	93	68	51	55	76	38	27	15	7	5	4	1			1					1			
35 ,,	724							2	3	7	13	19	32	22	37	31	42	40	84	72	58	62	58	53	39	17	20	4	6	1	1				1						
36 ,,	658							1	9	10	17	18	26	24	27	46	42	45	49	57	42	48	43	48	38	24	20	13	6	1	1	1	2								
37 ,,	547						1	4	5	4	6	8	11	15	21	29	46	41	30	42	40	34	40	42	43	30	28	8	10	3	2	1	1	2							
38 ,,	551							2	3	4	7	9	14	16	16	24	39	38	32	52	30	33	48	35	39	41	25	19	12	5	3	4	1								
39 ,,	446							2	2	1	7	10	15	15	16	19	25	31	39	16	23	29	24	42	39	37	17	11	9	4	4	4	1	2	1		1				
40 ,,	392								2		7	4	10	10	9	11	21	24	24	31	24	26	33	26	25	20	16	23	20	10	7	4	3		1	1					
41 ,,	326								1	2	2	5	7	10	12	11	10	14	7	17	22	28	22	18	34	27	20	19	16	13	4	3	1	1							
42 ,,	290									4	2	4	7	9	5	4	6	13	22	22	12	19	21	15	24	20	16	18	19	17	2	3	4	2							
43 ,,	307						1	1	1	1	3	3	4	4	6	8	10	12	12	21	24	35	11	14	23	21	18	14	19	11	11	11	5	2	1						
44 ,,	154								1			1	1	6	4	1	5	4	10	11	9	5	13	9	11	8	6	12	9	6	8	10	3	1							
45 ,,	186									1	1	2		2	5	7	11	4	7	11	10	12	9	14	11	9	17	16	9	8	4	7	4	4	1						
46 ,,	137											1		4	3	2	3	3	10	7	5	7	13	13	5	8	10	10	11	5	6	2	2	3	2	1				1	
47 ,,	118											1		2	6	2	2	4	1	10	6	5	4	6	9	5	12	6	12	6	3	3	6	4	2		1				
48 ,,	91								1		1	1	2		4	1	3	4	4	1	1	5	6	6	6	3	6	6	8	7	7	4	1	2	1						
49 ,,	88											1	2	1	1	1	2	5	4	3	1	7	2		5	8	6	6	3	7	5	4	6	2	2		2	1		1	
50 ,,	79										3	2	1	1		1	1	3	3	4	4	2	4	4	5	4	4	9	4	8	2	3	1	5	1						
51 ,,	39												1	1		1		1		1	7		2		4	3	4		2	2	5	2	1	1			1				
52 ,,	48											1	1			1	1	1	1	3		4	2		4	4	3	4	4	4	2	5	1		1		1				
53 ,,	43												1		1	1			1		2	1	5	3	1	1	3	3	3	5	3	2	2	1	3	1					
54 ,,	23													1			2		2			1	1	1	4			3				3	5								
55 ,,	34										1	2					1	1				1	4	1	3	2	1	1	4	2	2	3		1	2	1				1	
56 ,,	27																	1			2		1	1	2	4	2		3	2	3	2	4								
57 ,,	18									1											1	1	1				4	2		2	1	1		2		1			1	
58 ,,	19														3						1		1		2	3	3	2	1		1			1		1				
59 ,,	14														1						1	1	1	1		1	1	1	1	2			2		1						
60 ,,	10																	1				1	2			1	1	1		1		1	1								
61 ,,	6																									1	3						2								
62 ,,	6																					1	1				1					1	1	1							
63 ,,	2																				1									1											
64 ,,	4																		1										1	1			1								
65 and over	10																		2		1	1			1	2	1								1		1				
Not stated	8										1	1			1	1			2			1					1														
Children born to—																																									
Married mothers	17,975			3	7	39	118	301	536	801	1039	1222	1253	1151	1210	1208	1217	1231	1107	974	771	693	607	493	459	351	292	233	201	142	89	86	63	37	21	5	8	2		4	1
Unmarried mothers	827		1	6	16	19	44	70	78	80	78	72	57	37	27	27	34	21	25	14	16	12	11	10	16	8	3	11	7	7	6	4	5	2				1			2
All mothers	18,802		1	9	23	58	162	371	614	881	1117	1294	1310	1188	1237	1235	1251	1252	1132	988	787	705	618	503	475	359	295	244	208	149	95	90	68	39	21	5	8	2	1	4	3

TABLE 8.—BIRTHS (EXCLUSIVE OF STILL-BIRTHS) CLASSIFIED ACCORDING TO RACIAL ORIGIN OF PARENTS, BRITISH COLUMBIA, 1943.

RACIAL ORIGIN OF FATHER.	TOTAL.	RACIAL ORIGIN OF MOTHER.																																		
		English.	Irish.	Scottish.	Other British.	Austrian.	Bulgarian.	Czech and Slovak.	Danish.	Finnish.	French.	German.	Greek.	Hungarian.	Icelandic.	Italian.	Lithuanian.	Netherlands.*	Norwegian.	Polish.	Rumanian.	Russian.†	Swedish.	Ukrainian.‡	Yugoslavic.	Other European.	Chinese.	Hindu (East Indian).	Japanese.	Syrian.	Other Asiatic.	Indian.	Jewish.	Negro.	Other Races.	Unspecified.
British	11,732	5,300	1,514	2,565	194	56	2	36	61	50	375	294	2	33	22	91	2	203	232	108	24	130	214	120	19	12		1	5	5	2	33	2	1	4	20
English	6,147	3,237	638	1,172	87	29		15	22	23	164	134	1	15	11	50	1	92	105	60	12	60	104	58	10	7		1	4	5	2	13	2		2	11
Irish	2,090	734	404	402	31	10		6	15	11	92	79	1	11	4	16	1	50	61	22	3	38	45	31	5	4			1			11			1	1
Scottish	3,216	1,236	432	927	47	15	1	15	24	15	105	73		5	7	23		57	59	25	8	30	61	29	4	1						8		1	1	7
Other	279	93	40	64	29	2	1			1	14	8		2		2		4	7	1	1	2	4	2								1				1
European	4,737	1,018	423	543	46	52	1	52	39	58	348	354	12	52	20	138	2	255	201	160	26	383	157	289	50	11					1	29	4	2	2	9
Austrian	122	24	10	13	1	17		2	1		3	14		1		5		3	4	2	3	12	2	3	1											1
Bulgarian																																				
Czech and Slovak	78	17	7	8	1			26			2	3		1		3		1		2		1	1	5												
Danish	164	55	14	27	4	1			11	3	5	7		1		4		7	8	3	1	4	7	2												
Finnish	103	29	5	12	2	1		1		34	1	1						1	6	1			3	4		1						1				
French	705	174	74	84	9	4		4	4	4	218	21				5		16	15	7		13	17	21	3	1						9	1			1
German	631	132	59	74	3	7		1	3	1	25	194		4	3	10		19	10	10	5	20	25	18	2	2						2				2
Greek	28	9	2	7								1	7							1				1												
Hungarian	65	7	3	5		2			1		2	1		32		1		2	1	1		3	1	1	2											
Icelandic	60	14	7	11	1			1			2	1			14	1			2				2	3								1				
Italian	242	62	19	25	5	1		5	2	2	5	6	3	1		81		1	2	5	1	6	3	4							1	1	1			
Lithuanian	17	4		1							2	3					1	2		1		1		2												
Netherlands*	477	118	43	54	5	1			3	1	19	24	1	4	1	3		166	7	4		7	6	5	1							2	1			1
Norwegian	472	122	57	66	3	4		4	7	3	18	21		3		4	1	11	96	3		9	26	6		2						4				2
Polish	254	44	16	24		4		2			11	15		2	1	4		3	4	76	2	18	3	22	1	1							1			
Rumanian	48	7	8	4		1					3	2		1				1		4	5	8	1	2	1											
Russian†	457	45	25	31	1	5	1		2	4	9	17	1	1		6		8	11	13	5	256	1	10	2	1						1			1	
Swedish	394	106	54	66	6	3		2	3	5	17	12		1	1	3		6	31	7	1	3	53	7								4		1	1	1
Ukrainian‡	293	29	16	18	3			2		1	5	7				2		5	2	17	2	10	4	167	1	1						1				
Yugoslavic	85	9	1	6	2	1		2	2			2				4		2	2	1		12		3	36											
Other	42	11	3	7							1	2				2		1		2	1		2	3		2						3		1		1
Asiatic	493	9	2	2							2					1		1				1	1	1		1	105	19	344	1		3				
Chinese	116	5	2								1																105					3				
Hindu (East Indian)	22	2		1																								19								
Japanese	346																						1			1			344							
Syrian	8	2		1							1					1		1						1						1						
Other	1																					1														
Indian	875	3	1	1							1											1	1	1					1			865				
Jewish	68	3	2	5							1								1	1										1			54			
Negro	10																																	10		
Other races	5	1	1																																3	
Unspecified	55	20	3	12		1						2				1		1	1			1	1	1								2				9
Children born to married mothers T.	17,975	6,354	1,946	3,128	240	109	3	88	100	108	727	650	14	85	42	231	4	460	435	269	50	516	374	412	69	24	105	20	350	7	3	932	60	13	9	38
,, ,, ,, M.	9,175	3,219	1,038	1,579	114	51	1	47	43	52	375	339	7	43	23	128	1	231	220	135	23	265	194	228	38	9	51	7	164	3	2	490	27	4	5	19
,, ,, ,, F.	8,800	3,135	908	1,549	126	58	2	41	57	56	352	311	7	42	19	103	3	229	215	134	27	251	180	184	31	15	54	13	186	4	1	442	33	9	4	19
Children born to unmarried mothers T.	827	202	86	110	8	9		1	7	1	32	31	2	3	1	6		17	25	22		20	14	22	3	2	2		4	1		194		1		1
,, ,, ,, M.	408	104	47	57	5	4		1	7	1	14	11	2	1	1	4		5	12	11		11	6	11	2	1	2		1			87				
,, ,, ,, F.	419	98	39	53	3	5					18	20		2		2		12	13	11		9	8	11	1	1			3	1		107		1		1
Children born to all mothers T.	18,802	6,556	2,032	3,238	248	118	3	89	107	109	759	681	16	88	43	237	4	477	460	291	50	536	388	434	72	26	107	20	354	8	3	1,126	60	14	9	39
,, ,, ,, M.	9,583	3,323	1,085	1,636	119	55	1	48	50	53	389	350	9	44	24	132	1	236	232	146	23	276	200	239	40	10	53	7	165	3	2	577	27	4	5	19
,, ,, ,, F.	9,219	3,233	947	1,602	129	63	2	41	57	56	370	331	7	44	19	105	3	241	228	145	27	260	188	195	32	16	54	13	189	5	1	549	33	10	4	20

* Including Flemish and Walloon. † Including races of U.S.S.R. ‡ Including all Ruthenian Russians.

TABLE 9.—BIRTHS (EXCLUSIVE OF STILL-BIRTHS) CLASSIFIED ACCORDING TO BIRTHPLACES OF PARENTS, BRITISH COLUMBIA, 1943.

BIRTHPLACE OF FATHER.	TOTAL FATHERS.	BIRTHPLACE OF MOTHER.																																						
		CANADA.										BRITISH ISLES.					BRITISH POSS.		EUROPE.															ASIA.							
		Prince Edward Island.	Nova Scotia.	New Brunswick.	Quebec.	Ontario.	Manitoba.	Saskatchewan.	Alberta.	British Columbia.	Prov. unspec.	England.	Ireland.	Scotland.	Wales.	Other.	Newfoundland.	Other.	Austria.	Belgium.	Czechoslovakia.	Denmark.	Finland.	France.	Germany.	Hungary.	Italy.	Netherlands.	Norway.	Poland.	Rumania.	Russia (U.S.S.R.)	Sweden.	Yugoslavia.	Other.	China.	Japan.	Other.	United States.	Other American countries.	Other countries.	Unspecified.
Canada	12,841	15	79	51	141	582	917	2260	1644	5412	20	561	55	241	33	5	8	36	7	2	12	10	11	9	16	7	12	9	46	36	6	44	30	7	10	11	24	1	461	5	4	1
Prince Edward Island	37	1			1	2	3	9	4	9		2		2																									4			
Nova Scotia	177	1	15	3	1	9	22	27	17	51	1	6		4		1	1	1									1			1									15			
New Brunswick	111		3	15	1	4	5	9	16	39		6	2	4				1												1									5			
Quebec	248		1	3	46	18	17	31	34	61		15	1	4	1			1			1	1			1				1			1			1				9			
Ontario	1,065	4	10	6	18	214	69	175	112	284	2	72	4	21	2			1	1		1	1				1	1		1	2		1	4		1			1	52	3	1	
Manitoba	1,317	3	5	4	11	67	311	225	158	354	2	57	4	20	2	1		3			1	1	3	2	4	2	1	1	3	9	1	8	2	2		1			47		2	
Saskatchewan	2,300	1	4	4	16	62	159	980	251	540	3	74	11	31	5	1	1	6	3		2	3	1	2	6	1		2	4	9	3	17	6	2	3	1			86			
Alberta	1,684	1	12	7	13	61	102	260	519	486	4	55	9	33	5			1			3		1	3	3	2	1	2	7	7	1	7	7	2	2	1			67			
British Columbia	5,880	4	29	9	34	145	225	543	531	3582	5	271	24	122	18	2	6	22	3	2	4	4	6	2	2	1	8	4	30	7	1	10	11	1	3	8	24		173	2	1	1
Province unspecified	22						4	1	2	6	3	3																											3			
British Isles	2,331	4	18	15	17	102	191	300	266	835	6	239	29	142	16	1	4	7	2	2	4		2	2	4	1		4	9	2		8	5	1	1	3		1	85	3		
England	1,405	3	9	8	10	68	111	196	148	515	4	171	11	55	6		3	4	2	1	2		1	2	3	1		3	8	2		6	2			2		1	45	2		
Ireland	196		3	1	1	8	20	21	28	54		18	11	7	1			1		1			1		1			1				1	1	1	1				14			
Scotland	626	1	5	5	4	23	55	68	74	230	1	42	7	77	5			2			2											1	2			1			20	1		
Wales	90			1	2	3	3	14	15	33		8		3	4														1										3			
Other	14		1				2	1	1	3	1					1	1																						3			
British Possessions	115		4	4	1	4	5	11	6	32	1	13			1			21										1				1					1		9			
Newfoundland	29		3	1	1	1	3	4	1	6	1	4																1											3			
Other	86		1	3		3	2	7	5	26		9			1			21														1					1		6			
Europe	1,510		5	5	9	31	87	248	177	313	2	46	10	16	1			2	14		22	6	30	1	35	19	32	10	32	64	12	152	12	37	10	3			67			
Austria	56					2	2	5	12	9		2							12		1				3	1			1	4		1			1							
Belgium	9		1					3	1	1																													3			
Czechoslovakia	35		1				3	3		7		1		1							16				1					1									1			
Denmark	87			2		6	6	9	13	22		6		2	1							6	2				1		2										9			
Finland	62					2	5	5	7	14		3		1									20						1										4			
France	15				2			1	1	9				1																									1			
Germany	100				1	2	5	19	13	18		6							1						21	1				1	1	3		1					7			
Hungary	44					1	2	10	3	5		2									1					15			1	1		1		1	1							
Italy	77				1	3	4	5	4	23		1	4														30			1		1										
Netherlands	48				1		4	3	3	12		7	1	2											2			10						1					2			
Norway	196					4	10	32	20	68		6	1	3				1			1		2						24	1		3	2			1			17			
Poland	165				1	1	18	29	39	15		1		1				1			2			1	3	2				39	2	6							4			
Rumania	29						3	11	5	2		1													1					2	3								1			
Russia (U.S.S.R.)	299		1	1	2	3	15	65	24	18	2	1									1				3		1			11	5	135		2		1			8			
Sweden	159		2	1		6	6	29	22	54		7	2	2									6						3		1		10						8			
Yugoslavia	65							3	3	19		1		1					1						1					1		2		32					1			
Other	64			1	1	1	4	16	7	17		1	2	2																2						1			1			
Asia	326				2	1	1	5	4	151	5	3																								9	143	1	1			
China	67				2	1	1	3	2	46		2																								9			1			
Japan	249									101	5																										143					
Other	10							2	2	4		1																										1				
United States	831	1	2	3	8	37	56	158	147	248	2	37	2	14	2			4				1			4			1	2	2		5		1	1	1			92			
Other Am. countries	10							1		6		2									1																					
Other countries	3																																								3	
Unspecified	8							1	4	2																	1															
Children born to—																																										
Married mothers	17,975	20	108	78	178	757	1257	2984	2248	6999	36	901	96	413	53	6	12	70	23	4	39	17	43	12	59	27	45	25	89	104	18	210	47	46	22	27	168	3	715	8	7	1
Unmarried mothers	827		3	1	1	19	46	122	127	428		26	5	7	1		1	1	2						1		1	1		6		3	1		2		1		20		1	
All mothers	18,802	20	111	79	179	776	1303	3106	2375	7427	36	927	101	420	54	6	13	71	25	4	39	17	43	12	60	27	46	26	89	110	18	213	48	46	24	27	169	3	735	8	8	1

TABLE 10.—DEATHS OF CHILDREN UNDER ONE YEAR (EXCLUSIVE OF STILL-BIRTHS) BY MONTHS, CLASSIFIED AS RURAL AND URBAN, IN EACH CENSUS DIVISION, BRITISH COLUMBIA, 1943.

Detailed information under this heading may be secured on request, if reason sufficiently URGENT.

TABLE 11.—TOTAL DEATHS (EXCLUSIVE OF STILL-BIRTHS) AND DEATHS IN INSTITUTIONS OF CHILDREN UNDER ONE YEAR OF AGE, SHOWING THE NUMBER NON-RESIDENT IN BRITISH COLUMBIA, 1943.

PROVINCE.	ALL DEATHS UNDER ONE YEAR.						IN INSTITUTIONS.					
	Total.			Non-resident in Province.			Total.			Non-resident in Province.		
	Total.	M.	F.	Total.	M.	F.	Total.	M.	F.	Total.	M.	F.
British Columbia	711	394	317	2	1	1	484	266	218	1	1	----

TABLE 12.—TOTAL DEATHS (EXCLUSIVE OF STILL-BIRTHS) AND DEATHS IN INSTITUTIONS OF CHILDREN UNDER ONE YEAR OF AGE, CLASSIFIED ACCORDING TO RESIDENCE OF DECEDENTS, IN CITIES OF 5,000 POPULATION AND OVER, BRITISH COLUMBIA, 1943.

CITIES.	Total.			Residents.			Non-resident in City where Death occurred and					
							Resident in Province.			Non-resident in Province.		
	Total.	M.	F.	Total.	M.	F.	Total.	M.	F.	Total.	M.	F.
ALL DEATHS UNDER ONE YEAR.												
Kamloops	3	2	1	2	1	1	1	1	----	----	----	----
Kelowna	3	2	1	2	2	----	1	----	1	----	----	----
Nanaimo	11	2	9	8	2	6	3	----	3	----	----	----
Nelson	7	4	3	1	1	----	6	3	3	----	----	----
New Westminster	41	23	18	18	9	9	23	14	9	----	----	----
North Vancouver	9	7	2	7	5	2	2	2	----	----	----	----
Prince Rupert	16	14	2	12	10	2	4	4	----	----	----	----
Trail	16	11	5	11	7	4	5	4	1	----	----	----
Vancouver	208	113	95	171	92	79	37	21	16	----	----	----
Vernon	10	6	4	6	4	2	4	2	2	----	----	----
Victoria	72	40	32	36	19	17	36	21	15	----	----	----
DEATHS IN INSTITUTIONS.												
Kamloops	3	2	1	2	1	1	1	1	----	----	----	----
Kelowna	2	1	1	1	1	----	1	----	1	----	----	----
Nanaimo	9	1	8	6	1	5	3	----	3	----	----	----
Nelson	7	4	3	1	1	----	6	3	3	----	----	----
New Westminster	39	23	16	17	9	8	22	14	8	----	----	----
North Vancouver	9	7	2	7	5	2	2	2	----	----	----	----
Prince Rupert	12	10	2	9	7	2	3	3	----	----	----	----
Trail	15	10	5	10	6	4	5	4	1	----	----	----
Vancouver	178	93	85	141	72	69	37	21	16	----	----	----
Vernon	10	6	4	6	4	2	4	2	2	----	----	----
Victoria	67	39	28	31	18	13	36	21	15	----	----	----
DEATHS ELSEWHERE THAN IN INSTITUTIONS.												
Kamloops	----	----	----	----	----	----	----	----	----	----	----	----
Kelowna	1	1	----	1	1	----	----	----	----	----	----	----
Nanaimo	2	1	1	2	1	1	----	----	----	----	----	----
Nelson	----	----	----	----	----	----	----	----	----	----	----	----
New Westminster	2	----	2	1	----	1	1	----	1	----	----	----
North Vancouver	----	----	----	----	----	----	----	----	----	----	----	----
Prince Rupert	4	4	----	3	3	----	1	1	----	----	----	----
Trail	1	1	----	1	1	----	----	----	----	----	----	----
Vancouver	30	20	10	30	20	10	----	----	----	----	----	----
Vernon	----	----	----	----	----	----	----	----	----	----	----	----
Victoria	5	1	4	5	1	4	----	----	----	----	----	----

TABLE 13.—DEATHS OF CHILDREN UNDER ONE YEAR (EXCLUSIVE OF STILL-BIRTHS), BY AGE AT DEATH, BRITISH COLUMBIA, 1943.

AGES.		No.
All infants	Total	711
,,	M.	394
,,	F.	317
Under 1 day	Total	230
,,	M.	127
,,	F.	103
1 day	Total	51
,,	M.	28
,,	F.	23
2 days	Total	33
,,	M.	18
,,	F.	15
3 days	Total	20
,,	M.	13
,,	F.	7
4 days	Total	19
,,	M.	10
,,	F.	9
5 days	Total	8
,,	M.	4
,,	F.	4
6 days	Total	10
,,	M.	4
,,	F.	6
Under 1 week	Total	371
,,	M.	204
,,	F.	167
1 week and under 2 weeks	Total	32
,, ,,	M.	13
,, ,,	F.	19
2 weeks and under 3 weeks	Total	21
,, ,,	M.	12
,, ,,	F.	9
3 weeks and under 1 month	Total	15
,, ,,	M.	6
,, ,,	F.	9

AGES.		No.
Under 1 month	Total	439
,,	M.	235
,,	F.	204
1 month and under 2 months	Total	49
,, ,,	M.	34
,, ,,	F.	15
2 months and under 3 months	Total	47
,, ,,	M.	28
,, ,,	F.	19
3 months and under 4 months	Total	38
,, ,,	M.	19
,, ,,	F.	19
4 months and under 5 months	Total	20
,, ,,	M.	13
,, ,,	F.	7
5 months and under 6 months	Total	28
,, ,,	M.	12
,, ,,	F.	16
6 months and under 7 months	Total	17
,, ,,	M.	12
,, ,,	F.	5
7 months and under 8 months	Total	21
,, ,,	M.	16
,, ,,	F.	5
8 months and under 9 months	Total	12
,, ,,	M.	6
,, ,,	F.	6
9 months and under 10 months	Total	17
,, ,,	M.	8
,, ,,	F.	9
10 months and under 11 months	Total	11
,, ,,	M.	6
,, ,,	F.	5
11 months and under 12 months	Total	12
,, ,,	M.	5
,, ,,	F.	7

TABLE 14.—DEATHS OF CHILDREN UNDER ONE YEAR OF AGE (EXCLUSIVE OF STILL-BIRTHS), CLASSIFIED ACCORDING TO RACIAL ORIGIN OF DECEDENTS, BRITISH COLUMBIA, 1943.

RACIAL ORIGIN.	No.
British	383
English	208
Irish	75
Scottish	88
Other	12
European	143
Austrian	4
Bulgarian	----
Czech and Slovak	4
Danish	5
Finnish	----
French	20
German	19
Greek	2
Hungarian	3
Icelandic	1
Italian	7
Lithuanian	----
Netherlands, Flemish, Walloon	14
Norwegian	15
Polish	8

RACIAL ORIGIN.	No.
European—*Continued.*	
Rumanian	1
Russian (races of U.S.S.R.)	13
Swedish	12
Ukrainian*	11
Yugoslavic	4
Other	----
Asiatic	15
Chinese	3
Hindu (East Indian)	2
Japanese	10
Syrian	----
Other	----
Indian	149
Jewish	3
Negro	----
Other races	----
Unspecified	18
All origins	711

* Including all Ruthenian Russians.

TABLE 15.—DEATHS OF CHILDREN UNDER ONE YEAR OF AGE (EXCLUSIVE OF STILL-BIRTHS), CLASSIFIED ACCORDING TO BIRTHPLACES OF PARENTS, BRITISH COLUMBIA, 1943.

BIRTHPLACE OF FATHER.	TOTAL FATHERS.	BIRTHPLACE OF MOTHER.																																						
		CANADA.										BRITISH ISLES.					BRITISH POSS.		EUROPE.															ASIA.						
		Prince Edward Island.	Nova Scotia.	New Brunswick.	Quebec.	Ontario.	Manitoba.	Saskatchewan.	Alberta.	British Columbia.	Prov. unspec.	England.	Ireland.	Scotland.	Wales.	Other.	Newfoundland.	Other.	Austria.	Belgium.	Czechoslovakia.	Denmark.	Finland.	France.	Germany.	Hungary.	Italy.	Netherlands.	Norway.	Poland.	Rumania.	Russia (U.S.S.R.).	Sweden.	Yugoslavia.	Other.	China.	Japan.	Other.	United States.	Other American Countries.	Other Countries.	Unspecified.
Canada	490	1	2		3	24	33	78	43	242	8	17	2	7			1	1	1			1		1		1				4		1	1		3	1	1		11			2
Prince Edward Island	2							2																																		
Nova Scotia	5						1		1	1							1																						1			
New Brunswick	4						1			3																																
Quebec	7					1	3			3																																
Ontario	43	1			1	10	4	10	3	5		3		2								1											1		1				1			
Manitoba	35				1	2	9	10	3	7		1		1																									1			
Saskatchewan	73					4	6	34	5	12		1							1							1				3		1			1	1			3			
Alberta	47						2	11	17	12		2		1										1															1			
British Columbia	263		2		1	7	7	9	14	197	1	10	2	3				1												1					1		1		4			2
Province unspecified	11							2		2	7																															
British Isles	88					5	7	12	6	31	2	11	1	4	1						2					1		1											3			1
England	48					4	6	8	2	16	1	5									2					1		1												2			
Ireland	7						1	1	1	2		1	1																													
Scotland	28					1		3	2	11	1	5		4																												1
Wales	3								1	1					1																											
Other	2									1																													1			
British Possessions	3							1		1								1																								
Newfoundland																																										
Other	3							1		1								1																								
Europe	54		1				1	9	1	12	3	3		1	1			1			2				1			1	2	3	1	4	2		2				3			
Austria																																										
Belgium																																										
Czechslovakia	1																				1																					
Denmark	4							1	1						1														1													
Finland	1						1																																			
France																																										
Germany	4							2		1		1																														
Hungary	1									1																																
Italy	1									1																																
Netherlands	3											1													1			1														
Norway	8							1		2		1		1				1											1				1									
Poland	6							1			1										1									3												
Rumania	1									1																																
Russia (U.S.S.R.)	9							2			1																				1	4							1			
Sweden	9		1					2		3	1																						1						1			
Yugoslavia	4									3																													1			
Other	2																																		2							
Asia	8						1			3																											4					
China	3						1			2																																
Japan	5									1																											4					
Other																																										
United States	24					1	2	4	6	4		1																											6			
Other American countries	1									1																																
Other countries																																										
Unspecified	43						2	3	5	25	1																			1									1			5
Total mothers	711	1	3		3	30	46	107	61	319	14	32	3	12	2		1	3	1		4	1		1	1	2		2	2	8	1	5	3		5	1	5		24			8

TABLE 16.—DEATHS OF CHILDREN (EXCLUSIVE OF STILL-BIRTHS) FROM CERTAIN SPECIFIED CAUSES IN FIRST YEAR OF LIFE, BY SEX AND CALENDAR MONTH OF DEATH, BRITISH COLUMBIA, 1943.

Int. List No.	CAUSES OF DEATH.	TOTAL UNDER 1 YEAR.			MONTH OF DEATH.																							
					Jan.		Feb.		Mar.		Apr.		May.		June.		July.		Aug.		Sept.		Oct.		Nov.		Dec.	
		Total.	M.	F.	M.	F.	M.	F.	M.	F.	M.	F.	M.	F.	M.	F.	M.	F.	M.	F.	M.	F.	M.	F.	M.	F.	M.	F.
	All causes	711	394	317	44	40	28	26	36	38	32	18	40	23	33	21	28	18	38	27	17	20	31	27	28	29	39	30
9	Whooping-cough	8	4	4		1							1	1	1		2			1		1						
11	Erysipelas	1	1																1									
13	Tuberculosis of the respiratory system	2	2												1						1							
14–22	Tuberculosis, other forms	6	2	4		1				1			1	1	1					1								
27	Dysentery	3	2	1		1									1								1					
30	Syphilis	2		2														1										1
33	Influenza	20	10	10		1		1	1	1			2		1					1			1	2	1	1	4	3
35	Measles	7	4	3							2		1	1		1	1			1								
64	Diseases of the thymus gland	37	23	14	1	1	2		4	2	5	2	1	2			3			1	1	1	1	1	1	2	4	2
81	Meningitis (non-meningococcal)	4	4				1														1				2			
86	Convulsions	8	6	2			1				1		1				1	1	1		1					1		
89	Diseases of the ear and of the mastoid process	4	4		3		1																					
105	Diseases of the larynx	2	1	1																			1					1
106	Bronchitis	6	3	3					1		1	1		1							1	1						
107	Bronchopneumonia	39	21	18	3	5	3	2	1	3	1	1	3		2	1					1		2	1		4	5	1
108, 109	Pneumonia	45	28	17	6	4	6	6	1		1		2	1			3	1	2	1	1	1	3	2	1	1	2	
119	Diarrhœa and enteritis	27	16	11	2	1	1	1	1	1	2	2		2	1		2		2	1	1	1	2	2	2			
130	Acute nephritis	1		1																1								
157	Congenital malformations	96	39	57	4	6	5	4	5	6	5	3	3	3	2	6	3	3	3	6	3	5	3	3	3	4		8
	(a.) Congenital hydrocephalus	15	1	14		1		1		2		1				1		3				2	1					3
	(d.) Congenital malformations of the heart	31	16	15	2	1	2	1	2	2	1		2	2		3	2		2	2	2	1		1	1	2		
	(b, c, e.) Others under this title	50	22	28	2	4	3	2	3	2	4	2	1	1	2	2	1		1	4	1	2	2	2	2	2		5
158	Congenital debility	13	10	3		2	1		3		2		1				1		1						1			1
159	Premature birth	218	119	99	16	9	2	4	8	17	6	7	14	9	10	4	9	9	18	9	5	3	8	9	10	12	13	7
160	Injury at birth	69	42	27	4	2	2	3	5	3	3	1	6		5	8	2	1	7			3	3	2	1	1	4	3
161	Other diseases peculiar to the first year of life	42	26	16	1	3	1	3	4	2	2	1	1		5				1	2	1	1	3	2	4	1	3	1
169–195, 197	Other violent deaths	23	10	13	4	1	1		1	2						1		2		2		2	1	1	1	1	2	1
	Other specified causes	17	10	7		2	1	1	1		1		1	1	3		1		1			1			1	1		1
199, 200	Ill-defined and unknown causes of death	11	7	4				1					2	1					1				2	2			2	

TABLE 17.—DEATHS OF CHILDREN (EXCLUSIVE OF STILL-BIRTHS) FROM CERTAIN SPECIFIED CAUSES IN FIRST YEAR OF LIFE, BY SEX AND AGE AT DEATH, BRITISH COLUMBIA, 1943.

Int. List No.	CAUSES OF DEATH.	TOTAL UNDER 1 YEAR.			AGE AT DEATH. Under 1 Day.		1 Day and under 1 Week.		1 Week and under 2 Weeks.		2 Weeks and under 3 Weeks.		3 Weeks and under 1 Month.		1 Month and under 2 Months.		2 Months and under 3 Months.		3 Months and under 4 Months.		4 Months and under 5 Months.		5 Months and under 6 Months.		6 Months and under 7 Months.		7 Months and under 8 Months.		8 Months and under 9 Months.		9 Months and under 10 Months.		10 Months and under 11 Months.		11 Months and under 12 Months.	
		T'l.	M.	F.	M.	F.	M.	F.	M.	F.	M.	F.	M.	F.	M.	F.	M.	F.	M.	F.	M.	F.	M.	F.	M.	F.	M.	F.	M.	F.	M.	F.	M.	F.	M.	F.	M.	F.
	All causes	711	394	317	127	103	77	64	13	19	12	9	6	9	34	15	28	19	19	19	13	7	12	16	12	5	16	5	6	6	8	9	6	5	5	7
9	Whooping-cough	8	4	4											1		2		1			1						1									2
11	Erysipelas	1	1						1																												
13	Tuberculosis of the respiratory system	2	2																												2						
14–22	Tuberculosis, other forms	6	2	4														1						3	1						1						
27	Dysentery	3	2	1											1									1			1										
30	Syphilis	2		2												1																					1
33	Influenza	20	10	10											3		1	1	1	2				3	1		1					3	1	1	2		
35	Measles	7	4	3					1						1							1		1					1		1						1
64	Diseases of the thymus gland	37	23	14	2		1	3		1		3	1		5		2	3	4	3	2	1	1		2		2				1						
81	Meningitis (non-meningococcal)	4	4												2				1		1																
86	Convulsions	8	6	2			2		1		1									1									1		1	1					
89	Diseases of the ear and of the mastoid process	4	4																2				1		1												
105	Diseases of the larynx	2	1	1																							1							1			
106	Bronchitis	6	3	3												1	1								1	2	1										
107	Bronchopneumonia	39	21	18			1				1		1	2	2	3	6	3		4	3	1		2	1	1	2	1	1	1			1		2		
108, 109	Pneumonia	45	28	17	1				1		1	1		1	3	2	5	2	4	2	1	1	4	2		1	1		2	1	1	2	3	2	1		
119	Diarrhœa and enteritis	27	16	11				2			1				3	2	2	2	1	1	2		3		3		1			2		1		1			
130	Acute nephritis	1		1																				1													
157	Congenital malformations	96	39	57	6	17	8	11	1	10	3	2	2	3	3	3	5	3	1	2			3	1	1	1	4	1	1	2	1					1
	(a.) Congenital hydrocephalus	15	1	14		3		2		3		1				1	1			1						1		1		1							
	(d.) Congenital malformations of the heart	31	16	15	3	4	3	4		3	2		2			1	1	2	1					1			3				1						
	(b, c, e.) Others under this title	50	22	28	3	10	5	5	1	4	1	1		3	3	1	3	1		1			3		1		1		1	1							1
158	Congenital debility	13	10	3	1		4	1	1				1		2		1	2																			
159	Premature birth	218	119	99	79	61	33	28	4	3	2	2		2	1	2						1															
160	Injury at birth	69	42	27	22	16	17	7	2	3	1	1																									
161	Other diseases peculiar to the first year of life	42	26	16	13	8	10	6	1	1	1				1	1																					
169–195, 197	Other violent deaths	23	10	13				2		1			1		3		2	2	3	3	1	1		2								1				1
	Other specified causes	17	10	7				2			1			1	2				1	1	2				1		2	2					1			1
199, 200	Ill-defined and unknown causes of death	11	7	4	3	1	1	2							1		1				1											1				

TABLE 18.—TOTAL DEATHS (EXCLUSIVE OF STILL-BIRTHS) AND DEATHS IN INSTITUTIONS, SHOWING THE NUMBER NON-RESIDENT IN BRITISH COLUMBIA, 1943.

PROVINCE.	ALL DEATHS.						IN INSTITUTIONS.					
	Total.			Non-resident in Province.			Total.			Non-resident in Province.		
	Total.	M.	F.	Total.	M.	F.	Total.	M.	F.	Total.	M.	F.
British Columbia	10,012	6,177	3,835	288	249	39	5,783	3,637	2,146	129	107	22

TABLE 19.—TOTAL DEATHS (EXCLUSIVE OF STILL-BIRTHS) AND DEATHS IN INSTITUTIONS, CLASSIFIED ACCORDING TO RESIDENCE OF DECEDENTS, IN CITIES OF 5,000 POPULATION AND OVER, BRITISH COLUMBIA, 1943.

CITIES.	Total.			Residents.			Non-resident in City where Death occurred and					
							Resident in Province.			Non-resident in Province.		
	Total.	M.	F.	Total.	M.	F.	Total.	M.	F.	Total.	M.	F.
ALL DEATHS.												
Kamloops	154	115	39	96	76	20	54	36	18	4	3	1
Kelowna	68	40	28	35	18	17	31	20	11	2	2	.....
Nanaimo	150	89	61	109	65	44	38	22	16	3	2	1
Nelson	96	62	34	58	37	21	37	24	13	1	1	.....
New Westminster	466	279	187	207	117	90	253	159	94	6	3	3
North Vancouver	175	98	77	105	58	47	69	40	29	1	.....	1
Prince Rupert	117	100	17	71	59	12	28	23	5	18	18	.....
Trail	79	53	26	54	34	20	22	16	6	3	3	.....
Vancouver	3,808	2,331	1,477	3,231	1,945	1,286	522	347	175	55	39	16
Vernon	68	45	23	44	27	17	23	17	6	1	1	.....
Victoria	1,035	577	458	661	356	305	361	213	148	13	8	5
DEATHS IN INSTITUTIONS.												
Kamloops	140	106	34	84	69	15	53	35	18	3	2	1
Kelowna	51	33	18	22	13	9	28	19	9	1	1	.....
Nanaimo	121	67	54	82	45	37	36	20	16	3	2	1
Nelson	74	53	21	37	28	9	36	24	12	1	1	.....
New Westminster	378	226	152	127	71	56	245	152	93	6	3	3
North Vancouver	124	71	53	66	38	28	57	33	24	1	.....	1
Prince Rupert	68	59	9	43	35	8	13	12	1	12	12	.....
Trail	73	50	23	48	31	17	22	16	6	3	3	.....
Vancouver	2,432	1,559	873	1,918	1,209	709	471	318	153	43	32	11
Vernon	54	37	17	30	19	11	23	17	6	1	1	.....
Victoria	801	454	347	454	251	203	338	197	141	9	6	3
DEATHS ELSEWHERE THAN IN INSTITUTIONS.												
Kamloops	14	9	5	12	7	5	1	1	.....	1	1	.....
Kelowna	17	7	10	13	5	8	3	1	2	1	1	.....
Nanaimo	29	22	7	27	20	7	2	2	.....	.....	.....	.....
Nelson	22	9	13	21	9	12	1	.....	1	.....	.....	.....
New Westminster	88	53	35	80	46	34	8	7	1	.....	.....	.....
North Vancouver	51	27	24	39	20	19	12	7	5	.....	.....	.....
Prince Rupert	49	41	8	28	24	4	15	11	4	6	6	.....
Trail	6	3	3	6	3	3	.....	.....	.....	.....	.....	.....
Vancouver	1,376	772	604	1,313	736	577	51	29	22	12	7	5
Vernon	14	8	6	14	8	6	.....	.....	.....	.....	.....	.....
Victoria	234	123	111	207	105	102	23	16	7	4	2	2

TABLE 20.—DEATHS (EXCLUSIVE OF STILL-BIRTHS) BY SINGLE YEARS OF AGE AND BY AGE-GROUPS, BRITISH COLUMBIA, 1943.

Ages.	Total.	M.	F.
All ages	10,012	6,177	3,835
Under 1 year	711	394	317
1 year	79	44	35
2 years	47	27	20
3 ,,	31	17	14
4 ,,	32	21	11
Total under 5 years	900	503	397
5 years	29	13	16
6 ,,	20	9	11
7 ,,	6	1	5
8 ,,	19	11	8
9 ,,	22	14	8
Total 5–9 years	96	48	48
10 years	8	2	6
11 ,,	15	11	4
12 ,,	28	14	14
13 ,,	21	14	7
14 ,,	20	13	7
Total 10–14 years	92	54	38
15 years	25	11	14
16 ,,	18	10	8
17 ,,	39	25	14
18 ,,	28	20	8
19 ,,	43	30	13
Total 15–19 years	153	96	57
20 years	39	23	16
21 ,,	46	31	15
22 ,,	48	31	17
23 ,,	41	27	14
24 ,,	51	30	21
Total 20–24 years	225	142	83
25 years	34	20	14
26 ,,	36	20	16
27 ,,	43	24	19
28 ,,	36	19	17
29 ,,	51	29	22
Total 25–29 years	200	112	88
30 years	39	26	13
31 ,,	45	29	16
32 ,,	40	21	19
33 ,,	36	21	15
34 ,,	37	21	16
Total 30–34 years	197	118	79
35 years	52	27	25
36 ,,	44	30	14
37 ,,	47	34	13
38 ,,	52	37	15
39 ,,	39	23	16
Total 35–39 years	234	151	83
40 years	51	36	15
41 ,,	40	26	14
42 ,,	52	26	26
43 ,,	62	39	23
44 ,,	56	30	26
Total 40–44 years	261	157	104
45 years	57	38	19
46 ,,	66	38	28
47 ,,	64	37	27
48 ,,	81	51	30
49 ,,	75	38	37
Total 45–49 years	343	202	141
50 years	104	66	38
51 ,,	88	54	34
52 ,,	122	83	39
53 ,,	121	78	43
54 ,,	133	80	53
Total 50–54 years	568	361	207
55 years	169	116	53
56 ,,	153	94	59
57 ,,	140	100	40
58 ,,	148	104	44
59 ,,	180	125	55
Total 55–59 years	790	539	251
60 years	207	137	70
61 ,,	169	119	50
62 ,,	215	140	75
63 ,,	216	149	67
64 ,,	189	125	64
Total 60–64 years	996	670	326
65 years	226	159	67
66 ,,	208	139	69
67 ,,	236	153	83
68 ,,	223	144	79
69 ,,	192	129	63
Total 65–69 years	1,085	724	361
70 years	251	160	91
71 ,,	197	120	77
72 ,,	247	158	89
73 ,,	232	161	71
74 ,,	231	146	85
Total 70–74 years	1,158	745	413
75 years	257	148	109
76 ,,	241	152	89
77 ,,	203	124	79
78 ,,	241	147	94
79 ,,	214	127	87
Total 75–79 years	1,156	698	458
80 years	222	124	98
81 ,,	192	126	66
82 ,,	181	103	78
83 ,,	170	100	70
84 ,,	141	72	69
Total 80–84 years	906	525	381
85 years	120	68	52
86 ,,	115	51	64
87 ,,	100	51	49
88 ,,	65	38	27
89 ,,	56	21	35
Total 85–89 years	456	229	227
90 years	48	26	22
91 ,,	33	18	15
92 ,,	27	10	17
93 ,,	23	14	9
94 ,,	18	10	8
Total 90–94 years	149	78	71
95 years	11	3	8
96 ,,	6	2	4
97 ,,	6	5	1
98 ,,	10	6	4
99 ,,	1	.....	1
Total 95–99 years	34	16	18
100 years and over	5	2	3
Not stated	8	7	1

TABLE 21.—DEATHS (EXCLUSIVE OF STILL-BIRTHS) CLASSIFIED ACCORDING TO RACIAL ORIGIN OF DECEDENTS, BRITISH COLUMBIA, 1943.

Racial Origin.	Total.	M.	F.
British	6,721	3,994	2,727
English	3,675	2,164	1,511
Irish	1,027	615	412
Scottish	1,855	1,100	755
Other	164	115	49
European	1,657	1,102	555
Austrian	50	34	16
Bulgarian	------	------	------
Czech and Slovak	35	25	10
Danish	45	34	11
Finnish	77	59	18
French	236	157	79
German	194	120	74
Greek	16	15	1
Hungarian	18	11	7
Icelandic	20	14	6
Italian	98	60	38
Lithuanian	2	1	1
Netherlands, Flemish, Walloon	133	79	54
Norwegian	182	126	56
Polish	67	47	20
Rumanian	14	8	6
Russian (races of U.S.S.R.)	158	98	60
Swedish	227	158	69
Ukrainian*	42	23	19
Yugoslavic	25	20	5
Other	18	13	5
Asiatic	472	415	57
Chinese	331	316	15
Hindu (East Indian)	26	20	6
Japanese	114	78	36
Syrian	------	------	------
Other	1	1	------
Indian	674	336	338
Jewish	20	12	8
Negro	16	10	6
Other races	2	1	1
Unspecified	450	307	143
All origins	10,012	6,177	3,835

* Including all Ruthenian Russians.

TABLE 22.—DEATHS (EXCLUSIVE OF STILL-BIRTHS) CLASSIFIED ACCORDING TO BIRTHPLACE OF DECEDENTS, BRITISH COLUMBIA, 1943.

Birthplace of Decedents.	Total.	Male.	Female.
Canada—			
Prince Edward Island	57	39	18
Nova Scotia	210	150	60
New Brunswick	153	101	52
Quebec	232	157	75
Ontario	1,370	820	550
Manitoba	145	76	69
Saskatchewan	133	86	47
Alberta	110	70	40
British Columbia	1,876	1,006	870
Province unspecified	51	32	19
British Isles—			
England	2,198	1,294	904
Ireland	275	172	103
Scotland	828	495	333
Wales	78	50	28
Other	33	18	15
British Possessions—			
Newfoundland	48	29	19
Other	110	77	33
Europe—			
Austria	45	28	17
Belgium	23	14	9
Czechoslovakia	22	16	6
Denmark	24	19	5
Finland	71	52	19
France	36	17	19
Germany	73	47	26
Hungary	16	10	6
Italy	64	41	23
Netherlands	19	12	7
Norway	127	100	27
Poland	59	41	18
Rumania	10	7	3
Russia (U.S.S.R.)	148	83	65
Sweden	178	129	49
Yugoslavia	19	15	4
Other	52	36	16
Asia—			
China	312	302	10
Japan	81	59	22
Other	1	.....	1
United States	599	370	229
Other American countries	6	3	3
Other countries	2	1	1
Unspecified	118	103	15
Totals	10,012	6,177	3,835

TABLE 23.—DEATHS (EXCLUSIVE OF STILL-BIRTHS) CLASSIFIED ACCORDING TO BIRTHPLACES OF PARENTS OF DECEDENTS, BRITISH COLUMBIA, 1943.

Detailed information under this heading may be secured on request, if reason sufficiently URGENT.

TABLE 24.—CAUSES OF DEATH BY SEX AND AGE, BRITISH COLUMBIA, 1943.

Int. List No.	CAUSES OF DEATH.		TOTAL.	AGES. Under 1 Year.	1 Year.	2 Years.	3 Years.	4 Years.	5–9 Yrs.	10–14 Yrs.	15–19 Yrs.	20–24 Yrs.	25–29 Yrs.	30–34 Yrs.	35–39 Yrs.	40–44 Yrs.	45–49 Yrs.	50–54 Yrs.	55–59 Yrs.	60–64 Yrs.	65–69 Yrs.	70–74 Yrs.	75–79 Yrs.	80–84 Yrs.	85–89 Yrs.	90–94 Yrs.	95–99 Yrs.	100 Years and over.	Not stated.
	Deaths, all causes	Total	10012	711	79	47	31	32	96	92	153	225	200	197	234	261	343	568	790	996	1085	1158	1156	906	456	149	34	5	8
	,,	M.	6177	394	44	27	17	21	48	54	96	142	112	118	151	157	202	361	539	670	724	745	698	525	229	78	16	2	7
	,,	F.	3835	317	35	20	14	11	48	38	57	83	88	79	83	104	141	207	251	326	361	413	458	381	227	71	18	3	1
	Class I. Infectious and parasitic diseases	Total	1020	51	24	12	13	12	44	43	51	76	68	67	49	54	43	76	67	64	67	54	40	26	13	5	1		
	,,	M.	613	26	13	3	8	9	22	21	25	34	32	36	31	32	34	53	49	56	46	37	22	14	6	3	1		
	,,	F.	407	25	11	9	5	3	22	22	26	42	36	31	18	22	9	23	18	8	21	17	18	12	7	2			
1	Typhoid fever	F.	3							1						1							1						
6	Cerebrospinal meningitis	M.	7		1				2			1	1		1					1									
	,,	F.	3															2				1							
8	Scarlet fever	M.	2							1			1																
9	Whooping-cough	M.	9	4	3		1	1																					
	,,	F.	7	4	3																								
10	Diphtheria	M.	4				1	1	1				1																
	,,	F.	1										1																
11	Erysipelas	M.	2	1														1											
	,,	F.	1																		1								
12	Tetanus	M.	1						1																				
13–22	Tuberculosis	M.	370	4	2	2	2	4	12	16	20	27	26	28	27	24	24	34	31	34	20	20	9	4					
	,,	F.	243	4	2	4	1	2	18	19	23	36	31	27	12	17	4	10	6	5	8	3	7	4					
13	Tuberculosis of the respiratory system	M.	330	2	1	1	1	3	7	12	16	25	25	24	26	24	23	29	30	33	18	19	8	3					
	,,	F.	207		1	1		1	13	13	21	35	30	25	11	16	4	6	5	5	8	2	7	3					
	(a.) With mention of occupational diseases of lungs	M.	26												1	2	1	6	6	5	2	3							
	(b.) Without mention of occupational diseases of lungs	M.	269		1		1	1	5	7	14	22	22	20	23	21	19	21	24	26	16	16	7	3					
	Ditto	F.	179		1			1	11	9	16	33	29	22	10	14	3	4	4	5	5	2	7	3					
	(c.) Unspecified site	M.	25	2		1		2	2	5	2	3	2	2	1		1			2									
	,,	F.	23			1			2	4	5	2	1	2	1	1	1	1			2								
	(d.) With mention of dementia præcox	M.	10										1	2	1	1	2	2					1						
	,,	F.	5											1		1		1	1		1								
14	Tuberculosis of the meninges and central nervous system	M.	12	1	1			1	4	2	2		1																
	Ditto	F.	24	3	1	3	1	1	4	4	2		1	1	1			2											
15	Tuberculosis of the intestines and peritoneum	M.	5							1	1			2								1							
	,,	F.	3									1		1				1											
16	Tuberculosis of the vertebral column	M.	9			1	1		1	1		1		1			1	1		1									
	,,	F.	2							1						1													
17	Tuberculosis of other bones and joints	M.	1																					1					
	,,	F.	2	1																		1							
	(a.) Bones	F.	1																			1							
	(b.) Joints	M.	1																					1					
	,,	F.	1	1																									
19	Tuberculosis of the lymphatic system (bronchial, mesenteric, mediastinal, and retroperitoneal glands excepted)	M.	3	1														1					1						
	Ditto	F.	2						1									1											
20	Tuberculosis of the genito-urinary system	M.	4															3			1								
	,,	F.	1																1										
21	Tuberculosis of other organs	M.	1												1														

TABLE 24.—CAUSES OF DEATH BY SEX AND AGE, BRITISH COLUMBIA, 1942—*Continued.*

Int. List No.	CAUSES OF DEATH.		TOTAL.	AGES. Under 1 Year.	1 Year.	2 Years.	3 Years.	4 Years.	5–9 Yrs.	10–14 Yrs.	15–19 Yrs.	20–24 Yrs.	25–29 Yrs.	30–34 Yrs.	35–39 Yrs.	40–44 Yrs.	45–49 Yrs.	50–54 Yrs.	55–59 Yrs.	60–64 Yrs.	65–69 Yrs.	70–74 Yrs.	75–79 Yrs.	80–84 Yrs.	85–89 Yrs.	90–94 Yrs.	95–99 Yrs.	100 Years and over.	Not stated.
	Tuberculosis—*Continued.*																												
22	Disseminated tuberculosis	M.	5								1	1		1					1		1								
	"	F.	2							1														1					
	(a.) Acute generalized miliary	M.	5								1	1		1					1		1								
	"	F.	1							1																			
	(b.) Other and unspecified generalized	F.	1																					1					
23	Leprosy	M.	2																		2								
24	Purulent infection and septicæmia	M.	1							1																			
	"	F.	2			1															1								
25	Gonococcus infection	M.	4	1								1		1									1						
27	Dysentery	M.	10	2	2		1	2	2														1						
	"	F.	6	1		1	2		1	1																			
28	Malaria	M.	1																			1							
30	Syphilis	M.	68						1			1			1	3	7	9	11	14	12	5	3	1					
	"	F.	26	2								1	2		1	1		5	5	1	3	3	1	1					
	(a.) Locomotor ataxia (tabes dorsalis)	M.	5														1	1	1		1	1							
	"	F.	3																2		1								
	(b.) General paralysis of the insane	M.	20												1	2	6	1	3	4	3								
	"	F.	6												1				2			1	1	1					
	(c.) Other syphilis of the central nervous system	M.	6													1		1	1	1	1			1					
	"	F.	4										1			1		1				1							
	(d.) Others under this title	M.	37						1			1						6	6	9	7	4	3						
	"	F.	13	2								1	1					4	1	1	2	1							
32	Other diseases due to spirochætes	M.	1																				1						
33	Influenza	M.	103	10	3	1	2	1	3	1	3	3	3	5	1	4	2	6	5	6	10	10	5	9	6	3	1		
	"	F.	86	10	2	1	1	1	1	1	1	5		3	2	1	5	6	6	2	5	8	9	7	7	2			
	(a.) With respiratory complications	M.	78	7	3	1	1		2		2	2	3	3			2	5	5	5	10	7	4	9	4	2	1		
	"	F.	56	7	1				1	1				3	1	1	5	4	3	2	4	4	8	6	4	1			
	(b.) Without respiratory complications	M.	25	3			1	1	1	1	1	1		2	1	4		1		1		3	1		2	1			
	"	F.	30	3	1	1	1	1			1	5			1			2	3		1	4	1	1	3	1			
35	Measles	M.	10	4	2		1				2											1							
	"	F.	12	3	3	2	1		1		1				1														
36	Acute poliomyelitis and polioencephalitis	F.	1										1																
37	Acute infectious encephalitis	M.	4													1		1	1		1								
	"	F.	7		1				1		1		1			1					1	1							
38	Other diseases due to filterable viruses	F.	1	1																									
	(c.) Chicken-pox	F.	1	1																									
43	Mycoses	M.	2									1						1											
44	Other infectious and parasitic diseases	M.	12							2				2	1		1	1	1	1	1		2						
	"	F.	8											1	2	1			1		2	1							
	(b.) Lymphogranulomatosis (Hodgkin's disease)	M.	10							1				2			1	1	1	1	1		2						
	"	F.	8											1	2	1			1		2	1							
	(c.) Mumps	M.	2							1					1														
	Class II. Cancer and other tumours	Total	1325	1	2	4		2	2	2	2	11	17	14	26	40	62	108	148	207	209	194	156	83	28	6	1		
	"	M.	717	1	1	2		2	1	1	2	7	7	8	8	15	19	49	74	108	129	128	90	47	15	3			
	"	F.	608		1	2			1	1		4	10	6	18	25	43	59	74	99	80	66	66	36	13	3	1		

45–55	Cancer and other malignant tumours	M.	702	1	1	1		2		1	1	6	6	8	7	15	19	46	73	106	129	128	88	46	15	3			
	,,	F.	588		1	2			1	1		3	7	6	16	24	39	57	72	96	80	65	66	35	13	3	1		
45	Cancer of the buccal cavity and pharynx	M.	30															4	4	2	3	7	5	3	2				
	,,	F.	11													1		1	1		1	2	3	2					
46	Cancer of the digestive organs and peritoneum	M.	384					1				1	2	2	2	6	7	18	48	67	82	68	49	21	8	2			
	,,	F.	243							1			2	1	5	8	9	22	27	34	46	32	34	17	4	1			
	(a.) Œsophagus	M.	21																3	3	7	5		3					
	,,	F.	10												1					1	3		5						
	(b.) *Stomach*	M.	172									1	1			5	3	6	20	32	30	34	24	11	4	1			
	,,	F.	89												1	3	2	8	6	15	20	9	12	9	3	1			
	(c.) Duodenum	F.	1																		1								
	(d.) Rectum and anus	M.	47											1				3	6	8	9	9	9		2				
	,,	F.	26													2	3		2	3	4	6	5	1					
	(e.) Intestines	M.	68										1		1		2	5	6	14	14	11	8	4	1	1			
	,,	F.	69										1		2	2	3	10	11	7	9	11	8	4	1				
	(f.) Liver and billiary passages	M.	35					1							1		1	1	6	5	10	4	4	2					
	,,	F.	22							1			1		1			3	2	1	4	3	4	2					
	(g.) Pancreas	M.	35											1		1		3	6	3	12	5	3	1					
	,,	F.	18													1	1	1	4	4	4	2		1					
	(h.) Mesentery and peritoneum	M.	4														1		1	1					1				
	,,	F.	4																1	2	1								
	(m.) Other and unspecified sites	M.	2																	1			1						
	,,	F.	4											1					1	1		1							
47	Cancer of the respiratory system	M.	90							1		1		2	2	2	8	10	10	16	16	12	3	6	1				
	,,	F.	17									1				2	3		2	3	3		2		1				
	(a.) Larynx	M.	15											1	1				2	3	1	1	2	3	1				
	(b.) Lung	M.	48							1		1			1	1	5	6	6	6	9	8	1	3					
	,,	F.	14													2	3		2	2	2		2		1				
	(c.) Mediastinum and other sites	M.	27											1		1	3	4	2	7	6	3							
	,,	F.	3									1								1	1								
48	Cancer of the *uterus*	F.	81										2	2	1	2	11	11	11	9	7	7	11	6		1			
	(a.) Cervix	F.	23											2		2	6		4	2	1	2	3			1			
	(b.) Other and unspecified sites	F.	58										2		1		5	11	7	7	6	5	8	6					
49	Cancer of other female organs	F.	45										1	1	2	4	6	7	2	6	4	7		2	3				
50	Cancer of the breast	M.	1																			1							
	,,	F.	118												2	6	9	11	23	31	12	8	10	3	2	1			
51	Cancer of the male genital organs	M.	83									1	1	1		1		1	1	7	17	25	16	9	3				
52	Cancer of the urinary organs	M.	36		1												1	4	3	7	4	9	3	3	1				
	,,	F.	21			2									1		1	1	1	4	4	2	1	2	1		1		
	(a.) Kidney	M.	8		1												1		1	3		2							
	,,	F.	12			2									1			1	1	2	2	1	1	1					
	(b.) Bladder	M.	28															4	2	4	4	7	3	3	1				
	,,	F.	9														1			2	2	1		1	1		1		
53	Cancer of the skin	M.	9																		2		6	1					
	,,	F.	7												2				1	1		2			1				
54	Cancer of the brain	M.	22					1				1	2	2	2	3		4	1		4	1	1						
	,,	F.	10		1				1					1	2			1	2	1	1								
55	Cancer of other and unspecified organs	M.	47	1		1					1	2	1	1	1	3	3	5	6	7	1	5	5	3		1			
	,,	F.	35									2	2	1	1	1		3	2	7	2	5	5	3	1				
56	Non-malignant tumours	M.	9						1				1		1			2		2			1	1					
	,,	F.	18									1	3		2	1	3	2	2	2		1		1					
	(a.) Ovary	F.	4										1					1				1		1					
	(b.) *Uterus*	F.	7									1			2		2	1		1									
	(d.) Brain and other parts of the central nervous system	M.	4										1		1			1		1									
	,,	F.	2										1			1													
	(e.) Other and unspecified organs	M.	5						1									1		1			1	1					
	,,	F.	5										1				1		2	1									
57	Tumours of undetermined nature	M.	6			1					1	1						1	1				1						
	,,	F.	2														1			1									

TABLE 24.—CAUSES OF DEATH BY SEX AND AGE, BRITISH COLUMBIA, 1943—*Continued.*

Int. List No.	CAUSES OF DEATH.		TOTAL.	AGES. Under 1 Year.	1 Year.	2 Years.	3 Years.	4 Years.	5–9 Yrs.	10–14 Yrs.	15–19 Yrs.	20–24 Yrs.	25–29 Yrs.	30–34 Yrs.	35–39 Yrs.	40–44 Yrs.	45–49 Yrs.	50–54 Yrs.	55–59 Yrs.	60–64 Yrs.	65–69 Yrs.	70–74 Yrs.	75–79 Yrs.	80–84 Yrs.	85–89 Yrs.	90–94 Yrs.	95–99 Yrs.	100 Years and over.	Not stated.
	Tumours of undetermined nature—*Continued.*																												
	(d.) Brain and other parts of the central nervous system	M.	5			1					1	1						1	1										
	"	F.	1																	1									
	(e.) Other and unspecified organs	M.	1																				1						
	"	F.	1														1												
	Class III. Rheumatism, diseases of nutrition and of the endocrine glands, other general and vitamin deficiency diseases	Total	336	38	3	1	1	4	4	5	7	8	7	6	8	9	9	19	27	33	43	46	34	18	3	2			1
	Ditto	M.	160	23	2	1	1	3		3	2	3	2	5	5	3	3	8	17	11	18	21	19	8	1				1
	"	F.	176	15	1			1	4	2	5	5	5	1	3	6	6	11	10	22	25	25	15	10	2	2			
58	Acute rheumatic fever	M.	8				1	2		2	1	1	1																
	"	F.	9					1	2	2	1	1	1										1						
	(a.) Acute rheumatic heart conditions	M.	8				1	2		2	1	1	1																
	"	F.	7					1	2	1	1	1	1																
	(b.) Others under this title	F.	2							1													1						
59	Chronic rheumatism and other rheumatic diseases	M.	6											1								2	2	1					
	"	F.	6										1				1	1					1	1		1			
60	Gout	M.	1																				1						
61	Diabetes mellitus	M.	90									2	1	2	3	1	3	4	9	7	16	19	16	6					1
	"	F.	111						2		3	3	1		2		3	8	6	16	24	21	11	9	1	1			
62	Diseases of the pituitary gland	M.	2													1				1									
	"	F.	1													1													
63	Diseases of the thyroid and parathyroid glands	M.	22							1				2	1	1		4	6	3	2			1	1				
	"	F.	32	1							1	1	1	1	1	4	2	2	4	6	1	4	2		1				
	(a.) Simple goitre	M.	1																	1									
	"	F.	2													1							1						
	(b.) Exophthalmic goitre	M.	20							1				2	1	1		3	6	2	2			1	1				
	"	F.	27								1	1	1		1	3	2	2	4	6	1	3	1		1				
	(c.) Myxœdema and cretinism	F.	3	1										1								1							
	(d.) Others under this title	M.	1															1											
64	Diseases of the thymus gland	M.	26	23	1	1		1																					
	"	F.	14	14																									
65	Diseases of the adrenal glands (Addison's disease)	M.	3								1				1				1										
66	Other general diseases	M.	1																1										
	"	F.	1										1																
	(a.) Osteomalacia	M.	1																1										
	(b.) Others under this title	F.	1										1																
69	Pellagra	F.	1													1													
70	Rickets	M.	1		1																								
	"	F.	1		1																								
	Class IV. Diseases of the blood and blood-forming organs	Total	68	3	2	1	1	1	3	3	1		3	1	6	4		4	6	9	2	6	5	5	2				
	Ditto	M.	44	2	1			1	2	2	1		2		2	3		3	5	7	1	4	3	4	1				
	"	F.	24	1	1	1	1		1	1			1	1	4	1		1	1	2	1	2	2	1	1				

72	Hæmorrhagic conditions	M.	4						1	1						1		1										
	,,	F.	2	1											1													
	(a.) Primary purpura	M.	4						1	1						1		1										
	,,	F.	1												1													
	(b.) Hæmophilia	F.	1	1																								
73	Anæmias	M.	11		1						1								1	2		2	1	3				
	,,	F.	8											1					1	1	1	1	1	1	1			
	(a.) Pernicious anæmia	M.	8																1	2		2	1	2				
	,,	F.	5																1		1	1	1		1			
	(b.) Others under this title	M.	3		1						1													1				
	,,	F.	3											1						1				1				
74	Leukæmias and aleukæmias	M.	23	2				1	1	1			2		2	1		1	2	3	1	2	2	1	1			
	,,	F.	11		1	1	1		1	1			1		2					1		1	1					
	(a.) Leukæmias	M.	22	2				1	1	1			1		2	1		1	2	3	1	2	2	1	1			
	,,	F.	11		1	1	1		1	1			1		2					1		1	1					
	(b.) Aleukæmias (Hodgkin's disease excepted)	M.	1										1															
75	Diseases of the spleen	M.	5													1		1	2	1								
	,,	F.	3												1	1		1										
76	Other diseases of the blood and blood-forming organs	M.	1																	1								
	Class V. Chronic poisoning and intoxication	Total	13												2	1	1	2	2	2	1	1		1				
	,,	M.	12												1	1	1	2	2	2	1	1		1				
	,,	F.	1												1													
77	Alcoholism	M.	9												1	1	1	2	1	1	1	1						
	,,	F.	1												1													
	(a.) Acute alcoholism	M.	4														1	2				1						
	,,	F.	1												1													
	(b.) Chronic alcoholism	M.	2												1						1							
	(c.) Others under this title	M.	3													1			1	1								
78	Lead poisoning	M.	1																					1				
	(a.) Occupational	M.	1																					1				
79	Chronic poisoning by other mineral and organic substances	M.	2																1	1								
	(b.) Non-occupational	M.	2																1	1								
	Class VI. Diseases of the nervous system and sense organs	Total	928	19	2	3	4	2	5	8	6	4	7	8	7	10	25	54	77	88	129	129	154	120	48	14	4	1
	Ditto	M.	500	15	2	1	1	1	2	7	3	3	3	3	3	7	13	30	44	53	66	70	78	66	23	3	2	1
	,,	F.	428	4		2	3	1	3	1	3	1	4	5	4	3	12	24	33	35	63	59	76	54	25	11	2	
80	Encephalitis (non-epidemic)	M.	5						1			1					1		2									
	,,	F.	1											1														
	(a.) Intracranial abscess	M.	4						1								1		2									
	,,	F.	1											1														
	(b.) Others under this title	M.	1									1																
81	Meningitis (non-meningococcal)	M.	10	4			1		1					1			1		1	1								
	,,	F.	4				1	1		1				1														
	(a.) Simple meningitis	M.	9	4			1		1								1		1	1								
	,,	F.	3					1		1				1														
	(b.) Acute cerebrospinal meningitis	M.	1											1														
	,,	F.	1				1																					
82	Diseases of the medulla and spinal cord	M.	10												1			1		1	4		2			1		
	,,	F.	13																2	1	3	2	4	1				
83	Intracranial lesions of vascular origin	M.	372	1						2					2	5	7	22	30	40	49	60	70	58	21	2	2	1
	,,	F.	346	1		1			1				1	1	4	1	9	18	24	27	52	52	68	51	23	10	2	
	(a.) Cerebral hæmorrhage or effusion	M.	140	1						2					1	2	4	13	15	16	14	25	29	12	5			1
	,,	F.	124	1		1			1				1	1	2	1	3	9	9	14	21	18	18	16	3	5		
	(b.) Cerebral embolism and thrombosis	M.	18													2	1	2	1		4	1	4	2	1			
	,,	F.	18															1	4	3	2	4	2	1		1		

TABLE 24.—CAUSES OF DEATH BY SEX AND AGE, BRITISH COLUMBIA, 1943—*Continued.*

Int. List No.	CAUSES OF DEATH.	TOTAL.	AGES. Under 1 Year.	1 Year.	2 Years.	3 Years.	4 Years.	5–9 Yrs.	10–14 Yrs.	15–19 Yrs.	20–24 Yrs.	25–29 Yrs.	30–34 Yrs.	35–39 Yrs.	40–44 Yrs.	45–49 Yrs.	50–54 Yrs.	55–59 Yrs.	60–64 Yrs.	65–69 Yrs.	70–74 Yrs.	75–79 Yrs.	80–84 Yrs.	85–89 Yrs.	90–94 Yrs.	95–99 Yrs.	100 Years and over.	Not stated.
	Intracranial lesions of vascular origin—*Continued.*																											
	(c.) Cerebral softening ... M.	2																			1		1					
	(d.) Hemiplegia and other paralysis of unspecified origin ... M.	14												1				1	2	1	5	2	1	1				
	Ditto ... F.	14												1		2		2		2	2	1	1	1		2		
	(e.) With mention of arteriosclerosis ... M.	198													1	2	7	13	22	30	28	35	42	14	2	2		
	,, ... F.	190												1		4	8	9	10	27	28	47	33	19	4			
84	Mental disorders and deficiency (general paralysis of the insane excepted) ... M.	29					1		1	2	1	2	1			2	2	7	4	2	4							
	Ditto ... F.	11				1		2			1	2	1			1		1	2									
	(a.) Schizophrenia (dementia præcox) ... M.	3														1		1			1							
	,, ... F.	1																	1									
	(b.) Others under this title ... M.	26					1		1	2	1	2	1			1	2	6	4	2	3							
	,, ... F.	10				1		2			1	2	1			1		1	1									
85	Epilepsy ... M.	12		1					4	1	1		1		1		1		1	1								
	,, ... F.	8	1							2			1					1	1	1		1						
86	Convulsions (under 5 years of age) ... M.	8	6	1	1																							
	,, ... F.	4	2		1	1																						
87	Other diseases of the nervous system ... M.	48										1			1	2	4	4	6	9	6	6	7	2				
	,, ... F.	35								1		1			2	1	4	3	4	7	4	3	2	2	1			
	(b.) Neuritis ... M.	1																					1					
	(c.) Paralysis agitans ... M.	9																	2	3		1	2	1				
	,, ... F.	12															1	1	1	4	2	2		1				
	(d.) Disseminated sclerosis ... M.	34										1				1	4	3	4	6	6	4	4	1				
	,, ... F.	19										1			2	1	2	2	2	3	1	1	2	1	1			
	(e.) Others under this title ... M.	4													1	1		1				1						
	,, ... F.	4								1							1		1		1							
88	Diseases of organs of vision ... M.	1																					1					
	,, ... F.	2																2										
89	Diseases of the ear and of the mastoid process ... M.	5	4																	1								
	,, ... F.	4														1	2				1							
	(a.) Otitis and other diseases of the ear ... M.	5	4																	1								
	,, ... F.	2															1				1							
	(b.) Diseases of the mastoid process ... F.	2														1	1											
	Class VII. Diseases of the circulatory system ... Total	3078						2	5	4	5	14	10	25	44	84	158	273	350	401	489	486	407	224	76	17	2	2
	,, ... M.	1986							2	2	2	6	4	17	31	51	106	199	257	290	323	299	232	115	40	8		2
	,, ... F.	1092						2	3	2	3	8	6	8	13	33	52	74	93	111	166	187	175	109	36	9	2	
90–95	Diseases of the heart ... M.	1854							2	2	2	5	4	16	30	48	104	190	246	266	307	276	212	99	35	8		2
	,, ... F.	1002							2	1	3	8	5	7	13	30	49	68	91	101	159	174	156	95	31	7	2	
90	Pericarditis (acute rheumatic excluded) ... M.	2							1					1														
	,, ... F.	1																			1							
	(a.) Chronic rheumatic pericarditis ... M.	1												1														
	(b.) Others under this title ... M.	1							1																			
	,, ... F.	1																			1							
91	Acute endocarditis (non-rheumatic) ... M.	15										1		1	1			4	4	2	2							
	,, ... F.	9							1		2	2			1			2	1									
	(a.) Bacterial endocarditis (acute, subacute, or unspecified) ... M.	9										1						3	3	1	1							

	Ditto F.	5									1	1						2	1									
	(b.) Other acute or subacute endocarditis M.	4																1	1	1	1							
	(c.) Endocarditis (not specified under 45 years) M.	2												1	1													
	,, F.	4						1		1	1				1													
92	Chronic affections of the valves and endocardium M.	175						1	2	1	4	2	5	5	4	13	20	20	25	30	23	15	3	1	1			
	,, F.	102						1		1	3		2	4	8	7	7	14	12	12	13	11	7					
	(a.) Specified valvular diseases (rheumatic) M.	55						1	1		3	1	3	3	2	7	7	5	6	5	7	2	1	1				
	,, F.	45						1		1	3		1	3	5	5	4	6	4	5	2	2	3					
	(b.) Other specified valvular diseases (non-rheumatic) M.	101							1	1		1	1	1	2	5	11	13	16	21	15	10	2		1			
	Ditto F.	43											1	1	3	2	1	6	5	5	8	8	3					
	(c.) Unspecified valvular lesions and endocarditis M.	19									1		1	1		1	2	2	3	4	1	3						
	,, F.	14															2	2	3	2	3	1	1					
93	Diseases of the myocardium M.	1071								1		1	5	12	22	45	93	135	138	189	177	148	72	27	5			1
	,, F.	660							1		1	5	2	6	13	29	42	45	55	104	125	121	73	29	7	2		
	(a.) Acute myocarditis M.	6													1		1	2		1			1					
	,, F.	5										1					1					1	1	1				
	(b.) Myocarditis (not specified under 45 years) M.	1											1															
	,, F.	4									1	1	1	1														
	(c.) Chronic myocarditis and myocardial degeneration (rheumatic) M.	14															2	3	1	3	1	2	2					
	Ditto F.	30										1			1	1		1	2	9	7	5	2	1				
	(d.) Chronic myocarditis (non-rheumatic) M.	861										1	3	9	15	34	68	103	104	157	152	126	60	23	5			1
	,, F.	515							1			2	1	5	8	22	33	34	45	77	102	96	57	25	5	2		
	(e.) Other myocarditis (not specified) M.	189								1			1	3	6	11	22	27	33	28	24	20	9	4				
	,, F.	106													4	6	8	10	8	18	16	19	13	2	2			
94	Diseases of the coronary arteries and angina pectoris M.	546										1	3	10	21	45	67	78	98	82	70	43	19	6	2			1
	,, F.	179											1		3	10	13	27	29	36	31	19	10					
	(a.) Diseases of the coronary arteries M.	530											3	9	20	43	64	77	96	82	68	42	19	5	1			1
	,, F.	173											1		3	10	13	26	26	36	30	19	9					
	(b.) Angina pectoris M.	16										1		1	1	2	3	1	2		2	1		1	1			
	,, F.	6																1	3		1		1					
95	Other diseases of the heart M.	45											1	2	1	1	6	9	3	4	6	6	5	1				
	,, F.	51									2		2	2	6	3	4	4	5	6	5	5	5	2				
	(a.) Functional diseases of the heart (no organic lesion) M.	12												1	1		2	1			2	4	1					
	Ditto F.	8											1							1	4	1		1				
	(b.) Other diseases of the heart (rheumatic) M.	2																1					1					
	,, F.	14											1	1	4	2	2	2				2						
	(c.) Other diseases of the heart (non-rheumatic) M.	31											1	1		1	4	7	3	4	4	2	3	1				
	,, F.	29									2			1	2	1	2	2	5	5	1	2	5	1				
96	Aneurism (heart and aorta excepted) M.	17														1	3	2	6	1	2	1	1					
	,, F.	11							1			1				2	1		3	1	2							
97	Arteriosclerosis (coronary or renal sclerosis or cerebral hæmorrhage excepted) M.	83															2	6	12	10	18	16	15	4				
	Ditto F.	58													1		3		4	4	10	16	13	5	2			
98	Gangrene M.	5															1		1		2	1						
	,, F.	1																		1								
99	Other diseases of the arteries M.	18									1		1	1	2		2	3	4	2	1	1						
	,, F.	9											1		1		1	1	2	1		2						
100	Diseases of the veins M.	6													1	1	1		1	2								
	,, F.	3														1		1	1									
101	Diseases of the lymphatic system F.	2					1														1							
102	High blood-pressure (idiopathic) M.	2																				1		1				
	,, F.	4													1		1					1	1					
103	Other diseases of the circulatory system M.	1																		1								
	,, F.	2					1	1																				
	Class VIII. Diseases of the respiratory system Total	557	93	19	8	2	3	8	1	5	8	4	5	12	15	23	31	36	40	42	54	60	46	25	13	2	1	1
	,, M.	348	53	12	6			4	1	2	4	1	2	11	8	16	23	27	26	31	35	37	29	11	8	1		
	,, F.	209	40	7	2	2	3	4		3	4	3	3	1	7	7	8	9	14	11	19	23	17	14	5	1	1	1

TABLE 24.—CAUSES OF DEATH BY SEX AND AGE, BRITISH COLUMBIA, 1943—*Continued.*

Int. List No.	CAUSES OF DEATH.		TOTAL.	AGES. Under 1 Year.	1 Year.	2 Years.	3 Years.	4 Years.	5–9 Yrs.	10–14 Yrs.	15–19 Yrs.	20–24 Yrs.	25–29 Yrs.	30–34 Yrs.	35–39 Yrs.	40–44 Yrs.	45–49 Yrs.	50–54 Yrs.	55–59 Yrs.	60–64 Yrs.	65–69 Yrs.	70–74 Yrs.	75–79 Yrs.	80–84 Yrs.	85–89 Yrs.	90–94 Yrs.	95–99 Yrs.	100 Years and over.	Not stated.
104	Diseases of the nasal fossæ and accessory sinuses	M.	3									1			1	1													
	"	F.	4	1			1									1					1								
105	Diseases of the larynx	M.	2	1																				1					
	"	F.	1	1																									
106	Bronchitis	M.	19	3											3		2	1	2	1	1	4	1	1					
	"	F.	12	3	2						1			1		1		1		1		2							
	(a.) Acute	M.	5	1											1				1				1	1					
	"	F.	5	3	1																	1							
	(b.) Chronic	M.	11												1		2	1	1	1	1	4							
	"	F.	4											1		1		1		1									
	(c.) Unspecified	M.	3	2											1														
	"	F.	3		1						1											1							
107	Bronchopneumonia	M.	128	21	7	4			2	1	2	2		1	3		3	4	5	10	10	11	19	14	5	4			
	"	F.	87	18	2				3		1	1	1			2	4	1	2	5	4	8	13	7	10	3	1		1
108	Lobar pneumonia	M.	106	7	3				1			1	1	1	2	3	5	11	15	8	12	13	9	10	4				
	"	F.	48	5				3	1		1	1	1			1	2	3	3	5	3	6	5	5	3				
109	Pneumonia (unspecified)	M.	56	21	2	2			1							1	2	2		3	4	5	5	2	1	4	1		
	"	F.	32	12	3	2	1					1				1	1	1		1	2	2	2	2				1	
110	Pleurisy	M.	4													1	1				1	1							
	"	F.	3											1	1									1					
	(a.) Empyema	M.	3													1	1				1								
	"	F.	1											1															
	(b.) Others under this title	M.	1																			1							
	"	F.	2												1									1					
111	Hæmorrhagic infarction, congestion, œdema, and thrombosis of the lungs	M.	9												2		1	1		2			1	1	1				
	Ditto	F.	9													1			1	1			1	2	1	2			
	(a.) Hæmorrhagic infarction and thrombosis of the lungs	M.	5												2		1	1		1									
	Ditto	F.	2													1			1										
	(b.) Others under this title	M.	4																	1			1	1	1				
	"	F.	7																	1			1	2	1	2			
112	Asthma	M.	11													1		2	3	1	2	1	1						
	"	F.	10									1	1	1				2	2	1	1	1							
113	Pulmonary emphysema	M.	1																		1								
	"	F.	1																1										
114	Other diseases of the respiratory system (tuberculosis excepted)	M.	9													1	2	2	2	1			1						
	Ditto	F.	2																				2						
	(a.) Silicosis	M.	8													1	1	2	2	1			1						
	(c.) Gangrene of lung	F.	1																				1						
	(d.) Others under this title	M.	1														1												
	"	F.	1																				1						
	Class IX. Diseases of the digestive system	Total	419	27	7	4	1	4	2	5	8	10	5	7	18	11	19	30	47	60	50	40	34	22	7		1		
	"	M.	268	16	2	4	1	3		4	5	6		4	11	5	12	19	34	44	36	27	24	8	3				
	"	F.	151	11	5			1	2	1	3	4	5	3	7	6	7	11	13	16	14	13	10	14	4		1		
115	Diseases of the buccal cavity and annexa, and of the pharynx and tonsils	M.	8		1			1		2		2		1	1														

	Ditto F.	6						1	1			3		1														
	(a.) Diseases of the teeth and gums M.	1									1																	
	" F.	2										2																
	(b.) " Septic sore throat M.	1				1																						
	" F.	3					1					1		1														
	(c.) " Diseases of the pharynx and tonsils M.	6		1					2		1		1	1														
	" F.	1							1																			
116	Diseases of the œsophagus M.	5																1			3	1						
117	Ulcer of the stomach or duodenum M.	89									2			3	2	6	7	13	21	18	9	6	1	1				
	" F.	16													3		2		3	1	1	1	4	1				
	(a.) " Stomach M.	49												3	1	2	3	8	16	7	4	4		1				
	" F.	8													1		1		1				4	1				
	(b.) " Duodenum M.	40									2				1	4	4	5	5	11	5	2	1					
	" F.	8													2		1		2	1	1	1						
118	Other diseases of the stomach M.	4			1													1		1	1							
	" F.	5		1											1			1					1	1				
119	Diarrhœa and enteritis (under 2 years of age) M.	17	16	1																								
	" F.	14	11	3																								
	(a.) " Diarrhœa and enteritis M.	17	16	1																								
	" F.	13	10	3																								
	(b.) " Ulceration of the intestines F.	1	1																									
120	Diarrhœa and enteritis (2 years of age and over) M.	8			1	1	1		1		1					1	1			1								
	" F.	10								2	2	1	1			1	1			1			1					
	(a.) " Diarrhœa and enteritis M.	6			1	1	1		1		1						1											
	" F.	1																					1					
	(b.) " Ulceration of the intestines M.	2														1				1								
	" F.	9								2	2	1	1			1	1			1								
121	Appendicitis M.	31					1		1	2	1		2	5	2	1	3	7		1	3	2						
	" F.	11								1	1		1	1		1	1	2	2				1					
122	Hernia, intestinal obstruction M.	52												2	1	1	4	7	8	5	8	11	3	2				
	" F.	39						1				1		4	2	1		1	8	6	2	6	5	1		1		
	(a.) " Hernia M.	33												1		1	3	3	7	5	5	5	1	2				
	" F.	14												1	1	1			3	3	2	1	2					
	(b.) " Intestinal obstruction M.	19												1	1		1	4	1		3	6	2					
	" F.	25						1				1		3	1			1	5	3		5	3	1		1		
123	Other diseases of the intestines M.	2			1					1																		
	" F.	5															1	3					1					
124	Cirrhosis of the liver M.	33								2			1			1	4	3	8	8	1	2	3					
	" F.	13														1	3			3	4	2						
	(a.) " With mention of alcoholism M.	2														1				1								
	" F.	1															1											
	(b.) " Without mention of alcoholism M.	31								2			1				4	3	8	7	1	2	3					
	" F.	12														1	2			3	4	2						
125	Other diseases of the liver M.	5														1		1	2	1								
	" F.	2		1															1									
	(a.) " Acute yellow atrophy M.	1																1										
	(b.) Others under this title M.	4														1			2	1								
	" F.	2		1															1									
126	Biliary calculi M.	6														1			2	1	1	1						
	" F.	15									1		1	1		3	1	3			3	1		1				
127	Other diseases of the gall-bladder and bile-ducts M.	5																	3		1	1						
	" F.	10															2	1	2	3	2							
128	Diseases of the pancreas M.	1																1										
	" F.	2																			1		1					
129	Peritonitis without stated cause M.	2			1																		1					
	" F.	3				1												2										
	Class X. Diseases of the urinary and genital systems Total	578	1	1		2	1	3	1	6	2	9	12	12	11	16	24	43	68	76	78	87	73	35	16	1		
	" M.	395				1		3	1	3	1	5	7	8	2	9	16	31	46	58	53	64	51	23	13			
	" F.	183	1	1		1	1			3	1	4	5	4	9	7	8	12	22	18	25	23	22	12	3	1		

TABLE 24.—CAUSES OF DEATH BY SEX AND AGE, BRITISH COLUMBIA, 1943—*Continued.*

Int. List No.	CAUSES OF DEATH.		TOTAL.	AGES. Under 1 Year.	1 Year.	2 Years.	3 Years.	4 Years.	5–9 Yrs.	10–14 Yrs.	15–19 Yrs.	20–24 Yrs.	25–29 Yrs.	30–34 Yrs.	35–39 Yrs.	40–44 Yrs.	45–49 Yrs.	50–54 Yrs.	55–59 Yrs.	60–64 Yrs.	65–69 Yrs.	70–74 Yrs.	75–79 Yrs.	80–84 Yrs.	85–89 Yrs.	90–94 Yrs.	95–99 Yrs.	100 Years and over.	Not stated.
130	Acute nephritis	M.	8						2		1		3		1							1							
	,,	F.	4	1			1						1									1							
131	Chronic nephritis	M.	259						1	1	2	1	2	5	6	2	3	13	26	34	40	32	35	35	16	5			
	,,	F.	153		1						3		1	4	4	6	4	5	10	18	15	22	22	22	12	3	1		
132	Nephritis unspecified (over 10 years of age)	M.	10											1			2	1	1	1	1	1	2						
	,,	F.	4															1		2	1								
133	Other diseases of the kidneys and ureters	M.	11														2	1	1	2	1	1	2	1					
	,,	F.	7					1				1				1	2		1			1							
134	Calculi of the urinary passages	M.	15											1	1			1	1	2	3	1	3	1		1			
	,,	F.	5													1		1		1	1	1							
135	Diseases of the urinary bladder	M.	2																		1		1						
	,,	F.	1																				1						
136	Diseases of the urethra, urinary abscess, etc.	M.	4														1					1	1	1					
	(a.) Stricture of the urethra	M.	3														1						1	1					
	(b.) Others under this title	M.	1																			1							
137	Diseases of the prostate	M.	85														1		2	7	12	16	20	13	7	7			
138	Diseases of the male genital organs (non-venereal)	M.	1				1																						
139	Diseases of the female genital organs (non-venereal)	F.	9										2	1		1	1	1	1	1	1								
	(a.) Ovaries, Fallopian tubes, and parametria	F.	3											1			1			1									
	(b.) Uterus	F.	5										1			1		1	1		1								
	(c.) Others under this title	F.	1										1																
	Class XI. Diseases of pregnancy, childbirth, and the puerperal state	Total	47							1	4	10	8	9	5	7	2	1											
140	Abortion with mention of infection	F.	7							1		2	1	2	1														
	(a.) Spontaneous, therapeutic, or unspecified	F.	3							1		1		1															
	(b.) Self-induced	F.	4									1	1	1	1														
141	Abortion without mention of infection	F.	4									1	1	1		1													
	(a.) Spontaneous, therapeutic, or unspecified	F.	3										1	1		1													
	(c.) Non-therapeutic	F.	1									1																	
142	Ectopic gestation	F.	3								1			1	1														
	(b.) Without mention of infection	F.	3								1			1	1														
145	Other diseases and accidents of pregnancy—death prior to delivery	F.	2											1			1												
146	Hæmorrhage of childbirth and the puerperium	F.	16								3	2	2	3	2	3	1												
	(a.) Placenta prævia	F.	3											2	1														
	(b.) Premature separation of placenta	F.	1													1													
	(c.) Others under this title	F.	12								3	2	2	1	1	2	1												
147	Infection during childbirth and the puerperium	F.	6									4		1		1													
148	Puerperal toxæmias—following delivery	F.	5										3		1	1													
	(a.) Puerperal eclampsia	F.	2										2																
	(b.) Puerperal albuminuria and nephritis	F.	2										1			1													
	(c.) Acute yellow atrophy of liver	F.	1												1														
149	Other accidents of childbirth	F.	2									1	1																
	(a.) Laceration, rupture, or other trauma of pelvic organs and tissues	F.	1									1																	
	(b.) Other conditions of childbirth	F.	1										1																
150	Other and unspecified conditions of childbirth and the puerperal state	F.	2													1		1											
	(c.) Others under this title	F.	2													1		1											

	Class XII. Diseases of the skin and cellular tissue	Total	16	6								1			1		1	1	2	2			2					
	"	M.	14	5								1					1	1	2	2			2					
	"	F.	2	1											1													
151	Carbuncle and furuncle	M.	3																2				1					
152	Phlegmon and acute abscesses	M.	7	2								1					1	1		2								
	"	F.	1	1																								
153	Other diseases of the skin and cellular tissue	M.	4	3																			1					
	"	F.	1												1													
	Class XIII. Diseases of the bones and organs of movement	Total	15						1		1						1		1	2	4	2	1	2				
	Ditto	M.	10						1		1								1	2	3		1	1				
	"	F.	5														1				1	2		1				
154	Osteomyelitis and periostitis	M.	4						1												3							
	"	F.	1																		1							
155	Other diseases of the bones (tuberculosis excepted)	M.	2																				1	1				
	"	F.	1																					1				
156	Diseases of the joints and other organs of movement	M.	4								1								1	2								
	"	F.	3														1					2						
	(a.) Diseases of the joints (tuberculosis and rheumatism excepted)	M.	2																1	1								
	Ditto	F.	1																			1						
	(b.) Others under this title	M.	2								1									1								
	"	F.	2														1					1						
	Class XIV. Congenital malformations	Total	114	96	4			1	2	2	5		1		1	2												
	"	M.	50	39	2			1	1	2	1		1		1	2												
	"	F.	64	57	2				1		4																	
157	Congenital malformations	M.	50	39	2			1	1	2	1		1		1	2												
	"	F.	64	57	2				1		4																	
	(a.) Congenital hydrocephalus	M.	4	1	1			1					1															
	"	F.	14	14																								
	(b.) Spina bifida and meningocele	M.	4	4																								
	"	F.	3	3																								
	(c.) Anencephalus	M.	1	1																								
	"	F.	2	2																								
	(d.) Congenital malformations of the heart	M.	19	16					1	1	1																	
	"	F.	21	15	1				1		4																	
	(e.) Others under this title	M.	22	17	1					1					1	2												
	"	F.	24	23	1																							
	Class XV. Diseases peculiar to the first year of life	Total	342	342																								
	"	M.	197	197																								
	"	F.	145	145																								
158	Congenital debility	M.	10	10																								
	"	F.	3	3																								
159	Premature birth	M.	119	119																								
	"	F.	99	99																								
160	Injury at birth	M.	42	42																								
	"	F.	27	27																								
	(a.) Intracranial or spinal hæmorrhage	M.	25	25																								
	"	F.	10	10																								
	(b.) Other intracranial or spinal injuries	M.	3	3																								
	"	F.	4	4																								
	(c.) Others under this title	M.	14	14																								
	"	F.	13	13																								

TABLE 24.—CAUSES OF DEATH BY SEX AND AGE, BRITISH COLUMBIA, 1943—*Continued.*

Int. List No.	CAUSES OF DEATH.		TOTAL.	AGES. Under 1 Year.	1 Year.	2 Years.	3 Years.	4 Years.	5–9 Yrs.	10–14 Yrs.	15–19 Yrs.	20–24 Yrs.	25–29 Yrs.	30–34 Yrs.	35–39 Yrs.	40–44 Yrs.	45–49 Yrs.	50–54 Yrs.	55–59 Yrs.	60–64 Yrs.	65–69 Yrs.	70–74 Yrs.	75–79 Yrs.	80–84 Yrs.	85–89 Yrs.	90–94 Yrs.	95–99 Yrs.	100 Years and over.	Not stated.
161	Other diseases peculiar to the first year of life	M.	26	26																									
	"	F.	16	16																									
	(a.) Asphyxia (unspecified), atelectasis	M.	12	12																									
	"	F.	11	11																									
	(b.) Infection of the umbilicus, pemphigus, and other infections	M.	1	1																									
	Ditto	F.	1	1																									
	(c.) Other specified diseases peculiar to the first year of life	M.	13	13																									
	Ditto	F.	4	4																									
	Class XVI. Senility	Total	192																		4	29	53	50	40	11	5		
	"	M.	111																		2	21	32	30	18	6	2		
	"	F.	81																		2	8	21	20	22	5	3		
162	Senility	M.	111																		2	21	32	30	18	6	2		
		F.	81																		2	8	21	20	22	5	3		
	(a.) With dementia	M.	63																		1	17	18	16	10	1			
		F.	47																		1	6	12	10	16	1	1		
	(b.) Without dementia	M.	48																		1	4	14	14	8	5	2		
	"	F.	34																		1	2	9	10	6	4	2		
	Class XVII. Violent or accidental deaths	Total	919	23	13	13	6	2	20	16	52	89	57	56	60	51	56	58	56	65	54	34	43	52	31	6	1	1	4
	"	M.	725	10	9	10	4	1	12	10	48	81	53	49	52	48	42	50	51	51	40	24	26	33	13	2	1	1	4
	"	F.	194	13	4	3	2	1	8	6	4	8	4	7	8	3	14	8	5	14	14	10	17	19	18	4			
163,	Suicides	M.	58							1	1	1	3	7	3	4	6	7	7	4	6	1	3	4					
164	"	F.	25									1	1	2	4	1	6	3	2	2	2	1							
163	Suicide by poisoning	M.	10										1	2			1	2	2				1	1					
	"	F.	8										1				3		1	1	2								
	(a.) By corrosive substances, solid and liquid poisonings	M.	6										1	1				1	1				1	1					
	Ditto	F.	2										1				1												
	(b.) By poisonous gas	M.	4											1			1	1	1										
	"	F.	6														2		1	1	2								
164	Suicide by other means	M.	48							1	1	1	2	5	3	4	5	5	5	4	6	1	2	3					
	"	F.	17									1		2	4	1	3	3	1	1		1							
	(a.) By hanging or strangulation	M.	21								1		2	3	2	2	1		3		5		1	1					
	"	F.	7												2	1	2	1	1										
	(b.) By drowning	M.	1													1													
	"	F.	5											1	1			2		1									
	(c.) By firearms or explosives	M.	19							1		1		2		1	4	4	1	3	1	1							
	"	F.	3									1			1		1												
	(d.) By cutting or piercing instruments	M.	4												1			1					1	1					
	"	F.	2											1								1							
	(f.) By crushing	M.	2																1	1									
	(g.) By other or unspecified means	M.	1																					1					
166–	Homicides	M.	9						1		1		1	1			1		2		1					1			
168	"	F.	6								1			1	2		2												

166	Homicide by firearms	M.	3						1		1		1															
	,,	F.	2												1		1											
167	Homicide by cutting or piercing instruments	M.	2											1					1									
	,,	F.	2								1			1														
168	Homicide by other or unspecified means	M.	4														1		1		1				1			
	,,	F.	2												1		1											
169–195	Accidental deaths	M.	657	10	9	10	4	1	11	9	46	80	48	41	49	44	35	43	42	47	33	23	23	29	13	1	1	1	4
	,,	F.	163	13	4	3	2	1	8	6	3	7	3	4	2	2	6	5	3	12	12	9	17	19	18	4			
169	Railway accidents (excluding motor-vehicles)	M.	19			1					1	1		3	3	1	3	2	2	1		1							
	,,	F.	2									1								1									
170	Motor-vehicle accidents	M.	131			2		1	5	1	3	19	14	10	10	6	5	8	10	12	11	4	5	3	2				
	,,	F.	24	1		2			4	2	1	3	1		1	1	3		1	1	1		2						
	(a.) Collisions with trains	M.	4										1		1			1			1								
	,,	F.	1														1												
	(b.) Collisions with street-cars	M.	7								1		1	1	1	1		1					1						
	(c.) Automobile accidents (excluding trains or street-cars)	M.	115			2		1	5	1	2	17	12	6	8	5	5	6	10	12	10	4	4	3	2				
	Ditto	F.	22	1		2			4	2	1	2	1		1	1	2		1	1	1		2						
	(d.) Motor-cycle accidents (excluding automobiles)	M.	5									2		3															
	,,	F.	1									1																	
171	Street-car and other road transport accidents	M.	13							1						1	1	3	2	1	1		1	2					
	,,	F.	4							1								1				1		1					
	(a.) Street-car accidents (excluding trains and motor-vehicles)	M.	9													1	1	1	2		1		1	2					
	Ditto	F.	3															1				1		1					
	(b.) Others under this title	M.	4							1								2		1									
	,,	F.	1							1																			
172	Water transport accidents	M.	35						1	1	5	7	2	3	1	1	3	2	3	1	2								3
	,,	F.	1													1													
173	Air transport accidents	M.	57								6	27	13	4	3	4													
	,,	F.	3									1	1	1															
174	Accidents in mines and quarries	M.	21								1	2	1		6	1	1	3	3	2	1								
175	Agricultural and forestry accidents	M.	64								7	7	5	4	6	8	7	9		3	3	3	2						
	(a.) Accidents involving agricultural machinery and vehicles	M.	4													1		1				2							
	(b.) Injury by animals, in agriculture	M.	5											1			1			1		1	1						
	(c.) Other agricultural accidents	M.	2										1										1						
	(d.) Accidents involving forestry machinery and vehicles	M.	5									1			3	1													
	(e.) Other forestry accidents	M.	48								7	6	4	3	3	6	6	8		2	3								
176	Other accidents involving machinery	M.	17								1	2		2	3		2	3	2	1				1					
177	Food poisoning	M.	1																		1								
	,,	F.	1	1																									
178	Accidental absorption of poisonous gas	M.	19									1	2		2	1	4	2	2	1	1		1	1	1				
	,,	F.	2														1	1											
	(a.) Coal- and illuminating-gas	M.	10									1			1		3	1	2				1		1				
	,,	F.	1														1												
	(b.) Motor-vehicle exhaust gas	M.	3										1		1	1													
	(c.) Other carbon-monoxide gas	M.	6										1				1	1		1	1			1					
	,,	F.	1															1											
179	Acute accidental poisoning by solids or liquids	M.	8		2						1			1	1	3													
	,,	F.	5		1		2	1					1																
180	Conflagration	M.	10		1											3		1	2	1			1	1					
	,,	F.	6	1					1					2						1			1						
181	Accidental burns (conflagration excepted)	M.	13		1		1				2		1						1	1	2	2	1	1					
	,,	F.	4	1	1									1						1									
182	Accidental mechanical suffocation	M.	7	4							1					1				1									
	,,	F.	4	3																	1								
183	Accidental drowning	M.	72		3	6	3		4	3	6	7	3	5	3	2	1	4	4	9	2	5		2					
	,,	F.	14		2	1			3	1	2				1					3			1						

TABLE 24.—CAUSES OF DEATH BY SEX AND AGE, BRITISH COLUMBIA, 1943—*Continued.*

Int. List No.	CAUSES OF DEATH.		TOTAL.	AGES. Under 1 Year.	1 Year.	2 Years.	3 Years.	4 Years.	5–9 Yrs.	10–14 Yrs.	15–19 Yrs.	20–24 Yrs.	25–29 Yrs.	30–34 Yrs.	35–39 Yrs.	40–44 Yrs.	45–49 Yrs.	50–54 Yrs.	55–59 Yrs.	60–64 Yrs.	65–69 Yrs.	70–74 Yrs.	75–79 Yrs.	80–84 Yrs.	85–89 Yrs.	90–94 Yrs.	95–99 Yrs.	100 Years and over.	Not stated.
	Accidental deaths—*Continued.*																												
184	Accidental injury by firearms	M.	12							1	2	1	2	2	3						1								
185	Accidental injury by cutting or piercing instruments	M.	4		1										1							1		1					
186	Accidental injury by fall or crushing	M.	104	2					1	2	4	5	2	6	3	8	4	2	9	12	8	5	9	11	8	1	1	1	
	,,	F.	73							1		1					1	3	2	4	4	7	13	17	17	3			
	(a.) Accidental injury by fall	M.	81	1						2	3	2	2	2	3	4	3	2	7	9	7	5	8	11	8		1	1	
	,,	F.	72							1							1	3	2	4	4	7	13	17	17	3			
	(b.) Accidental injury by crushing	M.	23	1					1		1	3		4		4	1		2	3	1		1			1			
	,,	F.	1									1																	
188	Injury by animals	M.	2																1				1						
189	Hunger or thirst	F.	1																	1									
190	Excessive cold	M.	8								1			1								1		4	1				
	,,	F.	1																		1								
191	Excessive heat	M.	1		1																								
	,,	F.	2	1																		1							
193	Accidents due to electric currents	M.	3										1			1	1												
	,,	F.	1							1																			
195	Other accidents	M.	36	4		1					5	1	2		4	3	3	4	1	1		1	2	2	1				1
	,,	F.	15	5								1					1				5			1	1	1			
	(c.) Lack of care of the new-born	M.	1	1																									
	(d.) Obstruction, suffocation, or puncture by ingested objects	M.	7	3												1	1	1	1										
	Ditto	F.	7	5								1					1												
	(e.) Other and unspecified objects	M.	28			1					5	1	2		4	2	2	3		1		1	2	2	1				1
	,,	F.	8																		5			1	1	1			
196–198	Operations of war and legal executions	M.	1										1																
198	Legal executions	M.	1										1																
	Class XVIII. Ill-defined and unknown causes of death	Total	45	11	2	1	1				1	1		2	2	2	1	2	5	6	3	2	1	1			1		
	,,	M.	27	7			1				1				1		1	1	3	5	3	1	1	1			1		
	,,	F.	18	4	2	1						1		2	1	2		1	2	1		1							
200	Ill-defined and unknown causes	M.	27	7			1				1				1		1	1	3	5	3	1	1	1			1		
	,,	F.	18	4	2	1						1		2	1	2		1	2	1		1							
	(a.) Ill-defined	M.	17	4													1	1	3	3	2		1	1			1		
	,,	F.	8	1	1									1	1	1		1	2										
	(c.) Unknown or unspecified cause	M.	10	3			1				1				1					2	1	1							
	,,	F.	10	3	1	1						1		1		1				1		1							

CLASSIFICATION OF ACCIDENTAL DEATHS ACCORDING TO THE NATURE OF INJURY.

(These accidental deaths are classified above according to circumstances involving the accident, under rubrics 169 to 176, 178, 180, 181, 182, 183, 185, 186, 187, and 193.)

	Accidental absorption of poisonous gas	M.	24								1	1	2		2	1	4	3	4	1	1		2	1	1				
	,,	F.	2														1	1											

Accidental burns	M.	27		2		1				4	3	1		1	3		1	2	2	2	2	1	2				
,,	F.	10	2	1			1						3						2			1					
Accidental mechanical suffocation	M.	11	4						1	1				1	1		1		2								
,,	F.	4	3																	1							
Accidental drowning	M.	106		3	6	3		5	4	14	16	6	8	3	2	4	6	6	10	3	5		2				
,,	F.	15		2	1			3	1	2				2					3			1					
Accidental injury by cutting or piercing instruments	M.	5		1										1							1		2				
Accidental injury by fall	M.	104	1						3	3	2	3	5	5	5	4	7	7	10	11	7	10	11	8		1	1
,,	F.	74							2		1					1	3	2	4	4	7	13	17	17	3		
Accidental injury by crushing	M.	302	1		3		1	6	1	14	52	31	24	28	25	18	21	21	21	14	6	7	5	2	1		
,,	F.	30	1		2			4	2	1	5	2	1		1	3	1	1	2	1	1	1	1				
Accidents due to electric currents	M.	4									1	1			1	1											
,,	F.	1							1																		

TABLE 25.—CAUSES OF DEATH FOR EACH SEX BY CONJUGAL CONDITION, NATIVITY, AND MONTH OF DEATH, BRITISH COLUMBIA, 1943.

Int. List No.	CAUSES OF DEATH.	TOTAL.	CONJUGAL CONDITION.													NATIVITY.					MONTHS.											
			Under 15 Yrs.	Single.					Married.					Widowed.	Not stated.	Canada.	British.	Foreign.		Not stated.	January.	February.	March.	April.	May.	June.	July.	August.	September.	October.	November.	December.
				15–24 Yrs.	25–44 Yrs.	45–64 Yrs.	65 Yrs. and over.	Age not stated.	15–24 Yrs.	25–44 Yrs.	45–64 Yrs.	65 Yrs. and over.	Age not stated.					United States.	Other.													
	Deaths, all causes ..... Total	10012	1088	312	294	461	728	2	65	556	1842	2187	1	2375	101	4337	3570	599	1388	118	982	811	988	826	815	788	709	755	689	751	828	1070
	,, ... M.	6177	605	219	224	386	577	1	19	292	1201	1578	1	977	97	2537	2135	370	1032	103	614	505	595	506	495	496	428	450	445	474	499	667
	,, ... F.	3835	483	93	70	75	151	1	46	264	641	609		1398	4	1800	1435	229	356	15	368	306	390	320	320	292	281	305	244	277	329	403
	Class I. Infectious and parasitic diseases ..... Total	1020	199	98	94	70	38		29	130	144	85		126	7	625	209	35	143	8	83	75	118	86	94	76	72	80	70	60	82	124
	Ditto ..... M.	613	102	54	61	64	35		5	63	104	60		59	6	333	137	21	117	5	45	37	73	55	57	51	43	47	41	38	49	77
	,, ... F.	407	97	44	33	6	3		24	67	40	25		67	1	292	72	14	26	3	38	38	45	31	37	25	29	33	29	22	33	47
1	Typhoid fever ..... F.	3	1							1		1				2			1								1				1	1
6	Cerebrospinal meningitis ..... M.	7	3	1	1					1	1					6	1				2				1		1			1		2
	,, ... F.	3									2			1			2	1				1	2									
8	Scarlet fever ..... M.	2	1		1											1		1								1						1
9	Whooping-cough ..... M.	9	9													9					1	1			2	1	2				1	1
	,, ... F.	7	7													7					1		1		1	1	1	1	1			
10	Diphtheria ..... M.	4	3							1						3			1		2		1	1								
	,, ... F.	1								1							1														1	
11	Erysipelas ..... M.	2	1			1										1		1						1				1				
	,, ... F.	1										1				1											1					
12	Tetanus ..... M.	1	1													1							1									
13–22	Tuberculosis ..... M.	370	42	43	51	49	15		4	48	57	22		34	5	198	71	12	86	3	28	24	36	32	32	34	33	36	34	22	29	30
	,, ... F.	243	50	39	28	2	1		20	54	17	7		24	1	189	30	7	15	2	25	24	16	18	20	19	18	23	23	15	26	16
13	Tuberculosis of the respiratory system ..... M.	330	27	37	46	45	14		4	47	54	20		31	5	172	65	11	81	1	23	23	30	30	28	30	29	32	31	22	27	25
	Ditto ..... F.	207	29	37	25	1	1		19	52	13	7		22	1	156	30	6	14	1	23	17	12	15	18	15	16	20	20	14	24	13
	(a.) With mention of occupational diseases of lungs ..... M.	26			1	8	1			2	7	2		5		5	6	1	14		1	2	5		2	1	2	3	1	3	4	2
	(b.) Without mention of occupational diseases of lungs ..... M.	269	15	33	38	33	12		3	42	45	18		25	5	140	56	9	63	1	20	20	23	27	22	24	22	26	28	18	18	21
	Ditto ..... F.	179	22	31	23	1	1		18	47	10	6		19	1	133	26	6	13	1	20	14	7	12	15	13	16	19	17	13	23	10
	(c.) Unspecified site ..... M.	25	12	4	3				1	2	2			1		23	1		1		2	1		2	4	4	4	2	1	1	3	1
	,, ... F.	23	7	6	1				1	4	1			3		23					3	3	3	3	1	2		1	2	1	1	3
	(d.) With mention of dementia præcox ..... M.	10			4	4	1			1						4	2	1	3				2	1		1	1	1	1		2	1
	Ditto ..... F.	5			1					1	2	1					4		1				2		2				1			
14	Tuberculosis of the meninges and central nervous system ..... M.	12	9	2	1											11	1				1		2	2	1	2	1	1	1			1
	Ditto ..... F.	24	17	2	1	1				2	1					24					1	6	3	1	2	3	1	3	2	1	1	
15	Tuberculosis of the intestines and peritoneum ..... M.	5	1	1	2									1		3	2				1				1			1	2			
	Ditto ..... F.	3			1				1		1					2			1				1									2
16	Tuberculosis of the vertebral column ..... M.	9	4	1	1	1					1			1		7	1		1		1		3				3				1	1
	Ditto ..... F.	2	1		1											2													1			1

17	Tuberculosis of other bones and joints M.	1												1		1									1							
	Ditto F.	2	1											1		1		1			1					1						
	(a.) Bones F.	1												1				1								1						
	(b.) Joints M.	1												1		1									1							
	,, F.	1	1													1					1											
19	Tuberculosis of the lymphatic system (bronchial, mesenteric, mediastinal, and retroperitoneal glands excepted) M.	3	1								1	1				1			2			1			1						1
	Ditto F.	2	1								1					2								1		1						
20	Tuberculosis of the genito-urinary system M.	4				2					1	1				1	1		1	1	2		1									1
	Ditto F.	1									1					1								1								
21	Tuberculosis of other organs M.	1								1							1											1				
22	Disseminated tuberculosis M.	5		2	1	1	1									2		1	1	1					1	1		1			1	1
	,, F.	2	1											1		1				1		1									1	
	(a.) Acute generalized miliary M.	5		2	1	1	1									2		1	1	1					1	1		1			1	1
	,, F.	1	1													1						1										
	(b.) Other and unspecified generalized F.	1												1						1											1	
23	Leprosy M.	2										2							2				1							1		
24	Purulent infection and septicæmia M.	1	1													1												1				
	,, F.	2	1				1									1	1								1					1		
25	Gonococcus infection M.	4	1	1						1		1				4									1		1				1	1
27	Dysentery M.	10	9											1		9	1									1		7		2		
	,, F.	6	6													6					1							3			2	
28	Malaria M.	1										1					1														1	
30	Syphilis M.	68	1	1	2	12	8			2	24	9		8	1	20	29	3	16		7	7	8	7	7	5	4	2	1	6	10	4
	,, F.	26	2		1	3			1	3	5	2		9		10	10	3	3			4	4	2	3		2	2	3	2		4
	(a.) Locomotor ataxia (tabes dorsalis) M.	5									3	2				3	2					1		1			2					1
	Ditto F.	3									1			2		2	1					1	1	1								
	(b.) General paralysis of the insane M.	20			1	6				2	6	2		2	1	4	7	1	8			2	3	4	2	1	1	1		2	3	1
	Ditto F.	6								1	2			3		1	4	1				1	1		1			1		1		1
	(c.) Other syphilis of the central nervous system M.	6			1	1					1			3		3	2		1			3									2	1
	Ditto F.	4				1				2				1		2			2			1	1					1	1			
	(d.) Others under this title M.	37	1	1		5	8				14	5		3		10	18	2	7		7	1	5	2	5	4	1	1	1	4	5	1
	,, F.	13	2		1	2			1		2	2		3		5	5	2	1			1	1	1	2		2		2	1		3
32	Other diseases due to spirochætes M.	1										1					1														1	
33	Influenza M.	103	21	5	4	2	12		1	8	16	20		14		59	30	2	10	2	4	4	23	10	8	8	1		1	3	6	35
	,, F.	86	17	3	1	1			3	5	15	11		30		55	21	3	6	1	7	8	18	11	6	3	1	1		3	2	26
	(a.) With respiratory complications M.	78	14	3	3	2	10		1	3	15	17		10		38	26	2	10	2	4	4	15	5	5	5			1	2	6	31
	Ditto F.	56	10		1					4	11	7		23		33	16	2	4	1	5	3	13	7	3	1	1			1	2	20
	(b.) Without respiratory complications M.	25	7	2	1		2			5	1	3		4		21	4						8	5	3	3	1			1		4
	Ditto F.	30	7	3		1			3	1	4	4		7		22	5	1	2		2	5	5	4	3	2		1		2		6
35	Measles M.	10	7	2								1				10								3	2		1		3			1
	,, F.	12	10	1										1		12						1	2		4	2	2	1				
36	Acute poliomyelitis and polioencephalitis F.	1			1											1														1		
37	Acute infectious encephalitis M.	4			1						2			1		2	2						2						1			1
	,, F.	7	2	1	1		1					1		1		4	3				2		1		1		2	1				
38	Other diseases due to filterable viruses F.	1	1													1					1											
	(c.) Chicken-pox F.	1	1													1					1											
43	Mycoses M.	2		1										1		2														1		1

TABLE 25.—CAUSES OF DEATH FOR EACH SEX BY CONJUGAL CONDITION, NATIVITY, AND MONTH OF DEATH, BRITISH COLUMBIA, 1943—*Continued.*

Int. List No.	CAUSES OF DEATH.		TOTAL.	CONJUGAL CONDITION. Under 15 Yrs.	Single. 15–24 Yrs.	Single. 25–44 Yrs.	Single. 45–64 Yrs.	Single. 65 Yrs. and over.	Single. Age not stated.	Married. 15–24 Yrs.	Married. 25–44 Yrs.	Married. 45–64 Yrs.	Married. 65 Yrs. and over.	Married. Age not stated.	Widowed.	Not stated.	NATIVITY. Canada.	British.	Foreign. United States.	Foreign. Other.	Not stated.	MONTHS. January.	February.	March.	April.	May.	June.	July.	August.	September.	October.	November.	December.
44	Other infectious and parasitic diseases	M.	12	2		1					2	4	3				7	1	2	2		1	1	1	1	4	1			1	2		
	Ditto	F.	8			1					3	1	2		1		3	4		1		1		1		1		1	1	2		1	
	(b.) Lymphogranulomatosis (Hodgkin's disease)	M.	10	1		1					1	4	3				5	1	2	2		1		1	1	3	1			1	2		
	Ditto	F.	8			1					3	1	2		1		3	4		1		1		1		1		1	1	2		1	
	(c.) Mumps	M.	2	1							1						2						1			1							
	Class II. Cancer and other tumours	Total	1325	13	11	25	68	85		2	69	363	349		332	8	436	606	83	188	12	125	99	106	97	117	106	108	105	99	117	115	131
	Ditto	M.	717	8	8	12	41	63		1	25	184	254		114	7	217	320	42	127	11	65	57	63	44	67	60	60	50	55	64	65	67
	,,	F.	608	5	3	13	27	22		1	44	179	95		218	1	219	286	41	61	1	60	42	43	53	50	46	48	55	44	53	50	64
45–55	Cancer and other malignant tumours	M.	702	6	6	12	40	60		1	23	180	254		113	7	210	316	41	124	11	65	56	62	42	66	59	58	50	54	62	62	66
	Ditto	F.	588	5	2	11	26	22		1	40	171	95		214	1	208	280	40	59	1	59	42	42	51	49	45	45	52	40	51	48	64
45	Cancer of the buccal cavity and pharynx	M.	30				1	5				9	6		8	1	9	13		7	1	1	1	3	2	4	2	5	5	1	2	1	3
	Ditto	F.	11			1		1				2	3		4		7	3	1				2		2		1		3		1		2
46	Cancer of the digestive organs and peritoneum	M.	384	1		5	27	36		1	7	98	142		64	3	115	175	21	67	6	31	30	37	19	36	28	26	37	33	33	39	35
	Ditto	F.	243	1		3	9	11			13	53	53		100		80	121	14	28		25	15	19	17	22	16	16	23	20	24	21	25
	(a.) Œsophagus	M.	21				1	4				4	10		2		5	11		4	1	1	2	2	2	3	1	2		2	3	1	2
	,,	F.	10								1	1	4		4		3	6		1					2	1		1	1	1	2		2
	(b.) Stomach	M.	172			3	15	20		1	3	38	58		32	2	39	78	11	41	3	16	12	14	7	18	12	13	18	16	14	18	14
	,,	F.	89				4	5			4	16	17		43		21	50	7	11		11	5	5	4	9	5	5	12	10	8	8	7
	(c.) Duodenum	F.	1										1					1														1	
	(d.) Rectum and anus	M.	47				3	2			1	13	21		6	1	19	21	2	4	1	5	6	4	4	3	4	1	5	3	5	4	3
	,,	F.	26			1	1	4			1	5	6		8		8	13	3	2		3		5	3	1	3	1	1	1	1	2	5
	(e.) Intestines	M.	68			1	3	1			1	21	30		11		28	31	5	4		2	4	7	2	9	5	4	7	8	5	8	7
	,,	F.	69			2	3	2			3	20	18		21		26	34	4	5		5	6	8	4	8	2	5	8	4	6	6	7
	(f.) Liver and biliary passages	M.	35	1			1	3			1	12	11		6		8	17	1	9		6	4	3	2	1	2	4	4	1	1	3	4
	,,	F.	22	1							2	3	3		13		9	7		6		3	1		2	1	5	1	1	3	2	2	1
	(g.) Pancreas	M.	35			1	3	6			1	8	10		6		14	14	2	4	1	1	2	6	2	1	3	1	3	3	4	5	4
	,,	F.	18				1				1	5	2		9		8	7		3		3	1	1	2	1		2		1	4	1	2
	(h.) Mesentery and peritoneum	M.	4				1					2	1				2	1		1							1	1			1		1
	,,	F.	4									1	1		2		3	1					1								1	1	1
	(m.) Other and unspecified sites	M.	2										1		1			2						1		1							
	Ditto	F.	4								1	2	1				2	2					1			1	1	1					
47	Cancer of the respiratory system	M.	90	1	1	1	8	4			5	32	26		11	1	19	43	7	19	2	10	8	9	4	8	9	11	1	4	8	9	9
	,,	F.	17		1		1	1			2	7	3		2		5	8	2	2		2	1		4	3	2				1	1	3
	(a.) Larynx	M.	15				2				2	3	5		3		2	10		2	1	2		2		2	1	3				3	2
	(b.) Lung	M.	48	1	1		3	3			2	19	15		3	1	12	21	4	10	1	4	6	5	4	5	6	2	1	3	6	3	3
	,,	F.	14				1	1			2	6	2		2		4	6	2	2		2	1		3	1	2				1	1	3

	(c.) Mediastinum and other sites M.	27			1	3	1			1	10	6		5		5	12	3	7		4	2	2		1	2	6		1	2	3	4
	Ditto F.	3		1							1	1				1	2							1	2							
48	Cancer of the uterus F.	81			1	2	1			5	32	12		28		30	33	7	11		9	8	3	5	4	6	8	8	7	5	8	10
	(a.) Cervix F.	23			1	1				3	9	1		8		8	8	3	4		2	1	1	1	1	3	2	5	2	1	3	1
	(b.) Other and unspecified sites F.	58				1	1			2	23	11		20		22	25	4	7		7	7	2	4	3	3	6	3	5	4	5	9
49	Cancer of other female organs F.	45			1	3				7	14	3		16	1	20	21	2	2		4	2	5	2	9	5	6	2	3	4	1	2
50	Cancer of the breast M.	1												1			1									1						
	,, F.	118			1	8	5			7	47	12		38		40	59	11	8		16	8	9	17	5	6	11	9	7	11	8	11
51	Cancer of the male genital organs M.	83		1	2	1	9			1	6	47		16		28	39	7	9		10	5	4	9	8	7	5	3	5	9	3	15
52	Cancer of the urinary organs M.	36	1				1				13	15		6		11	16	2	6	1	5	4	1	2	2	3	2	2	6	2	5	2
	,, F.	21	2			1	3			1	4	4		6		8	12		1		1	1	3		1	2	1	1	1	3	4	3
	(a.) Kidney M.	8	1								4	2		1		5	2		1					1		1	1	1	2		2	
	,, F.	12	2				3			1	3	1		2		7	5				1		2				1	1		2	3	2
	(b.) Bladder M.	28					1				9	13		5		6	14	2	5	1	5	4	1	1	2	2	1	1	4	2	3	2
	,, F.	9				1					1	3		4		1	7		1			1	1		1	2			1	1	1	1
53	Cancer of the skin M.	9					2					4		3		2	4		2	1	1	1	2	1	1	2	1					
	,, F.	7			1						1	1		4		2	4	1				2	1		1		1	1	1			
54	Cancer of the brain M.	22	1	1	1		1			8	5	5				11	8		3		2	4		2	1	2	3	1	1	2	2	2
	,, F.	10	2							3	2	1		2		4	2	1	3		1	1		1		3		1		1		2
55	Cancer of other and unspecified organs M.	47	2	3	3	3	2			2	17	9		4	2	15	17	4	11		5	3	6	3	6	5	5	1	4	6	3	
	Ditto F.	35		1	3	2			1	2	9	3		14		12	17	1	4	1	1	2	2	3	4	4	2	4	1	1	5	6
56	Non-malignant tumours M.	9	1			1	2			2	2			1		3	3	1	2				1	2	1	1	1			1	2	
	,, F.	18		1	2	1				4	6			4		9	6	1	2		1		1	2	1	1	2	3	4	2	1	
	(a.) Ovary F.	4			1						1			2		2	1	1						2		1		1				
	(b.) Uterus F.	7		1	1	1				1	3					4	2		1				1		1		2	2	1			
	(d.) Brain and other parts of the central nervous system M.	4				1				2				1		1	1		2					1			1			1	1	
	Ditto F.	2								2						2														1	1	
	(e.) Other and unspecified organs M.	5	1				2				2					2	2	1					1	1	1	1					1	
	,, F.	5								1	2			2		1	3		1		1								3	1		
57	Tumours of undetermined nature M.	6	1	2			1				2					4	1		1			1					1		1	1	1	1
	,, F.	2									2					2											1				1	
	(d.) Brain and other parts of the central nervous system M.	5	1	2							2					3	1		1			1					1		1		1	1
	Ditto F.	1									1					1											1					
	(e.) Other and unspecified organs M.	1					1									1														1		
	,, F.	1									1					1															1	
	Class III. Rheumatism, diseases of nutrition and of the endocrine glands, *other general and vitamin deficiency diseases* Total	336	56	11	11	10	17		4	19	66	67		74	1	148	104	19	64	1	23	31	42	28	23	33	25	19	18	26	32	36
	Ditto M.	160	33	5	8	7	12			7	29	40		18	1	78	41	7	33	1	10	14	20	14	12	14	13	7	12	14	12	18
	,, F.	176	23	6	3	3	5		4	12	37	27		56		70	63	12	31		13	17	22	14	11	19	12	12	6	12	20	18
58	Acute rheumatic fever M.	8	5	2	1											7	1					1	2		3				1	1		
	,, F.	9	5	1	1				1			1				7	1		1			2	1	2		2		2				
	(a.) Acute rheumatic heart conditions M.	8	5	2	1											7	1					1	2		3				1	1		
	Ditto F.	7	4	1	1				1							6	1					1	1	2		2		1				
	(b.) Others under this title F.	2	1									1				1			1			1						1				
59	Chronic rheumatism and other rheumatic diseases M.	6			1		2					2		1		2	3		1		2			1	1				2			
	Ditto F.	6			1		1				1	1		2		1	4	1			1		2						1	1		1
60	Gout M.	1												1		1								1								
61	Diabetes mellitus M.	90		2	3	5	10			4	17	34		14	1	31	31	5	22	1	6	8	12	6	5	10	8	5	4	8	9	9
	,, F.	111	2	4		2	1		2	3	24	23		50		33	50	9	19		5	11	15	5	6	13	9	8	3	8	13	15

TABLE 25.—CAUSES OF DEATH FOR EACH SEX BY CONJUGAL CONDITION, NATIVITY, AND MONTH OF DEATH, BRITISH COLUMBIA, 1943—*Continued.*

Int. List No.	CAUSES OF DEATH.		TOTAL.	CONJUGAL CONDITION.													NATIVITY.					MONTHS.											
				Under 15 Yrs.	Single.					Married.					Widowed.	Not stated.	Canada.	British.	Foreign.		Not stated.	January.	February.	March.	April.	May.	June.	July.	August.	September.	October.	November.	December.
					15–24 Yrs.	25–44 Yrs.	45–64 Yrs.	65 Yrs. and over.	Age not stated.	15–24 Yrs.	25–44 Yrs.	45–64 Yrs.	65 Yrs. and over.	Age not stated.					United States.	Other.													
62	Diseases of the pituitary gland	M.	2								1	1					1			1		1									1	
	,,	F.	1								1									1											1	
63	Diseases of the thyroid and parathyroid glands	M.	22	1		3	1				1	10	4		2		8	5		9			3	1	1		4	1	1	4	1	1	5
	Ditto	F.	32	1	1		1	3		1	7	12	2		4		13	8	1	10		6	3	2	5	3	3	2	1	1	2	4	
	(a.) Simple goitre	M.	1												1		1															1	
	,,	F.	2								1				1		2								1			1					
	(b.) Exophthalmic goitre	M.	20	1		3	1				1	9	4		1		7	5		8			3	1	1		4	1	1	4	1		4
	,,	F.	27		1		1	3		1	5	12	1		3		8	8	1	10		5	3	2	3	3	3	1	1	1	2	3	
	(c.) Myxœdema and cretinism	F.	3	1							1		1				3					1			1							1	
	(d.) Others under this title	M.	1									1								1													1
64	Diseases of the thymus gland	M.	26	26													26					1	2	4	5	1		4		1	3	1	4
	,,	F.	14	14													14					1		2	2	2			1	1	1	2	2
65	Diseases of the adrenal glands (Addison's disease)	M.	3		1		1				1						1		2					1		2							
66	Other general diseases	M.	1									1						1											1				
	,,	F.	1			1											1										1						
	(a.) Osteomalacia	M.	1									1						1											1				
	(b.) Others under this title	F.	1			1											1										1						
69	Pellagra	F.	1								1								1									1					
70	Rickets	M.	1	1													1														1		
	,,	F.	1	1													1						1										
	Class IV. Diseases of the blood and blood-forming organs	Total	68	14	1	4	3	1			9	12	12		11	1	35	21	3	8	1	3	4	4	8	7	3	6	5	13	3	7	5
	Ditto	M.	44	8	1	4	3				2	9	10		6	1	23	13	3	5		2	3	1	6	3	2	4	4	7	3	6	3
	,,	F.	24	6				1			7	3	2		5		12	8		3	1	1	1	3	2	4	1	2	1	6		1	2
72	Hæmorrhagic conditions	M.	4	2			1				1						3	1							1			1		1			1
	,,	F.	2	1							1						1			1						1						1	
	(a.) Primary purpura	M.	4	2			1				1						3	1							1			1		1			1
	,,	F.	1								1									1												1	
	(b.) Hæmophilia	F.	1	1													1									1							
73	Anæmias	M.	11	1	1							3	5		1		6	5						1	2	1			2	2		1	2
	,,	F.	8					1			1	1	1		4		4	3		1		1	1		1	1	1	1		1			1
	(a.) Pernicious anæmia	M.	8									3	4		1		4	4						1	1	1			1	2			2
	,,	F.	5					1				1	1		2		2	2		1		1			1	1		1		1			
	(b.) Others under this title	M.	3	1	1								1				2	1							1				1			1	
	,,	F.	3								1				2		2	1					1				1						1
74	Leukæmias and aleukæmias	M.	23	5		4	1				1	3	5		4		14	5	2	2		2	2		2	1	2	3	2	2	2	5	
	,,	F.	11	5							3	1	1		1		7	3			1			3				1	1	5			1
	(a.) Leukæmias	M.	22	5		3	1				1	3	5		4		13	5	2	2		2	2		1	1	2	3	2	2	2	5	
	,,	F.	11	5							3	1	1		1		7	3			1			3				1	1	5			1
	(b.) Aleukæmias (Hodgkin's disease excepted)	M.	1			1											1								1								

75	Diseases of the spleen M.	5									3			1	1		1	1	3			1		1	1				1	1		
	,, F.	3								2	1						2		1					1	2							
76	Other diseases of the blood and blood-forming organs M.	1				1											1											1				
	Class V. Chronic poisoning and intoxication Total	13			1	4					1	2		2	3	3	3	2	3	2	4	1		2	1	1	1			1		2
	Ditto M.	12			1	4					1	2		1	3	2	3	2	3	2	4	1		2	1	1	1			1		1
	,, F.	1												1		1																1
77	Alcoholism M.	9			1	3					1	1			3	2	3	1	1	2	3			2	1	1	1					1
	,, F.	1												1		1																1
	(a.) Acute alcoholism M.	4				2					1				1	1		1	1	1	1			1	1		1					
	,, F.	1												1		1																1
	(b.) Chronic alcoholism M.	2			1							1				1	1									1						1
	(c.) Others under this title M.	3				1									2		2			1	2			1								
78	Lead poisoning M.	1										1							1											1		
	(a.) Occupational M.	1										1							1											1		
79	Chronic poisoning by other mineral and organic substances M.	2				1								1				1	1		1	1										
	(b.) Non-occupational M.	2				1								1				1	1		1	1										
	Class VI. Diseases of the nervous system and sense organs Total	928	43	10	12	35	81			19	172	264		287	5	363	378	64	114	9	95	86	96	63	64	79	65	72	57	76	88	87
	Ditto M.	500	29	6	8	31	58			8	97	157		101	5	197	188	36	74	5	50	52	51	36	33	43	34	34	35	41	41	50
	,, F.	428	14	4	4	4	23			11	75	107		186		166	190	28	40	4	45	34	45	27	31	36	31	38	22	35	47	37
80	Encephalitis (non-epidemic) M.	5	1	1							3					2	2		1		1			1		2						1
	,, F.	1												1		1					1											
	(a.) Intracranial abscess M.	4	1								3					1	2		1		1			1		2						
	,, F.	1												1		1					1											
	(b.) Others under this title M.	1		1												1																1
81	Meningitis (non-meningococcal) M.	10	6							1	3					8	2					1				4	1		1		3	
	,, F.	4	3							1						3		1					1				1	1				1
	(a.) Simple meningitis M.	9	6								3					7	2					1				4			1		3	
	,, F.	3	2							1						2		1					1					1				1
	(b.) Acute cerebrospinal meningitis M.	1								1						1											1					
	Ditto F.	1	1													1											1					
82	Diseases of the medulla and spinal cord M.	10			1	2	2					4		1		2	6		2		1	1	1			1	1				1	4
	Ditto F.	13					1				2	5		5		2	9	1	1				2	1	1	1	1	3		1	2	1
83	Intracranial lesions of vascular origin M.	372	3		1	16	48			6	74	136		85	3	138	141	30	60	3	35	39	41	24	26	27	25	25	27	32	31	40
	Ditto F.	346	3		1	3	21			6	59	92		161		129	158	21	35	3	39	31	38	22	24	32	24	31	19	25	31	30
	(a.) Cerebral hæmorrhage or effusion M.	140	3			7	18			3	38	47		23	1	48	52	9	31		12	19	13	15	12	13	7	10	8	10	10	11
	Ditto F.	124	3		1	2	7			4	25	30		52		54	51	6	12	1	10	14	13	9	10	13	9	12	10	4	8	12
	(b.) Cerebral embolism and thrombosis M.	18								2	3	10		3		5	10		3				4	2		2	1	2		4	1	2
	Ditto F.	18					1				5	4		8		10	5	1	1	1	2	1	1		3	1	1	4	1	2		2
	(c.) Cerebral softening M.	2										1		1			2										1				1	
	(d.) Hemiplegia and other paralysis of unspecified origin M.	14				1	2			1	2	3		5		8	4	2				1	2	2		1	1			1	2	4
	Ditto F.	14								1	4	4		5		2	5	2	5		1		3		2	1				3	2	2
	(e.) With mention of arteriosclerosis M.	198			1	8	28				31	75		53	2	77	73	19	26	3	23	19	22	5	14	11	15	13	19	17	17	23
	Ditto F.	190				1	13			1	25	54		96		63	97	12	17	1	26	16	21	13	9	17	14	15	8	16	21	14

PROVINCIAL LIBRARY
VICTORIA, B. C.

TABLE 25.—CAUSES OF DEATH FOR EACH SEX BY CONJUGAL CONDITION, NATIVITY, AND MONTH OF DEATH, BRITISH COLUMBIA, 1943—*Continued.*

Int. List No.	CAUSES OF DEATH.	TOTAL.	CONJUGAL CONDITION.													NATIVITY.					MONTHS.											
				Single.					Married.									Foreign.														
			Under 15 Yrs.	15–24 Yrs.	25–44 Yrs.	45–64 Yrs.	65 Yrs. and over.	Age not stated.	15–24 Yrs.	25–44 Yrs.	45–64 Yrs.	65 Yrs. and over.	Age not stated.	Widowed.	Not stated.	Canada.	British.	United States.	Other.	Not stated.	January.	February.	March.	April.	May.	June.	July.	August.	September.	October.	November.	December.
84	Mental disorders and deficiency (general paralysis of the insane excepted) M.	29	2	3	3	9	2				5	1		3	1	15	8	2	2	2	1	5	6	1	3	2		3		3	3	2
	Ditto F.	11	3	1	2					1	2			2		7		1	2	1		1		1		1			1	2	4	1
	(a.) Schizophrenia (dementia præcox) M.	3				2	1									2	1					1	1	1								
	Ditto F.	1									1									1												1
	(b.) Others under this title M.	26	2	3	3	7	1				5	1		3	1	13	7	2	2	2	1	4	5		3	2		3		3	3	2
	" F.	10	3	1	2					1	1			2		7		1	2			1		1		1			1	2	4	
85	Epilepsy M.	12	5	2	2	1					1	1				8	1		3			2		1	1	1	1	3			2	1
	" F.	8	1	2						1	2	2				5	3				2	1							1	1	2	1
86	Convulsions (under 5 years of age) M.	8	8													8						1		1	1	1	2	1	1			
	" F.	4	4													4											2				2	
87	Other diseases of the nervous system M.	48			1	3	5			1	11	14		12	1	12	26	4	6		9	2	3	8	2	4	4	2	5	6	1	2
	Ditto F.	35		1	1	1	1			2	7	8		14		15	16	2	2		3	1	2	3	5	2	2	3	1	6	5	2
	(b.) Neuritis M.	1										1					1									1						
	(c.) Paralysis agitans M.	9					1				1	4		3		4	5				1	1		2		1	2			1		1
	" F.	12					1				2	3		6		6	5		1		2			2	1	2	1	1		2	1	
	(d.) Disseminated sclerosis M.	34			1	3	4				8	8		9	1	6	19	4	5		8	1	2	4	1	2	2	2	5	5	1	1
	" F.	19			1	1				2	4	4		7		6	10	2	1		1	1	2		4		1	2	1	2	3	2
	(e.) Others under this title M.	4								1	2	1				2	1		1				1	2	1							
	" F.	4		1							1	1		1		3	1							1						2	1	
88	Diseases of organs of vision M.	1					1										1									1						
	" F.	2									2						2						1		1							
89	Diseases of the ear and of the mastoid process M.	5	4									1				4	1				3	1							1			
	Ditto F.	4									1			3			2	2					1				1				1	1
	(a.) Otitis and other diseases of the ear M.	5	4									1				4	1				3	1							1			
	Ditto F.	2									1			1				2									1					1
	(b.) Diseases of the mastoid process F.	2												2			2						1								1	
	Class VII. Diseases of the circulatory system Total	3078	7	9	27	139	310	1		59	605	918		971	32	1006	1400	203	440	29	314	254	292	268	247	245	200	218	210	228	228	374
	Ditto M.	1986	2	4	20	122	251	1		35	430	689		400	32	621	869	129	341	26	206	162	189	169	144	170	124	140	142	152	150	238
	" F.	1092	5	5	7	17	59			24	175	229		571		385	531	74	99	3	108	92	103	99	103	75	76	78	68	76	78	136
90–95	Diseases of the heart M.	1854	2	4	19	117	227	1		33	415	638		368	30	576	814	119	325	20	197	151	182	159	127	160	116	124	132	146	138	222
	" F.	1002	2	4	7	17	50			22	164	214		522		349	483	70	97	3	101	87	94	89	94	69	68	71	62	70	70	127
90	Pericarditis (acute rheumatic excluded) M.	2	1		1											2												1	1			
	Ditto F.	1										1				1									1							

	(a.) Chronic rheumatic pericarditis M.	1			1											1												1				
	(b.) Others under this title M.	1	1													1													1			
	,, F.	1										1				1									1							
91	Acute endocarditis (non-rheumatic) M.	15			2	3	2			1	4	1		1	1	6	4	1	3	1	1	1	3	2	2			1	2		1	2
	Ditto F.	9	1	2	2					1	2			1		6	1	1	1				1	2	2	2	1			1		
	(a.) Bacterial endocarditis (acute, subacute, or unspecified) M.	9				2	1			1	3	1			1	4	1	1	2	1	1		3	1	1				2			1
	Ditto F.	5		1	1						2			1		3	1	1						2	1	1	1					
	(b.) Other acute or subacute endocarditis M.	4				1	1				1			1		1	3					1		1	1						1	
	(c.) Endocarditis (not specified under 45 years) M.	2			2											1			1									1				1
	Ditto F.	4	1	1	1					1						3			1				1		1	1				1		
92	Chronic affections of the valves and endocardium M.	175	1	3	6	17	21			10	40	47		27	3	53	63	15	42	2	28	13	13	17	15	14	12	14	10	15	14	10
	Ditto F.	102	1	1		4	3			8	25	19		41		29	50	7	16		13	11	7	12	7	6	3	7	6	5	11	14
	(a.) Specified valvular diseases (rheumatic) M.	55	1	1	3	7	7			7	14	8		5	2	20	9	3	22	1	10	4	5	5	6	4	3	4	4	4	3	3
	Ditto F.	45	1	1		1	2			6	14	6		14		14	23	1	7		6	5	1	4	1	1	1	5	4	4	7	6
	(b.) Other specified valvular disease (non-rheumatic) M.	101		2	1	9	11			2	22	36		17	1	28	46	11	16		16	9	5	12	6	8	7	7	5	10	10	6
	Ditto F.	43				3	1			2	7	9		21		10	21	4	8		5	4	6	8	5	3	1	1	2	1	3	4
	(c.) Unspecified valvular lesions and endocarditis M.	19			2	1	3			1	4	3		5		5	8	1	4	1	2		3		3	2	2	3	1	1	1	1
	Ditto F.	14									4	4		6		5	6	2	1		2	2			1	2	1	1			1	4
93	Diseases of the myocardium M.	1071		1	6	67	151	1		10	195	383		243	14	342	485	59	176	9	110	85	111	90	80	91	65	68	72	76	66	157
	,, F.	660		1	4	7	30			8	89	141		380		232	332	39	56	1	64	57	71	59	59	43	44	47	34	45	43	94
	(a.) Acute myocarditis M.	6									4	2				1	3		2							1	1	1	1	1	1	
	,, F.	5									1			4		1	3	1			3	1									1	
	(b.) Myocarditis (not specified under 45 years) M.	1								1						1										1						
	Ditto F.	4			1					3						2		1		1				2	1			1				
	(c.) Chronic myocarditis and myocardial degeneration (rheumatic) M.	14				1	5				4	1		2	1	8	3	1	2		6	1	1			1	1	2		2		
	Ditto F.	30					1			1	2	6		20		8	17	2	3		3	4	3	2	3	3	3			2	2	5
	(d.) Chronic myocarditis (non-rheumatic) M.	861			5	51	129	1		7	142	315		202	9	271	396	49	139	6	83	64	94	74	72	77	53	51	60	59	50	124
	Ditto F.	515		1	3	4	26			4	68	115		294		183	260	27	45		46	48	61	48	49	33	28	36	28	34	35	69
	(e.) Other myocarditis (not specified) M.	189		1	1	15	17			2	45	65		39	4	61	83	9	33	3	21	20	16	16	8	11	10	14	11	14	15	33
	Ditto F.	106				3	3				18	20		62		38	52	8	8		12	4	7	7	6	7	13	10	6	9	5	20
94	Diseases of the coronary arteries and angina pectoris M.	546			4	29	50			10	160	197		86	10	164	245	39	90	8	54	46	52	47	30	51	34	38	43	50	53	48
	Ditto F.	179				5	15				36	44		79		70	77	16	15	1	20	16	10	12	19	13	17	12	21	13	12	14
	(a.) Diseases of the coronary arteries M.	530			3	29	50			9	153	193		83	10	161	235	38	88	8	53	44	51	44	29	50	33	38	40	49	53	46
	Ditto F.	173				5	14				36	42		76		68	75	15	14	1	20	15	9	12	17	12	17	12	21	13	11	14
	(b.) Angina pectoris M.	16			1					1	7	4		3		3	10	1	2		1	2	1	3	1	1	1		3	1		2
	,, F.	6					1					2		3		2	2	1	1			1	1		2	1					1	
95	Other diseases of the heart M.	45				1	3			2	16	10		11	2	9	17	5	14		4	6	3	3		4	5	2	4	5	4	5
	,, F.	51			1	1	2			5	12	9		21		11	23	7	9	1	4	3	5	4	6	5	3	5	1	6	4	5
	(a.) Functional diseases of the heart (no organic lesion) M.	12					2			1	4	2		3		3	5	2	2			1		1		2			2		4	2
	Ditto F.	8			1		1					2		4		2	2	2	2			2	1	1		1				1	1	1
	(b.) Other diseases of the heart (rheumatic) M.	2									1	1					2				1									1		
	Ditto F.	14				1				2	6	1		4		3	8	1	1	1			1	1	3	1		2		3	2	1

TABLE 25.—CAUSES OF DEATH FOR EACH SEX BY CONJUGAL CONDITION, NATIVITY, AND MONTH OF DEATH, BRITISH COLUMBIA, 1943—*Continued.*

Int. List No.	CAUSES OF DEATH.		TOTAL.	CONJUGAL CONDITION.													NATIVITY.					MONTHS.											
					Single.					Married.									Foreign.														
				Under 15 Yrs.	15–24 Yrs.	25–44 Yrs.	45–64 Yrs.	65 Yrs. and over.	Age not stated.	15–24 Yrs.	25–44 Yrs.	45–64 Yrs.	65 Yrs. and over.	Age not stated.	Widowed.	Not stated.	Canada.	British.	United States.	Other.	Not stated.	January.	February.	March.	April.	May.	June.	July.	August.	September.	October.	November.	December.
	Diseases of the heart—*Continued.*																																
	Other diseases of the heart—*Con.*																																
	(c.) Other diseases of the heart (non-rheumatic)	M.	31				1	1			1	11	7		8	2	6	10	3	12		3	5	3	2		2	5	2	2	4		3
	Ditto	F.	29					1			3	6	6		13		6	13	4	6		4	1	3	2	3	3	3	3	1	2	1	3
96	Aneurism (heart and aorta excepted)	M.	17				1	3				4	5		4		4	11		2		2	2	3	1	1		3	4				1
	Ditto	F.	11		1			1			1	2	1		5		4	6	1					2		3	1	2		2		1	
97	Arteriosclerosis (coronary or renal sclerosis or cerebral hæmorrhage excepted)	M.	83				2	15				3	37		25	1	28	32	8	10	5	4	6	3	7	14	9	4	8	7	3	9	9
	Ditto	F.	58					8				2	10		38		19	36	2	1		6	5	6	8	5	4	2	4	4	3	3	8
98	Gangrene	M.	5				1						3		1		3	2						1					1		1	1	1
	,,	F.	1												1		1														1		
99	Other diseases of the arteries	M.	18			1	1	3			2	6	4		1		10	5	1	2		2	2			2	1	1	2	2	1	1	4
	,,	F.	9								1	3	2		3		2	5	1	1		1			1	1		2	2			1	1
100	Diseases of the veins	M.	6					1				2	2			1		4	1	1		1			1				1	1		1	1
	,,	F.	3									2	1				2	1													1	2	
101	Diseases of the lymphatic system	F.	2	1									1				2											1				1	
102	High blood-pressure (idiopathic)	M.	2					1							1			1			1		1								1		
	,,	F.	4									2			2		4							1				1	1		1		
103	Other diseases of the circulatory system	M.	1					1												1					1								
	Ditto	F.	2	2													2								1		1						
	Class VIII. Diseases of the respiratory system	Total	557	134	12	15	32	37	1	1	18	81	109		110	7	280	192	31	50	4	73	56	60	45	40	28	18	21	37	38	52	89
	Ditto	M.	348	76	6	13	26	28			7	54	75		56	7	163	125	17	39	4	46	39	29	31	23	14	12	14	25	26	29	60
	,,	F.	209	58	6	2	6	9	1	1	11	27	34		54		117	67	14	11		27	17	31	14	17	14	6	7	12	12	23	29
104	Diseases of the nasal fossæ and accessory sinuses	M.	3		1						2						3										1	1	1				
	Ditto	F.	4	2		1							1				4					2		1									1
105	Diseases of the larynx	M.	2	1									1				1	1												1	1		
	,,	F.	1	1													1																1
106	Bronchitis	M.	19	3		2	3	2				2	3		3	1	8	8		2	1	3	1	2	3				2	2	1	2	3
	,,	F.	12	5	1						2	2			2		9	2		1		1	1		1	3			1	3			2
	(a.) Acute	M.	5	1		1		1					1		1		3	2				1			2								2
	,,	F.	5	4											1		4	1							1	1			1	1			1
	(b.) Chronic	M.	11				3	1				2	2		2	1	2	6		2	1	2	1	1	1				1	1	1	2	1
	,,	F.	4								2	2					3	1								2				2			
	(c.) Unspecified	M.	3	2		1											3							1					1	1			
	,,	F.	3	1	1										1		2			1		1	1										1
107	Bronchopneumonia	M.	128	35	4	3	8	11			1	10	29		25	2	62	44	8	13	1	16	14	7	14	13	4		4	5	16	10	25
	,,	F.	87	23	2	1		5	1		2	10	11		32		44	34	7	2		13	3	13	5	4	5	2	3	1	7	15	16

108	Lobar pneumonia	M.	106	11	1	4	9	11			3	27	22		15	3	43	43	6	13	1	18	16	11	8	5	7	5	1	9	2	8	16
	,,	F.	48	9	1		2	2		1	2	8	12		11		21	20	3	4		2	7	11	4	4	4	1	1	2	2	3	7
109	Pneumonia (unspecified)	M.	56	26				3				4	11		11	1	41	10	1	3	1	6	6	6	5	3	1	4	2	6	4	2	11
	,,	F.	32	18	1		1	1			1	2	4		4		25	4	2	1		6	4	3	2	3	2	2	2	3	2	3	
110	Pleurisy	M.	4								1	1	2					2	1	1							1	1				1	1
	,,	F.	3								1				2		3							1						1			1
	(a.) Empyema	M.	3								1	1	1					2		1							1	1					1
	,,	F.	1								1						1													1			
	(b.) Others under this title	M.	1										1						1													1	
	,,	F.	2												2		2							1									1
111	Hæmorrhagic infarction, congestion, œdema, and thrombosis of the lungs	M.	9			2		1				4	1		1		2	5		2		3		3		1			1				1
	Ditto	F.	9				1				1	1	3		3		2	5		2		2	1	1		3	2						
	(a.) Hæmorrhagic infarction and thrombosis of the lungs	M.	5			2						3					1	2		2		1		2		1							1
	Ditto	F.	2								1	1					2					1					1						
	(b.) Others under this title	M.	4					1				1	1		1		1	3				2		1					1				
	,,	F.	7				1						3		3			5		2		1	1	1		3	1						
112	Asthma	M.	11			1	3					3	4				1	8	1	1			2					1	2	2		2	2
	,,	F.	10		1		2				2	3	2				8		2			1		1	2		1	1		2	1		1
113	Pulmonary emphysema	M.	1										1					1														1	
	,,	F.	1									1								1												1	
114	Other diseases of the respiratory system (tuberculosis excepted)	M.	9			1	3					3	1		1		2	3		4					1	1			1		2	3	1
	Ditto	F.	2					1					1					2					1									1	
	(a.) Silicosis	M.	8			1	3					2	1		1		1	3		4					1	1					2	3	1
	(c.) Gangrene of lung	F.	1					1										1					1										
	(d.) Others under this title	M.	1									1					1												1				
	,,	F.	1										1					1														1	
	Class IX. Diseases of the digestive system	Total	419	50	14	5	25	23		3	35	111	75		74	4	169	144	22	79	5	42	31	40	34	32	31	40	37	37	33	31	31
	Ditto	M.	268	30	11	3	19	19			17	79	53		33	4	100	87	16	61	4	28	20	26	19	20	21	28	16	27	18	20	25
	,,	F.	151	20	3	2	6	4		3	18	32	22		41		69	57	6	18	1	14	11	14	15	12	10	12	21	10	15	11	6
115	Diseases of the buccal cavity and annexa, and of the pharynx and tonsils	M.	8	4	2						2						5		3			1	1	1				2	1	1			1
	Ditto	F.	6	2							4						4	1		1			2						1			3	
	(a.) Diseases of the teeth and gums	M.	1		1														1									1					
	Ditto	F.	2								2						1	1					1									1	
	(b.) Septic sore throat	M.	1	1													1												1				
	,,	F.	3	1							2						2			1			1									2	
	(c.) Diseases of the pharynx and tonsils	M.	6	3	1						2						4		2			1	1	1				1		1			1
	Ditto	F.	1	1													1												1				
116	Diseases of the œsophagus	M.	5					1				1	2		1		3	1		1						2	1	1				1	
117	Ulcer of the stomach or duodenum	M.	89		2	1	12	6			4	29	20		13	2	21	30	10	26	2	7	6	11	3	6	8	9	5	12	6	8	8
	,,	F.	16				2	1			2	1	2		8		8	5		2	1	1	2	1			2		3	2	2	2	1
	(a.) Stomach	M.	49			1	6	2			3	18	9		9	1	11	18	2	16	2	4	3	5	2	3	7	4	2	7	2	4	6
	,,	F.	8				1	1					1		5		4	2		1	1	1		1			1		2	1	1		1
	(b.) Duodenum	M.	40		2		6	4			1	11	11		4	1	10	12	8	10		3	3	6	1	3	1	5	3	5	4	4	2
	,,	F.	8				1				2	1	1		3		4	3		1			2				1		1	1	1	2	
118	Other diseases of the stomach	M.	4	1			1						1		1		1	1	1	1				1	2						1		
	,,	F.	5	1			1				1				2		3	2						2	1			2					

TABLE 25.—CAUSES OF DEATH FOR EACH SEX BY CONJUGAL CONDITION, NATIVITY, AND MONTH OF DEATH, BRITISH COLUMBIA, 1943—*Continued.*

Int. List No.	CAUSES OF DEATH.		TOTAL.	CONJUGAL CONDITION.													NATIVITY.					MONTHS.											
				Under 15 Yrs.	Single.					Married.					Widowed.	Not stated.	Canada.	British.	Foreign.		Not stated.	January.	February.	March.	April.	May.	June.	July.	August.	September.	October.	November.	December.
					15–24 Yrs.	25–44 Yrs.	45–64 Yrs.	65 Yrs. and over.	Age not stated.	15–24 Yrs.	25–44 Yrs.	45–64 Yrs.	65 Yrs. and over.	Age not stated.					United States.	Other.													
119	Diarrhœa and enteritis (under 2 years of age)	M.	17	17													17					2	1	1	2	1	1	2	2	1	2	2	
	Ditto	F.	14	14													14					1	1	1	4	2			1	1	3		
	(a.) Diarrhœa and enteritis	M.	17	17													17					2	1	1	2	1	1	2	2	1	2	2	
	,,	F.	13	13													13					1	1	1	3	2			1	1	3		
	(b.) Ulceration of the intestines	F.	1	1													1								1								
120	Diarrhœa and enteritis (2 years of age and over)	M.	8	4	1							2	1				4	3		1		1	2				1		3	1			
	Ditto	F.	10		2	1				1	1	2	1		2		7	2		1		2			2			1	2		3		
	(a.) Diarrhœa and enteritis	M.	6	4	1							1					4	1		1		1	2				1		1	1			
	,,	F.	1												1		1								1								
	(b.) Ulceration of the intestines	M.	2									1	1					2											2				
	,,	F.	9		2	1				1	1	2	1		1		6	2		1		2			1			1	2		3		
121	Appendicitis	M.	31	2	3	1	1	2			8	10	3		1		19	4		8		5	3	2	3	2	1	3	1	4	3	2	2
	,,	F.	11		1		1			1	2	4			2		3	6	1	1		1	2	1	2	1	1	1				1	1
122	Hernia, intestinal obstruction	M.	52			1	2	5			2	16	13		13		13	29		10		7	3	9	5	6	4	5	1	3	2		7
	,,	F.	39	1		1	1	2			6	6	7		15		13	19	2	5		3		5	2	3	4	3	7	3	4	2	3
	(a.) Hernia	M.	33			1	1	3				11	7		10		7	18		8		6	3	6	2	5	4	2	1	1			3
	,,	F.	14								2	3	3		6		1	9	1	3		1		2	1		3	1	1	1	3		1
	(b.) Intestinal obstruction	M.	19				1	2			2	5	6		3		6	11		2		1		3	3	1		3		2	2		4
	,,	F.	25	1		1	1	2			4	3	4		9		12	10	1	2		2		3	1	3	1	2	6	2	1	2	2
123	Other diseases of the intestines	M.	2	1	1												2											1			1		
	,,	F.	5									4			1		1	3		1		1			1	1			1	1			
124	Cirrhosis of the liver	M.	33		2		3	3			1	12	9		2	1	10	11		11	1	4	3	1	2	3	4	4		3	1	3	5
	,,	F.	13					1				3	4		5		4	8		1		1	1	2		1	1	2	2	1	1	1	
	(a.) With mention of alcoholism	M.	2				1								1		2					1	1										
	,,	F.	1									1						1				1											
	(b.) Without mention of alcoholism	M.	31		2		2	3			1	12	9		1	1	8	11		11	1	3	2	1	2	3	4	4		3	1	3	5
	Ditto	F.	12					1				2	4		5		4	7		1			1	2		1	1	2	2	1	1	1	
125	Other diseases of the liver	M.	5									4	1				1	1		3		1										4	
	,,	F.	2	1											1		1			1		1	1										
	(a.) Acute yellow atrophy	M.	1									1						1				1											
	(b.) Others under this title	M.	4									3	1				1			3												4	
	,,	F.	2	1											1		1			1		1	1										
126	Biliary calculi	M.	6					2				1	1		1	1	1	4			1				1		1	1	2		1		
	,,	F.	15				1			1	2	5	3		3		7	5	1	2			2			1	2	2	3	1	1	2	1
127	Other diseases of the gall-bladder and bile-ducts	M.	5									3	1		1			3	2				1							2	1		1
	Ditto	F.	10									5	3		2		3	5		2		2		1	2	2		1		1	1		
128	Diseases of the pancreas	M.	1									1					1																1
	,,	F.	2										2					1	1					1	1								
129	Peritonitis without stated cause	M.	2	1									1				2								1				1				
	,,	F.	3	1								2					1		1	1		1				1			1				

	Class X. Diseases of the urinary and genital systems ... Total	578	9	7	9	19	45		1	34	113	170		163	8	199	227	52	97	3	55	42	63	58	48	48	36	50	26	49	51	52
	Ditto ... M.	395	5	3	8	16	38		1	14	82	137		84	7	132	157	31	73	2	40	27	46	39	31	30	21	33	19	38	33	38
	" ... F.	183	4	4	1	3	7			20	31	33		79	1	67	70	21	24	1	15	15	17	19	17	18	15	17	7	11	18	14
130	Acute nephritis ... M.	8	2	1	3					1				1		6	1		1		1	1		2			1		2	1		
	" ... F.	4	2							1		1				4									1			1	1		1	
131	Chronic nephritis ... M.	259	2	2	5	12	21		1	10	62	87		52	5	83	97	21	56	2	20	19	29	26	20	18	11	20	14	22	27	33
	" ... F.	153	1	3		2	7			14	23	30		72	1	53	61	17	22		14	12	15	17	12	15	14	13	4	10	13	14
132	Nephritis unspecified (over 10 years of age) ... M.	10				1	1			1	4	3				5	2	1	2		3		2			1			1	3		
	Ditto ... F.	4									3	1				1	3					2			1				1			
133	Other diseases of the kidneys and ureters ... M.	11					1				4	2		4		5	3		3		1	2	1	1	1	1	1		1		1
	Ditto ... F.	7	1	1		1				1	2			1		2	3	2					2		1		1			1	2	
134	Calculi of the urinary passages ... M.	15					1			2	4	6		2		6	7		2		2	3	1	1	2	1	3		1	1		
	" ... F.	5								1		1		3		3		1	1					1	1			2			1	
135	Diseases of the urinary bladder ... M.	2										1		1					2									1		1		
	" ... F.	1												1			1							1								
136	Diseases of the urethra, urinary abscess, etc. ... M.	4					1				1	1		1		1	3				1		1							2		
	(a.) Stricture of the urethra ... M.	3					1				1			1		1	2				1									2		
	(b.) Others under this title ... M.	1										1					1						1									
137	Diseases of the prostate ... M.	85				3	13				7	37		23	2	25	44	9	7		12	2	11	9	8	9	5	11	1	7	6	4
138	Diseases of the male genital organs (non-venereal) ... M.	1	1													1							1									
139	Diseases of the female genital organs (non-venereal) ... F.	9			1					3	3			2		4	2	1	1	1	1	1			1	3		1	1		1	
	(a.) Ovaries, Fallopian tubes, and parametria ... F.	3			1						2						1	1		1	1				1	1						
	(b.) Uterus ... F.	5								2	1			2		3	1		1							2		1	1		1	
	(c.) Others under this title ... F.	1								1						1						1										
	Class XI. Diseases of pregnancy, childbirth, and the puerperal state Total	47	1	5	1				9	28	3					36	4	1	6		5	3	3	3	3	3	8	2	3	1	7	6
140	Abortion with mention of infection F.	7	1	1	1				1	3						6			1		2	2							1		1	1
	(a.) Spontaneous, therapeutic, or unspecified ... F.	3	1	1						1						3					1								1		1	
	(b.) Self-induced ... F.	4			1				1	2						3			1		1	2										1
141	Abortion without mention of infection ... F.	4							1	3						2	1	1			1						2					1
	(a.) Spontaneous, therapeutic, or unspecified ... F.	3								3						1	1	1									2					1
	(c.) Non-therapeutic ... F.	1							1							1					1											
142	Ectopic gestation ... F.	3		1						2						3											1					2
	(b.) Without mention of infection ... F.	3		1						2						3											1					2
145	Other diseases and accidents of pregnancy—death prior to delivery ... F.	2								1	1					2						1								1		
146	Hæmorrhage of childbirth and the puerperium ... F.	16		3					2	10	1					11	2		3		1		1	3	1	1	2	2	1		3	1
	(a.) Placenta prævia ... F.	3								3						1	1		1					1				1			1	
	(b.) Premature separation of placenta ... F.	1								1						1																1
	(c.) Others under this title ... F.	12		3					2	6	1					9	1		2		1		1	2	1	1	2	1	1		2	
147	Infection during childbirth and the puerperium ... F.	6							4	2						5	1						1		1	1	1		1		1	

TABLE 25.—CAUSES OF DEATH FOR EACH SEX BY CONJUGAL CONDITION, NATIVITY, AND MONTH OF DEATH, BRITISH COLUMBIA, 1943—*Continued.*

Int. List No.	CAUSES OF DEATH.	TOTAL.	CONJUGAL CONDITION.													NATIVITY.					MONTHS.											
				Single.					Married.									Foreign.														
			Under 15 Yrs.	15–24 Yrs.	25–44 Yrs.	45–64 Yrs.	65 Yrs. and over.	Age not stated.	15–24 Yrs.	25–44 Yrs.	45–64 Yrs.	65 Yrs. and over.	Age not stated.	Widowed.	Not stated.	Canada.	British.	United States.	Other.	Not stated.	January.	February.	March.	April.	May.	June.	July.	August.	September.	October.	November.	December.
148	Puerperal toxæmias — following delivery F.	5								5						3			2		1				1	1	1					1
	(a.) Puerperal eclampsia F.	2								2						1			1		1				1							
	(b.) Puerperal albuminuria and nephritis F.	2								2						1			1								1					1
	(c.) Acute yellow atrophy of liver F.	1								1						1										1						
149	Other accidents of childbirth F.	2							1	1						2											1				1	
	(a.) Laceration, rupture, or other trauma of pelvic organs and tissues F.	1							1							1											1					
	(b.) Other conditions of childbirth F.	1								1						1															1	
150	Other and unspecified conditions of childbirth and the puerperal state F.	2								1	1					2							1								1	
	(c.) Others under this title F.	2								1	1					2							1								1	
	Class XII. Diseases of the skin and cellular tissue Total	16	6	1		2				1	4	2				11	2		3			1	2	2	3	2		1			3	2
	Ditto M.	14	5	1		2					4	2				10	1		3			1	2	2	3	2		1			3	
	,, F.	2	1							1						1	1															2
151	Carbuncle and furuncle M.	3				2						1				2			1												3	
152	Phlegmon and acute abscesses M.	7	2	1							4					4	1		2			1	2	1	2	1						
	,, F.	1	1													1																1
153	Other diseases of the skin and cellular tissue M.	4	3									1				4								1	1	1		1				
	Ditto F.	1								1							1															1
	Class XIII: Diseases of the bones and organs of movement Total	15	1	1		2					2	3		6		3	8	2	2		1		4			1	1		2	1	3	2
	Ditto M.	10	1	1		2					1	1		4		1	7	1	1		1		2						2	1	2	2
	,, F.	5									1	2		2		2	1	1	1				2			1	1				1	
154	Osteomyelitis and periostitis M.	4	1									1		2		1	3						1						1	1	1	
	,, F.	1										1				1										1						
155	Other diseases of the bones (tuberculosis excepted) M.	2												2			2				1										1	
	Ditto F.	1												1					1				1									
156	Diseases of the joints and other organs of movement M.	4		1		2					1						2	1	1				1						1			2
	Ditto F.	3									1	1		1		1	1	1					1				1				1	
	(a.) Diseases of the joints (tuberculosis and rheumatism excepted) M.	2				2											1		1				1									1
	Ditto F.	1												1			1						1									

	(b.) Others under this title M.	2		1							1						1	1											1			1
	" F.	2									1	1				1		1									1				1	
	Class XIV. Congenital malformations Total	114	105	5	1					3						113	1				11	11	12	10	8	9	10	10	9	6	7	11
	Ditto M.	50	45	1	1					3						49	1				5	7	6	6	5	3	5	3	4	3	3	
	" F.	64	60	4												64					6	4	6	4	3	6	5	7	5	3	4	11
157	Congenital malformations M.	50	45	1	1					3						49	1				5	7	6	6	5	3	5	3	4	3	3	
	" F.	64	60	4												64					6	4	6	4	3	6	5	7	5	3	4	11
	(a.) Congenital hydrocephalus M.	4	3		1											4					1				1		1			1		
	" F.	14	14													14					1	1	2	1		1	3		2			3
	(b.) Spina bifida and meningocele M.	4	4													4					1			1		1				1		
	Ditto F.	3	3													3					1										1	1
	(c.) Anencephalus M.	1	1													1							1									
	" F.	2	2													2							1			1						
	(d.) Congenital malformations of the heart M.	19	18	1												19					2	3	2	1	2	1	2	2	3		1	
	Ditto F.	21	17	4												21					1	1	2	1	2	3	2	3	1	1	2	2
	(e.) Others under this title M.	22	19							3						21	1				1	4	3	4	2	1	2	1	1	1	2	
	" F.	24	24													24					3	2	1	2	1	1		4	2	2	1	5
	Class XV. Diseases peculiar to the first year of life Total	342	342													342					37	16	42	22	31	32	22	38	13	27	30	32
	Ditto M.	197	197													197					21	6	20	13	22	20	12	27	6	14	16	20
	" F.	145	145													145					16	10	22	9	9	12	10	11	7	13	14	12
158	Congenital debility M.	10	10													10						1	3	2	1		1	1			1	
	" F.	3	3													3					2											1
159	Premature birth M.	119	119													119					16	2	8	6	14	10	9	18	5	8	10	13
	" F.	99	99													99					9	4	17	7	9	4	9	9	3	9	12	7
160	Injury at birth M.	42	42													42					4	2	5	3	6	5	2	7		3	1	4
	" F.	27	27													27					2	3	3	1		8	1		3	2	1	3
	(a.) Intracranial or spinal hæmorrhage M.	25	25													25					1	2	4	2	3	4	1	3		1		4
	Ditto F.	10	10													10					2	2	1			3				1	1	
	(b.) Other intracranial or spinal injuries M.	3	3													3								1				2				
	Ditto F.	4	4													4							1			1	1		1			
	(c.) Others under this title M.	14	14													14					3		1		3	1	1	2		2	1	
	" F.	13	13													13						1	1	1		4			2	1		3
161	Other diseases peculiar to the first year of life M.	26	26													26					1	1	4	2	1	5		1	1	3	4	3
	Ditto F.	16	16													16					3	3	2	1				2	1	2	1	1
	(a.) Asphyxia (unspecified), atelectasis M.	12	12													12							2		1	3				1	3	2
	Ditto F.	11	11													11					3	2	2						1	2	1	
	(b.) Infection of the umbilicus, pemphigus, and other infections M.	1	1													1															1	
	Ditto F.	1	1													1												1				
	(c.) Other specified diseases peculiar to the first year of life M.	13	13													13					1	1	2	2		2		1	1	2		1
	Ditto F.	4	4													4						1		1				1				1
	Class XVI. Senility Total	192					37					62		90	3	69	72	14	33	4	22	20	25	20	16	12	10	11	8	13	17	18
	" M.	111					33					45		31	2	36	45	8	19	3	15	11	11	11	10	6	7	5	7	5	11	12
	" F.	81					4					17		59	1	33	27	6	14	1	7	9	14	9	6	6	3	6	1	8	6	6

TABLE 25.—CAUSES OF DEATH FOR EACH SEX BY CONJUGAL CONDITION, NATIVITY, AND MONTH OF DEATH, BRITISH COLUMBIA, 1943—*Continued.*

Int. List No.	CAUSES OF DEATH.	TOTAL.	CONJUGAL CONDITION.													NATIVITY.					MONTHS.											
				Single.					Married.									Foreign.														
			Under 15 Yrs.	15–24 Yrs.	25–44 Yrs.	45–64 Yrs.	65 Yrs. and over.	Age not stated.	15–24 Yrs.	25–44 Yrs.	45–64 Yrs.	65 Yrs. and over.	Age not stated.	Widowed.	Not stated.	Canada.	British.	United States.	Other.	Not stated.	January.	February.	March.	April.	May.	June.	July.	August.	September.	October.	November.	December.
162	Senility M.	111					33					45		31	2	36	45	8	19	3	15	11	11	11	10	6	7	5	7	5	11	12
	,, F.	81					4					17		59	1	33	27	6	14	1	7	9	14	9	6	6	3	6	1	8	6	6
	(a.) With dementia M.	63					22					24		17		20	26	6	10	1	6	7	9	7	5	4	5	1	4	1	7	7
	,, F.	47					4					9		33	1	17	20	4	6		1	5	12	5	5	4	2	3	1	3	3	3
	(b.) Without dementia M.	48					11					21		14	2	16	19	2	9	2	9	4	2	4	5	2	2	4	3	4	4	5
	,, F.	34										8		26		16	7	2	8	1	6	4	2	4	1	2	1	3		5	3	3
	Class XVII. Violent or accidental deaths Total	919	93	125	87	51	53		16	128	154	65	1	124	22	469	193	66	151	40	83	78	77	78	75	78	84	81	83	64	74	64
	Ditto M.	725	56	117	84	49	40		12	111	119	49	1	65	22	363	137	56	129	40	72	66	58	58	62	59	62	64	62	50	59	53
	,, F.	194	37	8	3	2	13		4	17	35	16		59		106	56	10	22		11	12	19	20	13	19	22	17	21	14	15	11
163,	Suicides M.	58	1	2	7	5	4			10	17	6		5	1	25	12	1	18	2	4	2	5	4	3	6	11	4	5	5	4	5
164	,, F.	25			1		1		1	7	11	1		3		6	7	2	10		1			1	1	3	2	4	4	5	3	1
163	Suicide by poisoning M.	10				2	1			3	3	1				3	2	1	2	2	1	1	2	1		2	1		1			1
	,, F.	8								1	5	1		1		2	4	1	1						1		1	1	2	2		1
	(a.) By corrosive substances, solid and liquid poisonings M.	6				1	1			2	1	1				1	1	1	2	1			2	1		1	1		1			
	Ditto F.	2								1	1					1	1								1			1				
	(b.) By poisonous gas M.	4				1				1	2					2	1			1	1	1				1						1
	,, F.	6									4	1		1		1	3	1	1								1		2	2		1
164	Suicide by other means M.	48	1	2	7	3	3			7	14	5		5	1	22	10		16		3	1	3	3	3	4	10	4	4	5	4	4
	,, F.	17			1		1		1	6	6			2		4	3	1	9		1			1		3	1	3	2	3	3	
	(a.) By hanging or strangulation M.	21		1	5		1			4	3	3		3	1	9	4		8				1			2	6	4	3	1	1	3
	Ditto F.	7			1					2	4					1	1		5		1			1		1		2		1	1	
	(b.) By drowning M.	1								1									1							1						
	,, F.	5								2	2			1		2			3							2	1		1		1	
	(c.) By firearms or explosives M.	19	1	1	2	3	1			1	8	1		1		9	4		6		2	1	1	3	2		4		1	1	3	1
	,, F.	3							1	1				1		1	1	1											1	1	1	
	(d.) By cutting or piercing instruments M.	4								1	1	1		1		2	1		1				1		1	1				1		
	Ditto F.	2					1			1							1		1									1		1		
	(f.) By crushing M.	2									2					1	1													2		
	(g.) By other or unspecified means M.	1					1									1					1											
166–	Homicides M.	9	1	1	1		1			1	2			2		4	3		2				1	1		1	2			1		3
168	,, F.	6		1						2	2			1		5	1				2		1	1			1					1
166	Homicide by firearms M.	3	1	1	1											3							1				1					1
	,, F.	2									1			1		2							1				1					
167	Homicide by cutting or piercing instruments M.	2								1	1					1			1					1								1
	Ditto F.	2		1						1						2					1											1

168	Homicide by other or unspecified means M.	4					1				1			2			3		1							1	1			1		1
	Ditto F.	2								1	1					1	1				1				1								
169–	Accidental deaths M.	657	54	114	75	44	35		12	100	100	43	1	58	21	334	121	55	109	38	68	64	52	53	59	52	49	60	57	44	54	45
195	,, F.	163	37	7	2	2	12		3	8	22	15		55		95	48	8	12		8	12	18	18	12	16	19	13	17	9	12	9
169	Railway accidents (excluding motor-vehicles) M.	19	1	2	4	3	1			2	4			1	1	12	3	1	2	1	1	2	1	2	3	1	1	3	1		2	2
	Ditto F.	2		1							1					2						1					1					
170	Motor-vehicle accidents M.	131	9	18	15	6	4		4	24	24	12		14	1	75	16	18	19	3	12	13	8	6	10	3	8	16	16	17	8	14
	,, F.	24	9	3		1			1	3	4	1		2		16	3	1	4				1	1	4	1	5	5	3		3	1
	(a.) Collisions with trains M.	4			1		1			1	1					2	1	1					1	1	1				1			
	,, F.	1									1								1						1							
	(b.) Collisions with street-cars M.	7		1						4	1			1		4	1	1	1				2	1					1	2		1
	(c.) Automobile accidents (excluding trains or street-cars) M.	115	9	15	13	6	3		4	17	22	12		13	1	64	14	16	18	3	12	13	5	4	8	3	6	14	14	15	8	13
	Ditto F.	22	9	2		1			1	3	3	1		2		15	3	1	3				1	1	3	1	4	5	3		3	1
	(d.) Motor-cycle accidents (excluding automobiles) M.	5		2	1					2						5									1		2	2				
	Ditto F.	1		1												1											1					
171	Street-car and other road transport accidents M.	13	1			2	1			1	4	2			2	4	3	3	2	1	2	3					1	1		3	2	1
	Ditto F.	4	1			1								2		1	3							1	1				1		1	
	(a.) Street-car accidents (excluding trains and motor-vehicles) M.	9				2	1			1	1	2			2	2	2	2	2	1	2	2						1		1	2	1
	Ditto F.	3				1								2			3								1				1		1	
	(b.) Others under this title M.	4	1								3					2	1	1				1					1			2		
	,, F.	1	1													1								1								
172	Water transport accidents M.	35	2	12	2	7	1			3	2	1		1	4	18	7	1	5	4	9	2		3	1	3	4	6	1	2	2	2
	,, F.	1			1											1													1			
173	Air transport accidents M.	57		30	14				3	10						28	9	6		14	3	2	9	7	6	5	2		16	2	2	3
	,, F.	3			1				1	1						1	1	1											3			
174	Accidents in mines and quarries M.	21		3	1	3				7	6	1				6	5	2	8		4	1	6	2	2	3		1		2		
175	Agricultural and forestry accidents M.	64		11	7	4			3	14	12	3		5	5	33	5	3	18	5	2	3	3	2	9	13	6	5	6	2	11	2
	(a.) Accidents involving agricultural machinery and vehicles M.	4								1	1	1		1				1	3								1	1	1	1		
	(b.) Injury by animals, in agriculture M.	5				1				1	1	1		1		2	1		2					1	1			2	1			
	(c.) Other agricultural accidents M.	2								1		1				2										1	1					
	(d.) Accidents involving forestry machinery and vehicles M.	5			1				1	3						3			2						1	2		1		1	
	(e.) Other forestry accidents M.	48		11	6	3			2	8	10			3	5	26	4	2	11	5	2	3	3	1	8	11	2	2	3	1	10	2
176	Other accidents involving machinery M.	17		3	3	2				2	5			2		9	5	2	1		2	1	4	2			4	2	1			1
177	Food poisoning M.	1												1					1						1							
	,, F.	1	1													1															1	
178	Accidental absorption of poisonous gas M.	19			2	3	1		1	3	5	2		2		6	6	2	5		8	2	4		1		1	1			2	
	Ditto F.	2									2						1	1			1	1										
	(a.) Coal- and illuminating-gas M.	10				1	1		1	1	4	1		1		3	4	1	2		5	1	2				1				1	
	,, F.	1									1						1				1											
	(b.) Motor-vehicle exhaust gas M.	3			1					2						1			2		1	1									1	
	(c.) Other carbon-monoxide gas M.	6			1	2					1	1		1		2	2	1	1		2		2		1			1				
	Ditto F.	1									1							1				1										

TABLE 25.—CAUSES OF DEATH FOR EACH SEX BY CONJUGAL CONDITION, NATIVITY, AND MONTH OF DEATH, BRITISH COLUMBIA, 1943—*Continued.*

Int. List No.	CAUSES OF DEATH.		TOTAL.	CONJUGAL CONDITION.													NATIVITY.					MONTHS.											
					Single.					Married.									Foreign.														
				Under 15 Yrs.	15–24 Yrs.	25–44 Yrs.	45–64 Yrs.	65 Yrs. and over.	Age not stated.	15–24 Yrs.	25–44 Yrs.	45–64 Yrs.	65 Yrs. and over.	Age not stated.	Widowed.	Not stated.	Canada.	British.	United States.	Other.	Not stated.	January.	February.	March.	April.	May.	June.	July.	August.	September.	October.	November.	December.
	Accidental deaths—*Continued.*																																
179	Acute accidental poisoning by solids or liquids	M.	8	2	1	3					2						4	2		2		1			3				1	1	1	1	
	Ditto	F.	5	4							1						5					1	1						1	1			1
180	Conflagration	M.	10	1		2	3	1			1				2		3	4		3		1	2	1		3	1				1	1	
	,,	F.	6	2							2	1			1		6					1					4				1		
181	Accidental burns (conflagration excepted)	M.	13	2	2	1		2				2	2		2		5	5	3				3	2		1	1	2		2		2	
	Ditto	F.	4	2							1	1					3	1										1		3			
182	Accidental mechanical suffocation	M.	7	4	1						1	1					5			2		3		1				1				1	1
	,,	F.	4	3											1		3	1						1	1		1		1				
183	Accidental drowning	M.	72	19	13	9	5	7			4	10	1		1	3	46	11	2	9	4	4	4	2	9	8	7	12	11	5		4	6
	,,	F.	14	7	2			1				3			1		9	3	1	1				1	2	1	1	5	1	1		1	1
184	Accidental injury by firearms	M.	12	1	3	2					4				1	1	5	2	4		1	1		1	1	1				1	1	5	1
185	Accidental injury by cutting or piercing instruments	M.	4	1				1			1					1	2		1		1	1			1						1		1
186	Accidental injury by fall or crushing	M.	104	5	8	6	5	13		1	13	17	17		18	1	45	32	3	21	3	9	15	7	12	9	11	6	8	3	7	8	9
	Ditto	F.	73	1	1			10				9	10		42		34	32	3	4		5	5	11	11	5	7	5	4	3	6	6	5
	(a.) Accidental injury by fall	M.	81	3	5	5	4	12			6	12	16		17	1	37	29	1	13	1	7	10	7	7	8	8	4	8	3	6	5	8
	,,	F.	72	1				10				9	10		42		33	32	3	4		5	5	11	11	4	7	5	4	3	6	6	5
	(b.) Accidental injury by crushing	M.	23	2	3	1	1	1		1	7	5	1		1		8	3	2	8	2	2	5		5	1	3	2			1	3	1
	Ditto	F.	1		1												1									1							
188	Injury by animals	M.	2									1			1		1			1						1			1				
189	Hunger or thirst	F.	1									1						1						1									
190	Excessive cold	M.	8		1	1		2							3	1	3	2	3			4	1			1			1			1	
	,,	F.	1										1				1						1										
191	Excessive heat	M.	1	1													1													1			
	,,	F.	2	1									1				1			1								2					
193	Accidents due to electric currents	M.	3								2	1					2			1			1						2				
	Ditto	F.	1	1													1								1								
195	Other accidents	M.	36	5	6	3	1	1			6	6	2	1	4	1	21	4	1	9	1	1	9	3	3	2	4	1	2	2	5	2	2
	,,	F.	15	5				1		1			2		6		10	2	1	2			3	3	1	1	2		2	1	1		1
	(c.) Lack of care of the newborn	M.	1	1													1					1											
	(d.) Obstruction, suffocation, or puncture by ingested objects	M.	7	3		1						1			2		5			2			1				1	1			2	1	1
	Ditto	F.	7	5						1					1		7						1	1					2	1	1		1
	(e.) Other and unspecified objects	M.	28	1	6	2	1	1			6	5	2	1	2	1	15	4	1	7	1		8	3	3	2	3		2	2	3	1	1
	Ditto	F.	8					1					2		5		3	2	1	2			2	2	1	1	2						

196–198	*Operations of war and legal executions* M.	1			1												1															1	
198	Legal executions M.	1			1												1															1	
	Class XVIII. Ill-defined and unknown causes of death Total	45	15	2	2	1	1			4	11	4		5		30	6	2	7		6	3	2	2	6	1	3	5	4	8	1	4
	Ditto M.	27	8	1	1						8	4		5		15	4	1	7		4	2	1	1	2		2	5	1	6		3
	,, F.	18	7	1	1	1	1			4	3					15	2	1			2	1	1	1	4	1	1		3	2	1	1
200	Ill-defined and unknown causes M.	27	8	1	1						8	4		5		15	4	1	7		4	2	1	1	2		2	5	1	6		3
	,, F.	18	7	1	1	1	1			4	3					15	2	1			2	1	1	1	4	1	1		3	2	1	1
	(a.) Ill-defined M.	17	4								6	3		4		7	3	1	6		3	1	1	1	1		2	3	1	2		2
	,, F.	8	2			1				3	2					6	1	1			1	1	1	1	2				1		1	
	(c.) Unknown or unspecified cause M.	10	4	1	1						2	1		1		8	1		1		1	1			1			2		4		1
	Ditto F.	10	5	1	1		1			1	1					9	1				1				2	1	1		2	2		1

CLASSIFICATION OF ACCIDENTAL DEATHS ACCORDING TO THE NATURE OF INJURY.

(These accidental deaths are classified above according to circumstances involving the accident, under rubrics 169 to 176, 178, 180, 181, 182, 183, 185, 186, 187, and 193.)

	Accidental absorption of poisonous gas M.	24		1	2	5	2		1	3	5	2		3		8	8	2	6		9	2	4		2	1	1	1			4	
	Ditto F.	2									2						1	1			1	1											
	Accidental burns M.	27	3	7	3	3	2			2	2	2		3		10	8	4	3	2	2	5	3	1	3	1	3	1	2	1	5	
	,, F.	10	4							3	2			1		9	1				1					4	1		3	1		
	Accidental mechanical suffocation M.	11	4	2	1					1	3					7	1		3		4		2		1	1	1				1	1
	,, F.	4	3											1		3	1						1	1		1		1				
	Accidental drowning M.	106	21	29	12	10	8		1	6	13	1		1	4	69	16	3	12	6	7	5	4	12	11	10	15	17	8	2	7	8
	,, F.	15	7	2			1			1	3			1		9	3	2	1				1	2	1	1	6	1	1		1	1
	Accidental injury by cutting or piercing instruments M.	5	1				1			1				1	1	2		2		1	1			1			1			1		1
	Accidental injury by fall M.	104	4	5	7	5	12			10	18	20		22	1	48	33	3	19	1	8	13	10	9	8	10	8	11	5	8	5	9
	,, F.	74	2	1			10				9	10		42		35	32	3	4		5	5	11	12	4	7	6	4	3	6	6	5
	Accidental injury by crushing M.	302	12	57	41	19	7		9	63	51	16		18	9	150	45	32	52	23	25	28	25	23	28	23	19	24	36	25	23	23
	,, F.	30	9	4	1	2			2	3	5	1		3		19	6	1	4			1	1	1	6		4	5	7		4	1
	Accidents due to electric currents M.	4		1						2	1					3			1			1				1		2				
	,, F.	1	1													1								1								

TABLE 26.—CAUSES OF DEATH BY SEX AND AGE, VANCOUVER, 1943.

TABLE 27.—CAUSES OF DEATH FOR EACH SEX BY CONJUGAL CONDITION, NATIVITY, AND MONTH OF DEATH, VANCOUVER, 1943.

TABLE 28.—CAUSES OF DEATH BY SEX AND AGE, VICTORIA, 1943.

TABLE 29.—CAUSES OF DEATH FOR EACH SEX BY CONJUGAL CONDITION, NATIVITY, AND MONTH OF DEATH, VICTORIA, 1943.

Detailed information under the above headings may be secured on request, if reason sufficiently URGENT.

TABLE 30.—CAUSES OF DEATH BY SEX IN

Int. List No.	CAUSES OF DEATH.		TOTAL.	Div. No. 1a.	Div. No. 1b.	Div. No. 1c.	Div. No. 2a.	Div. No. 2b.	Div. No. 2c.	Div. No. 3a.	Div. No. 3b.	Div. No. 3c.	Div. No. 4a.	Div. No. 4b.	Div. No. 5a.	Div. No. 5b.	Div. No. 5c.	Div. No. 5d.
	Deaths—All causes	Total	10012	24	102	67	37	177	240	254	156	52	1326	4362	1570	34	94	114
	,,	M.	6177	17	65	46	23	110	158	159	93	34	814	2638	912	21	67	73
	,,	F.	3835	7	37	21	14	67	82	95	63	18	512	1724	658	13	27	41
	Class I. Infectious and parasitic diseases	Total	1020	2	3	4	2	4	20	22	9	3	152	356	109	6	6	7
	Ditto	M.	613	2	2	4	1	3	12	12	7	1	89	232	72	3	3	3
	,,	F.	407		1		1	1	8	10	2	2	63	124	37	3	3	4
1	Typhoid fever	F.	3							3								
6	Cerebrospinal meningitis	M.	7											4				
	,,	F.	3											2	1			
8	Scarlet fever	M.	2												1			
9	Whooping-cough	M.	9		1					2			1	4				
	,,	F.	7											5	1			
10	Diphtheria	M.	4											2				
	,,	F.	1															
11	Erysipelas	M.	2											1				
	,,	F.	1											1				
12	Tetanus	M.	1											1				
13–	Tuberculosis	M.	370	1	1	2	1	1	8	7	2		48	139	46	2	1	
22	,,	F.	243					1	5	4	1	1	39	64	25	3	1	
13	Tuberculosis of the respiratory system	M.	330	1	1	2		1	8	6	1		45	125	41	2	1	
	Ditto	F.	207						4	4	1	1	35	57	21	3		
	(a.) With mention of occupational diseases of lungs	M.	26						2				2	12	4			
	(b.) Without mention of occupational diseases of lungs	M.	269	1	1	1		1	6	6	1		33	113	35	1	1	
	Ditto	F.	179						4	4	1	1	30	56	21	3		
	(c.) Unspecified site	M.	25			1									2	1		
	,,	F.	23											1				
	(d.) With mention of dementia præcox	M.	10										10					
	Ditto	F.	5										5					
14	Tuberculosis of the meninges and central nervous system	M.	12								1			1	1			
	Ditto	F.	24					1					4	4	2			
15	Tuberculosis of the intestines and peritoneum	M.	5											1	1			
	Ditto	F.	3						1					1	1			
16	Tuberculosis of the vertebral column	M.	9										2	4	1			
	,,	F.	2											1				
17	Tuberculosis of other bones and joints	M.	1											1				
	Ditto	F.	2											1				
	(a.) Bones	F.	1											1				
	(b.) Joints	M.	1											1				
	,,	F.	1															
19	Tuberculosis of the lymphatic system (bronchial, mesenteric, mediastinal and retroperitoneal glands excepted)	M.	3				1								1			
	Ditto	F.	2														1	
20	Tuberculosis of the genito-urinary system	M.	4							1			1	1	1			
	Ditto	F.	1															
21	Tuberculosis of other organs	M.	1											1				
22	Disseminated tuberculosis	M.	5											5				
	,,	F.	2												1			
	(a.) Acute generalized miliary	M.	5											5				
	,,	F.	1															
	(b.) Other and unspecified generalized	F.	1												1			
23	Leprosy	M.	2												2			
24	Purulent infection and septicæmia	M.	1												1			
	,,	F.	2										1	1				
25	Gonococcus infection	M.	4							1				3				
27	Dysentery	M.	10										1	2				
	,,	F.	6											1				
28	Malaria	M.	1									1						
30	Syphilis	M.	68					1	4	1	1		20	28	8		1	
	,,	F.	26						1				6	11	1			
	(a.) Locomotor ataxia (tabes dorsalis)	M.	5											3	2			
	Ditto	F.	3											1	1			
	(b.) General paralysis of the insane	M.	20										19		1			
	,,	F.	6						1				4					
	(c.) Other syphilis of the central nervous system	M.	6					1						4	1			
	Ditto	F.	4											2				
	(d.) Others under this title	M.	37						4	1	1		1	21	4		1	
	,,	F.	13										2	8				

CENSUS DIVISIONS, BRITISH COLUMBIA, 1943.

Div. No. 5e.	Div. No. 5f.	Div. No. 6a.	Div. No. 6b.	Div. No. 6c.	Div. No. 6d.	Div. No. 6e.	Div. No. 6f.	Div. No. 7a.	Div. No. 7b.	Div. No. 7c.	Div. No. 8a.	Div. No. 8b.	Div. No. 8c.	Div. No. 8d.	Div. No. 8e.	Div. No. 8f.	Div. No. 8g.	Div. No. 9a.	Div. No. 9b.	Div. No. 9c.	Div. No. 9d.	Div. No. 9e.	Div. No. 9f.	Div. No. 10a.	Div. No. 10b.	Div. No. 10c.	Div. No. 10d.	Int. List No.
18	51	13	63	293	2	9	30	44	13	58	64	13	10	61	98	42	33	8	55	27	184	12	33	22	18	49	80	
13	36	9	38	199	1	5	18	24	10	29	48	7	4	48	58	20	20	8	28	16	150	7	25	19	12	35	60	
5	15	4	25	94	1	4	12	20	3	29	16	6	6	13	40	22	13		27	11	34	5	8	3	6	14	20	
5	7	2	6	71	1	3	3	13	3	6	6		6	3	30	12	17	1	43	7	29	4	4	1	10	14	8	
4	4	2	3	45	1		3	4	2	1	4		2	1	13	3	9	1	19	3	17	2	4		7	7	6	
1	3		3	26		3		9	1	5	2		4	2	17	9	8		24	4	12	2		1	3	7	2	
																												1
				1														1			1							6
																											1	8
																	1											9
				1																								
	2																											10
																					1							
																					1							11
																												12
4	1	1	2	41	1		2	4	2		3		2		12	3	6		7	3	7	2	1		2	4	1	13–
1	1		2	21				6	1	4	2		4		14	7	5		14	2	9	2		1		3		22
4	1	1		36	1		2	4	2		2		2		10	3	6		6	3	5	1			2	4	1	13
1	1		2	19				2	1	3	2		4		10	5	5		9	2	9	2		1		3		
				5																	1							13a
3	1	1		31	1		2	3	2		2				8	2	3		4	2	2					2		13b
1	1		1	18				2	1	2	2				9	4			8		6	2				2		
1								1					2		2	1	3		2	1	2	1			2	2	1	13c
			1	1						1			4		1	1	5		1	2	3			1		1		
																												13d
			2	3							1				1				1		1							14
				1				4		1					1	2			4									
				2																	1							15
																						1	1					16
															1													
																												17
															1													
																												17a
																												17b
															1													
															1													19
																			1									
																												20
															1													
																												21
																												22
				1																								
																												22a
				1																								
																												22b
																												23
																												24
																												25
																			6		1							27
				1				1											3									
																												28
	1	1																			2							30
	1			2						1				1						1	1							
																												30a
																					1							
																												30b
				1																								
																												30c
				1						1																		
	1	1																			2							30d
	1													1						1								

TABLE 30.—CAUSES OF DEATH BY SEX IN CENSUS

Int. List No.	CAUSES OF DEATH.		TOTAL.	Div. No. 1a.	Div. No. 1b.	Div. No. 1c.	Div. No. 2a.	Div. No. 2b.	Div. No. 2c.	Div. No. 3a.	Div. No. 3b.	Div. No. 3c.	Div. No. 4a.	Div. No. 4b.	Div. No. 5a.	Div. No. 5b.	Div. No. 5c.	Div. No. 5d.
32	Other diseases due to spirochætes	M.	1										1					
33	Influenza	M.	103			1		1		1	2		16	37	9	1	1	3
	,,	F.	86		1				2	3	1	1	15	28	5		1	3
	(a.) With respiratory complications	M.	78			1		1			2		14	33	6	1	1	3
	,,	F.	56						1	3	1		12	24	4			2
	(b.) Without respiratory complications	M.	25							1			2	4	3			
	Ditto	F.	30		1				1			1	3	4	1		1	1
35	Measles	M.	10	1							2				3			
	,,	F.	12											4				
36	Acute poliomyelitis and polioencephalitis	F.	1											1				
37	Acute infectious encephalitis	M.	4										1	2	1			
	,,	F.	7				1						1	1	3		1	
38	Other diseases due to filterable viruses	F.	1															1
	(c.) Chicken-pox	F.	1															1
43	Mycoses	M.	2											1				
44	Other infectious and parasitic diseases	M.	12			1							1	8	1			
	,,	F.	8										1	5	1			
	(b.) Lymphogranulomatosis (Hodgkin's disease)	M.	10			1							1	6	1			
	Ditto	F.	8										1	5	1			
	(c.) Mumps	M.	2											2				
	Class II. Cancer and other tumours	Total	1,325		7	6	7	20	33	36	19	6	118	721	222	3	9	16
	,,	M.	717		5	5	5	10	21	19	11	3	64	385	115	2	6	9
	,,	F.	608		2	1	2	10	12	17	8	3	54	336	107	1	3	7
45–55	Cancer and other malignant tumours	M.	702		5	5	5	10	21	18	10	3	60	380	115	2	6	9
	,,	F.	588		2	1	2	9	11	16	8	3	52	329	104	1	3	7
45	Cancer of the buccal cavity and pharynx	M.	30		1	1			1				2	14	8			1
	Ditto	F.	11										1	7	2			
46	Cancer of the digestive organs and peritoneum	M.	384		3	3	3	8	10	13	5	1	36	205	57	2	4	4
	Ditto	F.	243		2	1	2	2	4	8	1	1	25	133	44	1		2
	(a.) Œsophagus	M.	21							2			2	14	2		1	
	,,	F.	10							3			1	6				
	(b.) Stomach	M.	172		2	2	2	4	6	7	3	1	19	85	21	1	1	2
	,,	F.	89		1		1	1	3	1	1	1	10	49	16			
	(c.) Duodenum	F.	1						1									
	(d.) Rectum and anus	M.	47				1		1	1	1		3	30	7		1	
	,,	F.	26										4	18	3			
	(e.) Intestines	M.	68					3	2	3	1		7	31	14	1	1	
	,,	F.	69		1	1		1		2			6	37	18	1		1
	(f.) Liver and biliary passages	M.	35			1		1	1				3	22	4			1
	,,	F.	22				1			1			3	9	2			1
	(g.) Pancreas	M.	35		1								2	21	6			
	,,	F.	18							1			1	8	4			
	(h.) Mesentery and peritoneum	M.	4											2	1			1
	,,	F.	4											2	1			
	(m.) Other and unspecified sites	M.	2												2			
	,,	F.	4											4				
47	Cancer of the respiratory system	M.	90		1		1		5	1	1	1	5	56	15			
	,,	F.	17										4	11	1			
	(a.) Larynx	M.	15						1					10	4			
	(b.) Lung	M.	48		1		1		4		1	1	4	26	7			
	,,	F.	14										4	8	1			
	(c.) Mediastinum and other sites	M.	27							1			1	20	4			
	,,	F.	3											3				
48	Cancer of the uterus	F.	81					1	1	1	2	2	5	47	13		1	2
	(a.) Cervix	F.	23							1			1	17	3			
	(b.) Other and unspecified sites	F.	58					1	1		2	2	4	30	10		1	2
49	Cancer of other female organs	F.	45					1	2	2			1	25	11			1
50	Cancer of the breast	M.	1											1				
	,,	F.	118					1	2	1	3		9	70	21		2	2
51	Cancer of the male genital organs	M.	83			1	1	1	4	1	2		5	44	15			1
52	Cancer of the urinary organs	M.	36					1	1	2	1		4	18	6			1
	,,	F.	21					1		1			3	13	3			
	(a.) Kidney	M.	8										2	4	1			
	,,	F.	12					1					3	7	1			
	(b.) Bladder	M.	28					1	1	2	1		2	14	5			1
	,,	F.	9							1				6	2			
53	Cancer of the skin	M.	9									1		6	1			1
	,,	F.	7											4	1			
54	Cancer of the brain	M.	22							1			1	14	3		1	
	,,	F.	10						1		1		1	6	1			
55	Cancer of other and unspecified organs	M.	47								1		7	22	10		1	1
	Ditto	F.	35					3	1	3	1		3	13	7			
56	Non-malignant tumours	M.	9							1	1		2	3				
	,,	F.	18					1	1				2	7	3			

DIVISIONS, BRITISH COLUMBIA, 1943—*Continued.*

Div. No. 5e.	Div. No. 5f.	Div. No. 6a.	Div. No. 6b.	Div. No. 6c.	Div. No. 6d.	Div. No. 6e.	Div. No. 6f.	Div. No. 7a.	Div. No. 7b.	Div. No. 7c.	Div. No. 8a.	Div. No. 8b.	Div. No. 8c.	Div. No. 8d.	Div. No. 8e.	Div. No. 8f.	Div. No. 8g.	Div. No. 9a.	Div. No. 9b.	Div. No. 9c.	Div. No. 9d.	Div. No. 9e.	Div. No. 9f.	Div. No. 10a.	Div. No. 10b.	Div. No. 10c.	Div. No. 10d.	Int. List No.
																												32
			1	2			1			1				1	1		1		6		4		3		5	3	2	33
	1			1		3		1						1	2	2			7						3	3	2	
			1	2			1								1				3		4		2				2	33a
	1					1		1								1			4							1		
										1				1			1		3				1		5	3		33b
				1		2								1	2	1			3						3	2	2	
											1						1										2	35
								1							1		3			1	1					1		
																												36
																												37
																												38
																												38c
																					1							43
				1																								44
			1																									
				1																								44b
			1																									
																												44c
1	3		6	26	1		2	4		7	10	1		5	6	3		1			17	1	1			2	5	
	1		2	13			1	2		3	6			4	4	2		1			12	1	1			1	3	
1	2		4	13	1		1	2		4	4	1		1	2	1					5					1	2	
	1		2	13			1	2		3	6			4	4	2		1			10	1				1	2	45–
1	1		3	12	1		1	2		4	3	1		1	2	1					4					1	2	55
										1											1							45
																					1							
			1	8			1	1		1	5				2	1		1			7						2	46
1			1	4				1		2	1	1		1	1	1					2						1	
																												46a
				6				1			3				1	1		1			3							46b
				1				1				1			1												1	
																												46c
				1											1													46d
																					1							
							1														3						1	46e
														1														
				1							1																	46f
1			1							1						1					1							
			1							1	1										1						1	46g
				3							1																	
																												46h
										1																		
																												46m
				2										1							1							47
																											1	
																												47a
				1										1							1							47b
																											1	
				1																								47c
				1	1		1				2										1							48
					1																							48a
				1			1				2										1							48b
				1						1																		49
																												50
			2	2				1							1											1		
	1			1										3	1	1					1							51
								1																		1		52
								1																				52a
																										1		52b
																												53
				1						1																		
				2																								54
			1							1	1				1							1						55
	1			3																								
																							1				1	56
	1		1	1							1																	

TABLE 30.—CAUSES OF DEATH BY SEX IN CENSUS

Int. List No.	CAUSES OF DEATH.	TOTAL.	Div. No. 1a.	Div. No. 1b.	Div. No. 1c.	Div. No. 2a.	Div. No. 2b.	Div. No. 2c.	Div. No. 3a.	Div. No. 3b.	Div. No. 3c.	Div. No. 4a.	Div. No. 4b.	Div. No. 5a.	Div. No. 5b.	Div. No. 5c.	Div. No. 5d.
	Non-malignant tumours—*Continued.*																
	(a.) Ovary F.	4						1				1					
	(b.) Uterus F.	7					1						4	1			
	(d.) Brain and other parts of the central nervous system M.	4							1			1	1				
	Ditto F.	2											2				
	(e.) Other and unspecified organs M.	5								1		1	2				
	" F.	5										1	1	2			
57	Tumours of undetermined nature M.	6										2	2				
	" F.	2							1								
	(d.) Brain and other parts of the central nervous system M.	5										1	2				
	Ditto F.	1							1								
	(e.) Other and unspecified organs M.	1										1					
	" F.	1															
	Class III. Rheumatism, diseases of nutrition and of the endocrine glands, other general and vitamin deficiency diseases Total	336	2	5	6	1	6	10	7	7	2	42	154	52	1	6	6
	Ditto M.	160	2	2	4		1	5	4	3	1	17	81	22		2	2
	" F.	176		3	2	1	5	5	3	4	1	25	73	30	1	4	4
58	Acute rheumatic fever M.	8			1		1		1				2				
	" F.	9					1	1	2	1	1	1	2				
	(a.) Acute rheumatic heart conditions M.	8			1		1		1				2				
	Ditto F.	7					1		2	1		1	2				
	(b.) Others under this title F.	2						1			1						
59	Chronic rheumatism and other rheumatic diseases M.	6							1			1	3	1			
	Ditto F.	6			1							1			1		1
60	Gout M.	1										1					
61	Diabetes mellitus M.	90	1	1	3			3		1	1	12	46	14		1	1
	" F.	111		2	1		4	4				19	52	20		1	2
62	Diseases of the pituitary gland M.	2											2				
	" F.	1								1							
63	Diseases of the thyroid and parathyroid glands M.	22						1	1	1			11	6		1	
	" F.	32				1			1	1		2	12	7		2	
	(a.) Simple goitre M.	1															
	" F.	2											2				
	(b.) Exophthalmic goitre M.	20						1	1	1			10	6		1	
	" F.	27							1	1		2	9	6		2	
	(c.) Myxœdema and cretinism F.	3				1							1	1			
	(d.) Others under this title M.	1											1				
64	Diseases of the thymus gland M.	26	1	1				1	1	1		2	16	1			1
	" F.	14								1		1	7	3		1	1
65	Diseases of the adrenal glands (Addison's disease) M.	3										1					
66	Other general diseases M.	1											1				
	" F.	1										1					
	(a.) Osteomalacia M.	1											1				
	(b.) Others under this title F.	1										1					
69	Pellagra F.	1		1													
70	Rickets M.	1															
	" F.	1															
	Class IV. Diseases of the blood and blood-forming organs Total	68			1		4		1	2		13	29	10		2	
	Ditto M.	44			1		1		1			9	15	10		1	
	" F.	24					3			2		4	14			1	
72	Hæmorrhagic conditions M.	4										1	2				
	" F.	2										1	1				
	(a.) Primary purpura M.	4										1	2				
	" F.	1											1				
	(b.) Hæmophilia F.	1										1					
73	Anæmias M.	11			1		1					3	2	1		1	
	" F.	8								1		2	5				
	(a.) Pernicious anæmia M.	8					1					3	2	1			
	" F.	5								1		2	2				
	(b.) Others under this title M.	3			1											1	
	" F.	3											3				
74	Leukæmias and aleukæmias M.	23							1			4	8	8			
	" F.	11					3						8				
	(a.) Leukæmias M.	22							1			4	8	7			
	" F.	11					3						8				
	(b.) Aleukæmias (Hodgkin's disease excepted) M.	1												1			
75	Diseases of the spleen M.	5										1	2	1			
	" F.	3								1		1				1	

DIVISIONS, BRITISH COLUMBIA, 1943—*Continued.*

Div. No. 5e.	Div. No. 5f.	Div. No. 6a.	Div. No. 6b.	Div. No. 6c.	Div. No. 6d.	Div. No. 6e.	Div. No. 6f.	Div. No. 7a.	Div. No. 7b.	Div. No. 7c.	Div. No. 8a.	Div. No. 8b.	Div. No. 8c.	Div. No. 8d.	Div. No. 8e.	Div. No. 8f.	Div. No. 8g.	Div. No. 9a.	Div. No. 9b.	Div. No. 9c.	Div. No. 9d.	Div. No. 9e.	Div. No. 9f.	Div. No. 10a.	Div. No. 10b.	Div. No. 10c.	Div. No. 10d.	Int. List No.
			1	1																								56a
											1																	56b
																											1	56d
																							1					56e
	1																				2							57
																					1							
																					2							57d
																												57e
																					1							
1			1	7			1			2	2		1	1	1				1		7					1	3	
			1	3									1		1				1		4						3	
1				4			1			2	2			1							3					1		
																					2						1	58
																					2						1	58a
																												58b
											2																	59
																												60
				2											1						1						2	61
				3						2											1							
																												62
																			1									63
1							1							1							2					1		
																			1									63a
																												63b
1							1							1							2					1		
																												63c
																												63d
																					1							64
				1									1															65
																												66
																												66a
																												66b
																												69
			1																									70
				1																								
		1	1	1											1	1					1							
		1	1	1											1	1					1							
																					1							72
																					1							72a
																												72b
			1	1																								73
				1																								73a
			1																									73b
		1														1												74
		1														1												74a
															1													74b
																												75

TABLE 30.—CAUSES OF DEATH BY SEX IN CENSUS

Int. List No.	CAUSES OF DEATH.	TOTAL.	Div. No. 1a.	Div. No. 1b.	Div. No. 1c.	Div. No. 2a.	Div. No. 2b.	Div. No. 2c.	Div. No. 3a.	Div. No. 3b.	Div. No. 3c.	Div. No. 4a.	Div. No. 4b.	Div. No. 5a.	Div. No. 5b.	Div. No. 5c.	Div. No. 5d.
76	Other diseases of the blood and blood-forming organs M.	1											1				
	Class V. Chronic poisoning and intoxication Total	13								1			2	3			
	Ditto M.	12								1			1	3			
	" F.	1											1				
77	Alcoholism M.	9											1	1			
	" F.	1											1				
	(a.) Acute alcoholism M.	4											1	1			
	" F.	1											1				
	(b.) Chronic alcoholism M.	2															
	(c.) Others under this title M.	3															
78	Lead poisoning M.	1												1			
	(a.) Occupational M.	1												1			
79	Chronic poisoning by other mineral and organic substances M.	2								1				1			
	(b.) Non-occupational M.	2								1				1			
	Class VI. Diseases of the nervous system and sense organs Total	928	3	8	6	3	17	13	31	17	2	147	422	148	2	6	11
	Ditto M.	500	2	6	3	2	11	9	20	7	1	91	203	72	1	5	7
	" F.	428	1	2	3	1	6	4	11	10	1	56	219	76	1	1	4
80	Encephalitis (non-epidemic) M.	5										2	2				
	" F.	1															
	(a.) Intracranial abscess M.	4										1	2				
	" F.	1															
	(b.) Others under this title M.	1										1					
81	Meningitis (non-meningococcal) M.	10					2		1		1	1	5				
	" F.	4										2					
	(a.) Simple meningitis M.	9					1		1		1	1	5				
	" F.	3										1					
	(b.) Acute cerebrospinal meningitis M.	1					1										
	" F.	1										1					
82	Diseases of the medulla and spinal cord M.	10											6	3			
	Ditto F.	13		1								1	9	1			
83	Intracranial lesions of vascular origin M.	372	2	6	1	1	7	9	14	7		54	148	63	1	4	7
	" F.	346	1	1	3	1	6	4	9	8	1	33	186	67	1	1	3
	(a.) Cerebral hæmorrhage or effusion M.	140		1		1	4	4	5	3		31	41	27		3	2
	Ditto F.	124			1	1	3	3	6	2		15	64	18		1	1
	(b.) Cerebral embolism and thrombosis M.	18										1	10	3			2
	Ditto F.	18		1								1	9	5			
	(c.) Cerebral softening M.	2											1				
	(d.) Hemiplegia and other paralysis of unspecified origin M.	14		1					3	1		1	5				
	Ditto F.	14					3		1	1	1		2	3			
	(e.) With mention of arteriosclerosis M.	198	2	4	1		3	5	6	3		21	91	33	1	1	3
	" F.	190	1		2			1	2	5		17	111	41	1		2
84	Mental disorders and deficiency (general paralysis of the insane excepted) M.	29			1				1			24	2				
	Ditto F.	11								1		8	1	1			
	(a.) Schizophrenia (dementia præcox) M.	3										3					
	Ditto F.	1										1					
	(b.) Others under this title M.	26			1				1			21	2				
	" F.	10								1		7	1	1			
85	Epilepsy M.	12					1		2			5	2	1		1	
	" F.	8										2	3	1			1
86	Convulsions (under 5 years of age) M.	8				1	1		1			1					
	" F.	4										1					
87	Other diseases of the nervous system M.	48										4	34	5			
	" F.	35							2	1		7	18	5			
	(b.) Neuritis M.	1															
	(c.) Paralysis agitans M.	9											6	1			
	" F.	12								1		4	4	2			
	(d.) Disseminated sclerosis M.	34										3	25	4			
	" F.	19							1			1	14	3			
	(e.) Others under this title M.	4										1	3				
	" F.	4							1			2					
88	Diseases of organs of vision M.	1											1				
	" F.	2										1	1				
89	Diseases of the ear and of the mastoid process M.	5			1				1				3				
	Ditto F.	4										1	1	1			
	(a.) Otitis and other diseases of the ear M.	5			1				1				3				
	Ditto F.	2										1					
	(b.) Diseases of the mastoid process F.	2											1	1			

DIVISIONS, BRITISH COLUMBIA, 1943—*Continued.*

Div. No. 5e.	Div. No. 5f.	Div. No. 6a.	Div. No. 6b.	Div. No. 6c.	Div. No. 6d.	Div. No. 6e.	Div. No. 6f.	Div. No. 7a.	Div. No. 7b.	Div. No. 7c.	Div. No. 8a.	Div. No. 8b.	Div. No. 8c.	Div. No. 8d.	Div. No. 8e.	Div. No. 8f.	Div. No. 8g.	Div. No. 9a.	Div. No. 9b.	Div. No. 9c.	Div. No. 9d.	Div. No. 9e.	Div. No. 9f.	Div. No. 10a.	Div. No. 10b.	Div. No. 10c.	Div. No. 10d.	Int. List No.
																												76
				1										1							5							
				1										1							5							
				1										1							5							77
																					2							77a
														1							1							77b
				1																	2							77c
																												78
																												78a
																												79
																												79b
	2	2	9	29			3	5		3	4			7	4	3	1			4	10		2			1	3	
	1		3	20			3	2		1	4			6	3	2				1	10		1			1	2	
	1	2	6	9				3		2				1	1	1	1			3			1				1	
											1																	80
			1																									
											1																	80a
			1																									
																												80b
																												81
				1																1								
																												81a
				1																1								
																												81b
																												82
			1																									
				1																								
	1		2	19			1	2		1	2			4	3	1				1	7		1			1	2	83
	1	2	4	5				2		2				1		1	1			1							1	
	1			6			1			1	1			2	1					1	2		1			1		83a
	1	1	2					1		1				1						1							1	
								1						1														83b
				1				1																				
				1																								83c
				2											1													83d
			1	1													1											
			2	10				1			1			1	1	1					5						2	83e
		1	1	3						1						1												
														1														84
																												84a
														1														84b
																												85
			1													1					1							86
							2																					
								1							1					1								87
				1							1			1							2							
				1																			1					87b
				1																								87c
											1			1														
																							1					
																					2							87d
																												87e
				1																								88
																												89
				1																								
																												89a
				1																								89b

TABLE 30.—CAUSES OF DEATH BY SEX IN CENSUS

Int. List No.	CAUSES OF DEATH.	TOTAL.	Div. No. 1a.	Div. No. 1b.	Div. No. 1c.	Div. No. 2a.	Div. No. 2b.	Div. No. 2c.	Div. No. 3a.	Div. No. 3b.	Div. No. 3c.	Div. No. 4a.	Div. No. 4b.	Div. No. 5a.	Div. No. 5b.	Div. No. 5c.	Div. No. 5d.
	Class VII. Diseases of the circulatory system ... Total	3078	6	35	17	12	45	72	83	45	18	407	1439	555	10	21	35
	Ditto ... M.	1986	6	26	10	8	28	54	49	28	12	272	910	319	8	15	23
	" ... F.	1092		9	7	4	17	18	34	17	6	135	529	236	2	6	12
90–95	Diseases of the heart ... M.	1854	5	25	9	7	26	52	45	27	11	250	858	299	8	14	22
	" ... F.	1002		6	6	4	15	18	31	16	6	123	486	218	1	5	12
90	Pericarditis (acute rheumatic excluded) ... M.	2											2				
	Ditto ... F.	1											1				
	(a.) Chronic rheumatic pericarditis ... M.	1											1				
	(b.) Others under this title ... M.	1											1				
	" ... F.	1											1				
91	Acute endocarditis (non-rheumatic) M.	15						1				2	5	3			
	" ... F.	9										1	4	3			
	(a.) Bacterial endocarditis (acute, subacute, or unspecified) ... M.	9						1				2	2	2			
	Ditto ... F.	5											2	3			
	(b.) Other acute or subacute endocarditis ... M.	4											3				
	(c.) Endocarditis (not specified under 45 years) ... M.	2												1			
	Ditto ... F.	4										1	2				
92	Chronic affections of the valves and endocardium ... M.	175	1	2		2	2	9	1	4	1	23	69	27	3	3	3
	Ditto ... F.	102			1		2	3	3	2	1	12	46	16		1	3
	(a.) Specified valvular diseases (rheumatic) ... M.	55	1	1			2	3				1	34	4		1	
	Ditto ... F.	45			1		1		1	2		3	24	7			1
	(b.) Other specified valvular diseases (non-rheumatic) ... M.	101				2		4	1	4	1	19	30	18	3	2	3
	Ditto ... F.	43						2	2		1	5	18	8		1	
	(c.) Unspecified valvular lesions and endocarditis ... M.	19		1				2				3	5	5			
	Ditto ... F.	14					1	1				4	4	1			2
93	Diseases of the myocardium ... M.	1071	2	13		3	10	26	28	13	8	131	518	197	3	6	11
	" ... F.	660		3	2	4	9	13	24	9	1	83	318	148	1	4	9
	(a.) Acute myocarditis ... M.	6					1					1	2	1			
	" ... F.	5											5				
	(b.) Myocarditis (not specified under 45 years) ... M.	1										1					
	Ditto ... F.	4										1	1	2			
	(c.) Chronic myocarditis and myocardial degeneration (rheumatic) ... M.	14						1		1		1	7	4			
	Ditto ... F.	30						2	1	1		5	10	9	1		
	(d.) Chronic myocarditis (non-rheumatic) ... M.	861	2	13		2	4	20	25	10	4	99	460	110	3	6	10
	Ditto ... F.	515		2	2	3	6	9	20	5	1	63	269	96		4	8
	(e.) Other myocarditis (not specified) ... M.	189				1	5	5	3	2	4	29	49	82			1
	Ditto ... F.	106		1		1	3	2	3	3		14	33	41			1
94	Diseases of the coronary arteries and angina pectoris ... M.	546	2	10	9	2	11	13	14	9	2	91	251	64	2	5	7
	Ditto ... F.	179		2	2		3		3	5	3	23	96	36			
	(a.) Diseases of the coronary arteries ... M.	530	1	10	8	2	11	13	14	6	2	87	249	62	1	5	7
	Ditto ... F.	173		2	1		3		3	5	1	23	94	36			
	(b.) Angina pectoris ... M.	16	1		1					3		4	2	2	1		
	" ... F.	6			1						2		2				
95	Other diseases of the heart ... M.	45					3	3	2	1		3	13	8			1
	" ... F.	51		1	1		1	2	1		1	4	21	15			
	(a.) Functional diseases of the heart (no organic lesion) ... M.	12							1			2	1	4			
	Ditto ... F.	8			1								5	1			
	(b.) Other diseases of the heart (rheumatic) ... M.	2												1			
	Ditto ... F.	14						1				1	4	8			
	(c.) Other diseases of the heart (non-rheumatic) ... M.	31					3	3	1	1		1	12	3			1
	Ditto ... F.	29		1			1	1	1		1	3	12	6			
96	Aneurism (heart and aorta excepted) ... M.	17				1			1				12	1			
	" ... F.	11											10	1			
97	Arteriosclerosis (coronary or renal sclerosis or cerebral hæmorrhage excepted) ... M.	83	1	1			1	2	2	1	1	18	25	14		1	1
	Ditto ... F.	58					1		3	1		11	22	15	1	1	
98	Gangrene ... M.	5			1							1	3				
	" ... F.	1											1				
99	Other diseases of the arteries ... M.	18					1		1			2	7	4			
	" ... F.	9		3								1	3	2			
100	Diseases of the veins ... M.	6											4	1			
	" ... F.	3											3				

DIVISIONS, BRITISH COLUMBIA, 1943—*Continued.*

Div. No. 5e.	Div. No. 5f.	Div. No. 6a.	Div. No. 6b.	Div. No. 6c.	Div. No. 6d.	Div. No. 6e.	Div. No. 6f.	Div. No. 7a.	Div. No. 7b.	Div. No. 7c.	Div. No. 8a.	Div. No. 8b.	Div. No. 8c.	Div. No. 8d.	Div. No. 8e.	Div. No. 8f.	Div. No. 8g.	Div. No. 9a.	Div. No. 9b.	Div. No. 9c.	Div. No. 9d.	Div. No. 9e.	Div. No. 9f.	Div. No. 10a.	Div. No. 10b.	Div. No. 10c.	Div. No. 10d.	Int. List No.
1	9	2	20	80		1	8	6	5	11	16	3		18	16	9	2	3	1	3	30		9	3		4	18	
1	7	2	14	67			5	5	4	6	13	3		15	14	6	1	3		1	26		6	3		3	13	
	2		6	13		1	3	1	1	5	3			3	2	3	1		1	2	4		3			1	5	
1	5	2	14	58			5	5	4	5	11	3		15	11	6	1	2		1	25		5	2		3	12	90–
	2		6	13		1	3	1	1	5	3			3	2	3			1	1	3		2			1	4	95
																												90
																												90a
																												90b
				1						1											1		1					91
				1																								
				1																			1					91a
																					1							91b
										1																		91c
				1																								
		1		2			1	1	1		5	1		1	1	2					4		1				4	92
			1	2			1			2	2					1							1				2	
								1	1		4			1	1													92a
			1								1												1				2	
		1		2			1				1	1				2					2		1				3	92b
				1			1			2	1					1												
																					2						1	92c
				1																								
	1	1	9	45			1	2	1		4			10	8	4	1	1			5		2			1	6	93
	1		5	7			2	1	1	2				2	2	2			1		2		1			1	2	
							1																					93a
																												93b
																												93c
																					1							
	1	1	9	42				1	1		4			10	6	3		1			5		2			1	6	93d
	1		5	4			2	1	1	1				2	2	2			1		1		1			1	2	
				3				1							2	1	1											93e
				3						1																		
1	4		5	8			3	2	2	4	2	2		3	1					1	12		1	1		2		94
				2						1	1			1							1							
1	3		5	8			3	2	2	4	1	2		3	1					1	12		1	1		2		94a
				1						1	1			1							1							
	1										1																	94b
				1																								
				2										1	1			1			3			1			2	95
	1			1		1														1								
				1																	2						1	95a
				1																								
														1														95b
				1											1			1			1			1			1	95c
	1					1														1								
											1													1				96
	2			9											2								1				1	97
																					1		1				1	
																												98
											1							1			1							99
										1																		100

TABLE 30.—CAUSES OF DEATH BY SEX IN CENSUS

Int. List No.	CAUSES OF DEATH.		TOTAL.	Div. No. 1a.	Div. No. 1b.	Div. No. 1c.	Div. No. 2a.	Div. No. 2b.	Div. No. 2c.	Div. No. 3a.	Div. No. 3b.	Div. No. 3c.	Div. No. 4a.	Div. No. 4b.	Div. No. 5a.	Div. No. 5b.	Div. No. 5c.	Div. No. 5d.
101	Diseases of the lymphatic system	F.	2											2				
102	High blood-pressure (idiopathic)	M.	2										1	1				
	"	F.	4			1		1						2				
103	Other diseases of the circulatory system	M.	1															
	Ditto	F.	2															
	Class VIII. Diseases of the respiratory system	Total	557	1	7	2	2	7	10	10	6	1	67	241	90	1	3	5
	Ditto	M.	348	1	4	1		4	4	5	4		34	159	58		2	5
	"	F.	209		3	1	2	3	6	5	2	1	33	82	32	1	1	
104	Diseases of the nasal fossæ and accessory sinuses	M.	3											1	1			
	Ditto	F.	4											1		1		
105	Diseases of the larynx	M.	2											2				
	"	F.	1											1				
106	Bronchitis	M.	19					1	1				5	6	3			
	"	F.	12										1	3	3			
	(a.) Acute	M.	5										2	3				
	"	F.	5												3			
	(b.) Chronic	M.	11					1	1				3	3	2			
	"	F.	4											2				
	(c.) Unspecified	M.	3												1			
	"	F.	3										1	1				
107	Bronchopneumonia	M.	128	1	1				2	1	1		10	59	36		2	2
	"	F.	87		1		2	1	2	1	1		15	41	18			
108	Lobar pneumonia	M.	106			1		1	1				13	58	12			3
	"	F.	48						2	3		1	11	19	2		1	
109	Pneumonia (unspecified)	M.	56		2			1		2	2		2	15	5			
	"	F.	32		2			2	2		1		3	5	3			
110	Pleurisy	M.	4											4				
	"	F.	3											2				
	(a.) Empyema	M.	3											3				
	"	F.	1															
	(b.) Others under this title	M.	1											1				
	"	F.	2											2				
111	Hæmorrhagic infarction, congestion, œdema, and thrombosis of the lungs	M.	9										1	5	1			
	Ditto	F.	9			1							1	4	2			
	(a.) Hæmorrhagic infarction and thrombosis of the lungs	M.	5											3				
	Ditto	F.	2												1			
	(b.) Others under this title	M.	4										1	2	1			
	"	F.	7			1							1	4	1			
112	Asthma	M.	11		1					2	1		3	2				
	"	F.	10							1			2	4	3			
113	Pulmonary emphysema	M.	1											1				
	"	F.	1											1				
114	Other diseases of the respiratory system (tuberculosis excepted)	M.	9					1						6				
	Ditto	F.	2											1	1			
	(a.) Silicosis	M.	8					1						5				
	(c.) Gangrene of lung	F.	1											1				
	(d.) Others under this title	M.	1											1				
	"	F.	1												1			
	Class IX. Diseases of the digestive system	Total	419	2	9	1	2	8	11	11	9	6	41	189	68		4	4
	Ditto	M.	268	2	2	1	2	6	7	9	5	6	20	131	32		4	3
	"	F.	151		7			2	4	2	4		21	58	36			1
115	Diseases of the buccal cavity and annexa, and of the pharynx and tonsils	M.	8							1	1			3				
	Ditto	F.	6								1		1	1	2			
	(a.) Diseases of the teeth and gums	M.	1								1							
	"	F.	2											1	1			
	(b.) Septic sore throat	M.	1											1				
	"	F.	3								1		1					
	(c.) Diseases of the pharynx and tonsils	M.	6							1				2				
	Ditto	F.	1												1			
116	Diseases of the œsophagus	M.	5											5				
117	Ulcer of the stomach or duodenum	M.	89		1		1	1	1	2		1	3	55	13			2
	"	F.	16					2	1				2	8	2			
	(a.) Stomach	M.	49		1		1			1		1	3	31	6			
	"	F.	8						1				1	4	1			
	(b.) Duodenum	M.	40					1	1	1				24	7			2
	"	F.	8					2					1	4	1			
118	Other diseases of the stomach	M.	4	1					1		1							
	"	F.	5							1								

DIVISIONS, BRITISH COLUMBIA, 1943—*Continued.*

Div. No. 5e.	Div. No. 5f.	Div. No. 6a.	Div. No. 6b.	Div. No. 6c.	Div. No. 6d.	Div. No. 6e.	Div. No. 6f.	Div. No. 7a.	Div. No. 7b.	Div. No. 7c.	Div. No. 8a.	Div. No. 8b.	Div. No. 8c.	Div. No. 8d.	Div. No. 8e.	Div. No. 8f.	Div. No. 8g.	Div. No. 9a.	Div. No. 9b.	Div. No. 9c.	Div. No. 9d.	Div. No. 9e.	Div. No. 9f.	Div. No. 10a.	Div. No. 10b.	Div. No. 10c.	Div. No. 10d.	Int. List No.
																												101
																												102
															1													103
																	1			1								
3	2	1	7	15		1	1	3		3	5	1	1	3	17	4	2		6	2	11	3	5	2	1	1	4	
2	2		3	10		1		2		2	4		1	3	6	3	1		5	2	9	3	3	2		1	2	
1		1	4	5			1	1		1	1	1			11	1	1		1		2		2		1		2	
																					1							104
																	1								1			
																												105
				1																			2					106
				1				1							2												1	
																												106a
															2													
				1																								106b
								1																			1	
																							2					106c
				1																								
	1			1				1		1	2					2					2	1	1				1	107
												1							1				2				1	
			1	3						1	1			3	3						2	1		1		1		108
		1	3	2						1	1				1													
2	1		2	3									1		3	1	1		5	2	3	1		1			1	109
1			1	1			1								8	1					1							
																												110
				1																								
																												110a
				1																								
																												110b
								1			1																	111
																					1							
								1			1																	111a
																					1							
																												111b
				1																	1							112
																												113
				1		1																						114
				1		1																						114a
																												114c
																												114d
1	3		2	10				4		4	2		1	1	5	1	1		1		5	1	1	1	2	4	4	
1	1		2	6				2		3	2			1	5				1		3		1	1	2	3	4	
	2			4				2		1			1			1	1				2	1				1		
											1										1					1		115
																1												
																												115a
																												115b
																1												
											1										1					1		115c
																												116
	1			2											2								1	1		1	1	117
																					1							
				1											2								1				1	117a
																					1							
	1			1																				1		1		117b
															1													118
				1									1				1					1						

TABLE 30.—CAUSES OF DEATH BY SEX IN CENSUS

Int. List No.	CAUSES OF DEATH.		TOTAL.	Div. No. 1a.	Div. No. 1b.	Div. No. 1c.	Div. No. 2a.	Div. No. 2b.	Div. No. 2c.	Div. No. 3a.	Div. No. 3b.	Div. No. 3c.	Div. No. 4a.	Div. No. 4b.	Div. No. 5a.	Div. No. 5b.	Div. No. 5c.	Div. No. 5d.
119	Diarrhœa and enteritis (under 2 years of age)	M.	17					1	1		1		3	1	2		2	
	Ditto	F.	14						1				2	5	4			
	(a.) Diarrhœa and enteritis	M.	17					1	1		1		3	1	2		2	
	,,	F.	13						1				2	5	3			
	(b.) Ulceration of the intestines	F.	1												1			
120	Diarrhœa and enteritis (2 years of age and over)	M.	8										2	1	2			
	Ditto	F.	10										2	4	4			
	(a.) Diarrhœa and enteritis	M.	6										2	1				
	,,	F.	1										1					
	(b.) Ulceration of the intestines	M.	2												2			
	,,	F.	9										1	4	4			
121	Appendicitis	M.	31		1			4	1	2		2	1	15	1			1
	,,	F.	11		1								2	4	4			
122	Hernia, intestinal obstruction	M.	52	1					1	1	1	1	9	20	9		2	
	,,	F.	39		3					1	1		7	16	8			
	(a.) Hernia	M.	33	1					1		1		4	14	6		1	
	,,	F.	14		2					1			1	7	3			
	(b.) Intestinal obstruction	M.	19							1		1	5	6	3		1	
	,,	F.	25		1						1		6	9	5			
123	Other diseases of the intestines	M.	2				1											
	,,	F.	5										1		3			
124	Cirrhosis of the liver	M.	33						1	2		2	2	21	2			
	,,	F.	13		1								3	6	3			
	(a.) With mention of alcoholism	M.	2											1				
	,,	F.	1											1				
	(b.) Without mention of alcoholism	M.	31						1	2		2	2	20	2			
	,,	F.	12		1								3	5	3			
125	Other diseases of the liver	M.	5						1	1				1	1			
	,,	F.	2						1						1			
	(a.) Acute yellow atrophy	M.	1												1			
	(b.) Others under this title	M.	4						1	1				1				
	,,	F.	2						1						1			
126	Biliary calculi	M.	6											5	1			
	,,	F.	15		1						1		1	7	3			
127	Other diseases of the gall-bladder and bile-ducts	M.	5			1					1			2	1			
	Ditto	F.	10		1				1		1			4	2			1
128	Diseases of the pancreas	M.	1											1				
	,,	F.	2											2				
129	Peritonitis without stated cause	M.	2											1				
	,,	F.	3											1				
	Class X. Diseases of the urinary and genital systems	Total	578	2	9	7	3	16	22	13	12	5	39	284	101	1	5	8
	Ditto	M.	395		7	5	2	9	17	11	12	4	22	192	71	1	1	7
	,,	F.	183	2	2	2	1	7	5	2		1	17	92	30		4	1
130	Acute nephritis	M.	8											3	4			
	,,	F.	4	1									2	1				
131	Chronic nephritis	M.	259		4	4	1	7	14	10	7	2	13	128	40		1	6
	,,	F.	153	1	2	2	1	6	5	2		1	14	79	25		3	1
132	Nephritis unspecified (over 10 years of age)	M.	10		2						1		1	2	1			1
	Ditto	F.	4										1	1	1			
133	Other diseases of the kidneys and ureters	M.	11										2	4	2			
	Ditto	F.	7					1						5				
134	Calculi of the urinary passages	M.	15						1			1	1	9	1	1		
	,,	F.	5											4			1	
135	Diseases of the urinary bladder	M.	2										1					
	,,	F.	1												1			
136	Diseases of the urethra, urinary abscess, etc.	M.	4								1			2	1			
	(a.) Stricture of the urethra	M.	3								1			2				
	(b.) Others under this title	M.	1												1			
137	Diseases of the prostate	M.	85		1	1	1	2	2	1	3	1	4	43	22			
138	Diseases of the male genital organs (non-venereal)	M.	1											1				
139	Diseases of the female organs (non-venereal)	F.	9											2	3			
	(a.) Ovaries, Fallopian tubes, and parametria	F.	3											1				
	(b.) Uterus	F.	5											1	2			
	(c.) Others under this title	F.	1												1			
	Class XI. Diseases of pregnancy, childbirth, and the puerperal state	Total	47	1		1	1		2	1	1	2	3	17	4			1
140	Abortion with mention of infection	F.	7						1					5	1			
	(a.) Spontaneous, therapeutic or unspecified	F.	3						1					2				
	(b.) Self-induced	F.	4											3	1			

DIVISIONS, BRITISH COLUMBIA, 1943—*Continued.*

Div. No. 5e.	Div. No. 5f.	Div. No. 6a.	Div. No. 6b.	Div. No. 6c.	Div. No. 6d.	Div. No. 6e.	Div. No. 6f.	Div. No. 7a.	Div. No. 7b.	Div. No. 7c.	Div. No. 8a.	Div. No. 8b.	Div. No. 8c.	Div. No. 8d.	Div. No. 8e.	Div. No. 8f.	Div. No. 8g.	Div. No. 9a.	Div. No. 9b.	Div. No. 9c.	Div. No. 9d.	Div. No. 9e.	Div. No. 9f.	Div. No. 10a.	Div. No. 10b.	Div. No. 10c.	Div. No. 10d.	Int. List No.
1				1				1		1									1								1	119
	1			1																								
1				1				1		1									1								1	119a
	1			1																								
																												119b
											1														2			120
											1														2			120a
																												120b
								1							1						1							121
			1	2				2		1				1							1					1	1	122
				1						1				1												1	1	122a
			1	1				2													1							122b
				1																								123
	1		1							1																	1	124
																											1	124a
			1							1																		124b
															1													125
																												125a
															1													125b
																												126
				2																								
																												127
																												128
																					1							129
										1																1		
				16		1	1		1	8	3	1		6	3	1					6		1				3	
				11		1	1			4	2			4	3						5		1				2	
				5					1	4	1	1		2		1					1						1	
											1																	130
				8		1				3	1			2	1						4		1				1	131
				4					1	2	1					1					1						1	
														2														132
														1														
				1			1																				1	133
														1														
				1																								134
				1																								135
																												136
																												136a
																												136b
										1					2						1							137
																												138
				1						2		1																139
				1						1																		139a
										1		1																139b
																												139c
		1	1	2							1			1	2	1					1		1		1	1		
																												140
																												140a
																												140b

TABLE 30.—CAUSES OF DEATH BY SEX IN CENSUS

Int. List No.	CAUSES OF DEATH.	TOTAL.	Div. No. 1a.	Div. No. 1b.	Div. No. 1c.	Div. No. 2a.	Div. No. 2b.	Div. No. 2c.	Div. No. 3a.	Div. No. 3b.	Div. No. 3c.	Div. No. 4a.	Div. No. 4b.	Div. No. 5a.	Div. No. 5b.	Div. No. 5c.	Div. No. 5d.
141	Abortion without mention of infection F.	4			1								3				
	(a.) Spontaneous, therapeutic, or unspecified F.	3			1								2				
	(c.) Non-therapeutic F.	1											1				
142	Ectopic gestation F.	3						1					2				
	(b.) Without mention of infection F.	3						1					2				
145	Other diseases and accidents of pregnancy—death prior to delivery F.	2															
146	Hæmorrhage of childbirth and the puerperium F.	16				1				1	1	2	4	1			
	(a.) Placenta prævia F.	3									1						
	(b.) Premature separation of placenta F.	1											1				
	(c.) Others under this title F.	12				1				1		2	3	1			
147	Infection during childbirth and the puerperium F.	6	1									1	3				
148	Puerperal toxæmias—following delivery F.	5							1		1			1			1
	(a.) Puerperal eclampsia F.	2							1		1						
	(b.) Puerperal albuminuria and nephritis F.	2															1
	(c.) Acute yellow atrophy of liver F.	1												1			
149	Other accidents of childbirth F.	2												1			
	(a.) Laceration, rupture, or other trauma of pelvic organs and tissues F.	1															
	(b.) Other conditions of childbirth F.	1												1			
150	Other and unspecified conditions of childbirth and the puerperal state F.	2															
	(c.) Others under this title F.	2															
	Class XII. Diseases of the skin and cellular tissue Total	16										4	7	2			
	Ditto M.	14										4	6	2			
	" F.	2											1				
151	Carbuncle and furuncle M.	3										2	1				
152	Phlegmon and acute abscesses M.	7										1	4	1			
	" F.	1															
153	Other diseases of the skin and cellular tissue M.	4										1	1	1			
	Ditto F.	1											1				
	Class XIII. Diseases of the bones and organs of movement Total	15					1	1	2			2	7	2			
	Ditto M.	10					1		2			2	4	1			
	" F.	5						1					3	1			
154	Osteomyelitis and periostitis M.	4					1					1	2				
	" F.	1											1				
155	Other diseases of the bones (tuberculosis excepted) M.	2							1			1					
	Ditto F.	1						1									
156	Diseases of the joints and other organs of movement M.	4							1				2	1			
	Ditto F.	3											2	1			
	(a.) Diseases of the joints (tuberculosis and rheumatism excepted) M.	2											1	1			
	Ditto F.	1												1			
	(b.) Others under this title M.	2							1				1				
	" F.	2											2				
	Class XIV. Congenital malformations Total	114		2	2		3	2	2	1	1	10	55	19	1	1	3
	Ditto M.	50		1			1		1			4	27	8		1	
	" F.	64		1	2		2	2	1	1	1	6	28	11	1		3
157	Congenital malformations M.	50		1			1		1			4	27	8		1	
	" F.	64		1	2		2	2	1	1	1	6	28	11	1		3
	(a.) Congenital hydrocephalus M.	4											3				
	" F.	14					1		1			2	6	2			1
	(b.) Spina bifida and meningocele M.	4											1	1		1	
	" F.	3											2	1			
	(c.) Anencephalus M.	1											1				
	" F.	2											2				
	(d.) Congenital malformations of the heart M.	19		1			1					3	9	3			
	Ditto F.	21		1	1		1	1			1	2	8	2			2
	(e.) Others under this title M.	22							1			1	13	4			
	" F.	24			1			1		1		2	10	6	1		
	Class XV. Diseases peculiar to the first year of life Total	342		5	3	1	13	8	8	11	2	39	122	58		3	3
	Ditto M.	197		1	2		9	6	4	5	2	21	71	30		3	1
	" F.	145		4	1	1	4	2	4	6		18	51	28			2

DIVISIONS, BRITISH COLUMBIA, 1943—*Continued.*

Div. No. 5e.	Div. No. 5f.	Div. No. 6a.	Div. No. 6b.	Div. No. 6c.	Div. No. 6d.	Div. No. 6e.	Div. No. 6f.	Div. No. 7a.	Div. No. 7b.	Div. No. 7c.	Div. No. 8a.	Div. No. 8b.	Div. No. 8c.	Div. No. 8d.	Div. No. 8e.	Div. No. 8f.	Div. No. 8g.	Div. No. 9a.	Div. No. 9b.	Div. No. 9c.	Div. No. 9d.	Div. No. 9e.	Div. No. 9f.	Div. No. 10a.	Div. No. 10b.	Div. No. 10c.	Div. No. 10d.	Int. List No.
																												141
																												141a
																												141c
																												142
																												142b
				1																					1			145
				1							1			1	1						1		1					146
				1																	1							146a
																												146b
											1			1	1								1					146c
																1												147
																										1		148
																												148a
																										1		148b
																												148c
			1																									149
			1																									149a
																												149b
		1													1													150
		1													1													150c
				1										1							1							
														1							1							
				1																								
																												151
																					1							152
				1																								
														1														153
																												154
																												155
																												156
																												156a
																												156b
				1			1			1	2				1	1					4						1	
										1					1	1					3						1	
				1			1				2										1							
										1					1	1					3						1	157
				1			1				2										1							
				1																	1							157a
										1																		157b
																												157c
															1	1												157d
											1										1							
																					2						1	157e
							1				1																	
	4		1	12			4	2		4	1			4	2	2	1		1	5	5	1	1			4	12	
	2		1	5			3	1		2	1			3	1		1		1	4	5		1			3	8	
	2			7			1	1		2				1	1	2				1		1				1	4	

TABLE 30.—CAUSES OF DEATH BY SEX IN CENSUS

Int. List No.	CAUSES OF DEATH.		TOTAL.	Div. No. 1a.	Div. No. 1b.	Div. No. 1c.	Div. No. 2a.	Div. No. 2b.	Div. No. 2c.	Div. No. 3a.	Div. No. 3b.	Div. No. 3c.	Div. No. 4a.	Div. No. 4b.	Div. No. 5a.	Div. No. 5b.	Div. No. 5c.	Div. No. 5d.
158	Congenital debility	M.	10									1						
	,,	F.	3															
159	Premature birth	M.	119		1	2		6	2	4	3	1	12	47	20		2	1
	,,	F.	99				1	3	2	3	5		12	41	19			1
160	Injury at birth	M.	42					1	4		2		5	17	7			
	,,	F.	27		3	1		1					6	6	5			
	(a.) Intracranial or spinal hæmorrhage	M.	25					1	2		1		2	13	2			
	Ditto	F.	10		1	1							3	3				
	(b.) Other intracranial or spinal injuries	M.	3											3				
	Ditto	F.	4										3	1				
	(c.) Others under this title	M.	14						2		1		3	1	5			
	,,	F.	13		2			1						2	5			
161	Other diseases peculiar to the first year of life	M.	26					2					4	7	3		1	
	Ditto	F.	16		1					1	1			4	4			1
	(a.) Asphyxia (unspecified), atelectasis	M.	12					2						5	1		1	
	Ditto	F.	11		1						1			3	3			1
	(b.) Infection of the umbilicus, pemphigus, and other infections	M.	1											1				
	Ditto	F.	1															
	(c.) Other specified diseases peculiar to the first year of life	M.	13										4	1	2			
	Ditto	F.	4							1				1	1			
	Class XVI. Senility	Total	192	1	1		1	8	10	1	3	1	119	18	4	1	2	1
	,,	M.	111				1	4	6	1		1	68	10	4		1	1
	,,	F.	81	1	1			4	4		3		51	8		1	1	
162	Senility	M.	111				1	4	6	1		1	68	10	4		1	1
	,,	F.	81	1	1			4	4		3		51	8		1	1	
	(a.) With dementia	M.	63				1			1			60	1				
	,,	F.	47										46					
	(b.) Without dementia	M.	48					4	6			1	8	9	4		1	1
	,,	F.	34	1	1			4	4		3		5	8		1	1	
	Class XVII. Violent or accidental deaths	Total	919	3	11	11	2	21	21	25	13	3	120	293	123	7	26	13
	Ditto	M.	725	1	9	10	2	18	14	20	10	3	94	208	93	6	23	11
	,,	F.	194	2	2	1		3	7	5	3		26	85	30	1	3	2
163–164	Suicides	M.	58	1	1	1		2	4	2	2		8	22	5			1
	,,	F.	25		1					1	1		3	16	2			
163	Suicide by poisoning	M.	10						1				1	5	1			1
	,,	F.	8											7	1			
	(a.) By corrosive substances, solid and liquid poisonings	M.	6						1					2	1			1
	Ditto	F.	2											2				
	(b.) By poisonous gas	M.	4										1	3				
	,,	F.	6											5	1			
164	Suicide by other means	M.	48	1	1	1		2	3	2	2		7	17	4			
	,,	F.	17		1					1	1		3	9	1			
	(a.) By hanging or strangulation	M.	21	1				1		1	1		5	7	1			
	,,	F.	7							1	1		1	4				
	(b.) By drowning	M.	1												1			
	,,	F.	5										1	3	1			
	(c.) By firearms or explosives	M.	19		1	1			3	1	1		2	6	1			
	,,	F.	3		1									1				
	(d.) By cutting or piercing instruments	M.	4					1						2	1			
	Ditto	F.	2										1	1				
	(f.) By crushing	M.	2											2				
	(g.) By other or unspecified means	M.	1															
166–168	Homicides	M.	9								1		1	4	1			
	,,	F.	6						1					2	2			
166	Homicide by firearms	M.	3											1				
	,,	F.	2						1					1				
167	Homicide by cutting or piercing instruments	M.	2								1			1				
	Ditto	F.	2											1	1			
168	Homicide by other or unspecified means	M.	4										1	2	1			
	Ditto	F.	2												1			
169–195	Accidental deaths	M.	657		8	9	2	16	10	18	7	3	85	181	87	6	23	10
	,,	F.	163	2	1	1		3	6	4	2		23	67	26	1	3	2
169	Railway accidents (excluding motor-vehicles)	M.	19										5	1	1		1	
	Ditto	F.	2															

DIVISIONS, BRITISH COLUMBIA, 1943—*Continued.*

Div. No. 5e.	Div. No. 5f.	Div. No. 6a.	Div. No. 6b.	Div. No. 6c.	Div. No. 6d.	Div. No. 6e.	Div. No. 6f.	Div. No. 7a.	Div. No. 7b.	Div. No. 7c.	Div. No. 8a.	Div. No. 8b.	Div. No. 8c.	Div. No. 8d.	Div. No. 8e.	Div. No. 8f.	Div. No. 8g.	Div. No. 9a.	Div. No. 9b.	Div. No. 9c.	Div. No. 9d.	Div. No. 9e.	Div. No. 9f.	Div. No. 10a.	Div. No. 10b.	Div. No. 10c.	Div. No. 10d.	Int. List No.
								1							1					3						1	3	158
	1																			1		1						
	2			2			1												1	1	4					2	5	159
	1			3				1		1					1	1											4	
			1							2				1			1				1							160
				3			1									1												
			1							1				1							1							160a
				2																								
																												160b
										1							1											160c
				1			1									1												
				3			2				1			2									1					161
				1						1				1												1		
				1			1				1																	161a
										1																1		
																												161b
														1														
				2			1							2									1					161c
				1																								
	1		4	2				2		2	1			1	2		1					1	1			1	2	
			3	2				1		2	1			1			1					1				1	1	
	1		1					1							2								1				1	
			3	2				1		2	1			1			1					1				1	1	162
	1		1					1							2								1				1	
																												162a
								1																				
			3	2				1		2	1			1			1					1				1	1	162b
	1		1												2								1				1	
6	19	4	5	16		3	4	5	4	7	11	6		7	6	3	5	3	2	5	51		7	14	4	14	16	
5	17	4	5	13		3	2	5	4	4	11	3		7	5	2	5	3	1	5	48		7	13	3	14	14	
1	2			3			2			3		3			1	1			1		3			1	1		2	
			1								2			1				1			3					1		163–
												1																164
																					1							163
																					1							163a
																												163b
			1								2			1				1			2					1		164
												1																
											1										2					1		164a
																												164b
			1								1			1														164c
												1																
																												164d
																												164f
																		1										164g
			1	1																								166–
																									1			168
			1	1																								166
																												167
																												168
																									1			
5	17	4	3	12		3	2	5	4	4	9	3		6	5	2	5	2	1	5	45		7	13	3	13	14	169–
1	2			3			2			3		2			1	1			1		3			1			2	195
		4		1								1									5							169
				1																	1							

TABLE 30.—CAUSES OF DEATH BY SEX IN CENSUS

Int. List No.	CAUSES OF DEATH.		TOTAL.	Div. No. 1a.	Div. No. 1b.	Div. No. 1c.	Div. No. 2a.	Div. No. 2b.	Div. No. 2c.	Div. No. 3a.	Div. No. 3b.	Div. No. 3c.	Div. No. 4a.	Div. No. 4b.	Div. No. 5a.	Div. No. 5b.	Div. No. 5c.	Div. No. 5d.
	Accidental deaths—*Continued.*																	
170	Motor-vehicle accidents	M.	131			2	1	4		6	1	1	22	36	17		3	1
	,,	F.	24					1	3		1		4	7	5			
	(a.) Collisions with trains	M.	4					1					2					
	,,	F.	1												1			
	(b.) Collisions with street-cars	M.	7										2	4	1			
	(c.) Automobile accidents (excluding trains or street-cars)	M.	115			1		3		6	1	1	18	31	15		2	1
	Ditto	F.	22					1	3		1		4	7	3			
	(d.) Motor-cycle accidents (excluding automobiles)	M.	5			1	1							1	1		1	
	Ditto	F.	1												1			
171	Street-car and other road transport accidents	M.	13							1				7	3			
	Ditto	F.	4											3	1			
	(a.) Street-car accidents (excluding trains and motor-vehicles)	M.	9											7	2			
	Ditto	F.	3											3				
	(b.) Others under this title	M.	4							1					1			
	,,	F.	1												1			
172	Water transport accidents	M.	35										2	7	6			1
	,,	F.	1															
173	Air transport accidents	M.	57										18	1	14	5	9	
	,,	F.	3										3					
174	Accidents in mines and quarries	M.	21		3	6					1			3	1			
175	Agricultural and forestry accidents	M.	64		1			3	1	2			5	7	8	1	6	7
	(a.) Accidents involving agricultural machinery and vehicles	M.	4					1		1			1	1				
	(b.) Injury by animals, in agriculture	M.	5										1	1				
	(c.) Other agricultural accidents	M.	2										1					
	(d.) Accidents involving forestry machinery and vehicles	M.	5												1		3	
	(e.) Other forestry accidents	M.	48		1			2	1	1			2	5	7	1	3	7
176	Other accidents involving machinery	M.	17										2	6	2		1	
177	Food poisoning	M.	1						1									
	,,	F.	1															
178	Accidental absorption of poisonous gas	M.	19											15	2			
	Ditto	F.	2											2				
	(a.) Coal- and illuminating-gas	M.	10											9	1			
	,,	F.	1											1				
	(b.) Motor-vehicle exhaust gas	M.	3											2				
	(c.) Other carbon-monoxide gas	M.	6											4	1			
	,,	F.	1											1				
179	Acute accidental poisoning by solids or liquids	M.	8								1		2	4				
	Ditto	F.	5										1	2				
180	Conflagration	M.	10						2				1	3	2			
	,,	F.	6	2				1					1					
181	Accidental burns (conflagration excepted)	M.	13							1			4	3	2			
	Ditto	F.	4								1		1	1				
182	Accidental mechanical suffocation	M.	7					1			1		1	2	1			
	,,	F.	4					1		1			1				1	
183	Accidental drowning	M.	72		1			3	1	4		2	9	13	7		3	1
	,,	F.	14										4	4	2		1	
184	Accidental injury by firearms	M.	12										2	1	1			
185	Accidental injury by cutting or piercing instruments	M.	4											4				
186	Accidental injury by fall or crushing	M.	104		2	1		2	3	2	1		9	56	15			
	,,	F.	73		1	1			2	1			5	43	13	1	1	1
	(a.) Accidental injury by fall	M.	81		1	1		2	2	2			6	50	14			
	,,	F.	72		1	1			2	1			5	43	13	1	1	1
	(b.) Accidental injury by crushing	M.	23		1				1		1		3	6	1			
	,,	F.	1															
188	Injury by animals	M.	2					1	1									
189	Hunger or thirst	F.	1										1					
190	Excessive cold	M.	8		1		1							1				
	,,	F.	1										1					
191	Excessive heat	M.	1															
	,,	F.	2															
193	Accidents due to electric currents	M.	3					1					1	1				
	,,	F.	1												1			
195	Other accidents	M.	36					1	1	2	2		2	10	5			
	,,	F.	15						1	2			1	5	4			1
	(c.) Lack of care of the new-born	M.	1															
	(d.) Obstruction, suffocation or puncture by ingested objects	M.	7					1	1		1			1	2			
	Ditto	F.	7							1			1	2	2			1
	(e.) Other and unspecified objects	M.	28							2	1		2	9	3			
	,,	F.	8						1	1				3	2			

DIVISIONS, BRITISH COLUMBIA, 1943—*Continued.*

Div. No. 5e.	Div. No. 5f.	Div. No. 6a.	Div. No. 6b.	Div. No. 6c.	Div. No. 6d.	Div. No. 6e.	Div. No. 6f.	Div. No. 7a.	Div. No. 7b.	Div. No. 7c.	Div. No. 8a.	Div. No. 8b.	Div. No. 8c.	Div. No. 8d.	Div. No. 8e.	Div. No. 8f.	Div. No. 8g.	Div. No. 9a.	Div. No. 9b.	Div. No. 9c.	Div. No. 9d.	Div. No. 9e.	Div. No. 9f.	Div. No. 10a.	Div. No. 10b.	Div. No. 10c.	Div. No. 10d.	Int. List No.
	1			1		1	2				3				1	1			1		9			6	1	6	4	170
	1											1												1				
															1													170a
																												170b
	1			1		1	2				3					1			1		9			6	1	6	4	170c
	1											1												1				
																												170d
				2																								171
																												171a
				2																								171b
2	6							2													8						1	172
																					1							
1								1							1						4		1	2				173
											1			1			3			1	1							174
1	7		1	4					2		1				2								5					175
																												175a
				3																								175b
				1																								175c
																							1					175d
1	7		1						2		1				2								4					175e
				1				1													1		1	1		1		176
																												177
1																												
																								2				178
																												178a
																								1				178b
																								1				178c
											1																	179
																			1		1							
																					1					1		180
				1						1																		
																	1									2		181
	1																											
								1																				182
	1		1	1		1			2	3	1	1		4		1	1			3	4			1	1	1	1	183
												1															2	
1				1		1					1				1						2						1	184
																												185
	1																	1		1	6			1		1	2	186
				1						2						1												
	1																				1			1				186a
				1						2																		
																		1		1	5					1	2	186b
																1												
																												188
																												189
												1						1			1				1		1	190
	1																											191
							2																					
																												193
			1	1						1	1			1							3					1	4	195
															1													
																					1							195c
										1																		195d
			1	1							1			1							2					1	4	195e
															1													

TABLE 30.—CAUSES OF DEATH BY SEX IN CENSUS

Int. List No.	CAUSES OF DEATH.	TOTAL.	Div. No. 1a.	Div. No. 1b.	Div. No. 1c.	Div. No. 2a.	Div. No. 2b.	Div. No. 2c.	Div. No. 3a.	Div. No. 3b.	Div. No. 3c.	Div. No. 4a.	Div. No. 4b.	Div. No. 5a.	Div. No. 5b.	Div. No. 5c.	Div. No. 5d.
196–198	Operations of war and legal executions ..... M.	1											1				
198	Legal executions ..... M.	1											1				
	Class XVIII. Ill-defined and unknown causes of death ..... Total	45	1				4	5	1			3	6		1		1
	Ditto ..... M.	27	1				4	3	1			3	3				1
	" ..... F.	18						2					3		1		
200	Ill-defined and unknown causes ..... M.	27	1				4	3	1			3	3				1
	" ..... F.	18						2					3		1		
	(a.) Ill-defined ..... M.	17	1				4	3				1	2				1
	" ..... F.	8						1					3		1		
	(c.) Unknown or unspecified cause ..... M.	10							1			2	1				
	" ..... F.	10						1									

CLASSIFICATION OF ACCIDENTAL DEATHS

(These accidental deaths are classified above according to circumstances involving the

	Accidental absorption of poisonous gas ..... M.	24						1					16	4			
	Ditto ..... F.	2											2				
	Accidental burns ..... M.	27						1	1			6	7	7			
	" ..... F.	10	2				1			1		2	1				
	Accidental mechanical suffocation ..... M.	11			4		1			1		1	2	1			
	" ..... F.	4					1		1			1				1	
	Accidental drowning ..... M.	106		1			4	1	4		2	12	15	15		3	2
	" ..... F.	15										4	4	2		1	
	Accidental injury by cutting or piercing instruments ..... M.	5											4				
	Accidental injury by fall ..... M.	104		3	1		3	3	4			8	55	15		1	
	" ..... F.	74		1	1			2	1			5	43	15	1	1	1
	Accidental injury by crushing ..... M.	302		3	4	1	5	1	7	3	1	51	64	39	6	19	8
	" ..... F.	30					1	3		1		7	9	4			
	Accidents due to electric currents ..... M.	4					1					1	2				
	" ..... F.	1												1			

DIVISIONS, BRITISH COLUMBIA, 1943—*Continued.*

Div. No. 5e.	Div. No. 5f.	Div. No. 6a.	Div. No. 6b.	Div. No. 6c.	Div. No. 6d.	Div. No. 6e.	Div. No. 6f.	Div. No. 7a.	Div. No. 7b.	Div. No. 7c.	Div. No. 8a.	Div. No. 8b.	Div. No. 8c.	Div. No. 8d.	Div. No. 8e.	Div. No. 8f.	Div. No. 8g.	Div. No. 9a.	Div. No. 9b.	Div. No. 9c.	Div. No. 9d.	Div. No. 9e.	Div. No. 9f.	Div. No. 10a.	Div. No. 10b.	Div. No. 10c.	Div. No. 10d.	Int. List No.
																												196–198
																												198
	1			3			2					1	1	2	2	1	3			1	1	1		1		2	1	
	1			2								1		1	1		2				1					1	1	
				1			2						1	1	1	1	1			1		1		1		1		
	1			2								1		1	1		2				1					1	1	200
				1			2						1	1	1	1	1			1		1		1		1		
	1											1		1							1					1		200a
				1																		1		1				
				2											1		2										1	200c
							2						1	1	1	1	1			1						1		

ACCORDING TO THE NATURE OF INJURY.

accident, under rubrics 169 to 176, 178, 180, 181, 182, 183, 185, 186, 187, and 193.)

																					1			2			
																	1				1					3	
	1			1						1																	
								1																			
2	3		1	1		1		1	2	3	1	1		4	2	1	1			3	14		1	1	1	1	2
												2															2
																							1				
	2		1	4													1				2			1			
				1						2																	
2	6	4		5		1	2	3	2		5	1		1	2	1	2	1	1	2	21		5	8	1	8	6
	1			1												1					1			1			

TABLE 31.—CAUSES OF DEATH BY SEX IN CITIES AND VILLAGES OF 1,000 POPULATION AND OVER, BRITISH COLUMBIA, 1943.

Int. List No.	CAUSES OF DEATH.		TOTAL.	Alberni.	Chilliwack.	Courtenay.	Cranbrook.	Creston.	Duncan.	Fernie.	Grand Forks.	Kamloops.	Kelowna.	Ladysmith.	Mission.	Nanaimo.	Nelson.	New Westminster.	North Vancouver.	Port Alberni.	Port Coquitlam.	Port Moody.	Prince George.	Prince Rupert.	Revelstoke.	Rossland.	Trail.	Vancouver.	Vernon.	Victoria.
	Deaths, all causes	Total	6639	5	25	2	3	11	69	39	30	154	68	32	44	150	96	466	175	48	4	2	54	117	32	23	79	3808	68	1035
	"	M.	4069	3	12	1	1	7	51	26	20	115	40	19	30	89	62	279	98	33	4	2	40	100	21	10	53	2331	45	577
	"	F.	2570	2	13	1	2	4	18	13	10	39	28	13	14	61	34	187	77	15			14	17	11	13	26	1477	23	458
	Class I. Infectious and parasitic diseases	Total	518	1	1				3	3	1	11	5		2	11	5	27	6	3			6	16	2	2	1	332	6	74
	"	M.	333	1	1				2	3		6	3		2	8	4	11	6				4	10	1	1	1	217	3	49
	"	F.	185						1		1	5	2			3	1	16		3			2	6	1	1		115	3	25
1	Typhoid fever	F.	2																										2	
6	Cerebrospinal meningitis	M.	5									1																4		
	"	F.	3																									2		1
8	Scarlet fever	M.	1																											1
9	Whooping-cough	M.	4										1					1										2		
	"	F.	6						1																			5		
10	Diphtheria	M.	2																									2		
11	Erysipelas	M.	2																					1				1		
	"	F.	1																									1		
12	Tetanus	M.	1																									1		
13–	Tuberculosis	M.	200		1				1	2		4	2		1	4	3	6	2				3	3	1			134	1	32
22	"	F.	102								1	4				3		8		1			2	4		1		62		16
13	Tuberculosis of the respiratory system	M.	175		1				1	2		1	2		1	3	3	6	2				2	2				120		29
	"	F.	86								1	2				1		6					2	4				55		15
	(a.) With mention of occupational diseases of lungs	M.	18													1	2							1				12		2
	(b.) Without mention of occupational diseases of lungs	M.	155		1				1	1		1	2		1	2	1	6	2				2	1				108		26
	Ditto	F.	84								1	2				1		6					2	3				54		15
	(c.) Unspecified site	M.	2							1																				1
	"	F.	2																					1				1		
14	Tuberculosis of the meninges and central nervous system	M.	3									1											1					1		
	Ditto	F.	9									1				1		2								1		4		
15	Tuberculosis of the intestines and peritoneum	M.	5									2												1				1		1
	"	F.	2													1												1		
16	Tuberculosis of the vertebral column	M.	5																									4		1
	"	F.	1																									1		
17	Tuberculosis of other bones and joints	M.	1																									1		
	"	F.	1																									1		
	(a.) Bones	F.	1																									1		
	(b.) Joints	M.	1																									1		
19	Tuberculosis of the lymphatic system (bronchial, mesenteric, mediastinal, and retroperitoneal glands excepted)	M.	2																						1					1
	Ditto	F.	1																	1										
20	Tuberculosis of the genito-urinary system	M.	3													1												1	1	
21	Tuberculosis of other organs	M.	1																									1		

22	Disseminated tuberculosis	M.	5																									5		
	,,	F.	2								1																			1
	(a.) Acute generalized miliary	M.	5																									5		
	,,	F.	1								1																			
	(b.) Other and unspecified generalized	F.	1																											1
24	Purulent infection and septicæmia	M.	1												1															
	,,	F.	2														1											1		
25	Gonococcus infection	M.	4																									3	1	
27	Dysentery	M.	1																									1		
30	Syphilis	M.	41	1											2	1		1					2			1		27		6
	,,	F.	13								1												1					10		1
	(a.) Locomotor ataxia (tabes dorsalis)	M.	5																									3		2
	,,	F.	3																				1					1		1
	(b.) General paralysis of the insane	M.	1																											1
	(c.) Other syphilis of the central nervous system	M.	6																							1		4		1
	,,	F.	3								1																	2		
	(d.) Others under this title	M.	29	1											2	1		1					2					20		2
	,,	F.	7																									7		
33	Influenza	M.	52											1	1		4	2					3		1			32	1	7
	,,	F.	38									2				1	5		1									25	1	3
	(a.) With respiratory complications	M.	44											1			3	1					3		1			29		6
	,,	F.	29									2					3											21	1	2
	(b.) Without respiratory complications	M.	8												1		1	1										3	1	1
	,,	F.	9													1	2		1									4		1
35	Measles	M.	3					1														1								1
	,,	F.	3																				1					2		
36	Acute poliomyelitis and polioencephalitis	F.	1																									1		
37	Acute infectious encephalitis	M.	3																									2		1
	,,	F.	7														1		1					1				1		3
43	Mycoses	M.	2																				1					1		
44	Other infectious and parasitic diseases	M.	11						1		1							1										7		1
	,,	F.	7														1											5		1
	(b.) Lymphogranulomatosis (Hodgkin's disease)	M.	9						1		1																	6		1
	,,	F.	7														1											5		1
	(c.) Mumps	M.	2															1										1		
	Class II. Cancer and other tumours	Total	1044		3				12	5	5	21	10	4	5	17	14	64	26	8			8	11	5	2	12	641	10	161
	,,	M.	568		1				10	4	2	12	4	1	4	9	6	32	11	6			5	8	4		7	352	7	83
	,,	F.	476		2				2	1	3	9	6	3	1	8	8	32	15	2			3	3	1	2	5	289	3	78
45–55	Cancer and other malignant tumours	M.	559		1				10	4	2	12	4	1	3	9	6	31	11	6			5	7	4		7	347	6	83
	,,	F.	461		2				2	1	3	8	6	3	1	8	8	31	15	2			2	3	1	1	5	282	2	75
45	Cancer of the buccal cavity and pharynx	M.	23													1	1	1	1					1				12		6
	,,	F.	10																					1				7		2
46	Cancer of the digestive organs and peritoneum	M.	310		1				5	3	1	8	3	1	1	2	3	20	4	4			5	5	2		6	189	4	43
	,,	F.	191		1				1	1	1	3	3	1	1	3	4	13	9				1	1	1	1	1	115		30
	(a.) Œsophagus	M.	18										1					1	1	1								12		2
	,,	F.	8										2						1									5		
	(b.) Stomach	M.	135						1	2	1	6	2	1		1	2	8	1	1			3	3	1		3	80	4	15
	,,	F.	73		1						1	1		1			3	6	4							1		42		13
	(c.) Duodenum	F.	1														1													
	(d.) Rectum and anus	M.	40		1							1					1	1	1	1					1			27		6
	,,	F.	22															2						1				16		3
	(e.) Intestines	M.	52						1							1		6		1				1			3	28		11
	,,	F.	52							1						2		4	3								1	31		10
	(f.) Liver and biliary passages	M.	31							1		1			1			2					1					22		3
	,,	F.	12												1	1									1			8		1
	(g.) Pancreas	M.	29															2	1				1	1				18		6
	,,	F.	16						1			2	1					1					1					8		2

TABLE 31.—CAUSES OF DEATH BY SEX IN CITIES AND VILLAGES OF 1,000 POPULATION AND OVER, BRITISH COLUMBIA, 1943—*Continued.*

Int. List No.	CAUSES OF DEATH.		TOTAL.	Alberni.	Chilliwack.	Courtenay.	Cranbrook.	Creston.	Duncan.	Fernie.	Grand Forks.	Kamloops.	Kelowna.	Ladysmith.	Mission.	Nanaimo.	Nelson.	New Westminster.	North Vancouver.	Port Alberni.	Port Coquitlam.	Port Moody.	Prince George.	Prince Rupert.	Revelstoke.	Rossland.	Trail.	Vancouver.	Vernon.	Victoria.
	Cancer and other malignant tumours—*Continued.*																													
	Cancer of the digestive organs and peritoneum—*Con.*																													
	(h.) Mesentery and peritoneum	M.	3						1																			2		
	,,	F.	3																									2		1
	(m.) Other and unspecified sites	M.	2						2																					
	,,	F.	4																1									3		
47	Cancer of the respiratory system	M.	71						2		1	1				2		1	3					1	1			49		10
	,,	F.	13															2										10		1
	(a.) Larynx	M.	14																1									9		4
	(b.) Lung	M.	35						2		1	1				1		1	1					1	1			23		3
	,,	F.	10															2										7		1
	(c.) Mediastinum and other sites	M.	22													1			1									17		3
	,,	F.	3																									3		
48	Cancer of the uterus	F.	60								2	1		1		1		3		1			1	1				39		10
	(a.) Cervix	F.	18																									16		2
	(b.) Other and unspecified sites	F.	42								2	1		1		1		3		1			1	1				23		8
49	Cancer of other female organs	F.	40						1			1	1				2	1	2								1	22		9
50	Cancer of the breast	M.	1																									1		
	,,	F.	93		1							1	1	1		1	1	7	4	1							1	59		15
51	Cancer of the male genital organs	M.	65						1	1		1			1	3	1	3	1						1		1	41		10
52	Cancer of the urinary organs	M.	26													1	1	1	1									16	2	4
	,,	F.	15															2									1	10		2
	(a.) Kidney	M.	5													1		1										3		
	,,	F.	9															2									1	5		1
	(b.) Bladder	M.	21														1		1									13	2	4
	,,	F.	6																									5		1
53	Cancer of the skin	M.	7																									6		1
	,,	F.	6									1																4		1
54	Cancer of the brain	M.	21						1			2	1					1		1								13		2
	,,	F.	8														1	1										5		1
55	Cancer of other and unspecified organs	M.	35						1						1			4	1	1								20		7
	,,	F.	25									1	1			3		2									1	11	2	4
56	Non-malignant tumours	M.	5												1													3	1	
	,,	F.	14									1						1					1			1		7		3
	(a.) Ovary	F.	2									1						1												
	(b.) Uterus	F.	7																				1			1		4		1
	(d.) Brain and other parts of the central nervous system	M.	2																									1	1	
	Ditto	F.	2																									2		
	(e.) Other and unspecified organs	M.	3												1													2		
	,,	F.	3																									1		2
57	Tumours of undetermined nature	M.	4															1						1				2		
	,,	F.	1																										1	
	(d.) Brain and other parts of the central nervous system	M.	4															1						1				2		
	Ditto	F.	1																										1	

	Class III. Rheumatism, diseases of nutrition and of the endocrine glands, other general and vitamin deficiency diseases ... Total	246	1	2			1	2	3	1	6	2	4	2	6	3	18	3	4			2	6	1	2	2	140	1	34
	Ditto ... M.	121					1	1	3	1	3	1		1	2	1	8		1				4			1	77	1	15
	" ... F.	125	1	2				1			3	1	4	1	4	2	10	3	3			2	2	1	2	1	63		19
58	Acute rheumatic fever ... M.	6										1											2			1	2		
	" ... F.	3															1								1		1		
	(a.) Acute rheumatic heart conditions ... M.	6										1											2			1	2		
	" ... F.	3															1								1		1		
59	Chronic rheumatism and other rheumatic diseases ... M.	4															1										2		1
	" ... F.	3															1					2							
60	Gout ... M.	1															1												
61	Diabetes mellitus ... M.	72					1		3	1	2			1	1		6		1				1				44		11
	" ... F.	88		2				1			3		4	1	3	2	8	2	1				1		1	1	47		11
62	Diseases of the pituitary gland ... M.	2																									2		
63	Diseases of the thyroid and parathyroid glands ... M.	17						1							1	1											11		3
	" ... F.	24	1									1						1	1				1	1			11		7
	(a.) Simple goitre ... F.	2																									2		
	(b.) Exophthalmic goitre ... M.	16						1							1	1											10		3
	" ... F.	19	1									1						1	1				1				8		6
	(c.) Myxœdema and cretinism ... F.	3																						1			1		1
	(d.) Others under this title ... M.	1																									1		
64	Diseases of the thymus gland ... M.	17																					1				15	1	
	" ... F.	7													1				1								4		1
65	Diseases of the adrenal glands (Addison's disease) ... M.	1									1																		
66	Other general diseases ... M.	1																									1		
	(a.) Osteomalacia ... M.	1																									1		
	Class IV. Diseases of the blood and blood-forming organs ... Total	48							1		1						6	1	1				1			3	26		8
	Ditto ... M.	30							1		1						4	1					1			1	13		8
	" ... F.	18															2		1							2	13		
72	Hæmorrhagic conditions ... M.	3																					1				2		
	" ... F.	1																									1		
	(a.) Primary purpura ... M.	3																					1				2		
	" ... F.	1																									1		
73	Anæmias ... M.	8							1		1						2									1	2		1
	" ... F.	5															1										4		
	(a.) Pernicious anæmia ... M.	7									1						2									1	2		1
	" ... F.	3															1										2		
	(b.) Others under this title ... M.	1							1																				
	" ... F.	2																									2		
74	Leukæmias and aleukæmias ... M.	15															2										7		6
	" ... F.	10																								2	8		
	(a.) Leukæmias ... M.	14															2										7		5
	" ... F.	10																								2	8		
	(b.) Aleukæmias (Hodgkin's disease excepted) ... M.	1																											1
75	Diseases of the spleen ... M.	3																									2		1
	" ... F.	2															1		1										
76	Other diseases of the blood and blood-forming organs ... M.	1																1											
	Class V. Chronic poisoning and intoxication ... Total	10													2								5				2		1
	" ... M.	9													2								5				1		1
	" ... F.	1																									1		
77	Alcoholism ... M.	7													1								5				1		
	" ... F.	1																									1		

TABLE 31.—CAUSES OF DEATH BY SEX IN CITIES AND VILLAGES OF 1,000 POPULATION AND OVER, BRITISH COLUMBIA, 1943—*Continued.*

Int. List No.	CAUSES OF DEATH.	TOTAL.	Alberni.	Chilliwack.	Courtenay.	Cranbrook.	Creston.	Duncan.	Fernie.	Grand Forks.	Kamloops.	Kelowna.	Ladysmith.	Mission.	Nanaimo.	Nelson.	New Westminster.	North Vancouver.	Port Alberni.	Port Coquitlam.	Port Moody.	Prince George.	Prince Rupert.	Revelstoke.	Rossland.	Trail.	Vancouver.	Vernon.	Victoria.
	Alcoholism—*Continued.*																												
	(a.) Acute alcoholism ... M.	4													1								2				1		
	" ... F.	1																									1		
	(b.) Chronic alcoholism ... M.	1																					1						
	(c.) Others under this title ... M.	2																					2						
78	Lead poisoning ... M.	1																											1
	(a.) Occupational ... M.	1																											1
79	Chronic poisoning by other mineral and organic substances ... M.	1													1														
	(b.) Non-occupational ... M.	1													1														
	Class VI. Diseases of the nervous system and sense organs ... Total	649		5		1	1	9	4	1	24	10		4	14	5	62	20	3			3	6	3	3	5	357	7	102
	Ditto ... M.	343		3			1	6	2	1	17	9		3	5	4	35	9	2			3	6	2	2	3	176	3	51
	" ... F.	306		2		1		3	2		7	1		1	9	1	27	11	1					1	1	2	181	4	51
80	Encephalitis (non-epidemic) ... M.	4															1					1					2		
	(a.) Intracranial abscess ... M.	4															1					1					2		
81	Meningitis (non-meningococcal) ... M.	10								1		1					1								1	1	5		
	" ... F.	2															2												
	(a.) Simple meningitis ... M.	9								1		1					1								1		5		
	" ... F.	1															1												
	(b.) Acute cerebrospinal meningitis ... M.	1																								1			
	" ... F.	1															1												
82	Diseases of the medulla and spinal cord ... M.	9						1										1									5		2
	" ... F.	11				1											1	1									8		
83	Intracranial lesions of vascular origin ... M.	250		3			1	5			16	4		3	4	4	20	7	2			2	4	1	1	1	125	2	45
	" ... F.	251		2				2	2		5	1		1	9	1	12	9	1					1	1	2	152	4	46
	(a.) Cerebral hæmorrhage or effusion ... M.	92		2			1				6	1		3	2	1	13	1	1			1		1	1		37		21
	" ... F.	88		1											5	1	7	1	1					1	1	2	56	4	8
	(b.) Cerebral embolism and thrombosis ... M.	13																									10		3
	" ... F.	14						1			1																9		3
	(c.) Cerebral softening ... M.	2									1																1		
	(d.) Hemiplegia and other paralysis of unspecified origin ... M.	7									2																5		
	Ditto ... F.	7									1	1															2		3
	(e.) With mention of arteriosclerosis ... M.	136		1				5			7	3			2	3	7	6	1			1	4			1	72	2	21
	" ... F.	142		1				1	2		3			1	4		5	8									85		32
84	Mental disorders and deficiency (general paralysis of the insane excepted) ... M.	12							1			1					8										2		
	Ditto ... F.	7															5										1		1
	(a.) Schizophrenia (dementia præcox) ... F.	1															1												
	(b.) Others under this title ... M.	12							1			1					8										2		
	" ... F.	6															4										1		1
85	Epilepsy ... M.	6										2					3										1		
	" ... F.	4															1	1									1		1

86	Convulsions (under 5 years of age) M.	3																					1		1		1		
87	Other diseases of the nervous system M.	43								1				1		2	1					2				32		4
	" F.	25					1			1						4										17		2
	(b.) Neuritis M.	1								1																		
	(c.) Paralysis agitans M.	6															1									4		1
	" F.	8					1									2										4		1
	(d.) Disseminated sclerosis M.	32												1		1						2				25		3
	" F.	15														1										13		1
	(e.) Others under this title M.	4														1										3		
	" F.	2								1						1												
88	Diseases of organs of vision M.	1																								1		
	" F.	2														1										1		
89	Diseases of the ear and of the mastoid process M.	5						1			1															3		
	" F.	4								1						1										1		1
	(a.) Otitis and other diseases of the ear M.	5						1			1															3		
	" F.	2								1						1												
	(b.) Diseases of the mastoid process F.	2																								1		1
	Class VII. Diseases of the circulatory system Total	2133	1	10	2	2	6	21	9	10	64	21	11	15	48	26	151	56	9	1	2	14	22	10	4	16	1217	21	364
	" M.	1352		4	1	1	4	17	4	7	56	10	9	11	34	18	101	30	7	1	2	11	21	7	2	12	777	14	191
	" F.	781	1	6	1	1	2	4	5	3	8	11	2	4	14	8	50	26	2			3	1	3	2	4	440	7	173
90–95	Diseases of the heart M.	1266		4	1	1	4	17	4	7	48	8	8	11	31	17	94	28	6	1	2	9	20	6	2	11	734	13	179
	" F.	725		6	1	1	2	4	4	3	8	10	2	4	13	8	49	25	2			3	1	3	2	4	405	7	158
90	Pericarditis (acute rheumatic excluded) M.	1																									1		
	" F.	1																									1		
	(a.) Chronic rheumatic pericarditis M.	1																									1		
	(b.) Others under this title F.	1																									1		
91	Acute endocarditis (non-rheumatic) M.	11									1			2									1				5		2
	" F.	7															1										3		3
	(a.) Bacterial endocarditis (acute, subacute, or unspecified) M.	7									1			2													2		2
	Ditto F.	5																									2		3
	(b.) Other acute or subacute endocarditis M.	4																					1				3		
	(c.) Endocarditis (not specified under 45 years) F.	2															1										1		
92	Chronic affections of the valves and endocardium M.	109						4		1	1			4	5	1	5	3	1		1	5	3	2		1	56		16
	" F.	64		1					1			1		1	2		4	6				2				1	35	1	9
	(a.) Specified valvular diseases (rheumatic) M.	38													1	1						4				1	29		2
	" F.	30							1			1		1			1	1				1					20		4
	(b.) Other specified valvular diseases (non-rheumatic) M.	60						4		1	1			4	2		5	3	1		1	1	1	2			22		12
	Ditto F.	27		1											2		1	5				1					12	1	4
	(c.) Unspecified valvular lesions and endocarditis M.	11													2								2				5		2
	" F.	7															2									1	3		1
93	Diseases of the myocardium M.	794		2			3	9		4	41	6	6	3	20	10	60	15	1			3	4	2		5	465	10	125
	" F.	486		5	1	1	2	2		1	5	8	2	2	10	7	31	17	2					3	2	2	268	6	109
	(a.) Acute myocarditis M.	4															1										2		1
	" F.	4																									4		
	(b.) Myocarditis (not specified under 45 years) F.	3															1												2
	(c.) Chronic myocarditis and myocardial degeneration (rheumatic) M.	13														1	1										7		4
	Ditto F.	23					1									1	4										10	1	6
	(d.) Chronic myocarditis (non-rheumatic) M.	639		1			3	8		3	40	6	3	3	15	9	40	13	1			3	4	2		1	411	8	65
	" F.	391		5	1		1	2		1	4	8	2	2	9	6	20	16	2					3	2	1	227	4	75
	(e.) Other myocarditis (not specified) M.	138		1				1		1	1		3		5		18	2								4	45	2	55
	" F.	65				1					1				1		6	1								1	27	1	26
94	Diseases of the coronary arteries and angina pectoris M.	326		2	1	1	1	4	4	2	4	1		1	6	4	29	10	4	1	1	1	9	2	2	5	195	3	33
	Ditto F.	132						1	2	2	2	1		1	1		10	2				1	1			1	81		26

TABLE 31.—CAUSES OF DEATH BY SEX IN CITIES AND VILLAGES OF 1,000 POPULATION AND OVER, BRITISH COLUMBIA, 1943—*Continued.*

Int. List No.	CAUSES OF DEATH.		TOTAL.	Alberni.	Chilliwack.	Courtenay.	Cranbrook.	Creston.	Duncan.	Fernie.	Grand Forks.	Kamloops.	Kelowna.	Ladysmith.	Mission.	Nanaimo.	Nelson.	New Westminster.	North Vancouver.	Port Alberni.	Port Coquitlam.	Port Moody.	Prince George.	Prince Rupert.	Revelstoke.	Rossland.	Trail.	Vancouver.	Vernon.	Victoria.
	Diseases of the heart—*Continued.*																													
	Diseases of the coronary arteries and angina pectoris—*Continued.*																													
	(a.) Diseases of the coronary arteries	M.	322		2	1	1	1	4	3	2	4	1		1	6	4	29	10	4	1	1	1	9	2	2	5	193	3	32
	,,	F.	127						1	1	1	1	1		1	1		10	2				1	1			1	79		26
	(b.) Angina pectoris	M.	4							1																		2		1
	,,	F.	5							1	1	1																2		
95	Other diseases of the heart	M.	25									1	1	2	1		2							3				12		3
	,,	F.	35						1	1		1					1	3										17		11
	(a.) Functional diseases of the heart (no organic lesion)	M.	9									1	1	2	1									2				1		1
	Ditto	F.	5							1		1																2		1
	(b.) Other diseases of the heart (rheumatic)	F.	12														1	1										4		6
	(c.) Other diseases of the heart (non-rheumatic)	M.	16														2							1				11		2
	,,	F.	18						1									2										11		4
96	Aneurism (heart and aorta excepted)	M.	16																1				1		1			11	1	1
	,,	F.	10																									9		1
97	Arteriosclerosis (coronary or renal sclerosis or cerebral hæmorrhage excepted)	M.	44									8	2	1		2	1	3		1								18		8
	Ditto	F.	33	1									1			1		1	1									16		12
98	Gangrene	M.	4															1										3		
	,,	F.	1																									1		
99	Other diseases of the arteries	M.	15													1		2	1				1	1			1	6		2
	,,	F.	5																									3		2
100	Diseases of the veins	M.	5																									4		1
	,,	F.	3																									3		
101	Diseases of the lymphatic system	F.	1																									1		
102	High blood-pressure (idiopathic)	M.	2															1										1		
	,,	F.	3							1																		2		
	Class VIII. Diseases of the respiratory system	Total	364	1	1			1	8	2	1	8	4		2	6	4	24	10	1	1		4	7	1	2	2	213	3	58
	,,	M.	243	1	1				7	1		6	2		1	4	2	15	6	1	1		3	7		1	2	145		37
	,,	F.	121					1	1	1	1	2	2		1	2	2	9	4				1		1	1		68	3	21
104	Diseases of the nasal fossæ and accessory sinuses	M.	3													1								1				1		
	,,	F.	1																									1		
105	Diseases of the larynx	M.	2																									2		
106	Bronchitis	M.	12									1					1	1			1						1	5		2
	,,	F.	6															1										2		3
	(a.) Acute	M.	2																									2		
	,,	F.	3																											3
	(b.) Chronic	M.	9									1					1	1			1						1	3		1
	,,	F.	2																									2		
	(c.) *Unspecified*	M.	1																											1
	,,	F.	1															1												
107	Bronchopneumonia	M.	101	1	1				3			1	1			2	1	6	1	1			1	1				55		26
	,,	F.	57					1								1	1	3	1						1	1		36	1	11
108	Lobar pneumonia	M.	80						4	1		2			1	1		5	1				1	1			1	57		5
	,,	F.	31						1		1	1	1		1		1	4	1				1					16	2	1

109	Pneumonia (unspecified)	M.	21														2	2					3		1		10		3
	,,	F.	7														1	1									3		2
110	Pleurisy	M.	4																								4		
	,,	F.	3								1																2		
	(a.) Empyema	M.	3																								3		
	,,	F.	1								1																		
	(b.) Others under this title	M.	1																								1		
	,,	F.	2																								2		
111	Hæmorrhagic infarction, congestion, œdema, and thrombosis of the lungs	M.	8														1	2				1					3		1
	Ditto	F.	5						1									1									2		1
	(a.) Hæmorrhagic infarction and thrombosis of the lungs	M.	4																			1					3		
	Ditto	F.	1																										1
	(b.) Others under this title	M.	4														1	2											1
	,,	F.	4						1									1									2		
112	Asthma	M.	5								1	1											1				2		
	,,	F.	8									1			1												4		2
113	Pulmonary emphysema	M.	1																								1		
	,,	F.	1																								1		
114	Other diseases of the respiratory system (tuberculosis excepted)	M.	6								1																5		
	Ditto	F.	2																								1		1
	(a.) Silicosis	M.	5								1																4		
	(c.) Gangrene of lung	F.	1																								1		
	(d.) Others under this title	M.	1																								1		
	,,	F.	1																										1
	Class IX. Diseases of the digestive system	Total	315					1	1	4	4	4	3	3	13	4	21	9	4			2	3	2	3	4	175	4	51
	,,	M.	205					1	1	4	3	3	1	3	7	4	8	4	4			2	2	2	3	2	124	4	23
	,,	F.	110								1	1	2		6		13	5					1			2	51		28
115	Diseases of the buccal cavity and annexa, and of the pharynx and tonsils	M.	4																			1					3		
	Ditto	F.	3																								1		2
	(a.) Diseases of the teeth and gums	F.	2																								1		1
	(b.) Septic sore throat	M.	1																								1		
	(c.) Diseases of the pharynx and tonsils	M.	3																			1					2		
	,,	F.	1																										1
116	Diseases of the œsophagus	M.	5																								5		
117	Ulcer of the stomach or duodenum	M.	76					1			2				4	1	2	1						1		1	53	2	8
	,,	F.	12														1	1								2	6		2
	(a.) Stomach	M.	41					1			1				3		2	1						1			29	1	2
	,,	F.	5														1										3		1
	(b.) Duodenum	M.	35								1				1	1										1	24	1	6
	,,	F.	7															1								2	3		1
118	Other diseases of the stomach	M.	1													1													
119	Diarrhœa and enteritis (under 2 years of age)	M.	8												1	1	1		2							1	1		1
	,,	F.	9												1		1										4		3
	(a.) Diarrhœa and enteritis	M.	8												1	1	1		2							1	1		1
	,,	F.	8												1		1										4		2
	(b.) Ulceration of the intestines	F.	1																										1
120	Diarrhœa and enteritis (2 years of age and over)	M.	4																			1					1		2
	,,	F.	8																								4		4
	(a.) Diarrhœa and enteritis	M.	2																			1					1		
	(b.) Ulceration of the intestines	M.	2																										2
	,,	F.	8																								4		4
121	Appendicitis	M.	24							2								1					1		3		14	2	1
	,,	F.	10										1				2										4		3

TABLE 31.—CAUSES OF DEATH BY SEX IN CITIES AND VILLAGES OF 1,000 POPULATION AND OVER, BRITISH COLUMBIA, 1943—*Continued.*

Int. List No.	CAUSES OF DEATH.		TOTAL.	Alberni.	Chilliwack.	Courtenay.	Cranbrook.	Creston.	Duncan.	Fernie.	Grand Forks.	Kamloops.	Kelowna.	Ladysmith.	Mission.	Nanaimo.	Nelson.	New Westminster.	North Vancouver.	Port Alberni.	Port Coquitlam.	Port Moody.	Prince George.	Prince Rupert.	Revelstoke.	Rossland.	Trail.	Vancouver.	Vernon.	Victoria.
122	Hernia, intestinal obstruction	M.	41								1	1	1	1	3	2	1	4	2	2								17		6
	"	F.	33										1			1		7						1				16		7
	(a.) Hernia	M.	25									1		1	1	1	1	2	2	1								11		4
	"	F.	12										1			1		1										7		2
	(b.) Intestinal obstruction	M.	16								1		1		2	1		2		1								6		2
	"	F.	21															6						1				9		5
123	Other diseases of the intestines	M.	1																						1					
	"	F.	4											1		2		1												
124	Cirrhosis of the liver	M.	25								1		1					1										20		2
	"	F.	9																1									5		3
	(a.) With mention of alcoholism	M.	1																									1		
	"	F.	1																									1		
	(b.) Without mention of alcoholism	M.	24								1		1					1										19		2
	"	F.	8																1									4		3
125	Other diseases of the liver	M.	3										1															1		1
	"	F.	1																											1
	(a.) Acute yellow atrophy	M.	1																											1
	(b.) Others under this title	M.	2										1															1		
	"	F.	1																											1
126	Biliary calculi	M.	6																									5		1
	"	F.	12									1				1		1	1									6		2
127	Other diseases of the gall-bladder and bile-ducts	M.	4							1																		2		1
	"	F.	6													1			2									2		1
128	Diseases of the pancreas	M.	1																									1		
	"	F.	2																									2		
129	Peritonitis without stated cause	M.	2																					1				1		
	"	F.	1																									1		
	Class X. Diseases of the urinary and genital systems	Total	437					1	6	6	2	8	3	3	2	10	16	8	13	3			3	6	3	2	12	253	6	71
	Ditto	M.	300						2	4	2	6	2	3	2	8	12	5	7	1			2	5	2		7	173	6	51
	"	F.	137					1	4	2		2	1			2	4	3	6	2			1	1	1	2	5	80		20
130	Acute nephritis	M.	7													1							1					3		2
	"	F.	1																									1		
131	Chronic nephritis	M.	195						2	3	1	4	2		1	4	10	3	5	1			1	4	1		6	113	5	29
	"	F.	116					1	4	2		1	1			2	4	3	5	1			1	1	1	1	5	68		15
132	Nephritis unspecified (over 10 years of age)	M.	3																1									1		1
	"	F.	2																									1		1
133	Other diseases of the kidneys and ureters	M.	6																									4		2
	"	F.	6																1							1		4		
134	Calculi of the urinary passages	M.	12									1					1											9		1
	"	F.	5																	1								4		
135	Diseases of the urinary bladder	M.	2									1						1												
	"	F.	1																											1

136	Diseases of the urethra, urinary abscess, etc.	M.	3																									2		1
	(a.) Stricture of the urethra	M.	2																									2		
	(b.) Others under this title	M.	1																											1
137	Diseases of the prostate	M.	71						1	1			3	1	3	1	1	1					1	1		1	40	1	15
138	Diseases of the male genital organs (non-venereal)	M.	1																								1		
139	Diseases of the female genital organs (non-venereal)	F.	6								1																2		3
	(a.) Ovaries, Fallopian tubes, and parametria	F.	2								1																1		
	(b.) Uterus	F.	3																								1		2
	(c.) Others under this title	F.	1																										1
	Class XI. Diseases of pregnancy, childbirth, and the puerperal state	Total	31					1		2	1			1	1	1	1					1	1	1			17	1	2
140	Abortion with mention of infection	F.	6																								5		1
	(a.) Spontaneous, therapeutic, or unspecified	F.	2																								2		
	(b.) Self-induced	F.	4																								3		1
141	Abortion without mention of infection	F.	3																								3		
	(a.) Spontaneous, therapeutic, or unspecified	F.	2																								2		
	(c.) Non-therapeutic	F.	1																								1		
142	Ectopic gestation	F.	3													1											2		
	(b.) Without mention of infection	F.	3													1											2		
146	Hæmorrhage of childbirth and the puerperium	F.	11							1	1				1		1					1	1	1			4		
	(a.) Placenta prævia	F.	3							1	1												1						
	(b.) Premature separation of placenta	F.	1																								1		
	(c.) Others under this title	F.	7												1		1					1		1			3		
147	Infection during childbirth and the puerperium	F.	4											1													3		
148	Puerperal toxæmias—following delivery	F.	3					1		1																		1	
	(a.) Puerperal eclampsia	F.	2							1																		1	
	(c.) Acute yellow atrophy of liver	F.	1					1																					
149	Other accidents of childbirth	F.	1																										1
	(b.) Other conditions of childbirth	F.	1																										1
	Class XII. Diseases of the skin and cellular tissue	Total	11											1									1				7		2
	,,	M.	10											1									1				6		2
	,,	F.	1																								1		
151	Carbuncle and furuncle	M.	2											1													1		
152	Phlegmon and acute abscesses	M.	6																				1				4		1
153	Other diseases of the skin and cellular tissue	M.	2																								1		1
	,,	F.	1																								1		
	Class XIII. Diseases of the bones and organs of movement	Total	9												1		1									1	5		1
	Ditto	M.	5												1		1									1	2		
	,,	F.	4																								3		1
154	Osteomyelitis and periostitis	M.	2																							1	1		
	,,	F.	1																								1		
155	Other diseases of the bones (tuberculosis excepted)	M.	1														1												
156	Diseases of the joints and other organs of movement	M.	2												1												1		
	,,	F.	3																								2		1
	(a.) Diseases of the joints (tuberculosis and rheumatism excepted)	M.	2												1												1		
	Ditto	F.	1																										1
	(b.) Others under this title	F.	2																								2		
	Class XIV. Congenital malformations	Total	91		1				1			1	1		1	2	6		1	1		1	3			3	55		14
	,,	M.	42		1												1		1	1			2			1	27		8
	,,	F.	49						1			1	1		1	2	5					1	1			2	28		6

TABLE 31.—CAUSES OF DEATH BY SEX IN CITIES AND VILLAGES OF 1,000 POPULATION AND OVER, BRITISH COLUMBIA, 1943—*Continued.*

Int. List No.	CAUSES OF DEATH.	TOTAL.	Alberni.	Chilliwack.	Courtenay.	Cranbrook.	Creston.	Duncan.	Fernie.	Grand Forks.	Kamloops.	Kelowna.	Ladysmith.	Mission.	Nanaimo.	Nelson.	New Westminster.	North Vancouver.	Port Alberni.	Port Coquitlam.	Port Moody.	Prince George.	Prince Rupert.	Revelstoke.	Rossland.	Trail.	Vancouver.	Vernon.	Victoria.
157	Congenital malformations M.	42		1													1		1	1			2			1	27		8
	,, F.	49							1			1	1		1	2	5					1	1			2	28		6
	(a.) Congenital hydrocephalus M.	4																					1				3		
	,, F.	12										1			1		2									1	6		1
	(b.) Spina bifida and meningocele M.	3																	1								1		1
	,, F.	3																									2		1
	(c.) Anencephalus M.	1																									1		
	,, F.	2																									2		
	(d.) Congenital malformations of the heart M.	15		1													1									1	9		3
	,, F.	14											1			1	2						1			1	8		
	(e.) Others under this title M.	19																		1			1				13		4
	,, F.	18							1							1	1					1					10		4
	Class XV. Diseases peculiar to the first year of life Total	239					1	4		1	3			3	7	5	29	9	3			1	5	1		11	110	5	41
	,, M.	142					1	3		1	2				1	3	19	7	3			1	5			8	63	3	22
	,, F.	97						1			1			3	6	2	10	2						1		3	47	2	19
158	Congenital debility M.	1								1																			
159	Premature birth M.	91						3			1					2	11	5	2				4			5	41	3	14
	,, F.	73									1			1	5	2	8	2						1		2	37	2	12
160	Injury at birth M.	32					1								1	1	4	1					1			1	16		6
	,, F.	16												2	1		2									1	6		4
	(a.) Intracranial or spinal hæmorrhage M.	21					1									1	2	1					1			1	12		2
	,, F.	5															2										3		
	(b.) Other intracranial or spinal injuries M.	3																									3		
	,, F.	3												2													1		
	(c.) Others under this title M.	8													1		2										1		4
	,, F.	8													1											1	2		4
161	Other diseases peculiar to the first year of life M.	18									1						4	1	1			1				2	6		2
	,, F.	8						1																			4		3
	(a.) Asphyxia (unspecified), atelectasis M.	10									1								1			1				2	5		
	,, F.	6						1																			3		2
	(b.) Infection of the umbilicus, pemphigus, and other infections M.	1																									1		
	(c.) Other specified diseases peculiar to the first year of life M.	7															4	1											2
	Ditto F.	2																									1		1
	Class XVI. Senility Total	28		2										1		4	1	7	1			1		1			9		1
	,, M.	17		1												4	1	4				1		1			4		1
	,, F.	11		1										1				3	1								5		
162	Senility M.	17		1												4	1	4				1		1			4		1
	,, F.	11		1										1				3	1								5		
	(a.) With dementia M.	2																						1			1		
	,, F.	2		1										1															
	(b.) Without dementia M.	15		1												4	1	4				1					3		1
	,, F.	9																3	1								5		

	Class XVII. Violent or accidental deaths ..... Total	461	1					2	4	2	3	8	6	3	13	5	47	15	7	1		8	24	2	3	7	246	4	50
	,, ... M.	347	1					2	3	2	3	6	5	2	8	4	38	13	7	1		8	23	2	1	7	172	4	35
	,, ... F.	114							1			2	1	1	5	1	9	2					1		2		74		15
163–164	Suicides ..... M.	26										1			1	1	3					1	1			1	15		2
	,, ... F.	15															2										12		1
163	Suicide by poisoning ..... M.	6													1		1										4		
	,, ... F.	7																									6		1
	(a.) By corrosive substances, solid and liquid poisonings ..... M.	3													1												2		
	Ditto ..... F.	2																									2		
	(b.) By poisonous gas ..... M.	3															1										2		
	,, ... F.	5																									4		1
164	Suicide by other means ..... M.	20										1				1	2					1	1			1	11		2
	,, ... F.	8															2										6		
	(a.) By hanging or strangulation ..... M.	11										1					2					1	1				6		
	,, ... F.	5															1										4		
	(b.) By drowning ..... M.	1																											1
	(c.) By firearms or explosives ..... M.	3														1											2		
	,, ... F.	1																									1		
	(d.) By cutting or piercing instruments ..... M.	3																								1	1		1
	,, ... F.	2															1										1		
	(f.) By crushing ..... M.	2																									2		
166–168	Homicides ..... M.	6															1										4		1
	,, ... F.	3													1												2		
166	Homicide by firearms ..... M.	1																									1		
	,, ... F.	1																									1		
167	Homicide by cutting or piercing instruments ..... M.	1																									1		
	,, ... F.	1																									1		
168	Homicide by other or unspecified means ..... M.	4															1										2		1
	,, ... F.	1													1														
169–195	Accidental deaths ..... M.	315	1					2	3	2	3	5	5	2	7	3	34	13	7	1		7	22	2	1	6	153	4	32
	,, ... F.	96							1			2	1	1	4	1	7	2					1		2		60		14
169	Railway accidents (excluding motor-vehicles) ..... M.	5																	1				2				1		1
170	Motor-vehicle accidents ..... M.	77							1	1		2			4		15	1	2			3	5	1		1	34	1	6
	,, ... F.	11												1	1		2	1									5		1
	(a.) Collisions with trains ..... M.	2															2												
	,, ... F.	1																											1
	(b.) Collisions with street-cars ..... M.	6															1										4		1
	(c.) Automobile accidents (excluding trains or street-cars) ..... M.	64								1		2			3		12	1	1			3	5			1	29	1	5
	Ditto ..... F.	10												1	1		2	1									5		
	(d.) Motor-cycle accidents (excluding automobiles) M.	5							1						1				1					1			1		
171	Street-car and other road transport accidents ..... M.	10																1									6		3
	,, ... F.	4											1														3		
	(a.) Street-car accidents (excluding trains and motor-vehicles) ..... M.	9																1									6		2
	Ditto ..... F.	3																									3		
	(b.) Others under this title ..... M.	1																											1
	,, ... F.	1											1																
172	Water transport accidents ..... M.	9											1				1						1				5		1
173	Air transport accidents ..... M.	7												2			1						4						
174	Accidents in mines and quarries ..... M.	3							1				1									1							
175	Agricultural and forestry accidents ..... M.	17						1			3				1	1		1	4			1				1	4		
	(a.) Accidents involving agricultural machinery and vehicles ..... M.	2																								1	1		
	(b.) Injury by animals, in agriculture ..... M.	2									2																		
	(c.) Other agricultural accidents ..... M.	1									1																		

TABLE 31.—CAUSES OF DEATH BY SEX IN CITIES AND VILLAGES OF 1,000 POPULATION AND OVER, BRITISH COLUMBIA, 1943—*Continued.*

Int. List No.	CAUSES OF DEATH.	TOTAL.	Alberni.	Chilliwack.	Courtenay.	Cranbrook.	Creston.	Duncan.	Fernie.	Grand Forks.	Kamloops.	Kelowna.	Ladysmith.	Mission.	Nanaimo.	Nelson.	New Westminster.	North Vancouver.	Port Alberni.	Port Coquitlam.	Port Moody.	Prince George.	Prince Rupert.	Revelstoke.	Rossland.	Trail.	Vancouver.	Vernon.	Victoria.
	Accidental deaths—*Continued.*																												
	Agricultural and forestry accidents—*Continued.*																												
	(d.) Accidents involving forestry machinery and vehicles M.	2																	2										
	(e.) Other forestry accidents M.	10						1							1	1		1	2			1					3		
176	Other accidents involving machinery M.	10															2	2					1				3		2
178	Accidental absorption of poisonous gas M.	17																									15		2
	,, F.	2																									2		
	(a.) Coal- and illuminating-gas M.	10																									9		1
	,, F.	1																									1		
	(b.) Motor-vehicle exhaust gas M.	2																									2		
	(c.) Other carbon-monoxide gas M.	5																									4		1
	,, F.	1																									1		
179	Acute accidental poisoning by solids or liquids M.	6															2										4		
	,, F.	3																1					1				1		
180	Conflagration M.	6														1		2					1				1		1
	,, F.	1																							1				
181	Accidental burns (conflagration excepted) M.	10															4										3	1	2
	,, F.	2															1										1		
182	Accidental mechanical suffocation M.	4																							1		2		1
	,, F.	1																							1				
183	Accidental drowning M.	24	1							1		2					2			1		1	1			1	9		5
	,, F.	3																									3		
184	Accidental injury by firearms M.	4															1					1	1				1		
185	Accidental injury by cutting or piercing instruments M.	4																									4		
186	Accidental injury by fall or crushing M.	78						1	1			1	1		2	1	5	5					4			1	50		6
	,, F.	59							1			1			1		4										40		12
	(a.) Accidental injury by fall M.	67						1	1			1	1		2	1	3	4					1			1	45		6
	,, F.	59							1			1			1		4										40		12
	(b.) Accidental injury by crushing M.	11															2	1					3				5		
190	Excessive cold M.	2																						1			1		
193	Accidents due to electric currents M.	3															1									1	1		
	,, F.	1													1														
195	Other accidents M.	19											2					1					2			1	9	2	2
	,, F.	9										1			1	1											5		1
	(c.) Lack of care of the new-born M.	1																					1						
	(d.) Obstruction, suffocation, or puncture by ingested objects M.	3																								1	1		1
	Ditto F.	2																									2		
	(e.) Other and unspecified objects M.	15											2					1					1				8	2	1
	,, F.	7										1			1	1											3		1
	Class XVIII. Ill-defined and unknown causes of death Total	5														2											3		
	Ditto M.	2																									2		
	,, F.	3														2											1		

200	Ill-defined and unknown causes	M.	2																								2		
	"	F.	3													2											1		
	(a.) Ill-defined	M.	1																								1		
	"	F.	2													1											1		
	(c.) Unknown or unspecified cause	M.	1																								1		
	"	F.	1													1													

CLASSIFICATION OF ACCIDENTAL DEATHS ACCORDING TO THE NATURE OF INJURY.

(These accidental deaths are classified above according to circumstances involving the accident under rubrics 169 to 176, 178, 180, 181, 182, 183, 185, 186, 187, and 193.)

	Accidental absorption of poisonous gas	M.	20													1							1				16		2
	"	F.	2																								2		
	Accidental burns	M.	15														4	2									4	1	4
	"	F.	3														1								1		1		
	Accidental mechanical suffocation	M.	4																						1		2		1
	"	F.	1																						1				
	Accidental drowning	M.	33	1							1		2	1		1		3			1		1	5			1	10		6
	"	F.	3																								3		
	Accidental injury by cutting or piercing instruments	M.	4																								4		
	Accidental injury by fall	M.	77						1	1		1	1	1		2	2	4	4	1				1			2	49		7
	"	F.	60							1			1	1		1		4										40		12
	Accidental injury by crushing	M.	128						1	2	1	2	2	1	2	4		19	6	6			5	12	1		1	52	1	10
	"	F.	13												1	1		2	1									7		1
	Accidents due to electric currents	M.	3															1									1	1		
	"	F.	1													1														

TABLE 32.—MARRIAGES BY MONTHS FOR BRITISH COLUMBIA, 1943.

PROVINCE.	TOTAL.	MONTHS.											
		Jan.	Feb.	March.	April.	May.	June.	July.	Aug.	Sept.	Oct.	Nov.	Dec.
British Columbia	9,385	659	703	686	723	741	1,044	906	826	781	752	720	844

TABLE 33.—MARRIAGES—CONJUGAL CONDITION OF CONTRACTING PARTIES, BRITISH COLUMBIA, 1943.

PROVINCE.	TOTAL MARRIAGES.	MARRIAGES BETWEEN									PER CENT. OF BRIDE-GROOMS WHO WERE			PER CENT. OF BRIDES WHO WERE		
		Bachelors and			Widowers and			Divorced Men and								
		Spinsters.	Widows.	Divorced Women.	Spinsters.	Widows.	Divorced Women.	Spinsters.	Widows.	Divorced Women.	Bachelors.	Widowers.	Divorced.	Spinsters.	Widows.	Divorced.
British Columbia	9,385	7,439	318	446	249	272	64	389	78	130	87.4	6.2	6.4	86.1	7.1	6.8

TABLE 34.—MARRIAGES—AGES OF BRIDEGROOMS AND BRIDES, BRITISH COLUMBIA, 1943.

| Age of bridegroom. | Total grooms. | AGE OF BRIDE. | | |

TABLE 35.—MARRIAGES—DENOMINATIONS OF CONTRACTING PARTIES, BRITISH COLUMBIA, 1943.

DENOMINATION OF GROOM.	TOTAL GROOMS.	DENOMINATION OF BRIDE.																																					
		Adventists.	Anglicans.	Apostolic Bodies.	Baptists.	Brethren, including United.	Christadelphians.	Christians.	Christian Missionary Alliance.	Christian Scientists.	Churches of Christ (Disciples).	Church of God.	Doukhobors.	Eastern Orthodox Churches.	Evangelicals.	Gospel Bodies.	Greek Catholic Churches.	Holiness Movement.	International Bible Students.	Jewish.	Lutherans.	Mennonites.	Methodists.	Moravian Church.	Mormons.	Non-denominational.	Oriental Religions.	Pentecostal Assemblies.	Plymouth Brethren.	Presbyterians.	Reformed Churches (Christian).	Roman Catholics.	Salvation Army.	Society of Friends.	Spiritualists.	Swedenborgians.	Unitarians.	United Church of Canada.	Other Religions.	Non-religious Denominations.	Unspecified or Unknown.
Adventists	34	25	2																		1					1						2						2		1	
Anglicans	2340	4	1293		65	1			1	13	1			5	1	2	1		1	1	61	5	9		3	40		5	1	132	1	165	8	1	1	1	1	504	4	4	5
Apostolic bodies	7		1	3																								2				1									
Baptists	337	1	74		89			1	1		2			1	2	2					17	1	4		1	10		4	1	15		22	2		1			84	2		
Brethren, including United	17		3		3	5		1						1																1			1					1			1
Christadelphians	2		1				1																																		
Christians	25		1					10							1								1			2	1			2								6		1	
Christian Missionary Alliance	8								6																					1								1			
Christian Scientists	42		6		2					14											1					1				5		1						12			
Churches of Christ (Disciples)	12		1					1			6										1		1							1		1									
Church of God	5											4																										1			
Doukhobors	34				1								32																			1									
Eastern Orthodox Churches	94		12		1				1				2	45			7				6		1			3				5		8						3			
Evangelicals	11	1			2										3						1											3						1			
Gospel bodies	11				1											6										2						1						1			
Greek Catholic Churches	53		6		1								1	2			18				3					3				1		16						2			
Holiness Movement	1																						1																		
International Bible Students	1		1																																						
Jewish	62		4																	46	1					2				3		2						4			
Lutherans	550	1	99		18	3		2		1		2	1	5	1		1		1	1	175		2	2	1	41		1		35	1	59						94	1	1	1
Mennonites	50		2												1							42											1					4			
Methodists	62		14		7																2		10			5		1		5		7	1					10			
Moravian Church	6																				1			2						1		1						1			
Mormons	18		3																		2				6	1				1		2						3			
Non-denominational	947		60		18	1		2	1					2		1	2				17	1			1	666		3		16		90					1	64		1	
Oriental religions	63		4		1			2																		1	47			2								5			1
Pentecostal Assemblies	58	1	6		4	1																				2		38	1	2			1					2			
Plymouth Brethren	16		1																										12									3			
Presbyterians	835	1	200		34				1	4				3	1	1	1			1	23	2	3		3	17	1	2		280		73	3		1			174	2	3	1
Reformed Churches (Christian)	4		1		1																										1	1									
Roman Catholics	1216	2	190	2	17					3	1		1	6			8			1	37	3	3			66			1	59		651	5				1	150	3	5	1
Salvation Army	40		8																		1									1		3	26					1			
Society of Friends																																									
Spiritualists	4		1											1																					2						
Swedenborgians	1				1																																				
Unitarians	5		2																											1		1					1				
United Church of Canada	2261	2	435		56	3				13	1		1	4	1		7			1	53	3	2		3	34	5	8		96		126	7					1394	3	2	1
Other religions	20		3																				1			1						1					1	5	8		
Non-religious denominations	111		12		2			1										1		1	4	1				7		2		6		17	1					9	1	46	
Unspecified or unknown	22	1	3		1																1	1			1	1		1		1		4						1			6
Total brides	9385	39	2449	5	325	14	1	20	11	48	11	6	38	75	11	12	45	1	2	52	408	59	38	4	19	906	54	67	16	672	3	1259	56	1	5	1	5	2542	24	64	17

TABLE 36.—MARRIAGES—BIRTHPLACE OF BRIDEGROOMS AND BRIDES, BRITISH COLUMBIA, 1943.

BIRTHPLACE OF BRIDEGROOM.	TOTAL GROOMS.	BIRTHPLACE OF BRIDE.																																							
		CANADA.										BRITISH ISLES.					BRITISH POSS.		EUROPE.															ASIA.						
		Prince Edward Island.	Nova Scotia.	New Brunswick.	Quebec.	Ontario.	Manitoba.	Saskatchewan.	Alberta.	British Columbia.	Prov. not spec.	England.	Ireland.	Scotland.	Wales.	Other.	Newfoundland.	Other.	Austria.	Belgium.	Czechoslovakia.	Denmark.	Finland.	France.	Germany.	Hungary.	Italy.	Netherlands.	Norway.	Poland.	Rumania.	Russia (U.S.S.R.)	Sweden.	Yugoslavia.	Other.	China.	Japan.	Other.	United States.	Other American countries.	Other countries.	Unspecified.
Canada	6814	4	46	18	64	314	495	1174	784	3013	8	283	37	113	17	4		20	4	1	4	2	3	8	11	6	6	2	18	31	9	25	17	8	6	5	5		242	4	1	2
Prince Edward Island	15	1	1			2		1	3	4																			1										2			
Nova Scotia	100	1	9		2	3	7	15	8	28		6	1	7										1								1							11			
New Brunswick	54			2		1	3	7	7	23		5		3				1																		1			1			
Quebec	174		1		16	21	10	24	18	53	2	13	2	4	1			2		1			1							2		1							2			
Ontario	741		8	6	9	116	64	94	65	235	2	48	3	19	4	2		1	2		1			1			1		1	4	1	4	2	2	1	1	1		43			
Manitoba	709		1	2	5	27	126	128	71	252	1	31	2	9				2	1		2			2	1	1			1	4	2	4	1				2		31			
Saskatchewan	1212	1	7	3	8	43	75	391	130	414	1	32	9	11	3	1		3	1					1	3	2		1	6	9	1	9	3	1	2				40	1		
Alberta	950	1	3	1	10	24	46	169	221	362		33	4	10	4			2			1		1	1	2				4	7	1	2	4						34	2		1
British Columbia	2852		16	4	14	77	163	344	260	1640	2	114	16	50	5	1		9				2	1	2	5	3	5	1	5	4	4	4	7	5	3	3	2		78	1	1	1
Province unspecified	7						1	1	1	2		1																		1												
British Isles	1237	4	9	8	16	68	74	143	118	397	4	201	24	66	5	2	3	9		1		1		2	1		1	1	5	4	1	2	2		2		1	1	60		1	
England	783	1	5	4	10	49	50	85	68	253	3	144	10	33	4		1	7		1		1		2	1				4	2		1	1		1		1	1	39		1	
Ireland	95		2		1	4	5	6	13	25		15	7	7				1											1										8			
Scotland	312	1	1	3	4	13	16	47	35	107	1	38	4	21	1	2	1	1									1			1		1	1		1				11			
Wales	38	2	1	1	1	2	2	5	2	7		3	3	3			1											1		1	1								2			
Other	9						1			5		1		2																												
British Possessions	66		1			5	8	5	7	20		9	1	2			1	4					1																2			
Newfoundland	11					1		1	1	3		2					1						1																1			
Other	55		1			4	8	4	6	17		7	1	2				4																					1			
Europe	653		3		6	20	42	91	50	159		33	8	15	1		1	2	4	2	6	3	13	5	10	5	9	6	9	23	8	44	16	5	1			1	50	1	1	
Austria	24					1	1	3	5	4				1							1				2	1				2	1		1	1								
Belgium	2									2																																
Czechoslovakia	12					1		1		4		2									3					1																
Denmark	39					2	2	4	3	10		7								1		2	1	1			1			1			1						3			
Finland	36							1	3	12				1							1		11		1			1		1					1				3			
France	6						2		1	1															1														1			
Germany	48					1	2	10	4	10		3		1											3					2	1	1							10			
Hungary	15					1	2	5	1	2					1											1					1								1			
Italy	34						3	2	4	14		2	1											1			6												1			
Netherlands	27				1	1	2	3	2	8		2		2											1			4	1													
Norway	106				3	5	9	14	6	28		5	3	5								1		2			1		6	2	1		5						10			
Poland	48				1	3	4	9	4	6		3	1				1		2								1			10	2	1										
Rumania	15						2	4	1	3				1											1					1	1								1			
Russia (U.S.S.R.)	101				1	1	8	15	5	12		2	1	2					1							1		1		2	1	40		1				1	5		1	
Sweden	89		2			2	3	13	9	23		3	2	1				2			1		1		1				2	2			9						12	1		
Yugoslavia	25		1			1		4	1	9		1		1					1	1				1										3					1			
Other	26					1	2	3	1	11		3														1						2							2			
Asia	67		1				1	1	2	54				1																					1	3	3					
China	38		1				1	1	2	28				1																					1	3						
Japan	29									26																											3					
Other																																										
United States	544	1	4	4	7	26	39	87	85	148	1	31	4	8			1	4	1		2		1	1	1		1	1	1	3		6	2	1					73			
Other American countries	2									2																																
Other countries																																										
Unspecified	2									1																																1
Total brides	9385	9	64	30	93	433	659	1501	1046	3794	13	557	74	205	23	6	6	39	9	4	12	6	18	16	23	11	17	10	33	61	18	77	37	14	10	8	9	2	427	5	3	3

TABLE 37.—BIRTHS OF INDIANS (EXCLUSIVE OF STILL-BIRTHS) BY MONTHS, BRITISH COLUMBIA, 1943.

PROVINCE.	TOTAL.	MONTHS.											
		Jan.	Feb.	March.	April.	May.	June.	July.	Aug.	Sept.	Oct.	Nov.	Dec.
British Columbia	1,136	108	78	100	92	93	89	108	102	92	93	83	98

TABLE 38.—BIRTHS OF INDIANS (EXCLUSIVE OF STILL-BIRTHS) CLASSIFIED AS LEGITIMATE OR ILLEGITIMATE, BRITISH COLUMBIA, 1943.

PROVINCE.	TOTAL BIRTHS.			LEGITIMATE.			ILLEGITIMATE.		
	Total.	M.	F.	Total.	M.	F.	Total.	M.	F.
British Columbia	1,136	577	559	942	490	452	194	87	107

TABLE 39.—BIRTHS OF INDIANS (EXCLUSIVE OF STILL-BIRTHS) CLASSIFIED ACCORDING TO AGES OF PARENTS, BRITISH COLUMBIA, 1943.

AGE OF FATHER.	TOTAL.	AGE OF MOTHER.																																							
		12	13	14	15	16	17	18	19	20	21	22	23	24	25	26	27	28	29	30	31	32	33	34	35	36	37	38	39	40	41	42	43	44	45	46	47	48	49	50 and over.	Not stated.
Under 16 years																																									
16 years	1					1																																			
17 ,,	2						1		1																																
18 ,,	2							1		1																															
19 ,,	8				1	2	1	2	2																																
20 ,,	23			1	1	1	1	5	4	5	1	2	2																												
21 ,,	23					3	1	5	8	1	3					2																									
22 ,,	38			2		1	3	8	4	5	9	4		2																											
23 ,,	46					1	4	1	7	11	5	6	6	1	1	1			1				1																		
24 ,,	40					1	1	3	3	5	4	7	4	6	1		2		3																							
25 ,,	42					1	2	1	3	2	4	3	6	5	5	2	2	1	2	2		1																			
26 ,,	38					2			5	5	3	8	3	4	3		3	1			1																				
27 ,,	46								2	9	6	6	5	3	3	8	3	1																							
28 ,,	45					1		3	3	4		5	4	4	1	4	8	3	1		1		1		1			1													
29 ,,	42						1	1	1	2		6	7	6	2	4	4	3		1	1		1	1							1										
30 ,,	43				1	1	1	4	2	1	1	4		4	2	3	6	3	1	2	1	1	2		3																
31 ,,	42								1	2	3	4	4	2	4	3	2	3	3	3	3	2	2					1													
32 ,,	28						1					3		1	2	4	1	3	4	3	2			2				1				1									
33 ,,	35							2		1	1	2	3	1	1	5	4	1	2	1	3	1	2	4								1									
34 ,,	29							2		1	1	1		1	2	1	2	1	4	2	2	2	4	2															1		
35 ,,	29										2	1	4		1	2		2		2	1	5	1	4	1	1	1	1													
36 ,,	37									1	1	1	3	1	4	4	3	2	4		3	1	2	1	3	2		1													
37 ,,	29						1							2	2		1	3	1	4	2	2	2		1	2	2		2		1			1							
38 ,,	20											1		1	1	2		1	1	1	1	4		1	1	1	1	3													
39 ,,	17								2		1		2		1				1	1	1	2			2	1	2	1													
40 ,,	24												2				1	1		1	1	3	2	1	3	1		4	1		2					1				
41 ,,	19												1		1				1		3	3	2	3	1	1			2	1										
42 ,,	22												1	1		1	1		2				1	1			1	6	4			2	1								
43 ,,	35						1	1	1		1					2	1	1		1	2	1		4	1	3	1	2	2	3	2	3	2							
44 ,,	13								1						1					1		1	1		2			1	1			3	1							
45 ,,	21									1	1					2				2	1	1		1	2	1	2		1	1		4	1							
46 ,,	16																	1	1	1	1		2				2	2	2	3										1	
47 ,,	19											1			1	1		1			2				1	1	2	2		2		2	2				1				
48 ,,	12												1		1			1			1			2		1	1		1		3										
49 ,,	9																		1									1		2				1	1		1	1		1	
50 ,,	12										2	1					1							1				3	1	1			1		1						
51 ,,	7																	1									3				1			1		1					
52 ,,	3																1											1			1										
53 ,,	2																													1						1					
54 ,,	2													1					1																						
55 ,,	3																					1												1						1	
56 ,,	2																							1					1												
57 ,,	3																										1			1				1							
58 ,,	1																																	1							
59 ,,	1																											1													
60 ,,	1																													1											
61 ,,	1																									1															
62 ,,																																									
63 ,,	1																				1																				
64 ,,	1																																1								
65 and over	3																								1	1											1				
Not stated	4														1	1						1					1														
Children born to—																																									
Married mothers	942			3	3	15	19	39	50	57	49	66	58	46	41	52	46	34	34	28	34	32	26	29	23	17	20	32	18	16	11	16	9	6	2	2	4	2		3	
Unmarried mothers	194		1		8	9	16	20	13	17	14	15	10	8	7	3	5	2	5	5	1	4	1	4	3	2	2	4	3	2	4	1	4						1		
All mothers	1,136		1	3	11	24	35	59	63	74	63	81	68	54	48	55	51	36	39	33	35	36	27	33	26	19	22	36	21	18	15	17	13	6	2	2	4	2	1	3	

TABLE 40.—DEATHS OF INDIAN CHILDREN UNDER ONE YEAR (EXCLUSIVE OF STILL-BIRTHS) BY MONTHS, BRITISH COLUMBIA, 1943.

PROVINCE.	TOTAL.	MONTHS.											
		Jan.	Feb.	March.	April.	May.	June.	July.	Aug.	Sept.	Oct.	Nov.	Dec.
British Columbia	149	21	14	9	11	12	9	12	11	11	11	15	13

TABLE 41.—DEATHS OF INDIAN CHILDREN UNDER ONE YEAR (EXCLUSIVE OF STILL-BIRTHS) BY AGE AT DEATH, BRITISH COLUMBIA, 1943.

AGES.		No.
All infants	Total	149
,,	M.	85
,,	F.	64
Under 1 day	Total	18
,,	M.	11
,,	F.	7
1 day	Total	2
,,	M.	1
,,	F.	1
2 days	Total	7
,,	M.	4
,,	F.	3
3 days	Total	4
,,	M.	3
,,	F.	1
4 days	Total	3
,,	M.	2
,,	F.	1
5 days	Total	----
,,	M.	----
,,	F.	----
6 days	Total	2
,,	M.	2
,,	F.	----
Under 1 week	Total	36
,,	M.	23
,,	F.	13
1 week and under 2 weeks	Total	6
,,	M.	3
,,	F.	3
2 weeks and under 3 weeks	Total	2
,,	M.	1
,,	F.	1
3 weeks and under 1 month	Total	3
,,	M.	1
,,	F.	2

AGES.		No.
Under 1 month	Total	47
,,	M.	28
,,	F.	19
1 month and under 2 months	Total	15
,,	M.	11
,,	F.	4
2 months and under 3 months	Total	15
,,	M.	10
,,	F.	5
3 months and under 4 months	Total	9
,,	M.	4
,,	F.	5
4 months and under 5 months	Total	9
,,	M.	6
,,	F.	3
5 months and under 6 months	Total	15
,,	M.	5
,,	F.	10
6 months and under 7 months	Total	7
,,	M.	3
,,	F.	4
7 months and under 8 months	Total	5
,,	M.	4
,,	F.	1
8 months and under 9 months	Total	6
,,	M.	3
,,	F.	3
9 months and under 10 months	Total	9
,,	M.	5
,,	F.	4
10 months and under 11 months	Total	6
,,	M.	4
,,	F.	2
11 months and under 12 months	Total	6
,,	M.	2
,,	F.	4

TABLE 42.—DEATHS OF INDIAN CHILDREN (EXCLUSIVE OF STILL-BIRTHS) FROM CERTAIN SPECIFIED CAUSES IN THE FIRST YEAR OF LIFE, FOR EACH SEX, BRITISH COLUMBIA, 1943.

Int. List No.	CAUSES OF DEATH.	Total.	M.	F.
	All causes	149	85	64
6	Cerebrospinal meningitis	---	---	---
8	Scarlet fever	---	---	---
9	Whooping-cough	2	1	1
10	Diphtheria	---	---	---
11	Erysipelas	---	---	---
13	Tuberculosis of the respiratory system	2	2	---
14–22	Tuberculosis, other forms	6	2	4
24	Purulent infection and septicæmia	---	---	---
27	Dysentery	3	2	1
30	Syphilis	1	---	1
33	Influenza	10	3	7
35	Measles	3	1	2
36	Acute poliomyelitis and polioencephalitis	---	---	---
64	Diseases of the thymus gland	2	2	---
81	Meningitis (non-meningococcal)	1	1	---
86	Convulsions	6	4	2
89	Diseases of the ear and of the mastoid process	---	---	---
105	Diseases of the larynx	---	---	---
106	Bronchitis	6	3	3
107	Bronchopneumonia	14	9	5
108–109	Pneumonia	30	18	12
115	Diseases of the buccal cavity and annexa, and of the pharynx and tonsils	---	---	---
116–118	Diseases of the stomach	---	---	---
119	Diarrhœa and enteritis	8	6	2
130	Acute nephritis	---	---	---
157	Congenital malformations	6	2	4
	(a.) Congenital hydrocephalus	1	---	1
	(d.) Congenital malformations of the heart	1	1	---
	(b, c, e.) Others under this title	4	1	3
158	Congenital debility	11	8	3
159	Premature birth	16	8	8
160	Injury at birth	2	---	2
161	Other diseases peculiar to the first year of life	7	5	2
166–168	Homicides	---	---	---
169–195, 197	Other violent deaths	3	2	1
	Other specified causes	4	1	3
199–200	Ill-defined and unknown causes of death	6	5	1

TABLE 43.—TOTAL DEATHS OF INDIANS (EXCLUSIVE OF STILL-BIRTHS) BY MONTHS, BRITISH COLUMBIA, 1943.

PROVINCE.	TOTAL.	MONTHS.											
		Jan.	Feb.	March.	April.	May.	June.	July.	Aug.	Sept.	Oct.	Nov.	Dec.
British Columbia	674	70	58	58	66	63	57	43	55	58	45	49	52

TABLE 44.—DEATHS OF INDIANS (EXCLUSIVE OF STILL-BIRTHS) BY SINGLE YEARS OF AGE AND BY AGE-GROUPS, BRITISH COLUMBIA, 1943.

AGES.	Total.	M.	F.
All ages	674	336	338
Under 1 year	149	85	64
1 year	36	21	15
2 years	19	9	10
3 ,,	16	8	8
4 ,,	16	7	9
Total under 5 years	236	130	106
5 years	13	5	8
6 ,,	10	3	7
7 ,,	5	.....	5
8 ,,	7	4	3
9 ,,	9	6	3
Total 5–9 years	44	18	26
10 years	4	1	3
11 ,,	7	4	3
12 ,,	7	4	3
13 ,,	8	4	4
14 ,,	7	3	4
Total 10–14 years	33	16	17
15 years	10	4	6
16 ,,	7	2	5
17 ,,	13	9	4
18 ,,	8	4	4
19 ,,	9	5	4
Total 15–19 years	47	24	23
20 years	9	6	3
21 ,,	10	5	5
22 ,,	7	.....	7
23 ,,	9	4	5
24 ,,	10	6	4
Total 20–24 years	45	21	24
25 years	4	2	2
26 ,,	4	2	2
27 ,,	9	3	6
28 ,,	5	2	3
29 ,,	5	3	2
Total 25–29 years	27	12	15
30 years	5	1	4
31 ,,	3	2	1
32 ,,	6	3	3
33 ,,	4	2	2
34 ,,	3	1	2
Total 30–34 years	21	9	12
35 years	3	.....	3
36 ,,	4	2	2
37 ,,	3	3	.....
38 ,,	3	1	2
39 ,,	1	1	.....
Total 35–39 years	14	7	7
40 years	7	2	5
41 ,,	4	2	2
42 ,,	5	3	2
43 ,,	8	3	5
44 ,,	4	1	3
Total 40–44 years	28	11	17
45 years	3	3	.....
46 ,,	4	2	2
47 ,,	2	.....	2
48 ,,	5	5	.....
49 ,,	2	1	1
Total 45–49 years	16	11	5
50 years	5	.....	5
51 ,,	3	.....	3
52 ,,	3	1	2
53 ,,	3	2	1
54 ,,	1	1	.....
Total 50–54 years	15	4	11
55 years	3	.....	3
56 ,,	5	3	2
57 ,,	3	.....	3
58 ,,	2	.....	2
59 ,,	1	.....	1
Total 55–59 years	14	3	11
60 years	7	3	4
61 ,,	.....	.....	.....
62 ,,	6	4	2
63 ,,	7	5	2
64 ,,	6	5	1
Total 60–64 years	26	17	9
65 years	3	1	2
66 ,,	4	3	1
67 ,,	4	1	3
68 ,,	6	2	4
69 ,,	1	1	.....
Total 65–69 years	18	8	10
70 years	5	3	2
71 ,,	4	3	1
72 ,,	3	2	1
73 ,,	5	.....	5
74 ,,	3	1	2
Total 70–74 years	20	9	11
75 years	7	1	6
76 ,,	1	1	.....
77 ,,	7	3	4
78 ,,	4	2	2
79 ,,	2	2	.....
Total 75–79 years	21	9	12
80 years	8	4	4
81 ,,	6	4	2
82 ,,	4	3	1
83 ,,	8	2	6
84 ,,	2	2	.....
Total 80–84 years	28	15	13
85 years	4	2	2
86 ,,	1	.....	1
87 ,,	4	2	2
88 ,,	.....	.....	.....
89 ,,	1	1	.....
Total 85–89 years	10	5	5
90 years	4	2	2
91 ,,	1	1	.....
92 ,,	1	1	.....
93 ,,	.....	.....	.....
94 ,,	.....	.....	.....
Total 90–94 years	6	4	2
95 years	1	1	.....
96 ,,	.....	.....	.....
97 ,,	1	1	.....
98 ,,	1	1	.....
99 ,,	1	.....	1
Total 95–99 years	4	3	1
100 years and over	1	.....	1
Not stated	.....	.....	.....

TABLE 45.—CAUSES OF DEATH OF INDIANS BY SEX AND AGE, BRITISH COLUMBIA, 1943.

Int. List No.	CAUSES OF DEATH.		TOTAL.	AGES. Under 1 Year.	1 Year.	2 Years.	3 Years.	4 Years.	5–9 Yrs.	10–14 Yrs.	15–19 Yrs.	20–24 Yrs.	25–29 Yrs.	30–34 Yrs.	35–39 Yrs.	40–44 Yrs.	45–49 Yrs.	50–54 Yrs.	55–59 Yrs.	60–64 Yrs.	65–69 Yrs.	70–74 Yrs.	75–79 Yrs.	80–84 Yrs.	85–89 Yrs.	90–94 Yrs.	95–99 Yrs.	100 Yrs. and over.	Not stated.
	Deaths, all causes	Total	674	149	36	19	16	16	44	33	47	45	27	21	14	28	16	15	14	26	18	20	21	28	10	6	4	1	
	”	M.	336	85	21	9	8	7	18	16	24	21	12	9	7	11	11	4	3	17	8	9	9	15	5	4	3		
	”	F.	338	64	15	10	8	9	26	17	23	24	15	12	7	17	5	11	11	9	10	11	12	13	5	2	1	1	
	Class I. Infectious and parasitic diseases	Total	302	27	11	7	10	9	35	29	34	35	24	12	7	15	6	6	7	6	7	4	5	4	2				
	”	M.	145	11	8	2	5	6	15	14	14	15	12	8	4	8	3	1	2	5	5	3	1	2	1				
	”	F.	157	16	3	5	5	3	20	15	20	20	12	4	3	7	3	5	5	1	2	1	4	2	1				
6	Cerebrospinal meningitis	M.	2		1				1																				
9	Whooping-cough	M.	3	1	1		1																						
	”	F.	1	1																									
10	Diphtheria	M.	2				1	1																					
13–	Tuberculosis	M.	98	4	2	2	2	2	10	13	12	14	11	6	3	5	3		2	3	1	1	1	1					
22	”	F.	110	4	1	3	1	2	17	14	18	16	12	4	2	6	1	3	2		1		2	1					
13	Tuberculosis of the respiratory system	M.	83	2	1	1	1	2	6	11	10	14	11	4	3	5	3		2	3	1	1	1	1					
	”	F.	86		1	1		1	12	11	16	16	11	4	1	5	1	2	1		1		2						
	(b.) Without mention of occupational diseases of lungs	M.	63		1		1	1	4	7	8	11	9	3	2	5	2		2	3	1	1	1	1					
	Ditto	F.	65		1			1	10	7	11	14	10	3		4		1	1				2						
	(c.) Unspecified site	M.	20	2		1		1	2	4	2	3	2	1	1		1												
	”	F.	21			1			2	4	5	2	1	1	1	1	1	1			1								
14	Tuberculosis of the meninges and central nervous system	M.	7	1	1				3		2																		
	Ditto	F.	17	3		2	1	1	4	2	2		1		1														
15	Tuberculosis of the intestines and peritoneum	M.	3							1				2															
16	Tuberculosis of the vertebral column	M.	4			1	1		1	1																			
	”	F.	1													1													
17	Tuberculosis of other bones and joints	F.	1	1																									
	(b.) Joints	F.	1	1																									
19	Tuberculosis of the lymphatic system (bronchial mesenteric, mediastinal, and retroperitoneal glands excepted)	M.	1	1																									
	Ditto	F.	2						1									1											
20	Tuberculosis of the genito-urinary system	F.	1																1										
22	Disseminated tuberculosis	F.	2							1														1					
	(a.) Acute generalized miliary	F.	1							1																			
	(b.) Other and unspecified generalized	F.	1																					1					
27	Dysentery	M.	9	2	2		1	2	2																				
	”	F.	6	1		1	2		1	1																			
30	Syphilis	M.	1																		1								
	”	F.	4	1								1							2										
	(a.) Locomotor ataxia (tabes dorsalis)	M.	1																		1								
	”	F.	1																1										
	(d.) Others under this title	F.	3	1								1							1										
33	Influenza	M.	26	3	1			1	2	1	1	1	1	2	1	3		1		2	3	1		1	1				
	”	F.	29	7		1	1	1	1		1	3			1	1	2	2	1	1	1	1	2	1	1				
	(a.) With respiratory complications	M.	13	3	1				1		1		1							1	3	1		1					
	”	F.	13	4					1							1	2	1		1	1		2						

TABLE 45.—CAUSES OF DEATH OF INDIANS BY SEX AND AGE, BRITISH COLUMBIA, 1943—*Continued.*

Int. List No.	CAUSES OF DEATH.		TOTAL.	AGES. Under 1 Year.	1 Year.	2 Years.	3 Years.	4 Years.	5–9 Yrs.	10–14 Yrs.	15–19 Yrs.	20–24 Yrs.	25–29 Yrs.	30–34 Yrs.	35–39 Yrs.	40–44 Yrs.	45–49 Yrs.	50–54 Yrs.	55–59 Yrs.	60–64 Yrs.	65–69 Yrs.	70–74 Yrs.	75–79 Yrs.	80–84 Yrs.	85–89 Yrs.	90–94 Yrs.	95–99 Yrs.	100 Yrs. and over.	Not stated.
	Influenza—*Continued.*																												
	(b.) Without respiratory complications	M.	13					1	1	1		1		2	1	3		1		1					1				
	,,	F.	16	3		1	1	1			1	3			1			1	1			1		1	1				
35	Measles	M.	4	1	1						1											1							
	,,	F.	7	2	2		1		1		1																		
	Class II. Cancer and other tumours	Total	13								1	1		1		1	1	1		5	1			1					
	,,	M.	7								1	1								5									
	,,	F.	6											1		1	1	1			1			1					
45–55	Cancer and other malignant tumours	M.	4																	4									
	,,	F.	5											1		1		1			1			1					
46	Cancer of the digestive organs and peritoneum	M.	1																	1									
	,,	F.	2																		1			1					
	(f.) Liver and biliary passages	F.	1																		1								
	(g.) Pancreas	M.	1																	1									
	,,	F.	1																					1					
48	Cancer of the uterus	F.	2											1				1											
	(a.) Cervix	F.	1											1															
	(b.) Other and unspecified sites	F.	1															1											
52	Cancer of the urinary organs	M.	1																	1									
	(a.) Kidney	M.	1																	1									
55	Cancer of other and unspecified organs	M.	2																	2									
	,,	F.	1													1													
56	Non-malignant tumours	M.	1																	1									
	(e.) Other and unspecified organs	M.	1																	1									
57	Tumours of undetermined nature	M.	2								1	1																	
	,,	F.	1														1												
	(d.) Brain and other parts of the central nervous system	M.	2								1	1																	
	(e.) Other and unspecified organs	F.	1														1												
	Class III. Rheumatism, diseases of nutrition and of the endocrine glands, other general and vitamin deficiency diseases	Total	6	2	2						1									1									
	Ditto	M.	5	2	1						1									1									
	,,	F.	1		1																								
63	Diseases of the thyroid and parathyroid glands	M.	1																	1									
	(a.) Simple goitre	M.	1																	1									
64	Diseases of the thymus gland	M.	2	2																									
65	Diseases of the adrenal glands (Addison's disease)	M.	1								1																		
70	Rickets	M.	1		1																								
	,,	F.	1		1																								
	Class IV. Diseases of the blood and blood-forming organs	Total	1		1																								
	Ditto	M.	1		1																								

73	Anæmias	M.	1		1																						
	(b.) Others under this title	M.	1		1																						
	Class V. Chronic poisoning and intoxication	Total	1										1														
	,,	F.	1										1														
77	Alcoholism	F.	1										1														
	(a.) Acute alcoholism	F.	1										1														
	Class VI. Diseases of the nervous system and sense organs	Total	29	9		2	1	1		2				2	1		1			2	2	1	2	3				
	Ditto	M.	13	6		1				1					1		1				1		2					
	,,	F.	16	3		1	1	1		1				2						2	1	1		3				
80	Encephalitis (non-epidemic)	F.	1											1														
	(a.) Intracranial abscess	F.	1											1														
81	Meningitis (non-meningococcal)	M.	1	1																								
	,,	F.	2					1		1																		
	(a.) Simple meningitis	M.	1	1																								
	,,	F.	2					1		1																		
83	Intracranial lesions of vascular origin	M.	7	1						1					1		1				1		2					
	,,	F.	8	1																2	1	1		3				
	(a.) Cerebral hæmorrhage or effusion	M.	3	1						1													1					
	,,	F.	3	1																				2				
	(b.) Cerebral embolism and thrombosis	M.	1														1											
	,,	F.	2																	2								
	(d.) Hemiplegia and other paralysis of unspecified origin	M.	1												1													
	Ditto	F.	1																			1						
	(e.) With mention of arteriosclerosis	M.	2																		1		1					
	,,	F.	2																		1			1				
85	Epilepsy	F.	1											1														
86	Convulsions (under 5 years of age)	M.	5	4		1																						
	,,	F.	4	2		1	1																					
	Class VII. Diseases of the circulatory system	Total	40						1	1			2		1			2	2	4	2	6	4	7	4	2	2	
	,,	M.	17												1					2		2	2	5	2	1	2	
	,,	F.	23						1	1			2					2	2	2	2	4	2	2	2	1		
90–95	Diseases of the heart	M.	14												1					1		2	1	5	1	1	2	
	,,	F.	19										2					2	2	2	2	4	2	1	1	1		
91	Acute endocarditis (non-rheumatic)	M.	1																	1								
	,,	F.	2										1						1									
	(a.) Bacterial endocarditis (acute, subacute, or unspecified)	M.	1																	1								
	Ditto	F.	1																1									
	(c.) Endocarditis (not specified under 45 years)	F.	1										1															
92	Chronic affections of the valves and endocardium	M.	3												1									1	1			
	,,	F.	2										1										1					
	(a.) Specified valvular diseases (rheumatic)	M.	1																						1			
	,,	F.	2										1										1					
	(b.) Other specified valvular diseases (non-rheumatic)	M.	2												1									1				
93	Diseases of the myocardium	M.	6																			1		3		1	1	
	,,	F.	13															2	1	2	1	3	1	1	1	1		
	(c.) Chronic myocarditis and myocardial degeneration (rheumatic)	F.	3															1					1			1		
	(d.) Chronic myocarditis (non-rheumatic)	M.	6																			1		3		1	1	
	,,	F.	9															1	1	2	1	2		1	1			
	(e.) Other myocarditis (not specified)	F.	1																			1						

TABLE 45.—CAUSES OF DEATH OF INDIANS BY SEX AND AGE, BRITISH COLUMBIA, 1943—*Continued.*

Int. List No.	CAUSES OF DEATH.	TOTAL.	AGES. Under 1 Year.	1 Year.	2 Years.	3 Years.	4 Years.	5–9 Yrs.	10–14 Yrs.	15–19 Yrs.	20–24 Yrs.	25–29 Yrs.	30–34 Yrs.	35–39 Yrs.	40–44 Yrs.	45–49 Yrs.	50–54 Yrs.	55–59 Yrs.	60–64 Yrs.	65–69 Yrs.	70–74 Yrs.	75–79 Yrs.	80–84 Yrs.	85–89 Yrs.	90–94 Yrs.	95–99 Yrs.	100 Years and over.	Not stated.
	Diseases of the heart—*Continued.*																											
94	Diseases of the coronary arteries and angina pectoris ... M.	4																			1	1	1			1		
	(a.) Diseases of the coronary arteries ... M.	3																			1	1	1					
	(b.) Angina pectoris ... M.	1																								1		
95	Other diseases of the heart ... F.	2																		1	1							
	(c.) Other diseases of the heart (non-rheumatic) ... F.	2																		1	1							
97	Arteriosclerosis (coronary or renal sclerosis or cerebral hæmorrhage excepted) ... M.	3																	1			1		1				
	Ditto ... F.	2																					1	1				
103	Other diseases of the circulatory system ... F.	2						1	1																			
	Class VIII. Diseases of the respiratory system ... Total	105	51	14	6	1	3	3	1	2				1	6	2	1		2	2	3	2	1	1	1	1	1	
	,, ... M.	60	30	9	4			2	1	1					2	2	1		2		1	1	1	1	1	1		
	,, ... F.	45	21	5	2	1	3	1		1				1	4					2	2	1					1	
104	Diseases of the nasal fossæ and accessory sinuses ... M.	1													1													
	,, ... F.	3	1												1					1								
106	Bronchitis ... M.	3	3																									
	,, ... F.	6	3	2											1													
	(a.) Acute ... M.	1	1																									
	,, ... F.	4	3	1																								
	(b.) Chronic ... F.	1													1													
	(c.) Unspecified ... M.	2	2																									
	,, ... F.	1		1																								
107	Bronchopneumonia ... M.	18	9	4	2			1	1	1																		
	,, ... F.	9	5	1				1													1	1						
108	Lobar pneumonia ... M.	7	2	3											1								1					
	,, ... F.	6	2				3			1																		
109	Pneumonia (unspecified) ... M.	31	16	2	2			1								2	1		2		1	1		1	1	1		
	,, ... F.	19	10	2	2	1									1					1	1						1	
110	Pleurisy ... F.	1												1														
	(b.) Others under this title ... F.	1												1														
111	Hæmorrhagic infarction, congestion, œdema, and thrombosis of the lungs ... F.	1													1													
	(a.) Hæmorrhagic infarction and thrombosis of the lungs ... F.	1													1													
	Class IX. Diseases of the digestive system ... Total	29	8	4		1	1	2				1			2	2	1	3			2		1	1				
	,, ... M.	13	6	1		1	1								1	1		1			1							
	,, ... F.	16	2	3				2				1			1	1	1	2			1		1	1				
115	Diseases of the buccal cavity and annexa, and of the pharynx and tonsils ... F.	2						1				1																
	(b.) Septic sore throat ... F.	2						1				1																
117	Ulcer of the stomach or duodenum ... F.	1																						1				
	(a.) Stomach ... F.	1																						1				
118	Other diseases of the stomach ... F.	3		1											1			1										
119	Diarrhœa and enteritis (under 2 years of age) ... M.	7	6	1																								
	,, ... F.	3	2	1																								

	(a.) Diarrhœa and enteritis	M.	7	6	1																							
	,,	F.	3	2	1																							
120	Diarrhœa and enteritis (2 years of age and over)	M.	2				1	1																				
	(a.) Diarrhœa and enteritis	M.	2				1	1																				
121	Appendicitis	M.	1												1													
122	Hernia, intestinal obstruction	M.	2													1					1							
	,,	F.	2						1									1										
	(a.) Hernia	M.	2													1					1							
	(b.) Intestinal obstruction	F.	2						1									1										
123	Other diseases of the intestines	F.	1																					1				
125	Other diseases of the liver	F.	1		1																							
	(b.) Others under this title	F.	1		1																							
126	Biliary calculi	F.	2													1					1							
127	Other diseases of the gall-bladder and bile-ducts	F.	1														1											
128	Diseases of the pancreas	M.	1															1										
	Class X. Diseases of the urinary and genital systems	Total	10		1		1	1			1					1		1	1	1	1		1					
	,,	M.	4													1				1	1		1					
	,,	F.	6		1		1	1			1							1	1									
130	Acute nephritis	F.	1				1																					
131	Chronic nephritis	F.	3		1						1								1									
132	Nephritis unspecified (over 10 years of age)	M.	2													1					1							
133	Other diseases of the kidneys and ureters	M.	1																	1								
	,,	F.	1					1																				
136	Diseases of the urethra, urinary abscess, etc.	M.	1																					1				
	(a.) Stricture of the urethra	M.	1																					1				
139	Diseases of the female genital organs (non-venereal)	F.	1															1										
	(b.) Uterus	F.	1															1										
	Class XI. Diseases of pregnancy, childbirth, and the puerperal state	Total	7								1	2		1	1	1		1										
145	Other diseases and accidents of pregnancy—death prior to delivery	F.	1											1														
146	Hæmorrhage of childbirth and the puerperium	F.	2								1				1													
	(c.) Others under this title	F.	2								1				1													
147	Infection during childbirth and the puerperium	F.	1									1																
149	Other accidents of childbirth	F.	1									1																
	(a.) Laceration, rupture or other trauma of pelvic organs and tissues	F.	1									1																
150	Other and unspecified conditions of childbirth and the puerperal state	F.	2													1		1										
	(c.) Others under this title	F.	2													1		1										
	Class XII. Diseases of the skin and cellular tissue	Total	1	1																								
	,,	F.	1	1																								
152	Phlegmon and acute abscesses	F.	1	1																								
	Class XIV. Congenital malformations	Total	8	6					1		1																	
	,,	M.	3	2							1																	
	,,	F.	5	4					1																			
157	Congenital malformations	M.	3	2							1																	
	,,	F.	5	4					1																			
	(a.) Congenital hydrocephalus	F.	1	1																								
	(d.) Congenital malformations of the heart	M.	2	1							1																	
	,,	F.	1						1																			
	(e.) Others under this title	M.	1	1																								
	,,	F.	3	3																								

TABLE 45.—CAUSES OF DEATH OF INDIANS BY SEX AND AGE, BRITISH COLUMBIA, 1943—*Continued.*

Int. List No.	CAUSES OF DEATH.	TOTAL.	AGES. Under 1 Year.	1 Year.	2 Years.	3 Years.	4 Years.	5–9 Yrs.	10–14 Yrs.	15–19 Yrs.	20–24 Yrs.	25–29 Yrs.	30–34 Yrs.	35–39 Yrs.	40–44 Yrs.	45–49 Yrs.	50–54 Yrs.	55–59 Yrs.	60–64 Yrs.	65–69 Yrs.	70–74 Yrs.	75–79 Yrs.	80–84 Yrs.	85–89 Yrs.	90–94 Yrs.	95–99 Yrs.	100 Years and over.	Not stated.
	Class XV. Diseases peculiar to the first year of life ... Total	36	36																									
	,, ... M.	21	21																									
	,, ... F.	15	15																									
158	Congenital debility ... M.	8	8																									
	,, ... F.	3	3																									
159	Premature birth ... M.	8	8																									
	,, ... F.	8	8																									
160	Injury at birth ... F.	2	2																									
	(b.) Other intracranial or spinal injuries ... F.	1	1																									
	(c.) Others under this title ... F.	1	1																									
161	Other diseases peculiar to the first year of life ... M.	5	5																									
	,, ... F.	2	2																									
	(a.) Asphyxia (unspecified), atelectasis ... M.	1	1																									
	(b.) Infection of the umbilicus, pemphigus and other infections ... F.	1	1																									
	(c.) Other specified diseases peculiar to the first year of life ... M.	4	4																									
	Ditto ... F.	1	1																									
	Class XVI. Senility ... Total	19																			2	4	8	2	2	1		
	,, ... M.	7																				1	4	1	1			
	,, ... F.	12																			2	3	4	1	1	1		
162	Senility ... M.	7																				1	4	1	1			
	,, ... F.	12																			2	3	4	1	1	1		
	(a.) With dementia ... M.	1																				1						
	(b.) Without dementia ... M.	6																					4	1	1			
	,, ... F.	12																			2	3	4	1	1	1		
	Class XVII. Violent or accidental deaths ... Total	47	3	1	3	1	1	2		5	6		4	2	1	3	2		3	2	1	4	2		1			
	,, ... M.	31	2	1	2	1		1		5	5		1	1		3	2		1		1	2	2		1			
	,, ... F.	16	1		1		1	1			1		3	1	1				2	2		2						
166–168	Homicides ... M.	1								1																		
	,, ... F.	1												1														
166	Homicide by firearms ... M.	1								1																		
168	Homicide by other or unspecified means ... F.	1												1														
169–195	Accidental deaths ... M.	30	2	1	2	1		1		4	5		1	1		3	2		1		1	2	2		1			
	,, ... F.	15	1		1		1	1			1		3		1				2	2		2						
169	Railway accidents (excluding motor-vehicles) ... M.	4			1											2					1							
	,, ... F.	2									1								1									
170	Motor-vehicle accidents ... M.	6									2					1	1					1	1					
	,, ... F.	1			1																							
	(c.) Automobile accidents (excluding trains or street-cars) ... M.	6									2					1	1					1	1					
	Ditto ... F.	1			1																							
171	Street-car and other road transport accidents ... M.	1															1											
	(b.) Others under this title ... M.	1															1											

172	Water transport accidents	M.	2						1		1																	
	,,	F.	1												1													
175	Agricultural and forestry accidents	M.	3								2												1					
	(b.) Injury by animals, in agriculture	M.	1																				1					
	(e.) Other forestry accidents	M.	2								2																	
177	Food poisoning	F.	1	1																								
179	Acute accidental poisoning by solids or liquids	M.	1		1																							
	,,	F.	1					1																				
180	Conflagration	F.	4											2						1			1					
181	Accidental burns (conflagration excepted)	F.	1											1														
183	Accidental drowning	M.	9			1	1					3		1	1					1				1				
	,,	F.	1						1																			
186	Accidental injury by fall or crushing	M.	2	1																					1			
	,,	F.	1																				1					
	(a.) Accidental injury by fall	M.	1	1																								
	,,	F.	1																				1					
	(b.) Accidental injury by crushing	M.	1																						1			
190	Excessive cold	M.	1								1																	
	,,	F.	1																		1							
195	Other accidents	M.	1	1																								
	,,	F.	1																		1							
	(c.) Lack of care of the new-born	M.	1	1																								
	(e.) Other and unspecified objects	F.	1																		1							
	Class XVIII. Ill-defined and unknown causes of death	Total	20	6	2	1	1				1	1		1		2		1	1	2	1							
	,,	M.	9	5			1				1									1	1							
	,,	F.	11	1	2	1						1		1		2		1	1	1								
200	Ill-defined and unknown causes	M.	9	5			1				1									1	1							
	,,	F.	11	1	2	1						1		1		2		1	1	1								
	(a.) Ill-defined	M.	2	2																								
	,,	F.	4		1											1		1	1									
	(c.) Unknown or unspecified cause	M.	7	3			1				1									1	1							
	,,	F.	7	1	1	1						1		1		1				1								

CLASSIFICATION OF ACCIDENTAL DEATHS ACCORDING TO THE NATURE OF INJURY.

(These accidental deaths are classified above according to circumstances involving the accident, under rubrics 169 to 176, 178, 180, 181, 182, 183, 185, 186, 187, and 193.)

	Accidental burns	F.	5											3						1			1					
	Accidental drowning	M.	13			1	1		1		3	3		1	1					1				1				
	,,	F.	1						1																			
	Accidental injury by fall	M.	3	1														1					1					
	,,	F.	1																				1					
	Accidental injury by crushing	M.	11			1						2					3	1				1	1	1		1		
	,,	F.	3			1						1								1								

TABLE 46.—DEATHS OF HALF-BREEDS IN BRITISH COLUMBIA FROM CERTAIN CAUSES OF DEATH, 1943.

Int. List No.	CAUSES OF DEATH.		TOTAL.	AGES.																									
				Under 1 Year.	1 Year.	2 Years.	3 Years.	4 Years.	5–9 Yrs.	10–14 Yrs.	15–19 Yrs.	20–24 Yrs.	25–29 Yrs.	30–34 Yrs.	35–39 Yrs.	40–44 Yrs.	45–49 Yrs.	50–54 Yrs.	55–59 Yrs.	60–64 Yrs.	65–69 Yrs.	70–74 Yrs.	75–79 Yrs.	80–84 Yrs.	85–89 Yrs.	90–94 Yrs.	95–99 Yrs.	100 Years and over.	Not stated.
	All causes	Total	5	3					1													1							
	,,	M.	4	3																		1							
	,,	F.	1						1																				
4	Whooping-cough	M.	1	1																									
76	Congenital debility	M.	2	2																									
84	Other violent or accidental deaths (automobile accidents excepted)	F.	1						1																				
	Other causes	M.	1																			1							

TABLE 47.—ADOPTION ORDERS FILED IN THE COURT REGISTRY, BRITISH COLUMBIA, DURING EACH MONTH OF 1943, AND THE MONTHLY TOTALS FROM MAY, 1920, TO DECEMBER 31ST, 1942, AND DECEMBER 31ST, 1943.

Year filed.	Month filed.												
	Jan.	Feb.	March.	April.	May.	June.	July.	Aug.	Sept.	Oct.	Nov.	Dec.	Total.
1943	8	14	24	18	17	26	21	20	26	24	27	24	249
Totals (May, 1920, to December 31st, 1942)	228	251	248	234	287	255	197	186	236	299	229	252	2,902
Totals (May, 1920, to December 31st, 1943)	236	265	272	252	304	281	218	206	262	323	256	276	3,151

TABLE 48.—ADOPTIONS BY YEAR OF COURT ORDER AND SEX OF CHILDREN, AND ADOPTED BY MAN AND WIFE, BY MAN ONLY, AND BY WOMAN ONLY, BRITISH COLUMBIA, 1943.

Year of Court Order.	Number of Orders entered and Certificates issued.		Adopted by.			Total.
	Males.	Females.	Man and Wife.	Man only.	Woman only.	
1924	----	1	1	----	----	1
1928	----	1	1	----	----	1
1938	1	----	1	----	----	1
1940	1	----	1	----	----	1
1941	1	----	1	----	----	1
1942	9	----	8	1	----	9
1943	107	128	227	4	4	235
Totals	119	130	240	5	4	249

TABLE 49.—ADOPTIONS BY YEAR OF COURT ORDER AND BY SEX AND LEGITIMACY OF CHILDREN, BRITISH COLUMBIA, 1943.

Year Adoption ordered.	Legitimate Births.			Illegitimate Births.			Not given or Unknown.			Total.
	Males.	Females.	Total.	Males.	Females.	Total.	Males.	Females.	Total.	
1924	----	1	1	----	----	----	----	----	----	1
1928	----	----	----	----	1	1	----	----	----	1
1938	----	----	----	1	----	1	----	----	----	1
1940	----	----	----	1	----	1	----	----	----	1
1941	----	----	----	1	----	1	----	----	----	1
1942	4	----	4	3	----	3	2	----	2	9
1943	43	50	93	58	74	132	6	4	10	235
Totals	47	51	98	64	75	139	8	4	12	249

TABLE 50.—ADOPTIONS BY BIRTHPLACE OF CHILDREN, BRITISH COLUMBIA, 1943, AS AT DECEMBER 31ST, 1942, AND DECEMBER 31ST, 1943.

Place of Birth.	Filed in 1943.	April, 1920, to Dec., 1942.	April, 1920, to Dec., 1943.	Place of Birth.	Filed in 1943.	April, 1920, to Dec., 1942.	April, 1920, to Dec., 1943.
British Columbia	214	2,510	2,724	Scotland	1	11	12
Alberta	8	65	73	Wales	.....	2	2
Manitoba	2	40	42	Other British Possessions	.....	4	4
New Brunswick	.....	2	2	Asia	1	2	3
Nova Scotia	.....	3	3	Europe	.....	22	22
Ontario	4	26	30	Other Countries	.....	1	1
Quebec	1	9	10	United States	9	84	93
Saskatchewan	9	61	70	Not given or unknown	.....	15	15
Newfoundland	.....	1	1	Totals	249	2,902	3,151
England	.....	44	44				

TABLE 51.—DECREES OF DISSOLUTION AND NULLITY OF MARRIAGE AND JUDICIAL SEPARATION BY THE TIME ELAPSED BETWEEN THE MARRIAGE AND THE OBTAINING OF THE DECREE (IN YEARS ONLY), BRITISH COLUMBIA, 1939–43.

Years married.	Number.					Years married.	Number.				
	1939.	1940.	1941.	1942.	1943.		1939.	1940.	1941.	1942.	1943.
Less than 1 year	13	6	12	18	11	Over 14 years	17	27	24	28	36
Over 1 year	24	17	39	32	31	Over 15 years	17	19	13	25	17
Over 2 years	31	28	28	38	46	Over 16 years	15	12	17	22	21
Over 3 years	37	39	31	36	52	Over 17 years	9	8	13	19	20
Over 4 years	44	44	56	41	49	Over 18 years	15	11	17	13	13
Over 5 years	46	44	51	63	75	Over 19 years	14	8	7	28	19
Over 6 years	26	41	45	56	53	Over 20 years but less than 25 years	35	40	52	61	76
Over 7 years	40	29	34	48	56	Over 25 years but less than 30 years	23	34	26	44	42
Over 8 years	30	33	36	53	58	Over 30 years but less than 40 years	9	11	16	19	17
Over 9 years	32	36	45	53	44	Over 40 years	----	----	1	1	2
Over 10 years	42	45	39	36	44	Totals	600	614	720	845	886
Over 11 years	40	29	47	37	37						
Over 12 years	20	28	33	50	34						
Over 13 years	21	25	38	24	33						

TABLE 52.—DECREES OF DISSOLUTION AND NULLITY OF MARRIAGE AND JUDICIAL SEPARATION, SHOWING THE NUMBER OF CHILDREN AFFECTED BY THE AWARD OF CUSTODY AND BY SEX, BRITISH COLUMBIA, 1939–43.

Award of Custody.	Males.					Females.					Totals.				
	1939.	1940.	1941.	1942.	1943.	1939.	1940.	1941.	1942.	1943.	1939.	1940.	1941.	1942.	1943.
To the petitioner	180	183	237	220	271	176	176	199	256	263	436	359	436	476	534
To the respondent	13	10	7	16	16	7	11	14	16	20	20	21	21	32	36
Not awarded	4	5	10	14	32	5	2	12	9	23	9	7	22	23	56*
Totals	197	198	254	250	319	188	189	225	281	306	385	387	479	531	626*

* Includes one child, sex unstated.

TABLE 53.—DECREES OF DISSOLUTION AND NULLITY OF MARRIAGE AND JUDICIAL SEPARATION BY SEX OF PETITIONER, BRITISH COLUMBIA, 1939–43.

Year.	Dissolution of Marriage.			Nullity of Marriage.			Judicial Separation.			Action.
	Sex of Petitioner.			Sex of Petitioner.			Sex of Petitioner.			Dismissed or Withdrawn.
	Male.	Female.	Total.	Male.	Female.	Total.	Male.	Female.	Total.	
1939	73	406	579	9	10	19	.....	2	2	2
1940	202	400	602	4	7	11	.....	1	1	1
1941	243	456	699	8	11	19	.....	2	2	....
1942	314	510	824	8	12	20	.....	1	1	2
1943	357	518	875	5	6	11	.....	.....	.....	1

TABLE 54.—DECREES OF DISSOLUTION AND NULLITY OF MARRIAGE AND JUDICIAL SEPARATION BY MONTH FILED IN COURT REGISTRY, BRITISH COLUMBIA, 1939–43.

Year.	Jan.	Feb.	Mar.	Apr.	May.	June.	July.	Aug.	Sept.	Oct.	Nov.	Dec.	Totals.
1939	35	48	54	45	56	77	47	1	30	71	64	72	600
1940	41	33	45	49	65	86	32	4	44	61	81	73	614
1941	47	43	59	56	93	99	35	5	44	77	69	93	720
1942	60	44	70	81	84	134	57	3	51	81	88	92	845
1943	54	65	87	81	86	75	79	3	49	88	103	116	886

VICTORIA, B.C.:
Printed by Charles F. Banfield, *Printer to the King's Most Excellent Majesty.*
1945.

1,055-645-6973