PROVINCIAL BOARD OF HEALTH

SIXTY-SEVENTH REPORT

OF

VITAL STATISTICS

OF THE

PROVINCE OF BRITISH COLUMBIA

FOR THE YEAR 1938

PRINTED BY
AUTHORITY OF THE LEGISLATIVE ASSEMBLY.

VICTORIA, B.C.:
Printed by CHARLES F. BANFIELD, Printer to the King's Most Excellent Majesty.
1939.

VICTORIA, B.C., December 1st, 1939.

To His Honour E. W. HAMBER,
Lieutenant-Governor of the Province of British Columbia.

MAY IT PLEASE YOUR HONOUR:

The undersigned has the honour to present the Report on Vital Statistics in the Province of British Columbia for the year 1938.

G. M. WEIR,
Provincial Secretary.

PROVINCIAL BOARD OF HEALTH,
VICTORIA, B.C., December 1st, 1939.

The Honourable G. M. Weir,
Provincial Secretary, Victoria, B.C.

SIR,—I have the honour to submit the Sixty-seventh Report on Vital Statistics in the Province of British Columbia.

I have the honour to be,
Sir,
Your obedient servant,

J. S. CULL,
Acting Provincial Health Officer.

DIVISION OF VITAL STATISTICS,
VICTORIA, B.C., December 1st, 1939.

J. S. Cull, Esq., M.D., D.P.H.,
Acting Provincial Health Officer, Victoria, B.C.

SIR,—I have the honour to submit the Sixty-seventh Report on Vital Statistics in the Province of British Columbia for the year ended December 31st, 1938.

I have the honour to be,
Sir,
Your obedient servant,

J. T. MARSHALL,
Director of Vital Statistics.

INTRODUCTION.

This is the Sixty-seventh Report on the Vital Statistics of the Province of British Columbia, and covers the calendar year January 1st to December 31st, 1938.

The report is divided into two sections, the first dealing with administration, legislation, major advances, relationships with other departments of the Executive Government of the Province, changes in policy, and other activities of the Division of Vital Statistics.

The second section deals solely with the statistical analysis of actual births, deaths, marriages, adoptions, and divorces which occurred in the Province during 1938.

The administrative positions of the Division having been consolidated under the Director of the Division, and due to the fact that the Inspector of Vital Statistics will have supervision of the field staff and will deal solely with problem cases in registration work, a special report from this officer has not been prepared for this year.

To the District Registrars of Births, Deaths, and Marriages and all officers of the Provincial Police our thanks are due for their unfailing efforts in building up the registration system in British Columbia.

The director wishes to express his personal thanks to all officers of the staff of the Provincial Board of Health, and to the members of the staff of the Division of Vital Statistics his deep appreciation for their courtesy and co-operation.

ERRATA.

(VITAL STATISTICS REPORTS: 1935, page I 9; 1936, page J 9; and 1937, page I 9.)

In the table of Specified Diseases, deaths from "Typhoid Fever" for 1935 should read "7" instead of "8."

TABLE OF CONTENTS.

PAGE.

Introduction 6
Table of Contents 7

ADMINISTRATION SECTION.

DIVISIONAL ACTIVITIES.

General Office Routine 13
Population 13
Summary of Registration 13
Summary of Registration among the Oriental Races 14
Summary of Registration among the Indians 14
Doukhobor Registration 14
Delayed Registration of Birth 17
Fraudulent Registration 17
Statutory Notations entered 17
Legitimation of Birth 17
Registration Districts 17
Registration of Adoptions 18
Registration of Divorces 18
School-teachers' Returns under the "Vital Statistics Act" 18
Registration of Ministers and Clergymen 19
Organization of the Division of Vital Statistics 21
Committee studies the "Marriage Act" 23
Legislation:
- "Vital Statistics Act" 24
- "Marriage Act" 25

Tabulation Section 27
- Provincial Board of Health:
  - (*a.*) Division of Vital Statistics 27
  - (*b.*) Division of Tuberculosis Control 27
  - (*c.*) Division of Venereal Disease Control 28
  - (*d.*) Medical Inspection of Schools 28
- Provincial Secretary's Department:
  - (*a.*) Welfare Field Service 28
  - (*b.*) Child Welfare Branch 28
- Department of Mines 28
- Codes 28

Co-operation with other Divisions of the Provincial Board of Health 28
Central Form Register 28
Monthly Bulletin 29

STATISTICAL SECTION.

PART 1.

SUMMARY.

Natality:
- Actual Births 33
- Natural Increase 34
- Still-births 35

Mortality:
- Mortality Groups 35
- Age and Sex Mortality 36

Mortality—*Continued.* PAGE.
Ten Leading Causes of Death in British Columbia 37
The Four Chief Causes of Death in the Different Age-groups 38
Deaths from Notifiable Diseases 39
Mortality from Accidents 40
Infant Mortality 41
Maternal Mortality 43
Mortality from Tuberculosis 45
Mortality from Cancer 45
Marriage 45

PART 2.

TABLES OF BIRTH, DEATH, MARRIAGE, ADOPTION, AND DIVORCE IN BRITISH COLUMBIA, 1938.

Table 1.—General Summary of Births, Deaths, and Marriages in the Province of British Columbia by Census Divisions, Cities and Village of 1,000 Population and over, 1938 48

Births.

Table 2.—Births (exclusive of Still-births) by Months classified as Rural and Urban in each Census Division, British Columbia, 1938 49
Table 3.—Total Live Births and Live Births in Institutions showing the Number of Mothers Non-resident in British Columbia, 1938 50
Table 4.—Births (exclusive of Still-births) to Resident and Non-resident Mothers and Births in Institutions in Cities of 5,000 Population and over, British Columbia, 1938 50
Table 5.—Births (exclusive of Still-births) classified as Legitimate or Illegitimate for the Province and Cities of 5,000 Population and over, British Columbia, 1938 51
Table 6.—Plural Births classified to show Number of Children Born Alive and Still-born by Sex, British Columbia, 1938 51
Table 7.—Births (exclusive of Still-births) classified according to Ages of Parents, British Columbia, 1938 52
Table 8.—Births (exclusive of Still-births) classified according to Racial Origin of Parents, British Columbia, 1938 53
Table 9.—Births (exclusive of Still-births) classified according to Birthplaces of Parents, British Columbia, 1938 54

Infant Mortality.

Table 10.—Deaths of Children under One Year (exclusive of Still-births) by Months, classified as Rural and Urban in each Census Division, British Columbia, 1938 55
Table 11.—Total Deaths (exclusive of Still-births) and Deaths in Institutions of Children under One Year of Age, showing the Number Non-resident in British Columbia, 1938 56
Table 12.—Total Deaths (exclusive of Still-births) and Deaths in Institutions of Children under One Year of Age, classified according to Residence of Decedents in Cities of 5,000 Population and over, British Columbia, 1938 56
Table 13.—Deaths of Children under One Year (exclusive of Still-births) by Age at Death, British Columbia, 1938 57
Table 14.—Deaths of Children under One Year of Age (exclusive of Still-births), classified according to Racial Origin of Decedents, British Columbia, 1938 57
Table 15.—Deaths of Children under One Year of Age (exclusive of Still-births), classified according to Birthplaces of Parents, British Columbia, 1938 58
Table 16.—Deaths of Children (exclusive of Still-births) from certain Specified Causes in First Year of Life, by Sex and Calendar Month of Death, British Columbia, 1938 59
Table 17.—Deaths of Children (exclusive of Still-births) from certain Specified Causes in First Year of Life, by Sex and Age at Death, British Columbia, 1938 60

General Mortality.

PAGE.

Table 18.—Total Deaths (exclusive of Still-births) and Deaths in Institutions showing the Number Non-resident in British Columbia, 1938 61
Table 19.—Total Deaths (exclusive of Still-births) and Deaths in Institutions, classified according to Residence of Decedents in Cities of 5,000 Population and over, British Columbia, 1938 61
Table 20.—Deaths (exclusive of Still-births) by Single Years of Age and by Age-groups, British Columbia, 1938 62
Table 21.—Deaths (exclusive of Still-births) classified according to Racial Origin of Decedents, British Columbia, 1938 64
Table 22.—Deaths (exclusive of Still-births) classified according to Birthplace of Decedents, British Columbia, 1938 65
Table 23.—Deaths (exclusive of Still-births) classified according to Birthplaces of Parents of Decedents, British Columbia, 1938 66
Table 24.—Causes of Death by Sex and Age, British Columbia, 1938 67
Table 25.—Causes of Death for each Sex by Conjugal Condition, Nativity, and Month of Death, British Columbia, 1938 80
Table 26.—Causes of Death by Sex and Age, Vancouver, 1938 96
Table 27.—Causes of Death for each Sex by Conjugal Condition, Nativity, and Month of Death, Vancouver, 1938 107
Table 28.—Causes of Death by Sex in Census Divisions, British Columbia, 1938 120
Table 29.—Causes of Death by Sex in Cities and Village of 1,000 Population and over, British Columbia, 1938 130

Marriages.

Table 30.—Marriages by Months for British Columbia, 1938 142
Table 31.—Marriages, Conjugal Condition of Contracting Parties, British Columbia, 1938 142
Table 32.—Marriages, Ages of Bridegrooms and Brides, British Columbia, 1938 143
Table 33.—Marriages, Denominations of Contracting Parties, British Columbia, 1938 144
Table 34.—Marriages, Birthplace of Bridegrooms and Brides, British Columbia, 1938 145
Table 35.—Marriages, Literacy of Bridegrooms and Brides in British Columbia, classified by Birthplace, 1938 146

Birth and Death Tables for Indians.

Table 36.—Births of Indians (exclusive of Still-births) by Months, British Columbia, 1938 146
Table 37.—Births of Indians (exclusive of Still-births) classified as Legitimate or Illegitimate, British Columbia, 1938 146
Table 38.—Births of Indians (exclusive of Still-births) classified according to Ages of Parents, British Columbia, 1938 147
Table 39.—Deaths of Indian Children under One Year (exclusive of Still-births) by Months, British Columbia, 1938 148
Table 40.—Deaths of Indian Children under One Year (exclusive of Still-births) by Age at Death, British Columbia, 1938 148
Table 41.—Deaths of Indian Children (exclusive of Still-births) from certain Specified Causes in the First Year of Life, for each Sex, British Columbia, 1938 149
Table 42.—Total Deaths of Indians (exclusive of Still-births) by Months, British Columbia, 1938 149
Table 43.—Deaths of Indians (exclusive of Still-births) by Single Years of Age and by Age-groups, British Columbia, 1938 150
Table 44.—Causes of Deaths of Indians by Sex and Age, British Columbia, 1938 151
Table 45.—Deaths of Half-breeds in British Columbia, from certain Causes of Death, 1938 157

Adoptions.

PAGE.

Table 46.—Adoptions, British Columbia, during each Month of 1938, and the Monthly Totals from May, 1920, to December 31st, 1937, and December 31st, 1938 158

Table 47.—Adoptions by Year of Court Order and Sex of Children, and adopted by Man and Wife, by Man only, and by Woman only, British Columbia, 1938 158

Table 48.—Adoptions by Year of Court Order and by Sex and Legitimacy of Children, British Columbia, 1938 158

Table 49.—Adoptions by Birthplace of the Children, British Columbia, 1938, and as at December 31st, 1937, and December 31st, 1938 158

Divorces.

Table 50.—Decrees of Dissolution and Nullity of Marriage, by the Time elapsed between Marriage and obtaining of the Decree (in Years only), British Columbia, 1935, 1936, 1937, and 1938 159

Table 51.—Decrees of Dissolution and Nullity of Marriage, showing the Number of Children affected by the Award of Custody and by Sex, British Columbia, 1935, 1936, 1937, and 1938 159

Table 52.—Decrees of Dissolution and Nullity of Marriage, by the Month filed and by Sex of Petitioner, British Columbia, 1935, 1936, 1937, and 1938 159

ADMINISTRATION SECTION

BEING A NARRATIVE ACCOUNT OF THE ACTIVITIES

OF THE

DIVISION OF VITAL STATISTICS

DURING THE YEAR

1938

DIVISIONAL ACTIVITIES.

GENERAL OFFICE ROUTINE.

The year 1938 in what is now known as the Division of Vital Statistics was one of continued activity, consolidation, and definite progress. There was an increase in correspondence, both coming into the Division and going out, the former being 17,745 letters as against 16,935 for 1937, and the latter 18,637 letters as against 17,238 for the previous year.

Revenue-producing searches made during the year numbered 8,297 as against 8,392 for 1937, while revenue-producing certificates issued numbered 7,842 and 7,844, respectively, for the two years. The revenue collected in the central office of the Division at Victoria amounted to $8,264.16, as compared with $8,147.39 for 1937 collected under the "Vital Statistics Act," while revenue collected under the "Marriage Act" amounted to $1,115 as compared with $896 for the previous year.

The total revenue collected for the whole Province for the fiscal year April 1st, 1938, to March 31st, 1939, was $39,874.30. Of this, $12,577.80 was collected under the "Vital Statistics Act" and $27,296.50 was collected under the "Marriage Act." The previous fiscal year produced a total revenue of $39,635.79 (Vital Statistics, $12,214.79; "Marriage Act," $27,421).

The number of monthly returns received from the District Registrars of Births, Deaths, and Marriages, Indian Agents and Supervisors of Hospitals, for 1938, amounted to 2,033 as against 2,066 for 1937. There was a decrease of 63 in the number of monthly reports received from various hospitals in the Province.

The total number of certificates issued free of charge to various Departments of the Executive Governments of the Province or the Dominion of Canada, by virtue of section 33 of the "Vital Statistics Act," upon application in writing, totalled 4,480 for the year 1938 (Immigration Branch, Department of Mines and Resources, 115; Mothers' Allowances, 1,349; Old-age Pensions, 2,084; Pensions and National Health, 810; and Child Welfare Branch, 122), as against 4,514 for the year 1937 (Immigration Branch, 96; Mothers' Allowances, 1,564; Old-age Pensions, 2,087; Pensions and National Health, 638; Child Welfare Branch, 129).

Co-operation with the Dominion Bureau of Statistics in the matter of forwarding copies of all registrations of births, deaths, and marriages for the compilation of national vital statistics continued during the year, and we are much indebted to the Bureau for the assistance and help they have given this Division.

POPULATION.

The population of the Province for the census year 1931 was 694,263. Estimates by the Dominion Bureau of Statistics for the following years are: 1934, 725,000; 1935, 735,000; 1936, 750,000; 1937, 751,000; 1938, 761,000.

SUMMARY OF REGISTRATION.

The total registrations filed in the Division of Vital Statistics for the year 1938 numbered 28,465, an increase of 323 over 1937 and an increase of 6,247 over 1934. Table A summarizes the total number of registrations of births, deaths, marriages, still-births, adoptions, and divorces for the five-year period 1934 to 1938, inclusive:—

TABLE A.

Year.	Births.	Deaths.	Marriages.	Still-births.	Adoptions.	Divorces.	Total.
1934	10,616	6,393	4,821	230	158	.....	22,218
1935	10,987	6,927	5,020	232	183	264*	23,613
1936	11,186	7,254	5,465	236	80	451	24,672
1937	13,033	7,981	6,232	254	109	533	28,142
1938	13,812	7,455	6,158	259	134	647	28,465

* Act in force May 1st, 1935.

Table B shows the total number of registrations, including Indians, filed with the Division of Vital Statistics during the year ended December 31st, 1938, distributed according to the statistical areas:—

TABLE B.

Area.	Living Births.	Deaths.	Marriages.
Area 1	434	185	111
Area 2	1,614	352	284
Area 3	1,238	359	389
Area 4	6,167	4,003	3,656
Area 5A	1,885	1,295	984
Area 5B	62	26	29
Area 6A	446	276	153
Area 6B	74	16	24
Area 7	213	51	52
Area 8A	277	115	122
Area 8B	117	47	54
Area 9A	5	6	5
Area 9B	15	5	1
Area 9C	163	86	88
Area 9D	10	9	3
Area 10A	4	1	1
Area 10B	------	2	------
Area 10C	207	32	42
Indian Reserves	881	589	160
Totals, year 1938	13,812	7,455	6,158

SUMMARY OF REGISTRATION AMONG THE ORIENTAL RACES.

CHINESE.

The total number of Chinese births registered during the year ended December 31st, 1938, was 130—males 73, females 57. Chinese children born alive and registered in the year 1938 numbered 106—males 59, females 47. The balance—14 males and 10 females—were born prior to the year 1938. There were no still-births. The number of Chinese deaths registered during the year 1938 was 243—males 225, females 18—as against 219 in the year 1937. Deaths from tuberculosis, 38—males 33, females 5; from cancer, 30—males 28, females 2. Deaths of children under 1 year of age, 7—males 4, females 3.

JAPANESE.

The total number of Japanese births registered in the year ended December 31st, 1938, was 559—males 262, females 297—as against 571 in 1938. The number born alive and registered during the year 1938 was 500—males 244, females 256—as against 486 in the year 1937. Registrations of children born prior to 1938 numbered 59. Still-births 6—males 4, females 2. Registrations of deaths numbered 139—males 92, females 47—as against 169 in 1937. Deaths of children under 1 year of age, 25—males 13, females 12. Deaths from tuberculosis, 19—males 14, females 5; from cancer, 13—males 8, females 5.

SUMMARY OF REGISTRATION AMONG THE INDIANS.*

The total number of registrations of births of Indians for the year ended December 31st, 1938, was 883—males 403, females, 480—including 2 males born outside the Province. Registrations of deaths numbered 589—males 319, females 270. Deaths of children under 1 year of age numbered 142—males 73, females 69. Deaths from tuberculosis, 197—males 100, females 97; from cancer, 13—males 7, females 6. Marriages registered, 160.

DOUKHOBOR REGISTRATION.

In accordance with instructions received in May, 1937, the Division has carried out the registration of Doukhobor births in co-operation with the Provincial Police. During 1937, 1,241 births were registered, being 631 males and 610 females, while during 1938, 802 births

* Wards of the Federal Government only, within the meaning of the Dominion Act governing Indians.

were registered, being 395 males and 407 females; making a grand total of 2,043 registrations filed, after full investigation by the Provincial Police and a special officer appointed for the purpose of investigating these births.

Table C shows Doukhobor births registered during 1937–38 by actual year of birth and sex of child.

TABLE C.

Year of Birth.	1937.			1938.			Grand Total.
	Male.	Female.	Total.	Male.	Female.	Total.	
1909	1	1	2	3	1	4	6
1910	4	6	10	4	2	6	16
1911	11	8	19	2	4	6	25
1912	16	12	28	5	4	9	37
1913	17	19	36	9	11	20	56
1914	21	21	42	6	9	15	57
1915	14	14	28	6	2	8	36
1916	17	10	27	12	8	20	47
1917	17	17	34	10	11	21	55
1918	25	20	45	16	11	27	72
1919	26	29	55	11	12	23	78
1920	23	18	41	12	9	21	62
1921	17	15	32	12	12	24	56
1922	15	13	28	7	15	22	50
1923	19	12	31	13	7	20	51
1924	19	34	53	13	12	25	78
1925	20	15	35	10	12	22	57
1926	19	33	52	21	12	33	85
1927	28	29	57	15	13	28	85
1928	28	36	64	22	22	44	108
1929	37	35	72	15	24	39	111
1930	22	24	46	13	14	27	73
1931	21	22	43	17	21	38	81
1932	40	29	69	14	24	38	107
1933	22	33	55	22	17	39	94
1934	33	30	63	16	17	33	96
1935	30	26	36	10	19	29	85
1936	34	16	50	17	16	33	83
1937	35	33	68	23	31	54	122
1938	-----	-----	-----	39	35	74	74
Total	631	610	1,241	395	407	802	2,043

Table D shows Doukhobor births registered during 1937–38 by place of birth and sex of child.

TABLE D.

Place of Birth.	1937.						1938.						Total.
	Home.		Institution.		Total.		Home.		Institution.		Total.		
	M.	F.	M.	F.	M.	F.	M.	F.	M.	F.	M.	F.	
Area No. 2													1,415
Creston	-----	-----	1	-----	1	-----	1	-----	-----	-----	1	-----	2
Nelson	5	2	5	3	10	5	3	1	10	16	13	17	45
New Denver	-----	1	2	-----	2	1	-----	-----	-----	-----	-----	-----	3
Revelstoke	-----	-----	-----	-----	-----	-----	-----	-----	1	-----	1	-----	1
Rossland	4	5	-----	-----	4	5	1	3	1	1	2	4	15
Slocan City	-----	1	-----	-----	-----	1	-----	-----	-----	-----	-----	-----	1
Trail	-----	5	2	-----	2	5	1	2	3	2	4	4	15
Unorganized	406	366	1	1	407	367	278	281	-----	-----	278	281	1,333
Area No. 3													627
Grand Forks	3	1	1	2	4	3	1	2	1	2	2	4	13
Spallumcheen	-----	-----	-----	-----	-----	-----	1	-----	-----	-----	1	-----	1
Unorganized	201	222	-----	1	201	223	92	97	-----	-----	92	97	613
Area No. 8A—													
Prince George	-----	-----	-----	-----	-----	-----	-----	-----	1	-----	1	-----	1
Total	619	602	12	7	631	610	378	386	17	21	395	407	2,043

Table E shows Doukhobor births registered during 1937–38 by birthplace of parents and sex of child.

TABLE E.

Part A.

Birthplace of Father.	1937.			1938.			Total.
	Male.	Female.	Total.	Male.	Female.	Total.	
Alberta	1	-----	1	-----	-----	-----	1
British Columbia	35	30	65	21	25	46	111
Manitoba	9	9	18	4	3	7	25
Nova Scotia	-----	-----	-----	-----	1	1	1
Ontario	-----	1	1	-----	-----	-----	1
Quebec	1	1	2	-----	-----	-----	2
Saskatchewan	259	262	521	194	209	403	924
Canada	3	12	15	2	2	4	19
Poland	-----	-----	-----	-----	1	1	1
United States	1	-----	1	-----	-----	-----	1
Russia	321	295	616	173	166	339	955
Not stated	1	-----	1	1	-----	1	2
Total	631	610	1,241	395	407	802	2,043

Part B.

Birthplace of Mother.	1937.			1938.			Total.
	Male.	Female.	Total.	Male.	Female.	Total.	
Alberta	-----	1	1	-----	-----	-----	1
British Columbia	49	48	97	38	43	81	178
Manitoba	7	8	15	2	5	7	22
Nova Scotia	1	-----	1	-----	-----	-----	1
Ontario	-----	1	1	-----	-----	-----	1
Saskatchewan	278	279	557	207	208	415	972
Canada	9	17	26	2	6	8	34
Russia	287	265	543	146	145	291	834
Total	631	610	1,241	395	407	802	2,043

Without the co-operation of the Provincial Police this work would have been impossible and their assistance is very greatly appreciated.

DELAYED REGISTRATION OF BIRTH.

The number of delayed registrations of birth investigated and subsequently ordered registered was again far above the average, although a slight decrease is seen from the year 1937. This high number is again attributable to the fact that of the total number of delayed registrations investigated 667 were for Doukhobors.

The total number of delayed registrations ordered for the year after full investigation was 1,248. Four hundred and seventy of these registrations were completed upon payment of the registration fee of $2, thereby realizing a revenue of $940. Seven hundred and seventy-eight registrations (including the 667 Doukhobors) were accepted free of charge by virtue of a special Order in Council, the parents being certified by an officer of the Crown in the discharge of his duties as in destitute circumstances or in receipt of public assistance.

FRAUDULENT REGISTRATION.

During 1938 the Division continued its efforts to clear up any known cases of fraudulent or improper registrations of births. During the twelve months we disposed of eight cases under section 13 of the " Vital Statistics Act."

As previously pointed out in my last report most cases of fraudulent registration arise from the unmarried mother's efforts to hide the stigma of illegitimacy in attempting to protect the child born out of wedlock.

The following shows the number of hearings over which the Registrar presided during the year, pursuant to section 13 of the " Vital Statistics Act ":—

Date.	Hearings.
January 3rd, 1938	1
July 9th, 1938	1
September 6th, 1938	2
September 13th, 1938	1
September 26th, 1938	1
November 2nd, 1938	1
December 21st, 1938	1
Total	8

STATUTORY NOTATIONS ENTERED.

During 1938 there were 432 notations entered pursuant to the provisions of the " Vital Statistics Act," upon registrations which had been previously filed, as against 343 for 1937.

These were for corrections of errors and alterations of Christian or given names only.

LEGITIMATION OF BIRTH.

There were 27 births of children born out of wedlock, legitimated after the marriage of their natural parents during 1938, as against 25 during 1937. In each case a new registration was filed showing the child as legitimate from birth, after complete investigation by the Division.

Our chief problem in these cases is to locate the parents of the children and acquaint them with the provisions of the Act. We are, however, indebted to the various welfare agencies, both private and public, for their co-operation in helping us get in touch with these people.

REGISTRATION DISTRICTS.

There have been no changes in the registration districts as constituted under the provisions of the " Vital Statistics Act " during the year 1938, although to implement the provisions of the amendments to the " Vital Statistics Act " a Marine Registry office was created for births and deaths occurring on the high seas (*see* " Legislation—' Vital Statistics Act ' "), and through the courtesy of the Department of Mines and Resources of the Federal Government Mr. A. E. Galpin was appointed Marine Registrar.

In certain cities and towns of the Province there have been several officers functioning under the " Vital Statistics Act " and " Marriage Act." These have now been consolidated into one office for each city or town.

The regular annual trip to the offices in the Fraser Valley was made in April, 1938. The Inspector of Vital Statistics was accompanied by Mr. A. P. Grant, Government Agent at New Westminster. Many minor problems were dealt with and we are happy to report that the central supervision of the Valley offices from the Government Agency at New Westminster has been of mutual benefit to all concerned and the means of reducing travelling expenditures in no small way.

The Vancouver office was visited at least once a month and several other offices were visited during the year. The splendid officials who act as District Registrars of Births Deaths, and Marriages are to be heartily thanked for their help in securing such excellent registration of vital statistics.

REGISTRATION OF ADOPTIONS.

Registration of adoption orders and their correlation with birth registrations has been carried on during the year 1938 without any real problems arising. The close relationship between the Child Welfare Branch and the Division of Vital Statistics has continued, and to the District Registrars of the Supreme Court, also, we are once more indebted for their full co-operation.

Orders of adoption relating to 134 children adopted pursuant to the "Adoption Act" were received, filed, and indexed, and notations made upon the relative birth registrations during the year 1938, making a total of 2,243 orders filed since the Act came into operation in April, 1921.

Of the documents filed in 1938, 131 were Court orders and 3 were certificates issued by the Provincial Secretary pursuant to section 15 of the "Adoption Act."

REGISTRATION OF DIVORCES.

Again in the matter of divorce registration we are indebted to the District Registrars of the Supreme Court for their splendid co-operation. During the year 1938, 643 decrees were filed (625 of dissolution of marriage, 22 of nullity of marriage), as compared with 533 (520 and 13) for 1937; 462 (451 and 11) for 1936; and 280 (264 and 16) for 1935; making a grand total of 1,922 decrees filed since the Act came into force in April, 1935. There were two judicial separation orders filed; in two instances there was a Court order filed for an action which was dismissed; and in one instance a Court order filed for an action which was withdrawn.

Where the marriage dissolved or nullified occurred in British Columbia, a marginal notation of the decree has been entered upon the registration of marriage.

SCHOOL-TEACHERS' RETURNS UNDER THE "VITAL STATISTICS ACT."

We have said a great deal in previous reports regarding the whole-hearted co-operation the Division has been receiving from the majority of the school-teachers in the Province, who supply us with the dates and places of birth, and the present addresses of the parents or guardians, of all children entering school in British Columbia for the first time during the various school-years. Since its inception in 1932–33, this work has been the means of our rendering assistance to a great many people in the Province who have problems relating to the births, adoptions, legitimations, etc., of their children. To those school-teachers who have sent in their returns regularly each year we can but say once more, "Thank you."

Since our urgent appeal last year we are happy to record an added interest on the part of school-teachers, because for the year 1937–38 reports were received from a total of 1,099 school-teachers, an increase of 101 reports over the previous school-year. These reports were from 960 schools. The reports covered the elementary grades only and a total of 12,928 pupils were reported, of which 9,095 were born in British Columbia and 3,833 in other Provinces of Canada, the United States of America, and various other countries. During 1936–37 the total number of children reported was 11,148—8,150 having been born in British Columbia and 2,988 elsewhere—showing an increase of 1,780 pupils reported.

We regret to report that the punch-card analysis of the teachers' returns which was promised in the last report has not been completed.

A thorough search of the birth records was made for each child, taking first the date of birth as reported by the teacher, and if registration of the birth was not found then the records for the preceding and following months and years were searched before the child was finally listed as " unregistered."

The result of this searching is shown in Table F:—

TABLE F.

	Born in British Columbia.	Born outside British Columbia.	Registered.	Unregistered.
City schools	4,977	1,716	4,592	385
Municipal schools	1,773	1,169	1,642	131
Rural schools	2,345	948	2,033	312
Totals	9,095	3,833	8,267	828

Notices were sent to the parents or guardians of the 828 children whose births did not appear to have been registered, and from replies received thereto 57 more births were reported to have occurred elsewhere than in British Columbia, 150 were registered on dates other than those reported at the schools, and 98 other pupils were found to be attending school under different surnames than those by which their births were registered, mainly due to (1) adoptions not registered, (2) adoptions pending, and (3) remarriage (or marriage) of the mother.

Twenty-four delayed registrations of births were made, 9 of which were accepted free of charge by virtue of a special Order in Council, the parents being in receipt of public assistance; and 43 notices were returned through the mails marked " Gone, no forwarding address," etc.

The sum of $38.50 has been collected to date for delayed registration fees, birth certificates, etc., and the work on the year's report is still continuing.

REGISTRATION OF MINISTERS AND CLERGYMEN.

The registration of ministers and clergymen has continued for the past year, as required by the " Marriage Act " of 1930. The year 1938 saw 175 applications for registration granted, while 126 were cancelled. The balance on the register at December 31st, 1938, was 1,143—being an increase of 49 over 1937.

Following the new procedure adopted in 1937, all new applications, cancellations, transfers, etc., have been put on to punch-cards. During 1938 every application that has been received since the Act came into force in 1930 has been gone over and checked, and an alphabetic as well as a new statistical punch-card was punched for each case. The tables which follow are the result of the repunching and our analysis of this application.

Some confusion arose due to the fact that heretofore statistics have been prepared on the basis of the notices in the British Columbia Gazette. This allowed a monthly carry-over at the end of the year from the date of registration of each individual minister or clergyman. In the present instance all tabulations of statistics are upon the basis of date of registration and the figures will not be adjustable to the figures previously published in the reports.

Table G shows a recapitulation of the number of ministers and clergymen whose registration has been authorized and cancelled for the period September 1st, 1930, to December 31st, 1938:—

TABLE G.

	Permanent.	Temporary.	Total.
Total authorized during 1930	852	8	860
Total authorized during 1931	80	6	86
Total authorized during 1932	87	5	92
Total authorized during 1933	84	4	88
Total authorized during 1934	83	17	100
Total authorized during 1935	92	14	106
Total authorized during 1936	114	14	128
Total authorized during 1937	132	22	154
Total authorized during 1938	136	39	175
Total cancelled during 1930	12	6	18
Total cancelled during 1931	29	6	35
Total cancelled during 1932	55	7	62
Total cancelled during 1933	56	4	60
Total cancelled during 1934	65	17	82
Total cancelled during 1935	66	14	80
Total cancelled during 1936	61	13	74
Total cancelled during 1937	89	20	109
Total cancelled during 1938	88	38	126
Total authorized from September 1st, 1930, to December 31st, 1938	1,660	129	1,789
Total cancelled from September 1st, 1930, to December 31st, 1938	521	125	646
Number on Register, December 31st, 1930	840	2	842
Number on Register, December 31st, 1931	891	2	893
Number on Register, December 31st, 1932	923	----	923
Number on Register, December 31st, 1933	951	----	951
Number on Register, December 31st, 1934	969	----	969
Number on Register, December 31st, 1935	995	----	995
Number on Register, December 31st, 1936	1,048	1	1,049
Number on Register, December 31st, 1937	1,091	3	1,094
Number on Register, December 31st, 1938	1,139	4	1,143

Table H shows the denominational distribution of the ministers and clergymen on the Register as at December 31st, 1938:—

TABLE H.

Denomination.	1937.	1938.	Increase or Decrease.
Apostolic Church of the Pentecost	4	5	1
Baptist Churches	72	80	8
Buddhist Churches of North America	10	10	-------
Catholic Apostolic Church	2	2	-------
Christadelphians	3	3	-------
Christ Church of China	-------	1	1
Christian Missionary Alliance	3	5	2
Church of Christ	1	2	1
Church of England in Canada	225	226	1
Church of God	-------	1	1
Church of Jesus Christ of Latter-day Saints	14	15	1
Church of the Nazarene	7	3	—4
Church of the New Jerusalem	-------	1	1
Church of the Open Door	2	2	-------
Dr. Clem Davies' Ministry	3	3	-------
First Christian Church, Vancouver (Shelton Memorial)	1	1	-------
First Christian Reformed Church	1	1	-------
Free Church of England	4	4	-------
Free Church of Scotland	1	1	-------
Free Methodist Church of North America	7	8	1
Free Presbyterian Church of Scotland	1	1	-------
Full Gospel Missions	1	2	1
Greek Orthodox Church	2	2	-------
Holiness Movement	6	6	-------
International Apostolic Congress	1	1	-------
International Foursquare Gospel Lighthouse	9	11	2
Jewish	5	3	—2
Liberal Catholic Church	6	7	1
Lutheran Churches	36	38	2
Mennonite Churches	23	25	2
Methodist Episcopal Church (African)	1	1	-------
Metropolitan Tabernacle	1	1	-------
Moravian Church	2	2	-------
New Presbyterian Church	2	2	-------
New Thought Alliance	1	1	-------
Pacific Coast Missionary Society	4	4	-------
Pentecostal Assemblies	29	31	2
Plymouth Brethren	8	8	-------
Presbyterian Churches	63	58	—5
Roman Catholic Church	210	225	15
Russian Orthodox Greek-Catholic Church	2	3	1
Salvation Army	31	31	-------
Seventh-day Adventists	10	10	-------
Shantymen's Christian Association	1	2	1
Society of Friends	3	3	-------
Swedish Evangelical Mission Covenant	1	1	-------
Ukrainian Orthodox Church	1	1	-------
Unitarian Churches	-------	1	1
United Church of Canada	274	288	14
Totals	*1,094	†1,143	49

* Includes 3 temporaries (1 U.C., 2 Presby.) cancelled in 1938.

† Includes 4 temporaries (1 each, Bapt., C. of E., Presby., and U.C.) to be cancelled in 1939.

ORGANIZATION OF THE DIVISION OF VITAL STATISTICS.

In the last report we anticipated the difficulties which might arise through the creation of the Bureau of Economics and Statistics in the Department of Trade and Industry and made several tentative suggestions as to the way in which these difficulties might be overcome. I am now happy to report that in September, 1938, an agreement regarding vital and public-health statistics was reached between the Department of the Provincial Secretary and the

Department of Trade and Industry, and an Order in Council was drafted which preserves and defines the rights and responsibilities of both Departments.

Several suggestions were received from various sources as to the best plan to be adopted with regard to vital statistics. The three most practical were:—

(1.) That the Bureau take over in its entirety the Vital Statistics Branch, including the field staff and all records, including those of births, deaths, and marriages.

(2.) That the Bureau take over the statistical work of the Vital Statistics Branch only.

(3.) That a Director of Medical Records be appointed within the Department of the Provincial Secretary who would be responsible for the supervision of all the record systems within the Provincial Board of Health, and that this officer would be the means of liaison between the Provincial Health Officer, the Directors of his Divisions, and the Director of the Bureau of Economics and Statistics; that the Director of Medical Records might also be a Director of the Division of Demography within the Bureau of Economics and Statistics.

Finally, after considerable study of the problem, it was decided that in view of the nature of the vital statistics records they should be left with the Board of Health and that a Division be properly set up in line with the administrative plan of the other Divisions of the Provincial Board of Health.

On September 12th, 1938, the Lieutenant-Governor in Council approved by Order in Council an agreement, pursuant to sections 9 and 10 of the "Department of Trade and Industry Act," which related to the distribution of work and authority as regards the Bureau and the Division:—

"That, pursuant to sections 9 and 10 of Part II. of the 'Department of Trade and Industry Act,' being chapter 73 of the Statutes of British Columbia, 1937, the Bureau of Economics and Statistics be directed to tabulate and compile such statistical data as may be supplied, and in such form as may be required, by the Vital Statistics Branch in the Department of the Provincial Secretary from time to time:

"And that the Vital Statistics Branch be directed to provide the Bureau of Economics and Statistics with such demographic information of a statistical nature as may from time to time be within its jurisdiction:

"And that the Bureau of Economics and Statistics be authorized to use, with the consent and co-operation of the Vital Statistics Branch, such data provided by the Vital Statistics Branch as may be required for the making of statistical estimates:

"And that all unpublished information provided by the Vital Statistics Branch shall not be made public by the Bureau of Economics and Statistics except with the consent of the Provincial Secretary, the Director of Vital Statistics, or such representative in the service of the Department of the Provincial Secretary to whom the power of authorization has been delegated or granted:

"And that the Bureau of Economics and Statistics be directed to supply the Vital Statistics Branch with such additional information as may be required for the making of demographic estimates; provided that such information shall not be made public without the consent of the Bureau of Economics and Statistics:

"And that the Vital Statistics Branch be authorized to supervise the medical records, and shall be responsible, *inter alia*:—

"(*a.*) For the collection, collation, and correlation of all material, information, and data from the medical records (record system) within the Provincial Board of Health in consultation with the Directors of the Divisions of the Board of Health; and

"(*b.*) For the collection, collation, and correlation of other material, information, and data within the Department of the Provincial Secretary deemed necessary and relevant to demography, in consultation with such persons in the Department of the Provincial Secretary who are responsible for directing, supervising, or administering any special division, branch, or service:

"And that for the purposes of establishing co-ordinated and uniform statistical methods as between the various departments of the Government the Vital Statistics Branch be directed to transfer to the Bureau of Economics and Statistics such statistical machinery as may be jointly agreed upon by the Bureau of Economics and Statistics and the Vital Statistics Branch."

In order to allow the Bureau of Economics and Statistics to proceed with its plans of organization the Order in Council was given effect as and from the 1st day of October, 1938. The mechanical equipment, together with six members of the staff trained in its operation, was immediately transferred to the Bureau. The bulk of the punch-cards which were created from the record system, although the property of the Provincial Board of Health, are kept by the Bureau of Economics and Statistics.

In this way the interests of the Provincial Board of Health were protected while the wishes of the Government in having its statistics centralized were also given effect.

With the transference of the responsibility for the Government's statistical service—including mechanical tabulation—to the Bureau of Economics and Statistics, the Division of Vital Statistics will be able to give its undivided attention to statistical analysis, preparation of tables, charts, and other material for special studies and annual reports for the various Divisions of the Provincial Board of Health; to the registration of births, deaths, and marriages, and to the administration of the "Vital Statistics Act" and "Marriage Act."

The Director of Vital Statistics carries the additional title of Supervisor of Medical Records within the Provincial Board of Health. As such he hopes to bring about a closer correlation of the various record systems and further the work of reducing costs thereof to the minimum of requirements.

COMMITTEE STUDIES THE "MARRIAGE ACT."

Implementing his statement in the Legislature during the 1937 Session, Dr. the Honourable G. M. Weir, Provincial Secretary, on March 9th, 1938, appointed a committee: "To consider and report upon the operation of the 'Marriage Act,' with particular reference to weaknesses in it which require correction; to consider various amendments to the 'Marriage Act' which have been suggested by different groups, including the proposal that it should be amended to provide for physical examinations of applicants for marriage licences; and to prepare a report, suggesting changes which should be made in the 'Marriage Act.'"

The chairman of the committee was Dr. H. E. Young, Provincial Health Officer, with three members of the Legislature—namely, Mr. R. L. Maitland, Mrs. Paul Smith, and Mr. E. E. Winch—as well as Mr. J. M. Coady, Dr. C. E. Dolman, Director of Laboratories, and Mr. H. B. French, Deputy Registrar of Births, Deaths, and Marriages. Mr. J. T. Marshall, Inspector of Vital Statistics, acted as secretary of the committee.

The committee met four times, April 13th, May 25th, July 11th, and August 15th, 1938. Notices of the various meetings were inserted in the newspapers inviting, first of all, written submissions from any person or organization wishing to make representations to the committee regarding suggested changes in the "Marriage Act." There were ten such written submissions which were dealt with at the committee meeting on May 25th, 1938. At the meeting of the committee on July 11th, 1938, representatives of thirteen organizations appeared before the committee and presented briefs on various aspects of the "Marriage Act" suggesting changes, alterations, and additions.

Among the items dealt with in the briefs were the following:—

(1.) Definition of qualifications of those permitted to solemnize marriage:
(2.) The various types of marriage—by licence, banns, and civil contract:
(3.) Length of waiting periods:
(4.) The advisability of the adoption of some form of medical examination before marriage:
(5.) Marriage of minors:
(6.) Public-health education:
(7.) Co-operation with Alberta and Saskatchewan; and
(8.) Various other recommendations.

After very careful deliberations the report of the committee was finally drafted and delivered to the Minister on September 13th, 1938. It was upon the recommendations of this committee that the amendments to the "Marriage Act" in 1938 were based. (For amendments *see* "Legislation—'Marriage Act.'")

LEGISLATION.

"Vital Statistics Act."

Section 2 provided that immediately upon receipt of a completed registration of marriage by the District Registrar of Births, Deaths, and Marriages he shall mail to the minister, clergyman, or other person solemnizing the marriage an acknowledgment of the receipt in the prescribed form. Although this had been a rule of the Division since 1933, as a result of submissions to the Marriage Act Committee a careful check of the offices revealed that the rule had not been adhered to generally, and it was therefore felt that provision should be added to the "Vital Statistics Act" to make it an imperative duty of the District Registrars of Births, Deaths, and Marriages.

Section 3 amended the Act as it appeared in the Revised Statutes of 1936 by adding a section 21A, which authorized the creation of a Marine Registry in British Columbia of births or deaths occurring on board ships registered in British Columbia ports while the ships were on the high seas. This provision was made to give effect to section 277 of the "Canada Shipping Act" of 1934, which provides that such births or deaths should be registered at the Provincial Registry Office of the Province in which the ship was registered. This became effective on January 1st, 1939.

Section 4 repealed sections 23 and 24 of the Act then in force and abolished the office of the Registrar of Births, Deaths, and Marriages and the title of Deputy Registrar of Births, Deaths, and Marriages, consolidating all the administrative positions in one person. The new sections 23 and 24 provided for the creation of a branch within the Department of the Provincial Secretary, to be known as the "Division of Vital Statistics," and the appointment of a Director of Vital Statistics who was to be appointed pursuant to the "Civil Service Act" and to have the direct supervision of the Division of Vital Statistics and be directly responsible in all matters to the Provincial Health Officer. All the duties imposed upon the Registrar of Births, Deaths, and Marriages by any Act, Order in Council, or other document are to be carried out by the Director of Vital Statistics. During the absence of the Director of Vital Statistics at any time, provision was made for the appointment of an Acting Director who was to have the powers and duties of the Director and was to be appointed by the Lieutenant-Governor in Council.

Sections 5, 6, 10, and 11 were remedial sections, the word "divorces" or "divorce" having been omitted in several places when the Act was revised in 1936.

Section 7 preserves the secrecy of documents in the case of children subsequently adopted or those born out of lawful wedlock. This is designed to prevent casual inquirers or busybodies who have no valid reason from obtaining information about the natural parents of an adopted child or from confirming a suspicion that a child is illegitimate. Ample provision is made for the records to be open to officers of the Crown in the discharge of their official duties or any person legally entitled to such information.

Section 8 provided that the search fee for the whole Province for a period of three years be 50 cents instead of limiting the search to one statistical area or district at a charge of 25 cents. The search fee of $2 was limited to searches covering an indefinite, unspecified, or inaccurately stated period of time or place. Our reasons for asking for these changes in the schedule of fees for searches were that there has been a complete revision of the indexing procedures of the registrations of births, deaths, marriages, etc., in the central office at Victoria. Previously, monthly indices were typed in a partial alphabetical order of surname. These have now been superseded by a successful application of the indexing to the "punch-card method," which allows for the preparation of strictly alphabetical indices first on a monthly basis, then on a yearly basis, and, finally, into decennial periods. These new indices make it just as easy to find a registration of a birth, death, or marriage no matter when the registration was completed. It was felt that the old Act created a hardship in some instances where persons were required to pay the general search fee of $2 for a limited search.

Section 9.—In the past few years our investigations have brought to light several fraudulent registrations of birth. In the majority of cases the Department does not wish to take legal action against the parties as in most instances the fraudulency arises as the result of fear and attempted concealment of the true facts in the case of illegitimacy. There are, however, some cases where the fraudulent registration has been made with definite criminal intent and as the Act stood previous to the last Session the Division could not proceed with

the prosecution unless action was taken within six months of the time the fraudulent registration was effected. As most of these cases of fraud are not discovered until the child is from 5 to 7 years of age, provision was made so that such a prosecution could be instituted at any time within ten years of the making of the false statement.

This provision was given effect to in section 9 of the amendments to the " Vital Statistics Act."

" MARRIAGE ACT."

The " Marriage Act " of British Columbia was amended at the 1938 Fall Session of the Legislature.

Section 2 of the amendments sought to tighten up the definition of a " minister or clergyman " in section 2 of the Revised Statutes of 1936.

Sections 3 and 4 clarified the procedure to be adopted in respect to the issuance of certificates of registration to ministers and clergymen; section 3 provided for the transmittal of a list of the ministers or clergymen registered under the " Marriage Act " to the governing authorities; section 4 provided for the issuance of a certificate to the individual minister or clergyman.

Section 5 provided that upon a person ceasing to have the necessary qualifications for registration as a minister or clergyman, he or she would, upon receipt of a notice of cancellation, deliver up his or her certificate of registration for cancellation.

Section 6 was a clarification of the procedure and the jurisdiction of the Court in dealing with appeals against the decision of the Registrar who had refused to register a person as a minister or clergyman. This section also limited the time for appeal to within three months after the Registrar's decision had been given.

Section 7 corrected an error in title. Officials in the field working under the " Vital Statistics Act " should be referred to in that Act as " District Registrars of Births, Deaths, and Marriages " instead of " District Registrars of Vital Statistics."

Section 8 provided that in the case of marriage following the publication of banns the minister or clergyman who published the banns should be required, during the week intervening between the first and second proclamation thereof, to mail to the District Registrar of Births, Deaths, and Marriages a notice in the prescribed form of the publication of the banns, such notice to contain the dates upon which the banns are published.

Sections 9, 10, 11, 12, and 13 were necessary amendments to sections of the Act then in force in order to reduce the waiting period between the application for and the issuance of a marriage licence, or between the application for and the solemnization of a civil marriage, from eight to three clear days. It should be pointed out here that the " residence period " of eight clear days which was required prior to the making of the application for a marriage licence or a marriage by civil contract was not changed.

Section 14 provided that in certain cases of emergency or necessity, the waiting period of three days might be waived in the case of civil marriages, as was previously provided for in the case of marriages performed by clergymen subsequent to the issuance of a marriage licence (*see* recommendation in our last report).

Section 15 provided that every minister or clergyman who has in his possession a marriage register shall, upon being removed or transferred from his pastoral charge, deliver up the marriage register to his successor, or, in the event of there being no successor appointed at the time of his removal or transfer, then to the District Registrar of Births, Deaths, and Marriages.

Section 16 was designed to clarify and improve the provisions of the Act regarding the consent of parents to the marriage of minor children. Subsection (4) of this section provided that no marriage of any person under the age of 21 years shall be solemnized unless a birth certificate or other satisfactory proof of age has been submitted to the issuer of marriage licences or person solemnizing the marriage.

Section 17 was a remedial section similar to section 7.

Section 18 provided for the reduction of the fee for a marriage by civil contract from $10 to $7.50.

Section 19 amended the " Marriage Act " then in force by adding the following sections:—

Section 39, which provided that a marriage licence shall only be issued or a ceremony performed upon production by both parties to the intended marriage, to the issuer of mar-

riage licences, marriage commissioner, or other person authorized to solemnize marriage, a certificate in the prescribed form showing:—

"(*a.*) That a standard laboratory test has been made in a laboratory approved by the Provincial Board of Health of the blood of the party to the intended marriage with a view to the determination of syphilis:

"(*b.*) That the blood specimen was taken by a medical practitioner registered under the 'Medical Act' within twenty days prior to the issuance of the marriage licence or the solemnization of the marriage:

"(*c.*) That the result of the blood test has been made known to both parties to the intended marriage."

Provision was included that, in the case of extreme urgency or need, the Registrar might, upon obtaining the approval in writing of the Provincial Health Officer, authorize the issuance of a marriage licence without production of the above certificate.

Subsection (2) provided for the setting aside of certain areas in the Province, to be defined by the Lieutenant-Governor in Council, where a laboratory is not conveniently accessible to the areas, and further provided that in such cases the parties to the intended marriage should make a statutory declaration to the effect that to the best of their knowledge and belief they are free from syphilis in a transmissible state.

Subsection (3) provided that the Lieutenant-Governor in Council should fix the fees to be paid to the medical practitioners for the taking of blood specimens.

It will be noticed that this section of the Act is written so that the discovery of venereal disease in a transmissible state will not be a legal bar to marriage. The problem of bringing persons under treatment discovered to have syphilis in a transmissible state will be dealt with under the "Venereal Diseases Suppression Act."

Section 40, which provided that the Registrar may prescribe the forms to be used for the purposes of the administration of section 39.

Section 41, which provided that a penalty not exceeding a fine of $100 or a term of imprisonment not exceeding three months be imposed upon any person who knowingly contravenes the provisions of section 39 with respect to the production of a medical certificate.

Section 42, which provided a similar penalty for any false statement made under section 39 of the Act.

Section 43, which provided that sections 39, 40, 41, and 42 shall come into operation upon proclamation by the Lieutenant-Governor in Council. This section was necessary due to the fact that the Provincial laboratories could not handle the increase in work that will be brought about by these amendments (in the neighbourhood of 20,000 Kahn tests per year) until the Division is provided with more adequate quarters. It is generally recognized that present facilities in the laboratory are wholly inadequate to meet the demands of this Division of the Provincial Board of Health.

Section 44, which empowered the Lieutenant-Governor in Council to make such regulations as are considered necessary or advisable in the administration of the "Marriage Act."

Section 45, which forbade the marriage of two parties who had been previously married to each other unless it has been shown to the satisfaction of the Registrar:—

"(*a.*) That some informality exists in the proceedings connected with the previous marriage; or

"(*b.*) That the certificate of the previous marriage or the registration of the previous marriage or the marriage register containing the entry of the previous marriage has been lost or destroyed or is unavailable by reason or circumstances beyond the control of the parties; or

"(*c.*) That the parties have been divorced."

The Registrar is required to issue an order permitting the remarriage of the parties.

The registration of the remarriage and every certificate issued in respect thereof is to contain a statement of the date and place of the previous marriage.

Section 20 prescribed new forms for the administration of the "Marriage Act" to replace those then in use. This was the necessary outcome of some of the amendments outlined herein.

Section 21 provided that a new form should be added to the schedules already in the Act which would be the individual "Certificate of Registration under the 'Marriage Act'" for the ministers and clergymen registered pursuant to the "Marriage Act" provisions.

TABULATION SECTION.

This section carried on the work already developed in previous years, including its services to other Departments of the Government. The acquisition of an alphabetic key punch and alphabetic printer at the close of the previous year opened a new field for applications of the " punch-card method." Such widely varied projects were carried out as the punching and sorting and tabulating in both numerical and alphabetical order of the morbidity code as adopted for use in British Columbia, the preparation of the voters list for Dewdney Electoral District and the development of a tax billing system for the Taxation Branch of the Department of Finance.

The Division of Vital Statistics also improved its own system of indexing by punching an alphabetic " punch-card " for each individual birth, death, and marriage registration. At the end of each month all the birth, death, and marriage registrations, respectively, were sorted into alphabetical order and a printed index prepared; then at the end of the year by simply resorting the cards alphabetically and relisting them an alphabetical index for the whole year was printed.

The Division of Vital Statistics, on account of the legal character of its records, which would not permit of their removal from the office, retained an alphabetic duplicating key punch and a counting sorter for the preparation of the alphabetic indexes of births, deaths, marriages, etc.

As stated elsewhere in this report, the mechanical equipment was transferred to the Bureau of Economics and Statistics in the Department of Trade and Industry on October 1st, 1938. Therefore, no mention will be made here regarding the details of the work done for other Departments.

The following is an outline of work undertaken by the Tabulation Section for the year, under its new responsibility.

Provincial Board of Health.

(*a.*) *Division of Vital Statistics.*

The routine monthly figures for publication in the Bulletin of the Provincial Board of Health require the counting, punching, sorting, and tabulating of an average of 1,174 births, 644 deaths, 500 marriages, 50 divorces, and 10 adoptions per month. The preparation of statistics for the yearly tables means analysing in the neighbourhood of 28,591 registrations, which are made up as follows: Births, 14,083; deaths, 7,724; marriages, 5,998; divorces, 652; adoptions, 134. In addition, the preparation of the new alphabetic birth, death, and marriage indexes require the punching, sorting, and listing of a corresponding number of punch-cards (exclusive of Indians and still-births). Thus the card volume devoted exclusively to vital statistics work of the Division rose to a new total of 54,386 punch-cards.

Statistics were compiled by the " punch-card method " from the registrations of ministers and clergymen during the year 1938. One hundred and seventy-five registrations of ministers and clergymen were authorized and 126 were cancelled. The application of the " punch-card method " to statistics of the registration of ministers and clergymen proved itself of value when up-to-date statistics were required for the " Marriage Act " committee. Several tabulations were also required from the marriage punch-cards for the committee.

Special tabulations were made from time to time from the birth or death punch-cards—i.e., Doukhobor registrations for 1937 and 1938 and data for the Bulletin article " Violent Deaths in Industry " written by the Director. Occasionally, also, requests for information of a statistical nature, either from the public or from other Government departments necessitated the use of the tabulation equipment.

(*b.*) *Division of Tuberculosis Control.*

The tabulation of statistics for the Division of Tuberculosis Control was continued in 1938 for both the monthly and annual reports. The monthly tabulations required the analysis of about 5,750 cards per month. Compiling the annual report for 1937 called for the preparation of 26 tables, which meant that a volume of over 100,000 cards passed through the tabulating machines. Special tabulations were also necessary to provide the data for the annual return to Ottawa of the Division's work, in addition to statistical material for various studies conducted by members of the staff of the Division of Tuberculosis Control.

(c.) Division of Venereal Disease Control.

No new applications of the " punch-card method " were made to the statistics of this Division during 1938. A monthly statistical report was prepared from the tabulation of about 2,000 cards per month. Tabulations of data were made from time to time throughout the year upon request of the Director of this Division.

(d.) Medical Inspection of Schools.

The Division undertook to code the pertinent information from the Annual Report of Medical Inspection of Schools for the ten-year period ended June 30th, 1937. A total of 10,550 schools were coded, punched, and tabulated preparatory to comparative analysis from the standpoint of trend through time and also to determine relative health conditions in the various schools and areas of the Province.

PROVINCIAL SECRETARY'S DEPARTMENT.

(a.) Welfare Field Service.

Approximately 1,600 punch-cards were punched and tabulated in order to prepare a monthly analysis of the daily reports of the Welfare Visitors. As in the previous year, an annual report was compiled in two sections. The first reviewed the work done by the individual visitor, the second by district. This meant that a volume of approximately 38,400 cards passed through the tabulating machine.

(b.) Child Welfare Branch.

The annual reports for the Neglect Division and Unmarried Parents' Division were run for the 1937–38 fiscal year. Each involved the tabulation and analysis of about 2,000 cards.

DEPARTMENT OF MINES.

The " Free Miner's Licences " were punched for the first time by the alphabetical key punch on a newly designed punch-card. Some 9,000 cards were punched and sorted into strictly alphabetical order.

CODES.

All the codes developed since the adoption of the " punch-card method " for statistical analysis by the Division of Vital Statistics have stood the test of time. A few minor changes, with some additions, were made in 1938. The largest code developed during the year was the School Code. This code includes all the schools—elementary, superior, junior high, and high —operating during the year 1928 and those opened since that date. This code has been used in connection with the punch-card statistics of medical inspection of schools and also in coding the information on the school reports.

CO-OPERATION WITH THE OTHER DIVISIONS OF THE PROVINCIAL BOARD OF HEALTH.

During 1938 our relationships with the Divisions of Laboratories, Tuberculosis Control, and Venereal Disease Control have continued; the Division of Vital Statistics carrying on the compilation of all types of data, standardization of requisition forms, report forms, and record systems generally throughout the Divisions and preparing the statistical sections for and mimeographing the reports of these Divisions. Detailed accounts of this work have been given in previous reports and it is unnecessary to repeat any of the details. We would, however, take this opportunity to thank all members of the staffs of the various Divisions for their hearty and continued co-operation and the many courtesies shown to the members of the staff of this Division in consolidating the systems and statistics which have now been built on a solid foundation.

FORM REGISTER.

The Form Register which was created in the Division of Vital Statistics last year in connection with the supervision of medical records for securing uniformity in the structure of the various public health forms, and the information they record, has been further improved and consolidated. A new form for the daily reporting of the work of the Public Health Nurses has been added to those mentioned in our last year's report.

MONTHLY BULLETIN.

Volume 8 of the Monthly Bulletin of the Provincial Board of Health has been completed and we are pleased to report the usual co-operation of many contributors and the publication of some very fine articles, notably those entitled: " Comments on Allegan County Health Service," by Dr. H. Gordon Baker, Allegan, Michigan; " The Paralysis Tick *(Dermacentor andersoni)* Stiles," contributed by the Dominion Entomological Laboratory, Kamloops, B.C.; " Tick Paralysis in British Columbia," by G. Allen Mail, Live-stock Insect Laboratory, Kamloops, B.C.; " The Mennonite in British Columbia," by Miss Evelyn Maguire, B.A.Sc., R.N.; " Some Impressions of Public Health Activities in England and Scotland," by A. G. Harvey, Chairman, Metropolitan Health Committee, Vancouver; " A Review of Cancer Deaths in British Columbia, 1921–1935," by H. B. French, M.A., Deputy Registrar, Births, Deaths, and Marriages, and J. D. B. Scott, B.Com., Statistician; "European Trends in Irradiation Therapy," by Ethlyn Trapp, M.D.C.M., L.M.C.C., Vancouver; " Address to Conference on Medical Research, National Research Council, Ottawa, February 18th, 1938," by C. E. Dolman, M.B., B.S., M.R.C.P., D.P.H., Ph.D.; " International Co-operation in Vital Statistics," by the late W. R. Tracey, Chief of Vital Statistics, Dominion Bureau of Statistics, Ottawa. Dr. Donald H. Williams, Director of the Division of Venereal Disease Control, Vancouver, contributed two special articles on venereal disease control in British Columbia. A supplement was issued during July on " Milk and Pasteurization."

From the news service of the Health League of Canada we published the following articles: " English View of Pasteurization " and " Cancer Quacks," by John W. S. McCullough, M.D., D.P.H.; and " Vital Statistics Raise Interesting Questions," author unknown; while from " Science News Letter " we reprinted the article " Death Rides a Rat. Bubonic Plague's Ever-menacing Invasion Keeps Forces of National and State Public Health Service on the Alert," by Jane Stafford.

From the Canadian Public Health Journal we reprinted an article by Miss Maude H. Hall, R.N., Assistant Supervisor, Victorian Order of Nurses for Canada, Ottawa, entitled " Records in Public Health Nursing."

We also reprinted an article entitled " Humidifiers " which was issued by the Public Health Engineering Division of the Department of Pensions and National Health, Ottawa.

In a supplement during January, 1938, we presented the codes used in the punch-card analysis of the statistics and records of the Division of Tuberculosis Control as in effect on January 1st, 1938, these codes having been in use for over eighteen months prior to their publication. In another supplement during December, 1938, we presented the codes used in the punch-card analysis of the statistics relating to the registration of births, deaths, and marriages, adoptions and divorces. These codes have been in use for over five years and, in addition to their primary function of recording and supplying statistical information, they have proven most satisfactory in controlling the record-filing systems in the Division of Vital Statistics and in the offices of the District Registrars of Births, Deaths, and Marriages.

Personally, I continued the series entitled: " Highlights of British Columbia's Registration of Births, Deaths, and Marriages during the Year 1937 " and " Violent Deaths in Industry in British Columbia, January 1st to December 31st, 1937." In March, 1938, a supplement was published entitled " Notes on Lecture to Students of Public Health Nursing Course, University of British Columbia."

There has been a further increase in the circulation of the Bulletin during 1938, although the annual checking-over of the addressograph-plates again resulted in the elimination of more " dead wood " from the mailing-list.

As has been previously stated, the editing of the Bulletin is impossible without the co-operation of not only the whole staff of the Provincial Board of Health but also of those who so kindly send in contributions. To all of these may I express my sincere thanks.

STATISTICAL SECTION

BEING A DETAILED ANALYSIS OF BIRTH, DEATH,
MARRIAGE, ADOPTION, AND DIVORCE

IN

BRITISH COLUMBIA

DURING THE YEAR

JANUARY 1ST TO DECEMBER 31ST

1938

CLASSIFIED BY TIME OF OCCURRENCE

PART I.—SUMMARY.

NATALITY.

ACTUAL BIRTHS.

The total number of living children born in the Province in the year 1938, including Indians, was 12,476, as against 11,279 for the year 1937, giving a rate of 16 per 1,000 population as against 15 for the year 1937.

Tabel I. gives an analysis of births for the five-year period, 1934–38:—

TABLE I.

Year and Sex.	Total Births.		Single.		Twin.			Triplet.			Legitimate.	Illegitimate.
	Born alive.	Still-born.	Born alive.	Still-born.	No.	Born alive.	Still-born.	No.	Born alive.	Still-born.		
1934.												
Male	5,072	.....	4,968	115	.....	104	4	....	....	....	4,893	179
Female	4,741	.....	4,646	108	.....	92	4	....	3	....	4,574	167
Totals	9,813	231	9,614	223	102	196	8	1	3	....	9,467	346
1935.												
Male	5,090	.....	5,009	116	.....	80	5	....	1	....	4,921	169
Female	4,923	.....	4,836	89	.....	85	8	....	2	....	4,772	151
Totals	10,013	218	9,845	205	89	165	13	1	3	....	9,693	320
1936.												
Male	5,458	.....	5,350	118	.....	108	4	....	....	....	5,269	189
Female	5,113	.....	5,031	97	.....	79	3	....	3	....	4,925	188
Totals	10,571	222	10,381	215	97	187	7	1	3	....	10,194	377
1937.												
Male	5,725	.....	5,590	140	.....	134	7	....	1	1	5,500	225
Female	5,554	.....	5,428	95	.....	125	4	....	1	....	5,344	210
Totals	11,279	247	11,018	235	135	259	11	1	2	1	10,844	435
1938.												
Male	6,385	.....	6,262	138	.....	120	3	....	3	....	6,138	247
Female	6,091	.....	5,972	113	.....	119	2	....	....	....	5,828	263
Totals	12,476	256	12,234	251	122	239	5	1	3	....	11,966	510

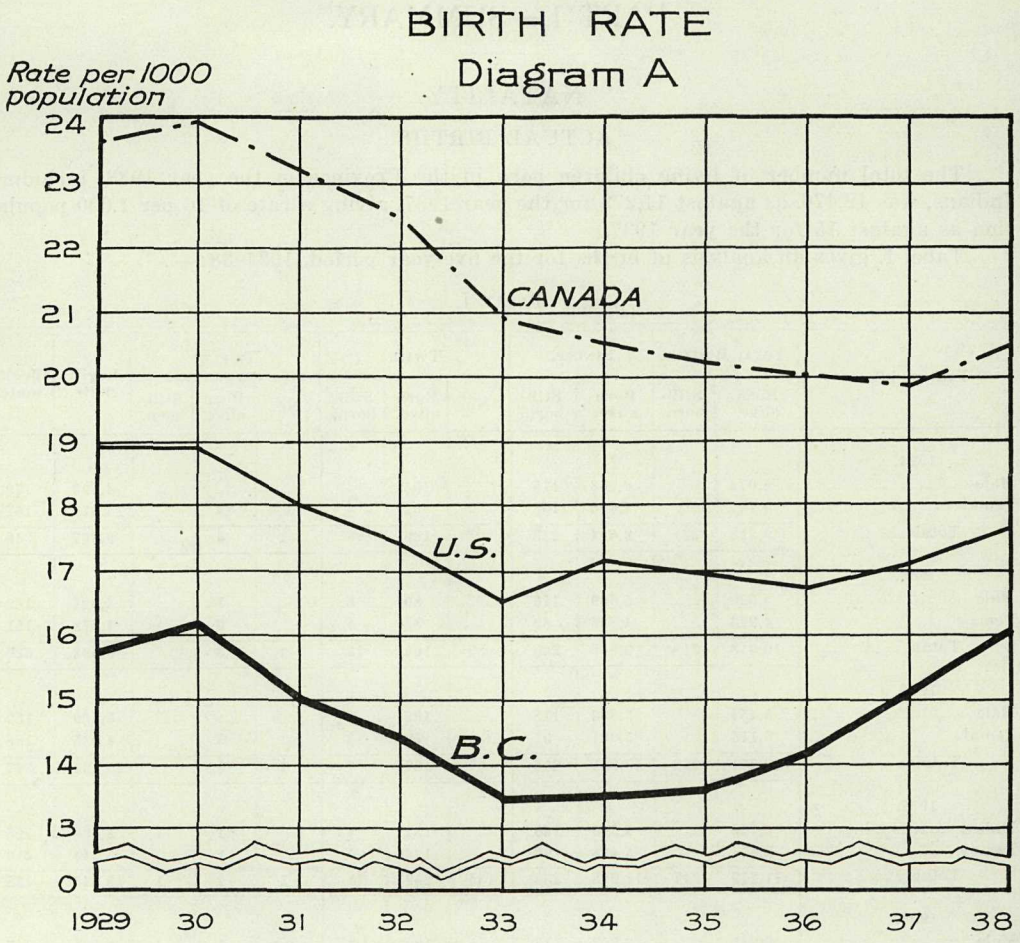

NATURAL INCREASE.

The natural increase for the five-year period 1934–38 is shown in Table II.:—

TABLE II.

Year.	Male.			Female.			Both Sexes.	Population (estimated).	Rate of Natural Increase per 1,000 Population.
	Births.	Deaths.	Excess of Births over Deaths.	Births.	Deaths.	Excess of Births over Deaths.	Excess of Births over Deaths.		
1934	5,072	3,986	1,086	4,741	2,392	2,349	3,435	725,000	4.73
1935	5,090	4,141	949	4,923	2,716	2,207	3,156	735,000	4.29
1936	5,458	4,433	1,025	5,113	2,789	2,324	3,349	750,000	4.46
1937	5,725	4,853	872	5,554	3,120	2,434	3,306	751,000	4.40
1938	6,385	4,703	1,682	6,091	2,757	3,334	5,016	761,000	6.59

STILL-BIRTHS.

Table III. shows the number of still-births and the rate per 1,000 living births over the five-year period 1934–38:—

TABLE III.

Year.	Number of Still-births.	Number of living Births.	Rate per 1,000 living Births.
1934	231	9,813	23.5
1935	218	10,013	21.8
1936	222	10,571	21.0
1937	247	11,279	21.9
1938	256	12,476	20.5

MORTALITY.

MORTALITY GROUPS.

Table IV. shows deaths according to the International List classification groups of causes of death:—

TABLE IV.

Classification Group.	1934.	1935.	1936.	1937.	1938.
General diseases	1,866	2,041	2,210	2,716	2,142
Nervous system	425	429	417	358	311
Circulatory system	1,677	1,787	1,887	2,007	2,133
Respiratory system	453	497	562	610	555
Digestive system	429	419	450	450	467
Non-venereal, genito-urinary system	406	466	511	511	545
The puerperal state	50	52	50	51	48
Diseases of the skin and cellular system	20	13	20	22	19
Diseases of the bones and organs of locomotion	17	14	20	23	33
Malformations	45	54	60	71	67
Diseases of early infancy	204	214	194	250	259
Old age	114	151	109	109	109
External causes	620	682	680	742	722
Ill-defined and unspecified	52	38	52	53	50
Totals	6,378	6,857	7,222	7,973	7,460
Rate per 1,000 population	8.8	9.3	9.6	10.6	9.8

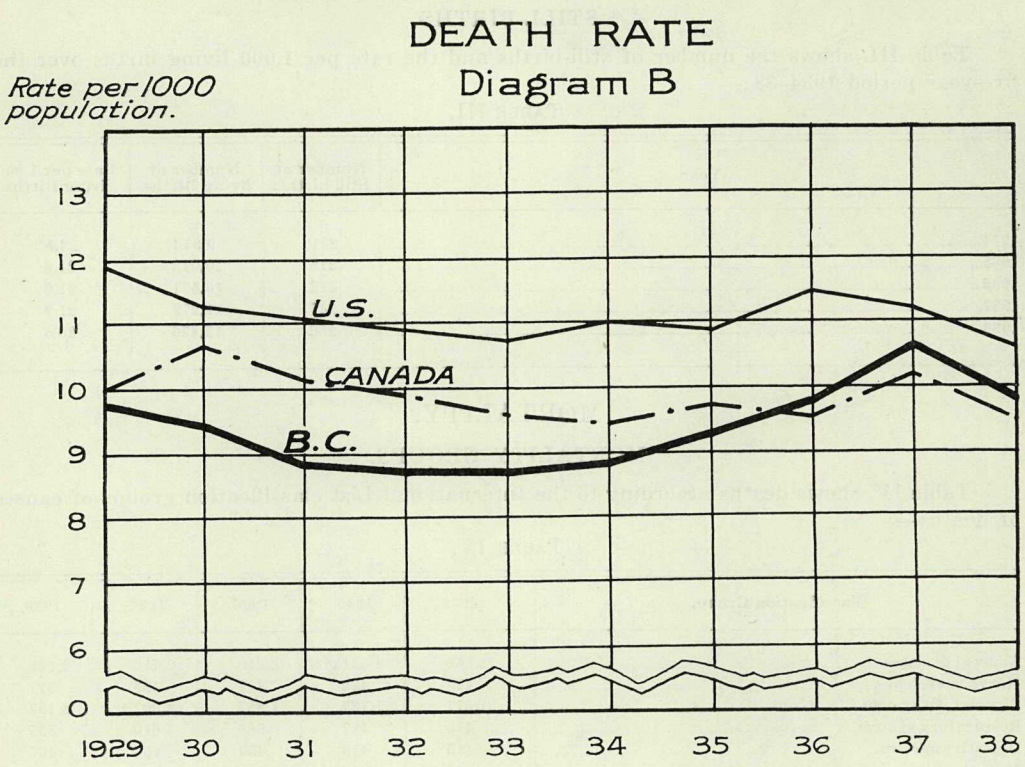

AGE AND SEX MORTALITY.

There were 7,460 deaths in the Province for the year 1938, and of these 4,703 were males and 2,757 females. The rate per 1,000 population was 9.8 as against 10.6 in the year 1937. Table V. shows deaths by age and sex:—

TABLE V.

Year and Sex.	Under 1 Year.	1 Year.	2 Years.	3 Years.	4 Years.	5 to 9 Years.	10 to 19 Years.	20 to 29 Years.	30 to 39 Years.	40 to 49 Years.	50 to 59 Years.	60 to 69 Years.	70 to 79 Years.	80 to 89 Years.	90 to 99 Years.	100 Years and up.	Not stated.	Totals.
1934.																		
Male	260	35	23	17	19	60	117	208	245	441	674	781	704	351	39	1	11	3,986
Female	166	29	21	24	9	46	99	137	135	196	318	450	469	251	38	3	1	2,392
1935.																		
Male	257	40	30	16	15	45	135	206	231	398	678	837	834	361	41	2	15	4,141
Female	203	42	18	17	16	53	107	153	151	234	361	453	531	320	51	4	2	2,716
1936.																		
Male	255	34	17	15	14	59	141	203	213	392	736	895	973	421	47	2	16	4,433
Female	210	37	13	23	12	51	117	196	175	233	398	452	536	274	60	1	1	2,789
1937.																		
Male	362	79	40	18	15	80	146	219	230	417	803	1017	954	418	46	1	8	4,853
Female	268	57	22	18	17	68	134	180	172	269	405	494	574	361	77	4	....	3,120
1938.																		
Male	325	32	23	22	13	60	146	211	213	381	778	973	1,013	450	51	1	11	4,703
Female	231	29	13	16	14	52	107	161	153	186	372	487	568	316	51	1	....	2,757

TEN LEADING CAUSES OF DEATH IN BRITISH COLUMBIA.

The leading cause of death for the past ten years (1929–38, inclusive), has been " Diseases of the Heart "; since 1931 " Cancer " has been second. In 1929 and 1930 " Cancer " was third with " Accidental and Violent Deaths " in second place. Since 1931 the latter cause has been in third place.

Table VI. gives the ten leading causes of death for the last ten years placed in order of rating, by number of deaths in 1938, indicating also the rating for each cause each year, the per cent. of total deaths for each cause and the rate per 100,000 of the population.

TABLE VI.

Year.	Diseases of the Heart.*		Cancer (all Forms).		Accidental or Violent Deaths.		Diseases of the Arteries.†		Tuberculosis (all Forms).		Pneumonia (all Forms).		Nephritis.‡		Diseases of Early Infancy.		Cerebral Hæmorrhage.§		Influenza (all Forms).	
	Rating.	No. of Deaths.	Rating.	No. of Deaths.	Rating.	No. of Deaths.	Rating.	No. of Deaths.	Rating.	No. of Deaths.	Rating.	No. of Deaths.	Rating.	No. of Deaths.	Rating.	No. of Deaths.	Rating.	No. of Deaths.	Rating.	No. of Deaths.
1929	1	826	3	692	2	752	6	385	4	615	5	401	7	313	8	278	10	180	9	198
1930	1	858	3	708	2	820	5	427	4	620	6	379	7	290	8	256	9	149	10	117
1931	1	1,011	2	724	3	686	6	252	4	642	5	294	7	258	8	250	10	167	9	204
1932	1	1,063	2	762	3	598	7	279	4	565	6	294	5	310	8	225	10	150	9	172
1933	1	1,111	2	843	3	597	6	302	4	544	5	318	7	266	8	243	9	180	10	125
1934	1	1,231	2	821	3	620	6	297	4	569	5	354	7	293	8	204	9	178	10	103
1935	1	1,258	2	893	3	682	5	388	5	565	6	378	7	332	8	214	9	158	10	139
1936	1	1,249	2	934	3	680	5	487	4	562	6	452	7	337	8	194	10	153	9	162
1937	1	1,350	2	1,038	3	742	5	486	4	602	6	477	7	354	9	250	10	126	8	348
1938	1	1,350	2	987	3	722	4	591	5	535	6	452	7	369	8	259	9	118	10	111

Year.	Per Cent. of Total Deaths.	Rate per 100,000 Population.	Per Cent. of Total Deaths.	Rate per 100,000 Population.	Per Cent. of Total Deaths.	Rate per 100,000 Population.	Per Cent. of Total Deaths.	Rate per 100,000 Population.	Per Cent. of Total Deaths.	Rate per 100,000 Population.	Per Cent. of Total Deaths.	Rate per 100,000 Population.	Per Cent. of Total Deaths.	Rate per 100,000 Population.	Per Cent. of Total Deaths.	Rate per 100,000 Population.	Per Cent. of Total Deaths.	Rate per 100,000 Population.	Per Cent. of Total Deaths.	Rate per 100,000 Population.
1929	12.9	125.3	10.8	105.0	11.8	114.1	6.0	58.4	9.6	93.3	6.3	60.8	4.8	47.5	4.3	42.2	2.8	27.3	3.1	30.0
1930	13.4	126.9	11.0	104.7	12.8	121.3	6.7	63.2	9.7	91.7	5.9	56.1	4.5	42.9	4.0	37.9	2.3	22.0	1.8	17.3
1931	16.5	145.6	11.8	104.3	11.2	98.8	4.1	36.3	10.5	92.7	4.8	42.3	4.2	37.1	4.1	36.0	2.7	24.0	3.3	29.4
1932	17.3	151.0	12.4	108.2	9.7	84.9	4.5	39.6	9.2	80.2	4.8	41.8	5.0	44.0	3.7	32.0	2.4	21.3	2.8	24.4
1933	17.9	156.0	13.6	118.4	9.6	83.8	4.9	42.4	8.7	76.4	5.1	44.6	4.3	37.4	3.9	34.1	2.9	25.3	2.0	17.6
1934	19.3	169.8	12.9	113.2	9.7	85.5	4.7	41.0	8.9	78.5	5.6	48.8	4.6	40.4	3.2	28.1	2.8	24.6	1.6	14.2
1935	18.3	171.2	13.0	121.5	9.9	92.8	5.7	52.8	8.2	76.9	5.5	51.4	4.8	45.2	3.1	29.1	2.3	21.5	2.0	18.9
1936	17.3	166.5	12.9	124.5	9.4	90.7	6.7	64.9	7.8	74.9	6.3	60.3	4.7	44.9	2.7	25.7	2.1	20.4	2.2	21.6
1937	16.9	179.8	13.0	138.2	9.3	98.8	6.1	64.7	7.6	80.2	6.0	63.5	4.4	47.1	3.1	33.3	1.6	16.8	4.4	46.3
1938	18.1	177.4	13.2	129.7	9.7	94.9	7.9	77.7	7.2	70.3	6.1	59.4	4.9	48.5	3.5	34.0	1.6	15.5	1.5	14.6

* Diseases of the heart. Rubrics 90–95, inclusive. This includes diseases of the coronary arteries.

† Diseases of the arteries. Rubrics 97 and 99. This does not include diseases of the coronary arteries.

‡ Nephritis. Acute, chronic, and unspecified. Rubrics 130, 131, and 132.

§ Cerebral hæmorrhage, cerebral embolism and thrombosis.

THE FOUR CHIEF CAUSES OF DEATH IN THE DIFFERENT AGE-GROUPS.

Table VII. shows the four chief causes of death in each age-group for the year 1938. The greatest number of deaths were recorded in the age-group 70 years and over—namely, 2,451—the four chief causes being (1) diseases of the heart with 604 deaths, (2) diseases of the arteries with 400 deaths, (3) cancer with 304 deaths, and (4) nephritis with 174 deaths.

TABLE VII.

1938—Total deaths, 7,460.

Cause of Death.	Deaths in Age-groups by Cause of Death.	Per Cent. of Deaths in Age-groups due to Specified Causes.	Per Cent. of Deaths at all Ages from Specified Causes.	Deaths from Specified Causes at all Ages.
Under 1 Year—Deaths, 556.				
1. Premature birth	162	29.1	100.0	162
2. Pneumonia and bronchitis	83	14.9	17.5	474
3. Congenital malformations	60	10.8	87.6	67
4. Other diseases of early infancy	37	6.7	100.0	37
1–4 Years—Deaths, 162.				
1. Violent or accidental deaths	31	19.1	4.3	722
2. Tuberculosis	28	17.3	5.2	535
3. Pneumonia and bronchitis	23	14.2	4.9	474
4. Diarrhœa and enteritis	10	6.2	16.1	62
Influenza	10	6.2	9.0	111
5–9 Years—Deaths, 112.				
1. Tuberculosis	27	24.1	5.0	535
2. Violent or accidental deaths	24	21.4	3.3	722
3. Pneumonia and bronchitis	11	9.8	2.3	474
4. Appendicitis	6	5.4	7.1	84
10–19 Years—Deaths, 253.				
1. Tuberculosis	89	35.2	16.6	535
2. Violent or accidental deaths	63	24.9	8.7	722
3. Appendicitis	19	7.5	22.6	84
4. Pneumonia and bronchitis	12	4.7	2.5	474
20–29 Years—Deaths, 372.				
1. Tuberculosis	119	32.0	22.2	535
2. Violent or accidental deaths	103	27.7	14.3	722
3. Cancer	15	4.0	1.5	987
4. Appendicitis	13	3.5	15.5	84
Diseases of the heart*	13	3.5	1.0	1,350
30–39 Years—Deaths, 366.				
1. Violent or accidental deaths	99	27.0	13.7	722
2. Tuberculosis	63	17.2	11.8	535
3. Diseases of pregnancy	30	8.2	62.5	48
4. Cancer	27	7.4	2.7	987
40–49 Years—Deaths, 567.				
1. Cancer	99	17.5	10.0	987
2. Violent or accidental deaths	95	16.8	13.2	722
3. Diseases of the heart	76	13.4	5.6	1,350
4. Tuberculosis	62	10.9	11.6	535
50–59 Years—Deaths, 1,150.				
1. Cancer	252	21.9	25.5	987
2. Diseases of the heart	236	20.5	17.5	1,350
3. Violent or accidental deaths	113	9.8	15.7	722
4. Tuberculosis	68	5.9	12.7	535
60–69 Years—Deaths, 1,460.				
1. Diseases of the heart	394	27.0	29.2	1,350
2. Cancer	287	19.7	29.1	987
3. Diseases of the arteries†	123	8.4	20.8	591
4. Nephritis‡	86	5.9	23.3	369
70 Years and over—Deaths, 2,451.				
1. Diseases of the heart	604	24.6	44.7	1,350
2. Diseases of the arteries	400	16.3	67.7	591
3. Cancer	304	12.4	30.8	987
4. Nephritis	174	7.1	47.2	369

* Including diseases of the coronary arteries. † Excluding diseases of the coronary arteries.
‡ Acute, chronic, and unspecified.

MORTALITY FROM NOTIFIABLE DISEASES.

Table VIII. shows the deaths from notifiable diseases as required by the Dominion Council of Health, for the five-year period, 1934–38:—

TABLE VIII.

Cause of Death.	1934.	1935.	1936.	1937.	1938.
Actinomycosis	1	.....	2	1	.....
Anthrax	.....	.....	.....	.....	.....
Botulism	.....	.....	.....	.....	.....
Cancer	821	893	934	1,038	987
Cerebrospinal meningitis (epidemic)	5	6	9	4	3
Chicken-pox	.....	.....	2	.....	1
Cholera, Asiatic	.....	.....	.....	.....	.....
Conjunctivitis, acute	.....	.....	.....	.....	.....
Diphtheria	6	8	5	2	4
Dysentery (amœbic and bacillary)	4	1	1	1	.....
Encephalitis	6	4	4	.....	4
Erysipelas	5	7	13	17	9
German measles	1	.....	4	1	.....
Glanders	.....	.....	.....	.....	.....
Influenza (epidemic)	103	139	162	348	111
Leprosy	1	.....	.....	.....	.....
Malaria	.....	.....	2	.....	1
Malignant œdema	.....	.....	.....	.....	.....
Measles	1	8	19	173	11
Mumps	.....	.....	.....	1	2
Opthalmia meomatorum	.....	.....	.....	.....	.....
Paratyphoid fever	.....	1	.....	.....	1
Pellagra	.....	.....	.....	.....	1
Plague	.....	.....	.....	.....	.....
Pneumonia—					
(*a.*) Lobar	134	159	160	175	162
(*b.*) Bronchial	157	173	234	245	223
Poliomyelitis	3	1	7	.....	4
Psittacosis	.....	.....	.....	.....	.....
Puerperal septicæmia	9	6	7	9	7
Rabies	.....	.....	.....	.....	.....
Rocky Mountain spotted fever	.....	.....	.....	.....	.....
Scarlet fever	6	2	5	8	4
Septic sore throat	3	1	6	5	3
Smallpox	2	2	1	1	.....
Tetanus	1	3	1	.....	1
Tick paralysis	.....	.....	.....	.....	1
Trachoma	.....	.....	.....	.....	.....
Trichinosis	.....	.....	.....	.....	.....
Tuberculosis	569	565	562	602	535
Tularæmia	.....	.....	.....	.....	.....
Typhoid fever	9	7	6	10	7
Typhus fever	.....	.....	.....	.....	.....
Undulant fever	.....	.....	.....	.....	1
Whooping-cough	5	9	17	29	31
Yellow fever	.....	.....	.....	.....	.....
Venereal disease—					
Syphilis	42	49	64	83	48
Gonorrhœa	.....	.....	1	2	2

MORTALITY FROM ACCIDENTS.

Automobile and motor-cycle accidents again claimed the most "accidental-death" victims during 1938, there being a total of 110—88 males, 22 females—as against 124—89 males, 35 females—for 1937.

Table IX. shows the special classes of accidental deaths (included also under the numbers of the International List of causes of deaths):—

TABLE IX.

Int. List No.	Cause of Death.	Total.	Male.	Female.
	A.—Accidents in mines and quarries	27	27	----
182	Accidental mechanical suffocation	-----	1	----
186	Accidental injury by fall, crushing, or landslide	-----	23	----
194	Other accidents	-----	3	----
	B.—Accidents caused by machines	20	18	2
185	Accidental injury by cutting or piercing instruments	-----	-----	1
186	Accidental injury by fall, crushing, or landslide	-----	17	1
194	Other accidents	-----	1	----
	C.—Railway accidents	25	24	1
186	Accidental injury by fall, crushing, or landslide	-----	24	1
	D.—Street-car accidents	8	7	1
186	Accidental injury by fall, crushing, or landslide	-----	6	1
193	Accidents due to electric currents	-----	1	----
	E.—Automobile and motor-cycle accidents	110	88	22
178	Accidental absorption of toxic gases	-----	6	----
183	Accidental drowning	-----	3	2
186	Accidental injury by fall, crushing, or landslide	-----	79	20
	F.—Other land transportation	8	7	1
185	Accidental injury by cutting or piercing instruments	-----	1	----
186	Accidental injury by fall, crushing, or landslide	-----	6	1
	G.—Water transportation	31	29	2
178	Accidental absorption of toxic gases	-----	2	----
183	Accidental drowning	-----	24	2
186	Accidental injury by fall, crushing, or landslide	-----	3	----
	H.—Air transportation	8	7	1
183	Accidental drowning	-----	1	----
186	Accidental injury by fall, crushing, or landslide	-----	6	1
	Total accidental deaths	237	207	30

INFANT MORTALITY.

The infant mortality rate for British Columbia for the year 1938 shows a marked decrease over the year 1937, being 44.6 as against 55.8. As pointed out last year, the increase then had been brought about by the very large number of deaths of Indian children under 1 year; the table shows that the present decrease is merely the return to normal.

Table X. gives the principal causes of death of children under 1 year of age for the period 1934–38:—

TABLE X.

Cause of Death.	1934.	1935.	1936.	1937.	1938.
Premature	124	123	114	159	162
Congenital debility	19	18	24	21	23
Malformations	38	45	47	63	60
Diarrhœa	28	18	24	28	29
Bronchopneumonia	35	39	36	43	51
Injury at birth	32	35	30	29	37
Pneumonia	23	22	23	25	29
Whooping-cough	2	7	9	16	20
Influenza	16	19	13	31	4
Convulsions	2	7	6	5	2
Tuberculosis	12	15	17	14	19
Measles	1	8	19	65	2
Other causes	94	104	103	131	118
Totals	426	460	465	630	556
Living births	9,813	10,013	10,571	11,279	12,476
Rate per 1,000 living births	43.4	45.9	43.9	55.8	44.6

INFANT MORTALITY
Diagram C
Rate per 1000 live births
95
90
85
80
75
70
65
60
55
50
45
0
CANADA
U.S.
B.C.
1929
30
31
32
33
34
35
36
37
38

MATERNAL MORTALITY.

Deaths from puerperal diseases show a slight decrease again in 1938—48 as against 51 for 1937—giving maternal mortality rates of 3.8 and 4.5, respectively.

Table XI. shows the maternal deaths together with the various causes for the period 1934–38:—

TABLE XI.

Cause of Death.	1934.	1935.	1936.	1937.	1938.
Accidents of pregnancy—					
(*a.*) Abortion	14	17	21	14	17
(*b.*) Ectopic gestation	4	-----	-----	-----	1
(*c.*) Other accidents of pregnancy	-----	1	-----	-----	4
Puerperal hæmorrhage	5	7	5	6	1
Other accidents of childbirth—					
(*a.*) Caesarean section	-----	-----	1	4	-----
(*b.*) Other surgical and instrumental deliveries	-----	-----	1	2	-----
(*c.*) Others under this title	3	4	6	2	1
Puerperal septicæmia	9	6	7	9	7
Phlegmasia alba dolens, embolism, sudden death	5	6	2	6	2
Puerperal albuminuria and convulsions	6	8	4	8	13
Following childbirth (not otherwise defined)	3	3	3	-----	2
Puerperal diseases of the breast	1	-----	-----	-----	-----
Totals	50	52	50	51	48
Rate per 1,000 living births	5.0	5.1	4.7	4.5	3.8

MATERNAL MORTALITY
Diagram D

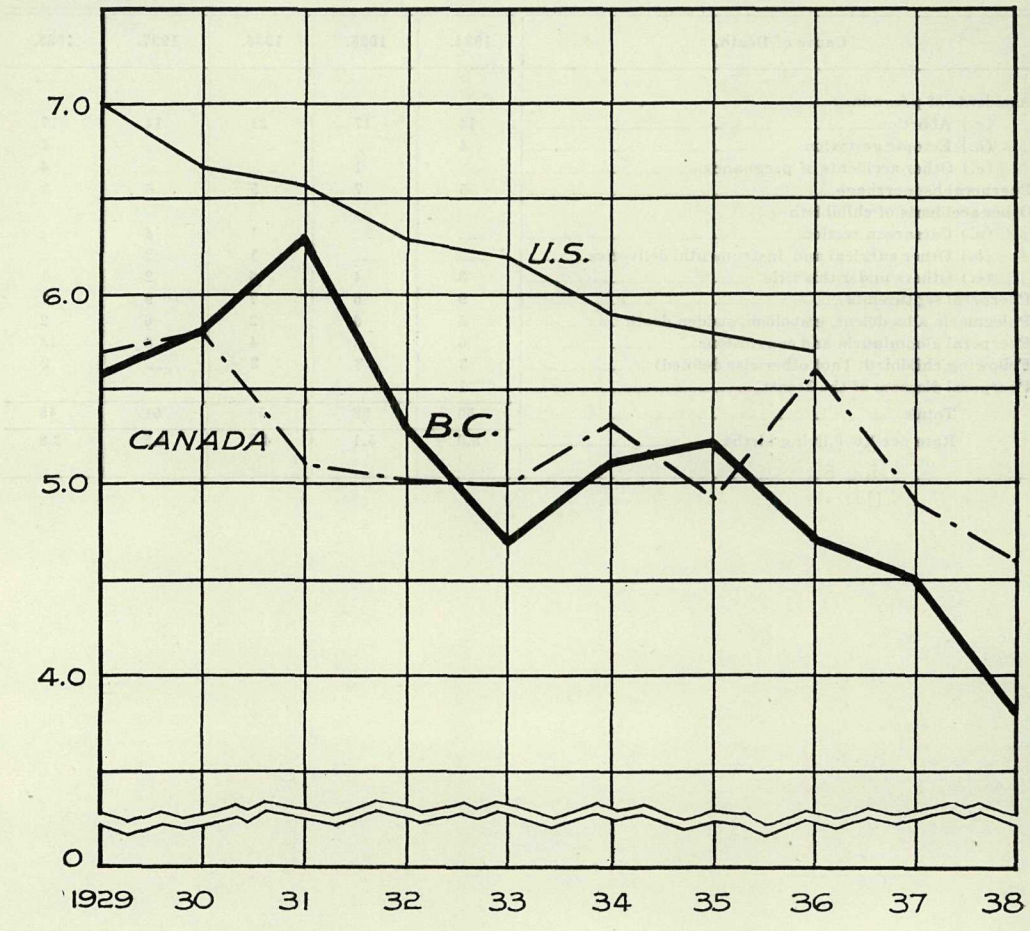

MORTALITY FROM TUBERCULOSIS.

Deaths attributed to tuberculosis during the year numbered 535—males 307, females, 228—a decrease of 67 from the previous year; the rate per 1,000 population was 0.70 as against 0.80 in the year 1937.

Table XII. shows the distribution of deaths from tuberculosis by the various organs and sites affected, for the five-year period 1934–38:—

TABLE XII.

Cause of Death.	1934.	1935.	1936.	1937.	1938.
Respiratory system	487	476	479	501	453
Meninges, central nervous system	35	36	34	39	35
Intestines and peritoneum	13	18	11	14	14
Vertebral column	6	7	9	11	7
Joints and bones	1	2	3	1	2
Other organs and unspecified	8	9	7	8	10
Disseminated tuberculosis	19	17	19	28	14
Totals	569	565	562	602	535
Per cent. of all deaths	8.92	8.23	7.78	7.55	7.17
Rate per 1,000 population	0.78	0.76	0.74	0.80	0.70

MORTALITY FROM CANCER.

There was an appreciable decrease in the number of deaths from cancer for the year 1938—987, being 562 males and 425 females—a decrease of 51 from 1937.

Table XIII. shows the distribution of deaths from cancer by the various organs and sites affected:—

TABLE XIII.

Cause of Death.	1934.	1935.	1936.	1937.	1938.
Buccal cavity	28	30	38	41	27
Digestive tract and peritoneum	411	433	471	521	479
Respiratory	57	51	40	57	70
Female genital organs	89	110	84	113	108
Breast	87	70	95	97	106
Skin	16	16	16	12	15
Other sites and not specified	133	183	190	197	182
Totals	821	893	934	1,038	987
Per cent. of all deaths	12.87	13.02	12.93	13.02	13.23
Rate per 1,000 population	1.13	1.21	1.24	1.38	1.30

MARRIAGES.

The number of marriages in the year 1938 was 6,135, a decrease of 56 from the year 1937, giving a rate of 8.1 per 1,000 of population as against 8.2 for the previous year.

Table XIV. gives the number of marriages solemnized, by conjugal condition of the contracting parties and rate per 1,000 of population, during the five-year period, 1934–38:—

TABLE XIV.

Year.	Conjugal Condition of Contracting Parties.						Total Number of Marriages.	Marriage Rate per 1,000 Population.
	Single.		Widowed.		Divorced.			
	Male.	Female.	Male.	Female.	Male.	Female.		
1934	4,275	4,318	314	261	182	192	4,771	6.6
1935	4,544	4,552	320	286	170	196	5,034	6.8
1936	4,877	4,947	350	291	224	213	5,451	7.3
1937	5,542	5,590	378	328	371	273	6,191	8.2
1938	5,438	5,486	392	344	305	305	6,135	8.1

MARRIAGE RATE

Diagram E

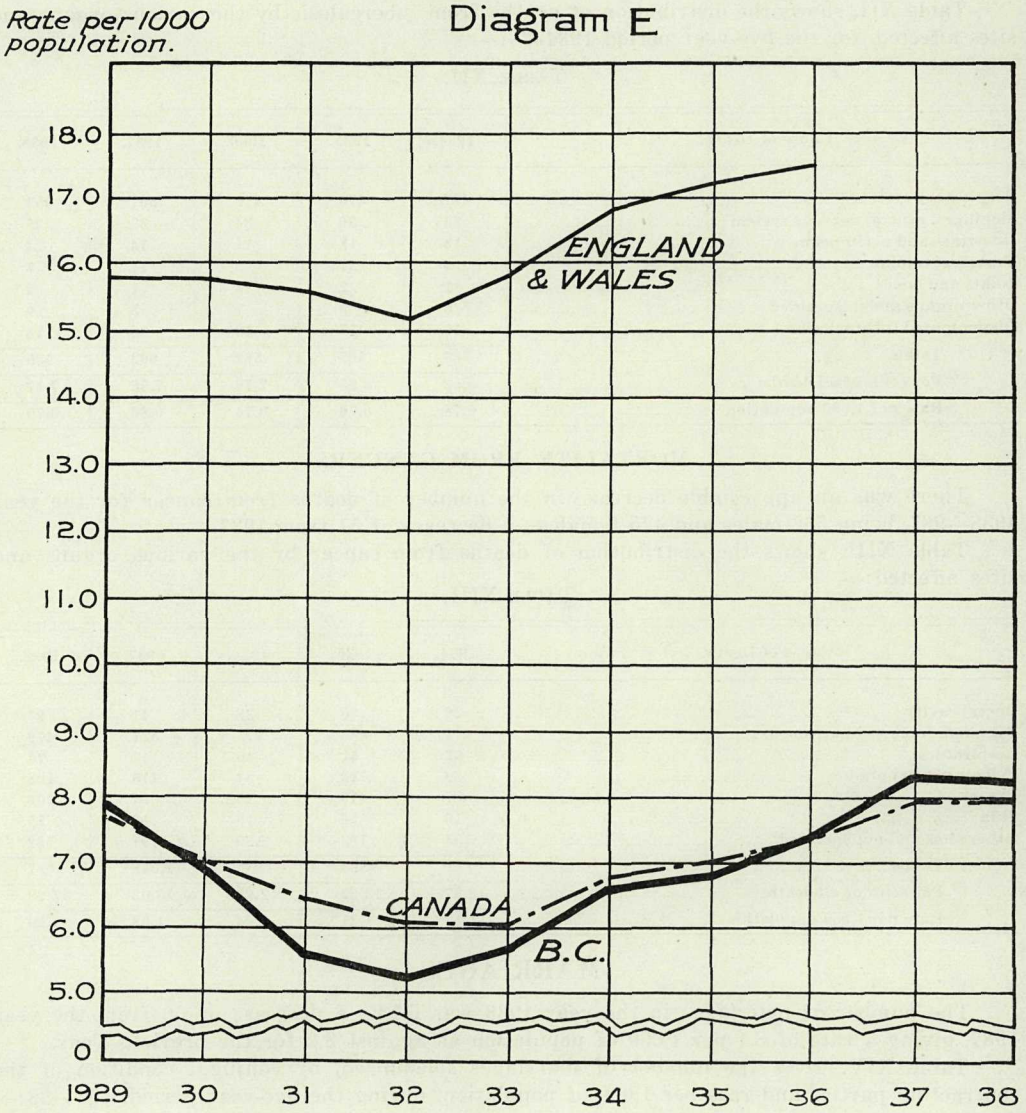

PART II.

TABLES OF BIRTH, DEATH, MARRIAGE, ADOPTION, AND DIVORCE IN BRITISH COLUMBIA

1938

TABLE 1.—GENERAL SUMMARY OF BIRTHS, DEATHS, AND MARRIAGES IN BRITISH COLUMBIA, BY CENSUS DIVISIONS, CITIES, AND VILLAGE OF 1,000 POPULATION AND OVER, 1938.

PROVINCE, DIVISIONS, CITIES, AND VILLAGE.	BIRTHS (Exclusive of Still-births).			DEATHS.									STILL-BIRTHS.	MARRIAGES.
				All Ages.			Under 1 Year.		1–4 Years.		5 Years and over.			
	Total.	M.	F.	Total.	M.	F.	M.	F.	M.	F.	M.	F.		
British Columbia	12,476	6,385	6,091	7,460	4,703	2,757	325	231	90	72	4,288	2,454	256	6,135
Division No. 1	411	208	203	179	123	56	13	9	1	...	109	47	10	110
Division No. 2	1,016	521	495	358	225	133	25	8	6	5	194	120	27	284
Division No. 3	1,093	560	533	388	253	135	28	18	6	1	219	116	26	392
Division No. 4	5,991	3,106	2,885	4,078	2,553	1,525	125	83	31	23	2,397	1,419	118	3,695
Division No. 5a	1,888	960	928	1,377	852	525	46	28	14	13	792	484	38	999
Division No. 5b	127	52	75	73	48	25	4	6	3	3	41	16	2	44
Division No. 6a	508	248	260	325	214	111	20	16	6	6	188	89	8	162
Division No. 6b	115	67	48	46	22	24	2	1	1	...	19	23	2	39
Division No. 7	275	142	133	96	59	37	6	13	1	...	52	24	4	56
Division No. 8a	323	172	151	142	97	45	10	6	3	4	84	35	4	129
Division No. 8b	211	93	118	129	85	44	26	12	5	5	54	27	4	63
Division No. 9a	9	6	3	7	5	2	1	...	...	1	4	1	...	5
Division No. 9b	20	8	12	17	8	9	1	2	1	2	6	5	...	7
Division No. 9c	247	123	124	176	108	68	15	23	7	7	86	38	8	97
Division No. 9d	38	19	19	26	20	6	2	2	1	1	17	3	...	13
Division No. 10a	4	3	1	3	2	1	...	1	1	...	1	...	...	2
Division No. 10b	2	1	1	6	5	1	...	...	1	...	4	1	...	...
Division No. 10c	198	96	102	34	24	10	1	3	2	1	21	6	5	38
Cities														
Chilliwack	14	9	5	24	14	10	1	...	...	...	13	10	...	43
Courtenay	1	1	...	7	3	4	...	...	...	1	3	3	...	18
Cranbrook	2	2	...	10	9	1	1	...	...	...	8	1	...	38
Cumberland	72	33	39	21	10	11	...	...	...	1	10	10	...	24
Duncan	190	100	90	38	23	15	3	1	...	1	20	13	4	39
Fernie	60	32	28	28	17	11	4	...	...	...	13	11	2	19
Grand Forks	57	32	25	22	14	8	...	...	...	...	14	8	1	14
Kamloops	269	135	134	131	106	25	8	2	1	1	97	22	6	91
Kelowna	261	134	127	64	40	24	4	2	...	...	36	22	4	76
Ladysmith	34	18	16	16	12	4	2	...	...	...	10	4	...	27
Merritt	36	16	20	24	14	10	3	1	1	...	10	9	...	7
Nanaimo	196	101	95	137	83	54	3	8	2	...	78	46	7	118
Nelson	235	123	112	96	55	41	2	3	1	...	52	38	11	97
New Westminster	804	416	388	327	200	127	17	12	6	6	177	109	25	250
North Vancouver	189	93	96	106	59	47	7	2	...	1	52	44	5	70
Port Alberni	206	101	105	54	35	19	5	3	1	...	29	16	3	31
Port Coquitlam	1	1	...	8	7	1	3	...	...	...	4	1	...	11
Port Moody	1	...	1	2	1	1	...	...	...	...	1	1	...	7
Prince George	93	51	42	41	32	9	3	...	1	1	28	8	2	51
Prince Rupert	121	68	53	63	44	19	4	2	...	1	40	16	3	66
Revelstoke	60	21	39	33	19	14	2	1	2	...	15	13	...	25
Rossland	116	66	50	25	14	11	4	1	...	1	10	9	4	25
Trail	357	181	176	60	40	20	5	1	2	...	33	19	6	77
Vancouver	4,095	2,143	1,952	2,795	1,754	1,041	81	53	16	11	1,657	977	74	2,761
Vernon	244	127	117	68	45	23	8	3	...	...	37	20	6	82
Victoria	824	414	410	723	434	289	14	10	1	1	419	278	14	420
Village of Mission	105	56	49	30	20	10	2	...	1	1	17	9	2	30

NOTE.—" Age not stated " included in 5 years and over.

TABLE 2.—BIRTHS (EXCLUSIVE OF STILL-BIRTHS) BY MONTHS, CLASSIFIED AS RURAL AND URBAN IN THE PROVINCE OF BRITISH COLUMBIA, 1938.

PROVINCE AND DIVISIONS.	TOTAL.	MONTHS.											
		Jan.	Feb.	March.	April.	May.	June.	July.	Aug.	Sept.	Oct.	Nov.	Dec.
British Columbia	12,476	1,009	941	1,098	1,091	1,031	1,058	1,132	1,045	1,108	1,038	977	948
Rural	3,833	324	317	319	327	315	318	350	298	335	305	314	311
Urban	8,643	685	624	779	764	716	740	782	747	773	733	663	637
Division No. 1	411	37	32	30	32	31	41	37	40	30	28	40	33
Rural	349	32	27	23	27	22	30	35	33	27	25	38	30
Urban	62	5	5	7	5	9	11	2	7	3	3	2	3
Cranbrook	2	.....	.....	.....	.....	.....	1	.....	.....	.....	.....	1	.....
Fernie	60	5	5	7	5	9	10	2	7	3	3	1	3
Division No. 2	1,016	82	74	83	75	76	87	103	83	88	98	92	75
Rural	248	22	23	14	16	17	20	32	13	29	22	20	20
Urban	768	60	51	69	59	59	67	71	70	59	76	72	55
Nelson	235	18	13	24	18	22	24	28	16	11	25	19	17
Revelstoke	60	3	3	5	5	5	6	4	4	7	3	7	8
Rossland	116	8	12	12	9	7	9	14	11	10	16	3	5
Trail	357	31	23	28	27	25	28	25	39	31	32	43	25
Division No. 3	1,093	82	87	103	93	78	93	102	84	103	97	74	97
Rural	531	43	38	55	45	42	51	45	39	43	40	44	46
Urban	562	39	49	48	48	36	42	57	45	60	57	30	51
Grand Forks	57	3	3	5	6	4	4	5	4	4	9	4	6
Kelowna	261	18	25	24	21	17	19	23	26	22	25	15	26
Vernon	244	18	21	19	21	15	19	29	15	34	23	11	19
Division No. 4	5,991	481	439	551	536	496	489	517	524	542	486	470	460
Rural	782	69	64	66	76	70	47	71	57	74	64	61	63
Urban	5,209	412	375	485	460	426	442	446	467	468	422	409	397
Chilliwack	14	1	.....	1	.....	2	2	1	2	2	.....	2	1
New Westminster	804	65	50	88	67	62	71	75	71	81	64	48	62
North Vancouver	189	11	13	22	17	12	19	17	18	21	15	11	13
Port Coquitlam	1	1	.....	.....	.....	.....	.....	.....	.....	.....	.....	.....	.....
Port Moody	1	.....	.....	.....	.....	1	.....	.....	.....	.....	.....	.....	.....
Vancouver	4,095	325	306	365	370	338	340	345	363	357	334	339	313
Mission	105	9	6	9	6	11	10	8	13	7	9	9	8
Division No. 5a	1,888	148	134	152	178	171	173	200	144	173	153	140	122
Rural	365	27	29	28	28	37	37	32	27	36	27	28	29
Urban	1,523	121	105	124	150	134	136	168	117	137	126	112	93
Courtenay	1	.....	.....	.....	.....	1	.....	.....	.....	.....	.....	.....	.....
Cumberland	72	4	3	4	5	7	3	8	5	13	10	7	3
Duncan	190	17	11	11	24	15	17	23	15	13	9	15	20
Ladysmith	34	3	1	1	4	4	5	2	3	4	5	2	.....
Nanaimo	196	21	8	16	18	19	14	20	26	17	14	13	10
Port Alberni	206	20	16	19	15	14	23	16	11	24	15	17	16
Victoria	824	56	66	73	84	74	74	99	57	66	73	58	44
Division No. 5b	127	15	3	14	8	6	4	13	11	14	15	16	8
Rural	127	15	3	14	8	6	4	13	11	14	15	16	8
Division No. 6a	508	44	43	37	46	47	49	45	41	35	47	39	35
Rural	203	13	20	12	20	16	20	18	19	16	19	16	14
Urban	305	31	23	25	26	31	29	27	22	19	28	23	21
Kamloops	269	28	22	22	21	25	24	22	21	17	24	22	21
Merritt	36	3	1	3	5	6	5	5	1	2	4	1	.....
Division No. 6b	115	10	15	8	12	7	12	6	8	10	9	11	7
Rural	115	10	15	8	12	7	12	6	8	10	9	11	7
Division No. 7	275	19	24	26	17	20	29	33	22	21	18	20	26
Rural	275	19	24	26	17	20	29	33	22	21	18	20	26
Division No. 8a	323	26	28	23	31	29	21	23	23	29	36	27	27
Rural	230	19	23	15	25	19	15	17	11	21	26	21	18
Urban	93	7	5	8	6	10	6	6	12	8	10	6	9
Prince George	93	7	5	8	6	10	6	6	12	8	10	6	9
Division No. 8b	211	21	17	16	16	30	18	18	18	18	13	14	12
Rural	211	21	17	16	16	30	18	18	18	18	13	14	12
Division No. 9a	9	1	1	.....	2	.....	1	.....	1	2	.....	.....	1
Rural	9	1	1	.....	2	.....	1	.....	1	2	.....	.....	1
Division No. 9b	20	1	1	4	1	.....	1	.....	2	.....	3	1	6
Rural	20	1	1	4	1	.....	1	.....	2	.....	3	1	6
Division No. 9c	247	21	22	24	23	25	18	15	17	25	17	17	23
Rural	126	11	11	11	13	14	11	10	10	6	6	8	15
Urban	121	10	11	13	10	11	7	5	7	19	11	9	8
Prince Rupert	121	10	11	13	10	11	7	5	7	19	11	9	8
Division No. 9d	38	5	5	6	3	4	2	1	1	2	4	1	4
Rural	38	5	5	6	3	4	2	1	1	2	4	1	4
Division No. 10a	4	.....	.....	.....	.....	1	1	.....	2	.....	.....	.....	.....
Rural	4	.....	.....	.....	.....	1	1	.....	2	.....	.....	.....	.....
Division No. 10b	2	.....	1	.....	.....	.....	.....	1	.....	.....	.....	.....	.....
Rural	2	.....	1	.....	.....	.....	.....	1	.....	.....	.....	.....	.....
Division No. 10c	198	16	15	21	18	10	19	18	24	16	14	15	12
Rural	198	16	15	21	18	10	19	18	24	16	14	15	12

TABLE 3.—TOTAL LIVE BIRTHS AND LIVE BIRTHS IN INSTITUTIONS, SHOWING THE NUMBER OF MOTHERS NON-RESIDENT IN BRITISH COLUMBIA, 1938.

PROVINCE.	ALL LIVE BIRTHS.		IN INSTITUTIONS.	
	Total.	Mothers Non-resident in Province.	Total.	Mothers Non-resident in Province.
Total for the Province	12,476	65	9,987	59

TABLE 4.—BIRTHS (EXCLUSIVE OF STILL-BIRTHS) TO RESIDENT AND NON-RESIDENT MOTHERS AND BIRTHS IN INSTITUTIONS IN CITIES OF 5,000 POPULATION AND OVER, BRITISH COLUMBIA, 1938.

ALL BIRTHS.

CITIES.	Total.	To Resident Mothers.	To Mothers Non-resident in City or Town where Birth occurred and	
			Resident in Province.	Non-resident in Province.
Kamloops	269	104	163	2
Nanaimo	196	112	84	-------
Nelson	235	126	109	-------
New Westminster	804	352	449	3
North Vancouver	189	104	85	-------
Prince Rupert	121	82	39	-------
Trail	357	278	79	-------
Vancouver	4,095	3,495	576	24
Victoria	824	426	392	6

BIRTHS IN INSTITUTIONS.

Kamloops	269	104	163	2
Nanaimo	175	97	78	-------
Nelson	227	123	104	-------
New Westminster	788	338	447	3
North Vancouver	180	96	84	-------
Prince Rupert	118	80	38	-------
Trail	353	274	79	-------
Vancouver	3,522	2,955	545	22
Victoria	797	403	388	6

BIRTHS ELSEWHERE THAN IN INSTITUTIONS.

Kamloops	-------	-------	-------	-------
Nanaimo	21	15	6	-------
Nelson	8	3	5	-------
New Westminster	16	14	2	-------
North Vancouver	9	8	1	-------
Prince Rupert	3	2	1	-------
Trail	4	4	-------	-------
Vancouver	573	540	31	2
Victoria	27	23	4	-------

TABLE 5.—BIRTHS (EXCLUSIVE OF STILL-BIRTHS) CLASSIFIED AS LEGITIMATE OR ILLEGITIMATE FOR THE PROVINCE AND CITIES OF 5,000 POPULATION AND OVER, BRITISH COLUMBIA, 1938.

PROVINCE AND CITIES.	TOTAL BIRTHS.			LEGITIMATE.			ILLEGITIMATE.		
	Total.	M.	F.	Total.	M.	F.	Total.	M.	F.
Total for the Province	12,476	6,385	6,091	11,966	6,138	5,828	510	247	263
Cities of 5,000 and over:									
Kamloops	269	135	134	260	133	127	9	2	7
Nanaimo	196	101	95	192	99	93	4	2	2
Nelson	235	123	112	222	116	106	13	7	6
New Westminster	804	416	388	781	401	380	23	15	8
North Vancouver	189	93	96	188	92	96	1	1	...
Prince Rupert	121	68	53	116	65	51	5	3	2
Trail	357	181	176	350	178	172	7	3	4
Vancouver	4,095	2,143	1,952	3,870	2,028	1,842	225	115	110
Victoria	824	414	410	792	399	393	32	15	17

TABLE 6.—PLURAL BIRTHS CLASSIFIED TO SHOW NUMBER OF CHILDREN BORN ALIVE AND STILL-BORN BY SEX, BRITISH COLUMBIA, 1938.

CLASSIFICATION OF BIRTHS.		Total.
Twin births		122
Two males (both living)		37
One male and one female (both living)		44
Two females (both living)		36
One male living and one male still-born		2
One male still-born and one female living		1
One female living and one female still-born		2
Triplet births		1
Three males (all living)		1
Total multiple births	No.	123
,,	M.	126
,,	F.	121
Total single live births	No.	12,234
,,	M.	6,262
,,	F.	5,972
Total single still-births	No.	251
,,	M.	138
,,	F.	113
Total confinements		12,608

TABLE 7.—BIRTHS (EXCLUSIVE OF STILL-BIRTHS) CLASSIFIED ACCORDING TO AGES OF PARENTS, BRITISH COLUMBIA, 1938.

AGE OF FATHER.	TOTAL.	AGE OF MOTHER.																																							
		12	13	14	15	16	17	18	19	20	21	22	23	24	25	26	27	28	29	30	31	32	33	34	35	36	37	38	39	40	41	42	43	44	45	46	47	48	49	50 and over.	Not stated.
Under 16 years																																									
16 years	2						1			1																															
17 ,,	3							1				1				1																									
18 ,,	11					1	2	5			2	1																													
19 ,,	41				1	4	6	9	10	4	2	2	1				2																								
20 ,,	84				2		12	17	17	10	7	8	4	6		1																									
21 ,,	171					4	19	15	27	33	28	21	10	4	7	3																									
22 ,,	294		1			3	13	30	35	49	47	51	31	17	8	4	2	1		1		1																			
23 ,,	428			1	1	5	13	23	34	60	78	61	62	39	17	18	5	2	3	5						1															
24 ,,	556			1		3	4	27	48	59	62	95	85	79	36	20	11	5	14	2	1	1		1		1															1
25 ,,	626					2	7	19	39	58	79	82	84	93	69	42	23	11	8	6	1	1	2																		
26 ,,	688						9	18	30	56	64	72	84	95	100	63	37	25	12	15	3	2		2		1															
27 ,,	709					2	3	15	29	29	54	58	101	81	91	80	79	36	22	12	7	4	2	2	1					1											
28 ,,	738					2	3	14	18	34	42	71	86	93	76	81	70	70	30	23	12	3	4	4									1		1						
29 ,,	700						5	11	22	28	46	39	76	72	63	64	56	60	60	40	25	14	7	7	2	2															1
30 ,,	745			1			1	7	22	28	37	47	52	66	63	69	85	74	58	63	29	15	11	8	2	4	1	2													
31 ,,	637							3	13	14	20	34	44	53	69	56	59	67	55	66	30	22	14	6	3	2		5	1	1											
32 ,,	589							2	13	11	21	41	41	46	41	45	50	36	60	43	53	41	17	10	4	6	6	1		1											
33 ,,	543						1	3	7	9	19	21	36	40	40	35	42	47	39	45	44	38	31	18	15	4	2	3	1	1		1	1								
34 ,,	534					1	1	1	4	9	14	20	31	28	42	40	29	51	49	51	47	33	28	24	12	8	3	6	1	1											
35 ,,	456						2	1	4	10	8	13	22	31	23	27	43	32	31	42	22	37	30	28	24	11	8	2	3	1			1								
36 ,,	441					2	1	2	5	2	7	11	16	27	22	20	18	22	35	31	37	40	28	35	32	21	13	7	2	2	2										1
37 ,,	401						1	3	1	4	5	11	11	14	24	16	27	23	27	29	34	24	20	30	32	18	26	7	6	4	2		1			1					
38 ,,	415							2	6	6	4	7	8	14	19	24	24	41	25	22	22	25	26	25	28	30	24	18	8	4	1	2									
39 ,,	269							1	2			3	5	7	6	14	15	17	19	13	20	25	21	26	13	15	15	14	11	4		2					1				
40 ,,	224							1		3	2	3	4	6	5	10	4	12	14	9	8	16	13	18	13	24	17	20	10	5	2	3			1						1
41 ,,	200							1		1	1	4	4	3	7	6	6	6	8	7	15	14	14	13	13	16	14	13	10	11	10	2	1								
42 ,,	203								1	1	2	2	2	3	3	6	9	7	15	10	10	8	14	15	12	14	8	19	12	12	9	5		2	1						1
43 ,,	177								4			1	2	2	2	6	5	4	5	7	8	11	13	15	10	6	13	11	10	11	12	9	7		2		1				
44 ,,	147							1	1	1		1	1	3	2	3	3	6	4	10	8	7	8	9	8	10	6	15	8	12	7	7	2	3		1					
45 ,,	125						1			1			1	2	2	2	3	6	2	10	6	4	10	11	7	3	13	9	2	10	6	7	4	2	1						
46 ,,	110							1		1	1	1	1	3	2		7	4	3	2	4	5	5	4	4	10	5	6	15	3	8	6	5	2	1	1					
47 ,,	94							1				1			3		5	2	5	12	5	3	2	3	8	6	13	8	3	5	2	2	2	1	2						
48 ,,	81									1			2	2	1	3	1	3	7	1	1	2	3	8	5	4	5	7	6	2	3	3	3	4	2		1	1			
49 ,,	89											1	1	3	2	1	2	3	2	3	5	5	2	4	6	8	5	7	2	10	4	4	3	3	2	1					
50 ,,	98							1				2		1	3	1	2	6	1	2	6	4	2	8	3	4	6	9	11	11	5	4	2	1	1	1		1			
51 ,,	46							1						1				1	2	2			2	4	3	1	1	8	2	5	5	2	4		2						
52 ,,	46															3		1	1		2	4	2	1	2	1	5	3	3	3	6	4	3			1				1	
53 ,,	46													1	1	3				3	1	1	3		3		2	8	5	5	4	1	3	1							1
54 ,,	39														1	1	1			2	2	1		1	2	5	4	3	2	3		3	2	4	1	1					
55 ,,	36													1				1			2	2	1	2	4	1	2	2	2	6	1	2	3	1	2		1				
56 ,,	24															1		2		1	5	1	1		3	1	1	1	1	1	2	1	1		1						
57 ,,	17																					1		1		2	2	2		4			2	1	1					1	
58 ,,	18											1		1	1				1	1		1		1				2	1	2	1		1	3		1					
59 ,,	13												1			1				1				1	1			2		2	2	1	1								
60 ,,	10																1			1			1			1		1	1				1	1	1	1					
61 ,,	3																													1					1		1				
62 ,,	6																					1		1			1				1	1					1				
63 ,,	4																					1		1	1			1													
64 ,,	4									1																1	1			1											
65 and over	17															1		1		1				2	1		1	1	1		5	1				1				1	
Not stated	8						1	1								2								1	1																2
Children born to—																																									
Married mothers	11,966		1	3	4	29	106	237	392	524	652	787	909	937	851	773	726	685	617	594	475	418	337	350	278	242	223	223	140	145	100	73	54	29	23	10	6	2		3	8
Unmarried mothers	510			2	5	15	33	45	45	49	38	43	16	32	29	22	11	14	18	11	13	8	9	9	7	7	4	6	3	2	4	3	1	2	1						3
All mothers	12,476		1	5	9	44	139	282	437	573	690	830	925	969	880	795	737	699	635	605	488	426	346	359	285	249	227	229	143	147	104	76	55	31	24	10	6	2		3	11

TABLE 8.—BIRTHS (EXCLUSIVE OF STILL-BIRTHS) CLASSIFIED ACCORDING TO RACIAL ORIGIN OF PARENTS, BRITISH COLUMBIA, 1938.

RACIAL ORIGIN OF FATHER.		TOTAL FATHERS.	RACIAL ORIGIN OF MOTHER.																																				
			English.	Irish.	Scottish.	Welsh.	French.	Armenian.	Austrian.	Belgian.	Bulgarian.	Chinese.	Czech and Slovak.	Danish.	Dutch.	Finnish.	German.	Greek.	Hindu.	Hungarian.	Icelandic.	Indian.	Italian.	Japanese.	Jewish.	Negro.	Norwegian.	Polish.	Roumanian.	Russian.	Serb, Croat.	Swedish.	Swiss.	Syrian.	Ukrainian.*	Other.	Not specified.
English		4,193	2533	375	716	50	77		9	12			8	16	25	10	115			1	9	13	31		1		58	16	2	14	3	68	6		13	9	3
Irish		1,173	449	239	240	18	41		1				4	4	13	1	67	1		4	1	1	7				25	8	4	4	1	17	5		10	4	4
Scottish		2,015	785	222	668	42	44		6	8			2	9	27	8	51			4	5	9	18				28	5	2	13	2	40	6		6	3	2
Welsh		145	59	13	31	13	7			1				3	2		5						2				2		1	2		4					
French		361	102	38	46	1	111		3	1			2	1	3	2	20			1		4	3				7	2				7	1		6		
Armenian		1			1																																
Austrian		75	19	4	3	3	1		23	1			1		1		3			1			3				1	2	2	2	1	1			1	1	1
Belgian		23	11		1		2			4						1							1				1			1					1		
Bulgarian		2	1		1																																
Chinese		120	1	1	1		1					115																	1								
Czech and Slovak		68	8		3	1	2		1				39				4			1			2					1		3				3		
Danish		100	40	6	8	2	4							18	4	1	7						1				4			2		3					
Dutch		167	45	13	12	1	4			1			2		65		11			1	1		2				3	1	1			2				1	1
Finnish		88	17	3	3				1							55	2										4					2			1		
German		582	98	42	51	4	10		7	1			3	2	8		305			2			2				11	9	2	9		6	3		6	1	
Greek		9	3		1												1	1											1						1	
Hindu		43	1	1															40										1							
Hungarian		46	4	2	3				1				1				2			26								1	1		2	1		1		
Icelandic		18	6	2	3	1			1												3						1				1					
Indian		765	1	3																		761														
Italian		209	34	4	13	1	6		1	1			4	1	1	4	4					1	121				1	5		3	2				2		
Japanese		525					1																	524													
Jewish		30	3	1																					25						1					
Negro		8			1																					7										
Norwegian		297	78	29	34	2	8		2	2				7	3	4	17			1	2	1			1		82	3			1	18	1		1		
Polish		106	15	4	5		2		2	1			1		1		14								1		1	43	1	3	3				9		
Roumanian		14	2		2		1		1						1		1					1	1					1							3		
Russian		191	17	2	3	1			4						1		5					2					1	8	2	138		1			6		
Serb and Croat		75	5	1	2		1						1										4					4		3	52				2		
Swedish		315	87	26	37	6	14		1	2			1	3	2	7	17			1		3	2				29	6		4		60	1		4	2	
Swiss		42	10	2	6	2	2								1		6					1					2	1				2	6		1		
Syrian		2																					1											1			
Ukrainian*		122	12	4	3	1	1									1	5						1					4		4		1			85		
Other		25	5	3	2		1								1	1	2	1					1							1						7	
Not specified		11	4		1												1					1	1								1						2
Children born to married mothers	Total	11,966	4455	1040	1901	149	341		64	35		115	69	64	159	95	665	3	40	43	21	798	204	524	28	7	260	122	18	210	65	237	30	1	160	30	13
,,	M.	6,138	2358	532	952	79	176		32	15		64	37	41	76	46	347	1	18	24	10	354	123	252	18	2	131	65	15	97	31	119	14		91	12	6
,,	F.	5,828	2097	508	949	70	165		32	20		51	32	23	83	49	318	2	22	19	11	444	81	272	10	5	129	57	3	113	34	118	16	1	69	18	7
Children born to unmarried mothers	Total	510	151	48	69	7	24			1			2	3	6	3	32			1		78	7	5			13	11	2	13	1	14	1		13	3	2
,,	M.	247	75	17	30	3	14						2	3	5	2	14					41	4	1			8	6	2	3		6			7	2	2
,,	F.	263	76	31	39	4	10			1					1	1	18			1		37	3	4			5	5		10	1	8	1		6	1	
Children born to all mothers	Total	12,476	4606	1088	1970	156	365		64	36		115	71	67	165	98	697	3	40	44	21	876	211	529	28	7	273	133	20	223	66	251	31	1	173	33	15
,,	M.	6,385	2433	549	982	82	190		32	15		64	39	44	81	48	361	1	18	24	10	395	127	253	18	2	139	71	17	100	31	125	14		98	14	8
,,	F.	6,091	2173	539	988	74	175		32	21		51	32	23	84	50	336	2	22	20	11	481	84	276	10	5	134	62	3	123	35	126	17	1	75	19	7

* Including Galician and Bukovinian.

TABLE 9.—BIRTHS (EXCLUSIVE OF STILL-BIRTHS) CLASSIFIED ACCORDING TO BIRTHPLACES OF PARENTS, BRITISH COLUMBIA, 1938.

BIRTHPLACE OF FATHER.	TOTAL FATHERS.	BIRTHPLACE OF MOTHER.																																						
		CANADA.										BRITISH ISLES.					BRITISH POSS.		EUROPE.															ASIA.						
		Prince Edward Island.	Nova Scotia.	New Brunswick.	Quebec.	Ontario.	Manitoba.	Saskatchewan.	Alberta.	British Columbia.	Prov. not spec.	England.	Ireland.	Scotland.	Wales.	Other.	Newfoundland.	Other.	Austria.	Belgium.	Denmark.	Finland.	France.	Germany.	Holland.	Hungary.	Italy.	Norway.	Poland.	Roumania.	Russia.*	Sweden.	Other.	China.	Japan.	Other.	United States.	Various.	Not specified.
Canada	6,820	12	57	24	62	254	464	860	685	3113	18	485	18	202	28	2	9	22	1	2	—	3	3	7	4	3	13	8	17	2	29	19	5	6	31	1	342	6	3
Prince Edward Island	46	4	—	—	1	2	1	4	4	13	—	8	—	2	—	—	—	—	—	—	—	—	—	—	—	—	—	—	—	2	—	—	—	—	—	4	—	1
Nova Scotia	139	—	15	—	1	11	7	11	15	48	—	12	1	9	—	—	—	—	—	—	—	—	—	—	—	1	—	—	—	—	2	—	—	—	—	6	—	—
New Brunswick	70	—	1	4	3	2	4	9	9	26	—	8	—	—	1	—	—	—	—	—	—	—	—	—	—	—	—	—	—	—	—	—	—	—	—	3	—	—
Quebec	149	—	1	—	11	1	13	23	20	45	—	15	—	2	—	—	—	—	—	—	—	—	—	—	—	—	—	1	—	1	—	—	—	—	16	—	—
Ontario	658	4	4	4	8	59	63	70	72	212	1	70	—	36	5	—	1	5	—	1	—	—	—	—	1	—	—	—	2	—	3	—	—	1	—	1	35	—	—
Manitoba	706	—	3	4	10	32	121	91	63	200	—	70	3	25	2	1	—	3	—	1	—	—	2	—	2	—	3	2	2	1	2	3	2	—	—	—	57	1	—
Saskatchewan	858	1	6	2	4	33	52	316	88	194	—	48	2	22	2	—	1	2	—	—	—	1	—	2	—	2	—	2	7	1	7	2	—	—	—	—	61	—	—
Alberta	671	—	5	—	4	20	40	100	165	222	5	32	2	18	7	—	1	3	—	—	—	—	2	1	—	1	1	3	—	5	1	1	—	1	—	30	1	—
British Columbia	3,503	3	22	10	20	94	162	236	247	2150	6	219	10	88	10	1	6	9	1	—	—	2	1	3	1	—	8	3	2	—	9	11	2	5	30	—	126	4	2
Province not specified	20	—	—	—	—	—	1	—	2	3	6	3	—	—	1	—	—	—	—	—	—	—	—	—	—	—	—	—	—	—	—	—	—	—	—	4	—	—
British Isles	2,285	3	14	12	25	104	164	180	190	717	11	414	49	228	25	1	3	8	—	1	—	1	—	3	—	1	3	3	4	—	2	5	4	2	2	1	100	3	2
England	1,425	2	12	4	15	74	104	134	108	450	6	312	20	72	15	1	3	6	—	—	—	1	—	3	—	—	3	3	2	—	1	3	4	1	1	1	59	3	2
Ireland	148	—	1	1	1	6	18	9	19	42	1	16	19	5	1	—	—	—	—	—	—	—	—	—	—	—	—	—	—	—	1	—	—	—	—	—	8	—	—
Scotland	627	1	1	7	7	20	41	33	49	200	4	73	10	145	1	—	—	2	—	1	—	*	—	—	—	1	—	—	2	—	—	2	—	1	1	—	25	—	—
Wales	73	—	—	—	2	3	1	3	13	20	—	12	—	5	7	—	—	—	—	—	—	—	—	—	—	—	—	—	—	—	—	—	—	—	—	7	—	—
Other	12	—	—	—	—	1	—	1	1	5	—	1	—	1	1	—	—	—	—	—	—	—	—	—	—	—	—	—	—	—	—	—	—	—	—	1	—	—
British Possessions	131	—	2	—	—	5	10	8	4	28	1	14	2	6	1	—	1	43	—	—	—	—	—	—	—	—	—	—	—	—	—	—	—	2	—	—	4	—	—
Newfoundland	20	—	1	—	—	4	4	3	—	6	—	—	—	1	—	—	1	—	—	—	—	—	—	—	—	—	—	—	—	—	—	—	—	—	—	—	—	—	—
Other	111	—	1	—	—	1	6	5	4	22	1	14	2	5	1	—	—	43	—	—	—	—	—	—	—	—	—	—	—	—	—	—	—	2	—	—	4	—	—
Europe	1,457	—	5	4	7	29	54	162	119	251	10	56	6	14	2	—	—	—	23	3	14	45	4	55	8	24	65	55	84	10	119	37	110	1	—	2	77	2	—
Austria	70	—	1	—	—	—	2	7	9	15	—	2	—	—	—	—	—	—	19	—	—	—	—	2	—	2	—	—	—	2	1	—	2	—	—	—	6	—	—
Belgium	8	—	—	—	—	—	—	—	2	1	—	2	—	—	—	—	—	—	—	2	—	—	—	—	—	—	—	—	—	—	—	—	—	—	—	—	1	—	—
Denmark	72	—	—	—	1	4	5	9	6	17	1	5	2	—	1	—	—	—	—	—	14	—	—	—	—	—	—	—	—	—	—	2	—	—	—	—	5	—	—
Finland	73	—	—	—	—	1	1	3	—	15	—	4	—	—	—	—	—	—	—	—	—	40	—	—	—	—	4	—	—	1	1	—	—	—	—	—	3	—	—
France	15	—	—	—	2	—	—	—	—	4	—	2	—	1	—	—	—	—	1	—	—	—	2	—	—	—	—	—	—	—	—	—	—	—	—	—	3	—	—
Germany	130	—	—	—	1	2	1	19	13	15	—	4	—	5	1	—	—	—	1	—	—	—	1	42	—	1	—	—	6	—	7	1	1	—	—	2	7	—	—
Holland	45	—	—	1	—	3	1	3	6	13	2	5	1	—	—	—	—	—	—	1	—	—	—	—	8	—	—	—	1	—	—	—	—	—	—	—	—	—
Hungary	34	—	—	—	—	2	2	4	2	2	1	1	—	—	—	—	—	—	—	—	—	—	—	1	—	18	—	—	—	1	—	—	—	—	—	—	—	—
Italy	127	—	—	—	—	3	1	1	1	39	2	2	—	2	—	—	—	—	—	—	—	—	1	—	—	—	64	—	1	—	2	—	1	—	—	—	5	2	—
Norway	168	—	1	—	1	5	2	19	15	52	—	10	3	—	—	—	—	—	1	—	—	1	—	2	—	—	—	39	—	—	1	1	2	—	—	—	13	—	—
Poland	135	—	—	—	1	2	15	16	12	10	—	4	—	1	—	—	—	—	—	—	—	—	—	3	—	—	—	—	60	—	6	—	—	—	—	—	5	—	—
Roumania	24	—	—	—	—	1	1	8	6	2	—	—	—	1	—	—	—	—	—	—	—	—	—	—	—	—	—	—	1	3	—	—	—	—	—	—	1	—	—
Russia*	202	—	—	—	—	1	9	42	11	9	1	1	—	1	—	—	—	—	—	—	—	—	—	1	—	—	—	—	12	2	99	—	1	1	—	—	11	—	—
Sweden	177	—	3	1	1	4	11	20	23	40	2	10	—	1	—	—	—	—	—	—	—	3	—	1	—	1	—	11	1	—	—	32	1	—	—	—	11	—	—
Other	177	—	—	2	—	1	3	11	13	17	1	4	—	2	—	—	—	—	1	—	—	1	—	3	—	2	1	1	2	2	2	—	102	—	—	—	6	—	—
Asia	530	—	1	—	—	1	1	1	—	182	2	3	—	—	—	—	—	—	—	—	—	—	—	—	—	—	—	—	—	1	1	—	1	35	298	1	1	1	—
China	91	—	1	—	—	—	1	—	—	49	1	3	—	—	—	—	—	—	—	—	—	—	—	—	—	—	—	—	—	—	1	—	—	35	—	—	—	—	—
Japan	433	—	—	—	—	1	—	—	—	130	1	—	—	—	—	—	—	—	—	—	—	—	—	—	—	—	—	—	—	1	—	—	—	—	298	—	1	1	—
Other	6	—	—	—	—	—	—	—	1	3	—	—	—	—	—	—	—	—	—	—	—	—	—	—	—	—	—	—	—	—	—	—	1	—	—	1	—	—	—
United States	721	—	7	4	12	22	44	86	96	215	3	53	3	12	2	—	—	1	—	1	1	1	1	4	—	1	1	6	1	—	2	3	2	—	—	—	136	1	—
Various	16	—	—	—	—	2	—	—	1	6	1	2	—	1	—	—	—	—	—	—	—	—	—	—	—	—	—	—	—	—	—	—	—	—	—	2	1	—
Not specified	6	—	—	—	—	—	—	1	1	2	—	—	—	—	—	—	—	—	—	—	—	—	—	—	—	—	1	—	—	—	—	—	—	—	—	—	—	—	1
Children born to—																																							
Married mothers	11,966	15	86	44	106	417	737	1298	1096	4514	46	1027	78	463	58	3	13	74	24	7	15	50	8	69	12	29	83	72	106	13	153	64	122	46	331	5	662	14	6
Unmarried mothers	510	2	4	1	—	12	22	73	67	224	1	36	3	16	—	—	—	—	—	—	—	1	—	5	2	1	1	1	5	2	1	2	1	—	1	—	24	—	2
All mothers	12,476	17	90	45	106	429	759	1371	1163	4738	47	1063	81	479	58	3	13	74	24	7	15	51	8	74	14	30	84	73	111	15	154	66	123	46	332	5	686	14	8

* Including the Ukraine.

TABLE 10.—DEATHS OF CHILDREN UNDER ONE YEAR (EXCLUSIVE OF STILL-BIRTHS) BY MONTHS, CLASSIFIED AS RURAL AND URBAN IN EACH CENSUS DIVISION, BRITISH COLUMBIA, 1938.

PROVINCE AND DIVISIONS.	TOTAL.	MONTHS.											
		Jan.	Feb.	March.	April.	May.	June.	July.	Aug.	Sept.	Oct.	Nov.	Dec.
British Columbia	556	51	38	54	38	56	43	43	34	56	44	44	55
Rural	265	30	23	25	18	28	21	16	17	25	18	16	28
Urban	291	21	15	29	20	28	22	27	17	31	26	28	27
Division No. 1	22	1	3	3	4	.....	1	1	2	3	2	.....	2
Rural	17	1	3	2	3	.....	1	1	1	1	2	.....	2
Urban	5	.....	.....	1	1	.....	.....	.....	1	2	.....	.....	.....
Cranbrook	1	.....	.....	.....	.....	.....	.....	.....	.....	1	.....	.....	.....
Fernie	4	.....	.....	1	1	.....	.....	.....	1	1	.....	.....	.....
Division No. 2	33	6	3	1	3	2	.....	5	1	4	7	.....	1
Rural	14	3	2	1	2	1	.....	.....	1	1	2	.....	1
Urban	19	3	1	.....	1	1	.....	5	.....	3	5	.....	.....
Nelson	5	.....	1	.....	1	.....	.....	1	.....	.....	2	.....	.....
Revelstoke	3	.....	.....	.....	.....	1	.....	2	.....	.....	.....	.....	.....
Rossland	5	2	.....	.....	.....	.....	.....	1	.....	1	1	.....	.....
Trail	6	1	.....	.....	.....	.....	.....	1	.....	2	2	.....	.....
Division No. 3	46	8	1	3	3	5	4	5	3	6	2	2	4
Rural	29	7	1	2	.....	3	1	4	2	4	2	1	2
Urban	17	1	.....	1	3	2	3	1	1	2	.....	1	2
Grand Forks	.....	.....	.....	.....	.....	.....	.....	.....	.....	.....	.....	.....	.....
Kelowna	6	.....	.....	1	.....	1	1	1	.....	1	.....	1	.....
Vernon	11	1	.....	.....	3	1	2	.....	1	1	.....	.....	2
Division No. 4	208	16	10	27	11	23	14	17	7	20	16	23	24
Rural	30	3	3	4	2	5	.....	2	.....	2	2	2	5
Urban	178	13	7	23	9	18	14	15	7	18	14	21	19
Chilliwack	1	.....	.....	.....	.....	.....	1	.....	.....	.....	.....	.....	.....
New Westminster	29	1	2	3	1	1	4	2	2	4	.....	5	4
North Vancouver	9	1	.....	1	1	2	2	.....	.....	2	.....	.....	.....
Port Coquitlam	3	1	.....	.....	.....	.....	.....	.....	.....	.....	.....	.....	2
Port Moody	.....	.....	.....	.....	.....	.....	.....	.....	.....	.....	.....	.....	.....
Vancouver	134	10	5	19	7	15	7	13	5	12	13	15	13
Mission	2	.....	.....	.....	.....	.....	.....	.....	.....	.....	1	1	.....
Division No. 5a	74	7	8	8	8	4	3	5	4	6	5	8	8
Rural	25	4	3	5	3	.....	.....	.....	2	3	.....	2	3
Urban	49	3	5	3	5	4	3	5	2	3	5	6	5
Courtenay	.....	.....	.....	.....	.....	.....	.....	.....	.....	.....	.....	.....	.....
Cumberland	.....	.....	.....	.....	.....	.....	.....	.....	.....	.....	.....	.....	.....
Duncan	4	.....	.....	.....	1	.....	.....	.....	.....	.....	1	1	1
Ladysmith	2	.....	1	.....	.....	.....	.....	.....	.....	.....	1	.....	.....
Nanaimo	11	1	.....	2	2	.....	1	.....	.....	.....	1	3	1
Port Alberni	8	.....	1	1	1	1	.....	1	.....	1	1	1	.....
Victoria	24	2	3	.....	1	3	2	4	2	2	1	1	3
Division No. 5b	10	.....	.....	2	.....	2	1	1	2	.....	.....	.....	2
Rural	10	.....	.....	2	.....	2	1	1	2	.....	.....	.....	2
Division No. 6a	36	2	2	1	1	7	1	2	4	4	6	1	5
Rural	22	1	1	1	1	4	.....	1	.....	2	5	1	5
Urban	14	1	1	.....	.....	3	1	1	4	2	1	.....	.....
Kamloops	10	1	1	.....	.....	2	1	.....	4	1	.....	.....	.....
Merritt	4	.....	.....	.....	.....	1	.....	1	.....	1	1	.....	.....
Division No. 6b	3	.....	1	.....	.....	.....	.....	.....	2	.....	.....	.....	.....
Rural	3	.....	1	.....	.....	.....	.....	.....	2	.....	.....	.....	.....
Division No. 7	19	2	3	2	1	4	2	.....	1	.....	1	2	1
Rural	19	2	3	2	1	4	2	.....	1	.....	1	2	1
Division No. 8a	16	4	1	.....	2	.....	1	.....	1	4	2	1	.....
Rural	13	4	1	.....	2	.....	1	.....	.....	3	1	1	.....
Urban	3	.....	.....	.....	.....	.....	.....	.....	1	1	1	.....	.....
Prince George	3	.....	.....	.....	.....	.....	.....	.....	1	1	1	.....	.....
Division No. 8b	38	2	2	1	2	5	10	5	2	4	1	3	1
Rural	38	2	2	1	2	5	10	5	2	4	1	3	1
Division No. 9a	1	.....	.....	.....	.....	.....	.....	.....	.....	1	.....	.....	.....
Rural	1	.....	.....	.....	.....	.....	.....	.....	.....	1	.....	.....	.....
Division No. 9b	3	.....	.....	.....	1	.....	.....	1	.....	.....	.....	.....	1
Rural	3	.....	.....	.....	1	.....	.....	1	.....	.....	.....	.....	1
Division No. 9c	38	3	3	3	2	4	5	1	4	3	2	4	4
Rural	32	3	2	2	1	4	4	1	3	3	2	4	3
Urban	6	.....	1	1	1	.....	1	.....	1	.....	.....	.....	1
Prince Rupert	6	.....	1	1	1	.....	1	.....	1	.....	.....	.....	1
Division No. 9d	4	.....	.....	1	.....	.....	.....	.....	1	.....	.....	.....	2
Rural	4	.....	.....	1	.....	.....	.....	.....	1	.....	.....	.....	2
Division No. 10a	1	.....	.....	.....	.....	.....	.....	.....	.....	1	.....	.....	.....
Rural	1	.....	.....	.....	.....	.....	.....	.....	.....	1	.....	.....	.....
Division No. 10b	.....	.....	.....	.....	.....	.....	.....	.....	.....	.....	.....	.....	.....
Rural	.....	.....	.....	.....	.....	.....	.....	.....	.....	.....	.....	.....	.....
Division No. 10c	4	.....	1	2	.....	.....	1	.....	.....	.....	.....	.....	.....
Rural	4	.....	1	2	.....	.....	1	.....	.....	.....	.....	.....	.....

TABLE 11.—TOTAL DEATHS (EXCLUSIVE OF STILL-BIRTHS) AND DEATHS IN INSTITUTIONS OF CHILDREN UNDER ONE YEAR OF AGE, SHOWING THE NUMBER NON-RESIDENT IN BRITISH COLUMBIA, 1938.

PROVINCE.	ALL DEATHS UNDER ONE YEAR.						IN INSTITUTIONS.					
	Total.			Non-resident in Province.			Total.			Non-resident in Province.		
	Total.	M.	F.	Total.	M.	F.	Total.	M.	F.	Total.	M.	F.
British Columbia	556	325	231	—	—	—	327	199	128	—	—	—

TABLE 12.—TOTAL DEATHS (EXCLUSIVE OF STILL-BIRTHS) AND DEATHS IN INSTITUTIONS OF CHILDREN UNDER ONE YEAR OF AGE, CLASSIFIED ACCORDING TO RESIDENCE OF DECEDENTS IN CITIES OF 5,000 POPULATION AND OVER, BRITISH COLUMBIA, 1938.

ALL DEATHS UNDER ONE YEAR.

CITIES.	Total.			Residents.			Non-resident in City where Death occurred and					
							Resident in Province.			Non-resident in Province.		
	Total.	M.	F.	Total.	M.	F.	Total.	M.	F.	Total.	M.	F.
Kamloops	10	8	2	7	6	1	3	2	1	—	—	—
Nanaimo	11	3	8	6	2	4	5	1	4	—	—	—
Nelson	5	2	3	4	1	3	1	1	—	—	—	—
New Westminster	29	17	12	10	7	3	19	10	9	—	—	—
North Vancouver	9	7	2	7	6	1	2	1	1	—	—	—
Prince Rupert	6	4	2	4	3	1	2	1	1	—	—	—
Trail	6	5	1	3	3	—	3	2	1	—	—	—
Vancouver	134	81	53	112	66	46	22	15	7	—	—	—
Victoria	24	14	10	17	9	8	7	5	2	—	—	—

DEATHS IN INSTITUTIONS.

Kamloops	10	8	2	7	6	1	3	2	1	—	—	—
Nanaimo	11	3	8	6	2	4	5	1	4	—	—	—
Nelson	5	2	3	4	1	3	1	1	—	—	—	—
New Westminster	27	15	12	8	5	3	19	10	9	—	—	—
North Vancouver	7	5	2	5	4	1	2	1	1	—	—	—
Prince Rupert	5	3	2	3	2	1	2	1	1	—	—	—
Trail	5	4	1	2	2	—	3	2	1	—	—	—
Vancouver	106	65	41	85	50	35	21	15	6	—	—	—
Victoria	22	13	9	15	8	7	7	5	2	—	—	—

DEATHS ELSEWHERE THAN IN INSTITUTIONS.

Kamloops	—	—	—	—	—	—	—	—	—	—	—	—
Nanaimo	—	—	—	—	—	—	—	—	—	—	—	—
Nelson	—	—	—	—	—	—	—	—	—	—	—	—
New Westminster	2	2	—	2	2	—	—	—	—	—	—	—
North Vancouver	2	2	—	2	2	—	—	—	—	—	—	—
Prince Rupert	1	1	—	1	1	—	—	—	—	—	—	—
Trail	1	1	—	1	1	—	—	—	—	—	—	—
Vancouver	28	16	12	27	16	11	1	—	1	—	—	—
Victoria	2	1	1	2	1	1	—	—	—	—	—	—

TABLE 13.—DEATHS OF CHILDREN UNDER ONE YEAR (EXCLUSIVE OF STILL-BIRTHS) BY AGE AT DEATH, BRITISH COLUMBIA, 1938.

AGES.		No.
All infants	Total	556
,,	M.	325
,,	F.	231
Under 1 day	Total	121
,,	M.	63
,,	F.	58
1 day	Total	39
,,	M.	20
,,	F.	19
2 days	Total	29
,,	M.	21
,,	F.	8
3 days	Total	25
,,	M.	16
,,	F.	9
4 days	Total	11
,,	M.	6
,,	F.	5
5 days	Total	8
,,	M.	7
,,	F.	1
6 days	Total	5
,,	M.	4
,,	F.	1
Under 1 week	Total	238
,,	M.	137
,,	F.	101
1 week and under 2 weeks	Total	28
,, ,,	M.	15
,, ,,	F.	13
2 weeks and under 3 weeks	Total	9
,, ,,	M.	5
,, ,,	F.	4
3 weeks and under 1 month	Total	17
,, ,,	M.	9
,, ,,	F.	8
Under 1 month	Total	292
,,	M.	166
,,	F.	126
1 month and under 2 months	Total	43
,, ,,	M.	21
,, ,,	F.	22
2 months and under 3 months	Total	41
,, ,,	M.	22
,, ,,	F.	19
3 months and under 4 months	Total	33
,, ,,	M.	23
,, ,,	F.	10
4 months and under 5 months	Total	21
,, ,,	M.	12
,, ,,	F.	9
5 months and under 6 months	Total	18
,, ,,	M.	15
,, ,,	F.	3
6 months and under 7 months	Total	23
,, ,,	M.	12
,, ,,	F.	11
7 months and under 8 months	Total	23
,, ,,	M.	17
,, ,,	F.	6
8 months and under 9 months	Total	15
,, ,,	M.	9
,, ,,	F.	6
9 months and under 10 months	Total	18
,, ,,	M.	12
,, ,,	F.	6
10 months and under 11 months	Total	14
,, ,,	M.	9
,, ,,	F.	5
11 months and under 12 months	Total	15
,, ,,	M.	7
,, ,,	F.	8

TABLE 14.—DEATHS OF CHILDREN UNDER ONE YEAR OF AGE (EXCLUSIVE OF STILL-BIRTHS) CLASSIFIED ACCORDING TO RACIAL ORIGIN OF DECEDENTS, BRITISH COLUMBIA, 1938.

RACIAL ORIGIN.	No.
All origins	556
English	140
Irish	46
Scottish	70
Welsh	3
French	13
Armenian	...
Austrian	2
Belgian	1
Bulgarian	...
Chinese	7
Czech and Slovak	3
Danish	3
Dutch	5
Finnish	4
German	21
Greek	...
Hindu	2
Hungarian	2
Icelandic	...
Indian	154
Italian	2
Japanese	25
Jewish	...
Negro	1
Norwegian	9
Polish	2
Roumanian	1
Russian	14
Serb and Croat	2
Swedish	9
Swiss	3
Syrian	...
Ukrainian*	4
Other	1
Not specified	7

* Including Galician and Bukovinian.

TABLE 15.—DEATHS OF CHILDREN UNDER ONE YEAR OF AGE (EXCLUSIVE OF STILL-BIRTHS), CLASSIFIED ACCORDING TO BIRTHPLACES OF PARENTS, BRITISH COLUMBIA, 1938.

Birthplace of Father.	Total Fathers.	Birthplace of Mother.																																				
		Canada.										British Isles.					British Possessions.		Europe.															Asia.				
		Prince Edward Island.	Nova Scotia.	New Brunswick.	Quebec.	Ontario.	Manitoba.	Saskatchewan.	Alberta.	British Columbia.	Prov. not spec.	England.	Ireland.	Scotland.	Wales.	Other.	Newfoundland.	Other.	Austria.	Belgium.	Denmark.	Finland.	France.	Germany.	Holland.	Hungary.	Italy.	Norway.	Poland.	Roumania.	Russia.*	Sweden.	Other.	China.	Japan.	Other.	United States.	Various.	Not specified.
Canada	336		3	2	2	14	15	26	18	212	1	15	1	2			1	1				1	1	1	2							1		1			14		2
Prince Edward Island	2									1		1																											
Nova Scotia	2								1																												1		
New Brunswick	1											1																											
Quebec	10				1		1	2	1	2		2																									1		
Ontario	24			1		3	1	2	1	12		1																									3		
Manitoba	13		1		1	2	2			4		1	1																								1		
Saskatchewan	30					4	2	9	4	7		2												1													1		
Alberta	22						3	2	7	8	1														1														
British Columbia	227		2	1		5	5	10	4	178		6		2			1	1				1	1									1		1			6		2
Province not specified	5						1	1				1													1												1		
British Isles	79		1			3	2	3	4	22	2	18	2	14	2		1											1									3		1
England	39		1			3	1	2	1	10		15		3			1																				1		1
Ireland	9								2	4	1		2																										
Scotland	29						1	1	1	8	1	2		11	1													1									2		
Wales	2											1			1																								
Other																																							
British Possessions	3											1						2																					
Newfoundland	1											1																											
Other	2																	2																					
Europe	53		1			1	2	5	5	10		2							1					2		1		6	1	1	5	1	6				3		
Austria	5						1	1		1									1												1								
Belgium																																							
Denmark	3					1			1			1																											
Finland	1									1																													
France																																							
Germany	7								2	1		1												2					1										
Holland	2								1	1																													
Hungary	2							1																		1													
Italy	1									1																													
Norway	8							1		1																		5					1						
Poland																																							
Roumania																																							
Russia*	9						1	1																						1	4						2		
Sweden	8		1					1		3																		1				1					1		
Other	7								1	1																							5						
Asia	33					1				7	1																						2	3	18		1		
China	6									3																								3					
Japan	27					1				4	1																						2		18		1		
Other																																							
United States	27					1	2	4	5	8			1	1																							5		
Various																																							
Not specified	25		1			1			3	17															1														2
Total mothers	556		6	2	2	21	21	38	35	276	4	36	4	17	2		2	3	1			1	1	3	3	1		7	1	1	5	2	8	4	18		26		5

* Including the Ukraine.

TABLE 16.—DEATHS OF CHILDREN (EXCLUSIVE OF STILL-BIRTHS) FROM CERTAIN SPECIFIED CAUSES IN FIRST YEAR OF LIFE, BY SEX AND CALENDAR MONTH OF DEATH, BRITISH COLUMBIA, 1938.

Int. List No.	CAUSES OF DEATH.	TOTAL UNDER 1 YEAR.			MONTH OF DEATH.																							
					Jan.		Feb.		Mar.		Apr.		May.		June.		July.		Aug.		Sept.		Oct.		Nov.		Dec.	
		Total.	M.	F.	M.	F.	M.	F.	M.	F.	M.	F.	M.	F.	M.	F.	M.	F.	M.	F.	M.	F.	M.	F.	M.	F.	M.	F.
	All causes	556	325	231	30	21	16	22	34	20	20	18	33	23	25	18	23	20	20	14	41	15	25	19	25	19	33	22
7	Measles	2	2		1		1																					
9	Whooping-cough	20	9	11	1	1	1	2	2	1	1		1	1	1	2		1		1			1		1	1		1
11	Influenza	4	2	2		1								1	1								1					
13	Dysentery	1		1				1																				
18	Epidemic cerebrospinal meningitis	1	1				1																					
23	Tuberculosis of the respiratory system	13	9	4	2		1		1			1	1	1		1			2				1			1	1	
24	Tuberculosis of the meninges and central nervous system	5	4	1									1		1	1					2							
25–32	Tuberculosis, other forms	1	1										1															
34	Syphilis	2		2				1		1																		
36	Purulent infection, septicæmia	1		1										1														
67	Diseases of the thymus gland	26	13	13	4	2		2	2	2	2	1	1			1		1		2	2		1	1		1	1	
79	Simple meningitis	3	3																						2		1	
86	Convulsions	2	2														1				1							
89	Diseases of the ear and mastoid process	3	2	1											1												1	1
106	Bronchitis	3	2	1											1					1							1	
107	Bronchopneumonia	51	30	21	1	2	3	4	3	2	3	2	2	1	3	1	1	1	1	2	5	1	2		2	2	4	3
108–109	Pneumonia	29	19	10		1	1		3	1		1	5	1							2	2	1		3	1	4	3
119	Diarrhœa and enteritis	29	16	13		1		1	1			1		2	2		1		3	2	6	2		2	2	1	1	1
122	Hernia, intestinal obstruction	6	4	2															3				1	1				1
157	Malformations	60	39	21	5	1	1	1	4	4	5	3		3	3	3	2		3		7		3	4	4	2	2	
	(a.) Congenital hydrocephalus	2	1	1								1											1					
	(c.) Congenital malformations of the heart	27	23	4	1				2	1	5				2	1	2		1		6		1	2	3			
	(b, d, e.) Others under this title	31	15	16	4	1	1	1	2	3		2		3	1	2			2		1		1	2	1	2	2	
158	Congenital debility	23	11	12	2	1				2	1	1	4	1	3		1	1				1		3		2		
159	Premature birth	162	94	68	10	6	5	7	9	3	5	4	8	8	4	4	10	10	4	2	11	5	11	5	9	7	8	7
160	Injury at birth	37	18	19	2	1		1	3	2	1	2	2	1	2	4	2	2	2	2	3	1	1	1		1		1
161	Other diseases peculiar to early infancy (under 3 months)	37	23	14		2	1	2	3	2		1	5	2	1	1	2	1	1		2	1	1	2	1		6	
	(a–e.) Specified diseases	33	20	13		1	1	2	3	2		1	5	2		1	2	1	1		2	1		2	1		5	
	(f.) No cause given, no doctor in attendance	4	3	1		1									1								1				1	
173–175	Homicide	1	1								1																	
176–198	Other external causes	10	7	3			1				1	1	1						1	1					1		2	1
	Other specified causes	17	9	8	1	2			1				1		2		2	2			1	1					1	3
199–200	Unspecified or ill-defined causes	7	4	3	1				2								1	1		1	1							

TABLE 17.—DEATHS OF CHILDREN (EXCLUSIVE OF STILL-BIRTHS) FROM CERTAIN SPECIFIED CAUSES IN FIRST YEAR OF LIFE, BY SEX AND AGE AT DEATH, BRITISH COLUMBIA, 1938.

Int. List No.	CAUSES OF DEATH.	TOTAL UNDER 1 YEAR.			AGE AT DEATH.																													
					Under 1 Day.		1 Day and under 1 Week.		1 Week and under 2 Weeks.		2 Weeks and under 3 Weeks.		3 Weeks and under 1 Month.		1 Month and under 2 Months.		2 Months and under 3 Months.		3 Months and under 4 Months.		4 Months and under 5 Months.		5 Months and under 6 Months.		6 Months and under 7 Months.		7 Months and under 8 Months.		8 Months and under 9 Months.		9 Months and under 10 Months.		10 Months and under 11 Months.		11 Months and under 12 Months.	
		T'l.	M.	F.	M.	F.	M.	F.	M.	F.	M.	F.	M.	F.	M.	F.	M.	F.	M.	F.	M.	F.	M.	F.	M.	F.	M.	F.	M.	F.	M.	F.	M.	F.	M.	F.
	All causes	556	325	231	63	58	74	43	15	13	5	4	9	8	21	22	22	19	23	10	12	9	15	3	12	11	17	6	9	6	12	6	9	5	7	8
7	Measles	2	2																		1													1	
9	Whooping-cough	20	9	11											2	1	1	2			1	1	2	1		1	1	2		1	2			2		
11	Influenza	4	2	2									1					1											1				1		
13	Dysentery	1		1																								1							
18	Epidemic cerebrospinal meningitis	1	1																				1												
23	Tuberculosis of the respiratory system	13	9	4																1					2		2		2	1	1			2	2
24	Tuberculosis of the meninges and central nervous system	5	4	1															1				2				1			1					
25–32	Tuberculosis, other forms	1	1																		1														
34	Syphilis	2		2		1												1																	
36	Purulent infection, septicæmia	1		1																1															
67	Diseases of the thymus gland	26	13	13			2	2						1	3	4	3	2	3	2		1			1		1							1	
79	Simple meningitis	3	3												1												2								
86	Convulsions	2	2																				1							1					
89	Diseases of the ear and mastoid process	3	2	1			1												1							1									
106	Bronchitis	3	2	1																					1	1			1						
107	Bronchopneumonia	51	30	21			1			1	1		1	1	2	2	1	1	3	2	4	1	3	1	3	2	2	1	2		3	5	3	1	1	3
108–109	Pneumonia	29	19	10			1								2	1	6	4	3	1		1	1	1	1	1	2	1	1				1		1	
119	Diarrhœa and enteritis	29	16	13			1							1	1	4	3	4	3		1	1	1		1		2		1				2	1		2
122	Hernia, intestinal obstruction	6	4	2															1				2		1			1		1					
157	Malformations	60	39	21	3	3	12	6	6	2		3	1	1	4	3	3		2			1	1		2	1	1			2		2			1
	(a.) Congenital hydrocephalus	2	1	1																											1			1
	(c.) Congenital malformations of the heart	27	23	4	1	2	7	1	5				1		1	1	1		1						2		1			2		1			
	(b, d, e) Others under this title	31	15	16	2	1	5	5	1	2		3		1	3	2	2		1			1	1			1									
158	Congenital debility	23	11	12	1	2		1	1	4	1		1	1	2		1	1	2		1	2	1							1					
159	Premature birth	162	94	68	41	38	39	21	4	3	2		1	1	3	3	2	2	1											1					
160	Injury at birth	37	18	19	9	8	6	8	1	2				1							1											1			
161	Other diseases peculiar to early infancy (under 3 months)	37	23	14	7	6	9	4	3	1	1		2	1	1	1		1																	
	(a–e.) Specified diseases	33	20	13	7	6	9	4	1	1	1		1	1	1			1																	
	(f.) No cause given, no doctor in attendance	4	3	1					2				1			1																			
173–175	Homicide	1	1		1																														
176–198	Other external causes	10	7	3				1					2				1		1	1	2					1				1					
	Other specified causes	17	9	8			2					1				2	1		1	1		1				1	3		1	2				1	
199–200	Unspecified or ill-defined causes	7	4	3	1											1			1	1					1	1			1						

TABLE 18.—TOTAL DEATHS (EXCLUSIVE OF STILL-BIRTHS) AND DEATHS IN INSTITUTIONS, SHOWING THE NUMBER NON-RESIDENT IN BRITISH COLUMBIA, 1938.

PROVINCE.	ALL DEATHS.						IN INSTITUTIONS.					
	Total.			Non-resident in Province.			Total.			Non-resident in Province.		
	Total.	M.	F.	Total.	M.	F.	Total.	M.	F.	Total.	M.	F.
British Columbia	7,460	4,703	2,757	42	32	10	3,968	2,627	1,341	24	17	7

TABLE 19.—TOTAL DEATHS (EXCLUSIVE OF STILL-BIRTHS) AND DEATHS IN INSTITUTIONS, CLASSIFIED ACCORDING TO RESIDENCE OF DECEDENTS IN CITIES OF 5,000 POPULATION AND OVER, BRITISH COLUMBIA, 1938.

ALL DEATHS.

CITIES.	Total.			Residents.			Non-resident in City where Death occurred and					
							Resident in Province.			Non-resident in Province.		
	Total.	M.	F.	Total.	M.	F.	Total.	M.	F.	Total.	M.	F.
Kamloops	131	106	25	85	69	16	46	37	9	.....	.....	.....
Nanaimo	137	83	54	103	59	44	34	24	10	.....	.....	.....
Nelson	96	55	41	68	34	34	27	21	6	1	.....	1
New Westminster	327	200	127	145	79	66	182	121	61	.....	.....	.....
North Vancouver	106	59	47	76	42	34	30	17	13	.....	.....	.....
Prince Rupert	63	44	19	47	33	14	15	10	5	1	1	.....
Trail	60	40	20	49	32	17	11	8	3	.....	.....	.....
Vancouver	2,795	1,754	1,041	2,420	1,485	935	355	254	101	20	15	5
Victoria	723	434	289	516	303	213	201	127	74	6	4	2

DEATHS IN INSTITUTIONS.

Kamloops	113	93	20	69	58	11	44	35	9	.....	.....	.....
Nanaimo	87	55	32	57	34	23	30	21	9	.....	.....	.....
Nelson	60	37	23	35	18	17	25	19	6	.....	.....	.....
New Westminster	256	161	95	77	42	35	179	119	60	.....	.....	.....
North Vancouver	59	30	29	33	16	17	26	14	12	.....	.....	.....
Prince Rupert	48	36	12	34	27	7	13	8	5	1	1	.....
Trail	50	34	16	39	26	13	11	8	3	.....	.....	.....
Vancouver	1,643	1,114	529	1,307	875	432	322	230	92	14	9	5
Victoria	513	315	198	321	193	128	187	119	68	5	3	2

DEATHS ELSEWHERE THAN IN INSTITUTIONS.

Kamloops	18	13	5	16	11	5	2	2	.....	.....	.....	.....
Nanaimo	50	28	22	46	25	21	4	3	1	.....	.....	.....
Nelson	36	18	18	33	16	17	2	2	.....	1	.....	1
New Westminster	71	39	32	68	37	31	3	2	1	.....	.....	.....
North Vancouver	47	29	18	43	26	17	4	3	1	.....	.....	.....
Prince Rupert	15	8	7	13	6	7	2	2	.....	.....	.....	.....
Trail	10	6	4	10	6	4	.....	.....	.....	.....	.....	.....
Vancouver	1,152	640	512	1,113	610	503	33	24	9	6	6	.....
Victoria	210	119	91	195	110	85	14	8	6	1	1	.....

TABLE 20.—DEATHS (EXCLUSIVE OF STILL-BIRTHS) BY SINGLE YEARS OF AGE AND BY AGE GROUPS, BRITISH COLUMBIA, 1938.

AGES.	PROVINCE.			VANCOUVER CITY.			VICTORIA CITY.			NEW WESTMINSTER CITY.			REMAINDER OF PROVINCE.		
	Total	M.	F.	Total	M.	F.	Total	M.	F.	Total	M.	F.	Total	M.	F.
All ages	7460	4703	2757	2795	1754	1041	723	434	289	327	200	127	3615	2315	1300
Under 1 year	556	325	231	134	81	53	24	14	10	29	17	12	369	213	156
1 year	61	32	29	9	4	5				6	2	4	46	26	20
2 years	36	23	13	5	3	2				3	3		28	17	11
3 "	38	22	16	9	7	2	1	1		1		1	27	14	13
4 "	27	13	14	4	2	2	1		1	2	1	1	20	10	10
Total under 5 years	718	415	303	161	97	64	26	15	11	41	23	18	490	280	210
5 years	20	5	15	5		5	1		1	1		1	13	5	8
6 "	20	13	7	4	4		1	1		1	1		14	7	7
7 "	37	21	16	9	5	4				3	1	2	25	15	10
8 "	14	8	6	4	2	2							10	6	4
9 "	21	13	8	8	7	1				1	1		12	5	7
Total 5–9 years	112	60	52	30	18	12	2	1	1	6	3	3	74	38	36
10 years	18	9	9	3	2	1	1	1					14	6	8
11 "	18	12	6	5	3	2				1	1		12	8	4
12 "	19	13	6	9	6	3							10	7	3
13 "	22	10	12	9	4	5							13	6	7
14 "	24	12	12	2	1	1	1		1				21	11	10
Total 10–14 years	101	56	45	28	16	12	2	1	1	1	1		70	38	32
15 years	18	10	8	5	4	1				2	1	1	11	5	6
16 "	38	24	14	8	5	3				3	3		27	16	11
17 "	28	16	12	9	6	3	1	1		1		1	17	9	8
18 "	42	23	19	12	4	8				3	3		27	16	11
19 "	26	17	9	6	2	4	3	1	2	3	3		14	11	3
Total 15–19 years	152	90	62	40	21	19	4	2	2	12	10	2	96	57	39
20 years	40	24	16	14	8	6	4	2	2	1	1		21	13	8
21 "	29	16	13	7	4	3				2	2		20	10	10
22 "	35	22	13	9	4	5	4	1	3	2	2		20	15	5
23 "	41	29	12	8	5	3	2	1	1	2		2	29	23	6
24 "	49	23	26	15	5	10	3	1	2	1	1		30	16	14
Total 20–24	194	114	80	53	26	27	13	5	8	8	6	2	120	77	43
25 years	42	23	19	12	4	8	4	4		1		1	25	15	10
26 "	32	15	17	6	2	4	1		1	4		4	21	13	8
27 "	46	28	18	13	11	2	3	3					30	14	16
28 "	32	16	16	10	7	3	1	1		3	1	2	18	7	11
29 "	26	15	11	11	6	5	3	1	2				12	8	4
Total 25–29 years	178	97	81	52	30	22	12	9	3	8	1	7	106	57	49
30 years	38	13	25	11	2	9	2	1	1	2	1	1	23	9	14
31 "	35	19	16	16	11	5				1		1	18	8	10
32 "	35	19	16	11	6	5	2	1	1	1	1		21	11	10
33 "	35	21	14	10	5	5	4	2	2				21	14	7
34 "	34	24	10	7	4	3	1		1	1		1	25	20	5
Total 30–34 years	177	96	81	55	28	27	9	4	5	5	2	3	108	62	46
35 years	34	21	13	11	5	6	1	1		2	1	1	20	14	6
36 "	41	25	16	12	8	4	4	1	3	3	1	2	22	15	7
37 "	37	23	14	20	15	5	1		1	1		1	15	8	7
38 "	35	18	17	8	5	3	2	1	1	1		1	24	12	12
39 "	42	30	12	19	14	5	1	1		5	3	2	17	12	5
Total 35–39 years	189	117	72	70	47	23	9	4	5	12	5	7	98	61	37
40 years	41	28	13	19	12	7	2	1	1				20	15	5
41 "	42	29	13	18	13	5	4	2	2	1	1		19	13	6
42 "	47	33	14	18	13	5	3	2	1	1		1	25	18	7
43 "	48	34	14	19	12	7	3	2	1				26	20	6
44 "	39	24	15	25	16	9	1	1		1	1		12	6	6
Total 40–44 years	217	148	69	99	66	33	13	8	5	3	2	1	102	72	30
45 years	73	48	25	36	22	14	4	2	2				33	24	9
46 "	48	34	14	21	14	7	6	5	1	1	1		20	14	6
47 "	65	41	24	30	15	15	5	3	2	3	1	2	27	22	5
48 "	79	49	30	40	22	18	8	5	3	4	4		27	18	9
49 "	85	61	24	31	22	9	5	2	3	5	4	1	44	33	11
Total 45–49 years	350	233	117	158	95	63	28	17	11	13	10	3	151	111	40

TABLE 20.—DEATHS (EXCLUSIVE OF STILL-BIRTHS) BY SINGLE YEARS OF AGE AND BY AGE GROUPS, BRITISH COLUMBIA, 1938—*Continued.*

AGES.	PROVINCE.			VANCOUVER CITY.			VICTORIA CITY.			NEW WESTMINSTER CITY.			REMAINDER OF PROVINCE.		
	Total	M.	F.	Total	M.	F.	Total	M.	F.	Total	M.	F.	Total	M.	F.
50 years	107	73	34	57	39	18	8	3	5	6	4	2	36	27	9
51 ,,	91	58	33	47	33	14	4	2	2	3	2	1	37	21	16
52 ,,	100	64	36	48	29	19	8	6	2	5	3	2	39	26	13
53 ,,	102	79	23	47	37	10	8	7	1	3	2	1	44	33	11
54 ,,	118	81	37	53	42	11	15	9	6	9	3	6	41	27	14
Total 50–54 years	518	355	163	252	180	72	43	27	16	26	14	12	197	134	63
55 years	103	63	40	43	26	17	9	4	5	2	2	.....	49	31	18
56 ,,	122	84	38	59	39	20	14	9	5	5	3	2	44	33	11
57 ,,	137	96	41	64	43	21	11	7	4	3	3	.....	59	43	16
58 ,,	152	102	50	57	41	16	25	17	8	8	3	5	62	41	21
59 ,,	118	78	40	55	38	17	12	6	6	2	2	.....	49	32	17
Total 55–59 years	632	423	209	278	187	91	71	43	28	20	13	7	263	180	83
60 years	133	80	53	51	30	21	15	13	2	5	2	3	62	35	27
61 ,,	132	87	45	51	34	17	15	8	7	11	8	3	55	37	18
62 ,,	133	98	35	62	49	13	15	11	4	4	3	1	52	35	17
63 ,,	156	108	48	69	47	22	16	9	7	7	6	1	64	46	18
64 ,,	164	110	54	62	45	17	25	13	12	6	2	4	71	50	21
Total 60–64 years	718	483	235	295	205	90	86	54	32	33	21	12	304	203	101
65 years	163	105	58	67	46	21	24	15	9	5	4	1	67	40	27
66 ,,	139	87	52	49	30	19	24	13	11	10	9	1	56	35	21
67 ,,	142	106	36	51	36	15	24	17	7	4	4	.....	63	49	14
68 ,,	177	116	61	59	40	19	22	11	11	7	4	3	89	61	28
69 ,,	121	76	45	52	32	20	17	11	6	8	3	5	44	30	14
Total 65–69 years	742	490	252	278	184	94	111	67	44	34	24	10	319	215	104
70 years	179	128	51	61	44	17	28	17	11	5	5	.....	85	62	23
71 ,,	147	108	39	53	39	14	23	18	5	7	2	5	64	49	15
72 ,,	179	108	71	88	45	43	20	13	7	8	5	3	63	45	18
73 ,,	157	103	54	61	37	24	22	15	7	6	5	1	68	46	22
74 ,,	181	111	70	79	52	27	17	8	9	6	5	1	79	46	33
Total 70–74 years	843	558	285	342	217	125	110	71	39	32	22	10	359	248	111
75 years	171	106	65	69	38	31	19	15	4	8	5	3	75	48	27
76 ,,	149	95	54	55	34	21	16	9	7	4	4	.....	74	48	26
77 ,,	149	96	53	51	32	19	16	8	8	5	2	3	77	54	23
78 ,,	154	87	67	60	30	30	24	10	14	2	2	.....	68	45	23
79 ,,	115	71	44	47	25	22	7	5	2	7	3	4	54	38	16
Total 75–79 years	738	455	283	282	159	123	82	47	35	26	16	10	348	233	115
80 years	118	71	47	43	23	20	14	8	6	9	7	2	52	33	19
81 ,,	104	66	38	35	22	13	14	10	4	5	3	2	50	31	19
82 ,,	105	65	40	45	24	21	11	8	3	4	3	1	45	30	15
83 ,,	111	62	49	39	23	16	17	9	8	7	3	4	48	27	21
84 ,,	84	54	30	29	21	8	11	7	4	7	4	3	37	22	15
Total 80–84 years	522	318	204	191	113	78	67	42	25	32	20	12	232	143	89
85 years	69	36	33	28	13	15	4	2	2	1	.....	1	36	21	15
86 ,,	51	31	20	19	10	9	5	3	2	4	3	1	23	15	8
87 ,,	51	30	21	18	10	8	5	3	2	2	1	1	26	16	10
88 ,,	39	17	22	17	7	10	2	1	1	5	2	3	15	7	8
89 ,,	34	18	16	13	6	7	2	.....	2	2	1	1	17	11	6
Total 85–89 years	244	132	112	95	46	49	18	9	9	14	7	7	117	70	47
90 years	24	14	10	14	8	6	.....	.....	.....	.....	.....	.....	10	6	4
91 ,,	21	14	7	8	4	4	5	4	1	.....	.....	.....	8	6	2
92 ,,	9	5	4	1	1	.....	2	2	.....	.....	.....	.....	6	2	4
93 ,,	21	8	13	6	1	5	3	1	2	.....	.....	.....	12	6	6
94 ,,	12	2	10	3	1	2	4	.....	4	1	.....	1	4	1	3
Total 90–94 years	87	43	44	32	15	17	14	7	7	1	.....	1	40	21	19
95 years	3	1	2	1	1	.....	.....	.....	.....	.....	.....	.....	2	.....	2
96 ,,	3	.....	3	.....	.....	.....	1	.....	1	.....	.....	.....	2	.....	2
97 ,,	4	3	1	1	1	.....	1	.....	1	.....	.....	.....	2	2	.....
98 ,,	4	3	1	1	1	.....	.....	.....	.....	.....	.....	.....	3	2	1
99 ,,	1	1	.....	.....	.....	.....	1	1	.....	.....	.....	.....	.....	.....	.....
Total 95–99 years	15	8	7	3	3	.....	3	1	2	.....	.....	.....	9	4	5
100 years and over	2	1	1	.....	.....	.....	.....	.....	.....	.....	.....	.....	2	1	1
Not stated	11	11	.....	1	1	.....	.....	.....	.....	.....	.....	.....	10	10	.....

TABLE 21.—DEATHS (EXCLUSIVE OF STILL-BIRTHS) CLASSIFIED ACCORDING TO RACIAL ORIGIN OF DECEDENTS, BRITISH COLUMBIA, 1938.

RACIAL ORIGIN.	PROVINCE.			VANCOUVER CITY.			VICTORIA CITY.			NEW WEST-MINSTER CITY.			REMAINDER OF PROVINCE.		
	Total	M.	F.	Total	M.	F.	Total	M.	F.	Total	M.	F.	Total	M.	F.
All origins	7460	4703	2757	2795	1754	1041	723	434	289	327	200	127	3615	2315	1300
English	2675	1600	1075	1102	650	452	382	226	156	110	62	48	1081	662	419
Irish	803	504	299	334	198	136	65	45	20	40	23	17	364	238	126
Scottish	1496	902	594	664	388	276	164	84	80	74	40	34	594	390	204
Welsh	94	62	32	33	22	11	12	6	6	7	4	3	42	30	12
French	181	130	51	51	35	16	10	5	5	15	12	3	105	78	27
German	175	107	68	51	31	20	11	6	5	6	5	1	107	65	42
Armenian	1		1				1		1						
Austrian	32	21	11	10	6	4	1	1		1	1		20	13	7
Belgian	16	12	4	4	3	1	3	3		1	1		8	5	3
Bulgarian															
Chinese	240	222	18	123	116	7	37	31	6	6	6		74	69	5
Czech and Slovak	17	13	4	1		1	2	1	1				14	12	2
Danish	28	17	11	10	7	3	4	2	2	2	2		12	6	6
Dutch	52	36	16	17	11	6				2	1	1	33	24	9
Finnish	70	55	15	21	16	5				2	1	1	47	38	9
Greek	5	4	1	4	4					1		1			
Hindu	17	13	4	10	8	2	1	1		2	2		4	2	2
Hungarian	9	7	2	3	2	1							6	5	1
Icelandic	13	6	7	6	3	3				1		1	6	3	3
Indian	612	322	290	16	10	6	5	2	3	3	2	1	588	308	280
Italian	83	55	28	29	20	9	2	1	1	4	3	1	48	31	17
Japanese	142	94	48	76	58	18				14	10	4	52	26	26
Jewish	7	6	1	5	4	1	1	1					1	1	
Negro	6	4	2	2	1	1	1	1		1	1		2	1	1
Norwegian	116	88	28	30	20	10	5	5		6	5	1	75	58	17
Polish	48	37	11	13	9	4	3	3		2	2		30	23	7
Roumanian	11	5	6	6	2	4				1		1	4	3	1
Russian	101	66	35	26	19	7	3	2	1	4	2	2	68	43	25
Serb and Croat	33	28	5	14	12	2				1	1		18	15	3
Swedish	183	145	38	61	46	15	5	5		9	7	2	108	87	21
Swiss	22	17	5	8	6	2				1	1		13	10	3
Syrian	1	1											1	1	
Ukrainian*	19	13	6	5	4	1							14	9	5
Other	10	4	6	4	2	2	1		1				5	2	3
Not specified	142	107	35	56	41	15	4	3	1	11	6	5	71	57	14

* Including Galician and Bukovinian.

TABLE 22.—DEATHS (EXCLUSIVE OF STILL-BIRTHS) CLASSIFIED ACCORDING TO BIRTHPLACE OF DECEDENTS, BRITISH COLUMBIA, 1938.

| PROVINCE AND CITIES. | | Total Deaths by Sex. | BIRTHPLACE OF DECEDENTS. | | |

TABLE 23.—DEATHS (EXCLUSIVE OF STILL-BIRTHS) CLASSIFIED ACCORDING TO BIRTHPLACE OF PARENTS OF DECEDENTS, BRITISH COLUMBIA, 1938.

		BIRTHPLACE OF MOTHER.																																				
		CANADA.										BRITISH ISLES.					BRITISH POSS.		EUROPE.														ASIA.					
BIRTHPLACE OF FATHER.	TOTAL FATHERS.	Prince Edward Island.	Nova Scotia.	New Brunswick.	Quebec.	Ontario.	Manitoba.	Saskatchewan.	Alberta.	British Columbia.	Prov. not spec.	England.	Ireland.	Scotland.	Wales.	Other.	Newfoundland.	Other.	Austria.	Belgium.	Denmark.	Finland.	France.	Germany.	Holland.	Hungary.	Italy.	Norway.	Poland.	Roumania.	Russia.*	Sweden.	Other.	China.	Japan.	Other.	United States.	Various.	Not specified.
Canada	1,643	25	102	60	86	340	34	33	29	563	38	64	30	40	3	1	1	3			1	1	3	3	2			1		2	1	1		4			53		119
Prince Edward Island	43	24		2		2				2		4	1	5																									3
Nova Scotia	129	1	97	5		1	1		1	6				1	1									1													3		11
New Brunswick	66		1	49		3			1		1	2	1																								3		5
Quebec	140			1	76	8	3	3	1	6	1	7	6	4		1		1					2														8		12
Ontario	501		1	1	9	310	4	4	3	28	1	30	19	23										1				1						1			21		44
Manitoba	37		1		1	3	12		2	5		4	1	1																							7		
Saskatchewan	45					5	3	12	5	9		4												1						2	1						2		1
Alberta	32						4	2	11	10	2			1											1														1
British Columbia	603		2	2		7	6	11	5	497	1	11	1	4	1		1	2			1	1	1									1		3			8		37
Province not specified	47					1	1	1			32	2	1	1	1										1												1		5
British Isles	3,550	3	15	16	11	104	14	6	6	61	22	1789	393	871	73	6	2	10			1		7	1				1				1		1			47		89
England	1,980		6	3	4	46	6	5	3	32	6	1713	30	32	15	2	1	5			1		5	1								1		1			25		37
Ireland	504	1	4	6	4	28			2	8	9	38	343	20	1			4					1														10		25
Scotland	985	2	5	7	3	27	8	1	1	20	7	30	16	817	2		1	1					1					1									11		24
Wales	76					3				1		7	4	2	55																						1		3
Other	5											1				4																							
British Possessions	57					2				1		10	1	2	1		13	23																			1		3
Newfoundland	16											2					13																				1		
Other	41					2				1		8	1	2	1			23																					3
Europe	937		2		1	7	2	9	8	23	3	7	3	3	2				39	14	21	63	30	78	13	6	73	98	47	10	107	156	88				11	1	12
Austria	42						1	1		1									38												1								
Belgium	14									1										13																			
Denmark	26					1			2			2		1							20																		
Finland	67									3					1							62																	1
France	37					2			1	1				1						1			27	1															3
Germany	100		1			3			2	3	1	4			1								2	74					1		1						3		4
Holland	18								1	1			2												13														1
Hungary	9							2		1																6													
Italy	78									2													1				73											1	1
Norway	105							1		1	1	1	1	1														95					1				3		
Poland	47								1															1					44		1								
Roumania	10																		1											9									
Russia*	115				1		1	3																					2	1	104						2		1
Sweden	174		1			1		2		5	1										1	1						3				156					2		1
Other	95								1	4														2									87				1		
Asia	375					1				12	2																							226	131	2			1
China	232									5																								226					1
Japan	140					1				7	1																								131				
Other	3										1																									2			
United States	244			2	3	10	3	6	7	20		13	4	3						1	1	1	3	2				3				1					135		26
Various	1																																					1	
Not specified	653		4	1		9			3	40		5	2	3			1	1					1	1	1						1						1		579
Total mothers	7,460	28	123	79	101	473	53	54	53	720	65	1888	433	922	79	7	17	37	39	15	24	65	44	85	16	6	73	103	47	12	109	159	88	231	131	2	248	2	829

* Including the Ukraine.

TABLE 24.—CAUSES OF DEATH BY SEX AND AGE, BRITISH COLUMBIA, 1938.

Int. List No.	CAUSES OF DEATH.		TOTAL.	AGES.																										
				Under 1 Year.	1 Year.	2 Years.	3 Years.	4 Years.	5–9 Yrs.	10–14 Yrs.	15–19 Yrs.	20–24 Yrs.	25–29 Yrs.	30–34 Yrs.	35–39 Yrs.	40–44 Yrs.	45–49 Yrs.	50–54 Yrs.	55–59 Yrs.	60–64 Yrs.	65–69 Yrs.	70–74 Yrs.	75–79 Yrs.	80–84 Yrs.	85–89 Yrs.	90–94 Yrs.	95–99 Yrs.	100 Years and over.	Not stated.
	Deaths, all causes	Total	7460	556	61	36	38	27	112	101	152	194	178	177	189	217	350	518	632	718	742	843	738	522	244	87	15	2	11
	,,	M.	4703	325	32	23	22	13	60	56	90	114	97	96	117	148	233	355	423	483	490	558	455	318	132	43	8	1	11
	,,	F.	2757	231	29	13	16	14	52	45	62	80	81	81	72	69	117	163	209	235	252	285	283	204	112	44	7	1	
	Class I.—Infectious and parasitic diseases	Total	793	51	19	17	14	9	40	42	60	73	65	39	39	41	50	47	45	47	25	25	23	12	5	3	1		1
	,,	M.	452	28	8	11	9	5	19	17	24	28	25	21	27	31	31	38	31	38	16	20	13	7	2	2			1
	,,	F.	341	23	11	6	5	4	21	25	36	45	40	18	12	10	19	9	14	9	9	5	10	5	3	1	1		
1	Typhoid fever	M.	7						2	1		1	1			1			1										
2	Paratyphoid fever	F.	1						1																				
5	Undulant fever	F.	1																1										
7	Measles	M.	7	2	2			1	1											1									
	,,	F.	4		2				1								1												
8	Scarlet fever	M.	3				1			1										1									
	,,	F.	1									1																	
9	Whooping-cough	M.	12	9		1	1		1																				
	,,	F.	19	11	5		1		2																				
10	Diphtheria	M.	1						1																				
	,,	F.	3		1			1		1																			
11	Influenza	M.	60	2	2	2	1	1	1	1	1	2	1	3	2	3	3	4	3	5	4	9	6	2	1	1			
	,,	F.	51	2	2	1		1		2	1	3	3	2	1	3	3	2	2	3	2	1	7	5	3	1	1		
	(a.) Sole cause	M.	4			1			1														1	1					
	,,	F.	5	1								1	1	1											1				
	(b.) With bronchitis	F.	1																						1				
	(c.) With pneumonia	M.	34	1	1		1			1	1	1	1	1	1	1	3		2	4	2	8	3	1		1			
	,,	F.	26	1		1					1	1	1			2	2	1	2	3	2	1	4	2	1		1		
	(d.) With other diseases of the respiratory system	M.	4													1		1	1					1					
	,,	F.	2																				1	1					
	(e.) With intestinal complications	M.	5	1								1						1			1		1						
	,,	F.	7		1			1		2					1		1							1					
	(f.) With other causes	M.	13		1	1		1						2	1	1		2		1	1	1	1						
	,,	F.	10		1							1	1	1		1		1					2	1		1			
13	Dysentery	M.	3					1													1					1			
	,,	F.	2	1					1																				
15	Erysipelas	M.	6				1						1									1		3					
	,,	F.	3															1				1	1						
16	Poliomyelitis and polioencephalitis (acute)	M.	2							1				1															
	,,	F.	2						1	1																			
17	Lethargic or epidemic encephalitis	M.	2									1					1												
	,,	F.	2									1					1												
18	Epidemic cerebrospinal meningitis	M.	3	1					1					1															
22	Tetanus	M.	1															1											
23–	Tuberculosis	M.	307	14	3	8	4	2	12	13	23	23	22	16	22	23	24	28	24	20	10	8	5	1	1				1
32	,,	F.	228	5	1	4	4	2	15	19	34	39	35	16	9	6	9	6	10	4	6	3	1						
23	Tuberculosis of the respiratory system	M.	256	9	2	6	1	1	9	9	19	19	18	15	17	21	24	23	24	17	8	8	4	1	1				
	,,	F.	197	4		1	2	2	7	19	28	37	33	14	9	4	9	6	9	3	6	3	1						
24	Tuberculosis of the meninges and central nervous system	M.	19	4	1	2	2		1	3	2	1			1	1													1
	,,	F.	16	1	1	3	2		6		2			1															
25	Tuberculosis of the intestines and peritoneum	M.	6								1	2				1		1		1									
	,,	F.	8						1		2	2	2	1															

TABLE 24.—CAUSES OF DEATH BY SEX AND AGE, BRITISH COLUMBIA, 1938—*Continued.*

Int. List No.	CAUSES OF DEATH.		TOTAL.	AGES. Under 1 Year.	1 Year.	2 Years.	3 Years.	4 Years.	5–9 Yrs.	10–14 Yrs.	15–19 Yrs.	20–24 Yrs.	25–29 Yrs.	30–34 Yrs.	35–39 Yrs.	40–44 Yrs.	45–49 Yrs.	50–54 Yrs.	55–59 Yrs.	60–64 Yrs.	65–69 Yrs.	70–74 Yrs.	75–79 Yrs.	80–84 Yrs.	85–89 Yrs.	90–94 Yrs.	95–99 Yrs.	100 Years and over.	Not stated.
	Tuberculosis—*Continued.*																											
26	Tuberculosis of the vertebral column	M.	6					1	1						1			1		1	1								
	,,	F.	1																1										
27	Tuberculosis of the bones and joints (vertebral column excepted)	M.	1																				1						
	Ditto	F.	1													1													
	(a.) Of bones	M.	1																				1						
	(b.) Of joints	F.	1													1													
28	Tuberculosis of the skin and subcutaneous cellular tissue	M.	1										1																
29	Tuberculosis of the lymphatic system (bronchial, mesenteric, and retroperitoneal glands excepted)	M.	1							1																			
30	Tuberculosis of the genito-urinary system	M.	4												1	1				1	1								
	,,	F.	1								1																		
31	Tuberculosis of other organs	M.	1															1											
	,,	F.	2								1									1									
32	Disseminated tuberculosis	M.	12	1			1		1		1	1	3		2			2											
	,,	F.	2						1							1													
	(a.) Acute	M.	1	1																									
	,,	F.	1													1													
	(b.) Chronic	M.	3									1	2																
	(c.) Not specified	M.	8				1		1		1		1		2			2											
	,,	F.	1						1																				
34	Syphilis	M.	32									1			3	4	3	4	3	11		2	1						
	,,	F.	16	2						1	1				1	1	5		1	2	1		1						
35	Gonococcus infection and other venereal diseases	F.	2										1		1														
36	Purulent infection, septicæmia (non-puerperal)	M.	1															1											
	,,	F.	3	1						1		1																	
38	Malaria	M.	1																					1					
41	Hydatid cysts	M.	1																				1						
	(a.) Of the liver	M.	1																				1						
43	Mycoses	M.	1																		1								
44	Other infectious or parasitic diseases	M.	2		1		1																						
	,,	F.	3	1		1							1																
	(a.) Chicken-pox	M.	1		1																								
	(c.) Others under this title	M.	1				1																						
	,,	F.	3	1		1							1																
	Class II. Cancer and other tumours	Total	1,060			1			1	2	1	6	12	11	19	33	76	106	158	143	161	129	118	55	19	8	1		
	,,	M.	599							1		3	7	3	8	13	36	59	73	89	98	82	77	33	13	4			
	,,	F.	461			1			1	1	1	3	5	8	11	20	40	47	85	54	63	47	41	22	6	4	1		
			562							1		3	6	3	7	13	34	57	72	83	91	73	72	30	13	4			
45–53	Cancer and other malignant tumours	M.																											
	,,	F.	425			1			1			3	3	7	10	18	34	45	78	52	61	46	38	19	4	4	1		
45	Cancer of the buccal cavity and pharynx	M.	22														1	4		3	6	3	4		1				
	,,	F.	5												1		1			1		1	1						
46	Cancer of the digestive tract and peritoneum	M.	329										2	2	1	5	18	36	45	50	59	45	37	20	7	2			
	,,	F.	150									1		2	2	3	6	8	23	22	27	22	18	10	3	3			
	(a.) Of the œsophagus	M.	25														2	1	6	2	4	4	3	2	1				
	,,	F.	6														2	1		1	1			1					
	(b.) Of the stomach and duodenum	M.	125										1		1	2	6	16	18	22	21	14	14	7	3				
	,,	F.	44												1	2		1	6	9	10	3	9	2		1			

	(c.) Of the rectum	M.	46										1			1	1	5	4	10	11	6	5	2					
	,,	F.	14															1	3	2	3	3	1	1					
	(d.) Of the liver and biliary ducts	M.	20											1			3	4	3	1	2	3	2	1					
	,,	F.	24												1		1	1	5	4	5	3	1	1	2				
	(e.) Of the pancreas	M.	42													2	5	3	8	2	10	6	3	1	1	1			
	,,	F.	15											1		1	1	1	3	1	2	1	4						
	(f.) Of the peritoneum	F.	2																1			1							
	(g.) Of other organs	M.	71											1			1	7	6	13	11	12	10	7	2	1			
	,,	F.	45									1		1			2	3	5	5	6	11	3	5	1	2			
47	Cancer of the respiratory organs	M.	52												2	3	7	6	10	12	5	4	1	1		1			
	,,	F.	18									2	1			1	3	1	2	3	2	1	1	1					
	(a.) Of the larynx	M.	8														1	1	1	1		2	1	1					
	(b.) Of the lung	M.	35												2	3	5	3	7	8	4	2				1			
	,,	F.	11									2	1			1	2	1			2		1	1					
	(c.) Of the mediastinum	F.	1																			1							
	(d.) Of other organs of the respiratory system	M.	9														1	2	2	3	1								
	,,	F.	6														1		2	3									
48	Cancer of the uterus	F.	60											4		5	4	11	13	4	8	4	5	1	1				
	(a.) Of the uterus	F.	31											1			2	3	8	2	6	3	5	1					
	(b.) Of the cervix uteri	F.	29											3		5	2	8	5	2	2	1			1				
49	Cancer of other female genital organs	F.	48												1	2	4	10	11	7	7	3	2	1					
50	Cancer of the breast	F.	106										2	1	4	6	11	11	24	10	13	12	7	4		1			
51	Cancer of the male genito-urinary organs	M.	94									1	2		1	1	5	6	12	9	15	13	22	5	2				
	(a.) Of the bladder	M.	26													1	1	3	3	3	4	3	5	3					
	(b.) Of the kidney	M.	15										1		1		3	2	3	1	2	2							
	(c.) Of the prostate gland	M.	48														1	1	5	5	7	8	17	2	2				
	(d.) Of the testicles and annexa	M.	4									1	1								2								
	(e.) Of other male genito-urinary organs	M.	1																1										
52	Cancer of the skin	M.	11													1	2				1	2	2	1	1	1			
	,,	F.	4															1				1		1			1		
53	Cancer of other or unspecified organs	M.	54							1		2	2	1	3	3	1	5	5	9	5	6	6	3	2				
	,,	F.	34			1			1						2	1	5	3	5	5	4	2	4	1					
	(a.) Of the eye and orbit	M.	4																1		1	1		1					
	(b.) Of the circulatory system	M.	1																1										
	(c.) Of the glandular system	M.	12										1	1					2	2	2	2	1	1					
	,,	F.	5														1		2	1			1						
	(d.) Of the female urinary organs	F.	11												1	1		2	2	1	2		1	1					
	(e.) Of the bones and joints	M.	12									2			1	1		1		3	1	1	2						
	,,	F.	7						1						1		2			1	1	1							
	(f.) Of the brain	M.	11							1			1		1	2		3	1	1		1							
	,,	F.	4			1											2					1							
	(g.) Of the spine and spinal cord	M.	2															1							1				
	,,	F.	1																				1						
	(h.) Of the neck	M.	3												1					1			1						
	(i.) Of the abdomen	M.	2														1				1								
	,,	F.	2																1				1						
	(j.) Of other specified organs	M.	5																	1		1	1	1	1				
	(k.) Multiple cancer	M.	1																	1									
	,,	F.	2															1			1								
	(m.) Of unspecified or unknown location	M.	1																				1						
	,,	F.	2																	2									
54	Non-malignant tumours	M.	34										1		1		1	2	1	5	7	8	5	3					
	,,	F.	31							1	1		1	1	1	2	5	2	6	2	1	1	3	2	2				
	(a.) Of the ovary	F.	6										1	1			2						1	1					
	(b.) Of the uterus	F.	4													2	1							1					
	(d.) Of the brain	M.	1														1												
	,,	F.	7							1	1						2	2	1										
	(e.) Of the thyroid gland	M.	3												1								1	1					
	,,	F.	8																3	1	1		2		1				

TABLE 24.—CAUSES OF DEATH BY SEX AND AGE, BRITISH COLUMBIA, 1938—*Continued.*

Int. List No.	CAUSES OF DEATH.		TOTAL.	AGES.																									
				Under 1 Year.	1 Year.	2 Years.	3 Years.	4 Years.	5–9 Yrs.	10–14 Yrs.	15–19 Yrs.	20–24 Yrs.	25–29 Yrs.	30–34 Yrs.	35–39 Yrs.	40–44 Yrs.	45–49 Yrs.	50–54 Yrs.	55–59 Yrs.	60–64 Yrs.	65–69 Yrs.	70–74 Yrs.	75–79 Yrs.	80–84 Yrs.	85–89 Yrs.	90–94 Yrs.	95–99 Yrs.	100 Years and over.	Not stated.
	Non-malignant tumours—*Continued.*																												
	(f.) Of the prostate gland	M.	23																1	4	5	7	4	2					
	(g.) Of other or unspecified sites	M.	7										1					2		1	2	1							
	,,	F.	6												1				2	1		1			1				
55	Tumours, nature not specified	M.	3														1			1		1							
	,,	F.	5										1				1		1		1			1					
	(d.) Of the brain	M.	3														1			1		1							
	,,	F.	3										1				1		1										
	(g.) Of other or unspecified sites	F.	2																		1			1					
	Class III. Rheumatic diseases, diseases of nutrition and of the endocrine glands and other general diseases	Total	196	29	1		4	1	7	3	7	3	1	2	3	3	10	13	13	23	14	29	17	8	5				
	Ditto	M.	89	15	1		1		4	2	5		1	1	1	2	5	2	9	7	6	13	8	3	3				
	,,	F.	107	14			3	1	3	1	2	3		1	2	1	5	11	4	16	8	16	9	5	2				
56	Acute rheumatic fever	M.	13						4	2	2		1				2				2								
	,,	F.	14				2	1	2	1		2			2		2	1				1							
57	Chronic rheumatism, osteoarthritis	M.	3								1		1											2					
	,,	F.	5																	1		1	2	1					
58	Gout	M.	1																			1							
59	Diabetes mellitus	M.	40								1					2	2	1	8	5	4	9	5	3					
	,,	F.	51						1		2						1	4	4	10	5	13	5	4	2				
62	Pellagra	M.	1																	1									
63	Rickets	M.	2	1							1																		
	,,	F.	1				1																						
66	Diseases of the thyroid and parathyroid glands	M.	3	1										1								1							
	,,	F.	18	1								1		1		1	1	4		5	2		2						
	(a.) Simple goitre	F.	1															1											
	(b.) Exophthalmic goitre	M.	2											1								1							
	,,	F.	13									1		1		1	1	2		4	1		2						
	(c.) Myxœdema, cretinism	F.	3	1																1	1								
	(d.) Tetany	M.	1	1																									
	(e.) Others under this title	F.	1															1											
67	Diseases of the thymus gland	M.	15	13	1		1																						
	,,	F.	13	13																									
68	Diseases of the adrenals (Addison's disease)	M.	1																				1						
	,,	F.	1															1											
69	Other general diseases	M.	10												1		1	1	1	1		2	2		1				
	,,	F.	4														1	1			1	1							
	(a.) Fatty or amyloid degeneration	M.	8														1	1	1	1		2	2						
	,,	F.	4														1	1			1	1							
	(c.) Others under this title	M.	2												1										1				
	Class IV. Diseases of the blood and blood-forming organs	Total	67	1		1	1		2		1	3	1	2	2	3	3	5	5	7	7	7	7	7	1	1			
	Ditto	M.	40			1	1		1		1	2	1		2	1	1	3	5	4	3	6	2	6					
	,,	F.	27	1					1			1		2		2	2	2		3	4	1	5	1	1	1			

70	Hæmorrhagic conditions	M.	1															1													
		F.	1	1																											
	(a.) Simple purpura	M.	1															1													
	"	F.	1	1																											
71	Anæmia	M.	17															2	3	2	4	1	5								
	"	F.	8														1		1	1	1	2		1	1						
	(a.) Pernicious anæmia	M.	16															2	3	2	4	1	4								
	"	F.	8														1		1	1	1	2		1	1						
	(b.) Others under this title	M.	1																				1								
72	Leukæmia and aleukæmia	M.	19			1	1		1		1		1	1		1	1	1	3	2	1	1	2	1							
	"	F.	14						1				1		2		1	1			2	2		3	1						
	(a.) Leukæmia	M.	11			1	1		1		1			1			1	1	2	1			1								
	"	F.	10						1					1	2		1	1			2	1		1	1						
	b.) Aleukæmia (Hodgkin's disease)	M.	8								1					1			1	1	1	1	1	1							
	"	F.	4								1											1		2							
73	Diseases of the spleen	M.	2												1										1						
	"	F.	3											1	1							1									
74	Other diseases of the blood and blood-forming organs	M.	1								1																				
	"	F.	1														1														
	Class V. Chronic poisonings and intoxications	Total	26									1	1	3	1	4	3	6	4	2	1										
	"	M.	22											2	1	4	3	6	3	2	1										
	"	F.	4									1	1	1					1												
75	Alcoholism	M.	20											2	1	4	3	5	2	2	1										
	"	F.	4									1	1	1					1												
	(a.) Delirium tremens	M.	5													3	1			1											
	(b.) Other alcoholic intoxications	M.	15											2	1	1	2	5	2	1	1										
	"	F.	4									1	1	1					1												
76	Chronic poisoning, by other organic substances	M.	1																1												
	(a.) Chronic morphinism	M.	1																1												
77	Chronic poisoning by mineral substances	M.	1															1													
	(a.) Lead (including occupational)	M.	1															1													
	Class VI. Diseases of the nervous system and of the organs of special sense	Total	311	9			1	1	8	2	9	9	9	7	11	12	16	28	32	33	38	33	26	16	6	3	1		1			
	Ditto	M.	184	7				1	4	2	5	7	5	2	5	9	12	16	19	18	20	22	12	12	2	2	1		1			
	"	F.	127	2			1		4		4	2	4	5	6	3	4	12	13	15	18	11	14	4	4	1					
78	Encephalitis (non-epidemic)	M.	2										1					1													
79	Simple meningitis	M.	8	3				1	1							1	1				1										
	"	F.	5						1				1		1							2									
80	Progressive locomotor ataxia (tabes dorsalis)	M.	3														3														
	"	F.	1																		1										
81	Other diseases of the spinal cord	M.	8							1					1	1			1	1	2	1									
	"	F.	16								2			1			1	3	5	1	2		1								
82	Cerebral hæmorrhage, cerebral embolism and thrombosis	M.	67						1	1				3	2	4	7	7	13	16	5	6		2							
	"	F.	51										2	2		1	3	5	7	7	5	12	3	4							
	(a.) Cerebral hæmorrhage	M.	47												2		3	6	6	10	11	1	6		2						
	"	F.	43										2	2		1	3	4	5	6	4	10	2	4							
	(b.) Cerebral embolism and thrombosis	M.	14												1	2	1	1	1	1	4	3									
	"	F.	3															1			1	1									
	(c.) Softening of the brain	M.	1																	1											
	(d.) Hemiplegia and other paralysis, cause not specified	M.	5						1	1										1	1	1									
	"	F.	5																2	1		1	1								
83	General paralysis of the insane	M.	15											1	1	3	2	2	4	2											
	"	F.	1														1														
84	Dementia præcox and other psychoses	M.	24									2	2		1	2	2	3	4	2	2	1	2		1						
	"	F.	29								1	1	2	3	2	1	3	6	3	2	5										

TABLE 24.—CAUSES OF DEATH BY SEX AND AGE, BRITISH COLUMBIA, 1938—*Continued.*

Int. List No.	CAUSES OF DEATH.		TOTAL.	AGES.																										
				Under 1 Year.	1 Year.	2 Years.	3 Years.	4 Years.	5–9 Yrs.	10–14 Yrs.	15–19 Yrs.	20–24 Yrs.	25–29 Yrs.	30–34 Yrs.	35–39 Yrs.	40–44 Yrs.	45–49 Yrs.	50–54 Yrs.	55–59 Yrs.	60–64 Yrs.	65–69 Yrs.	70–74 Yrs.	75–79 Yrs.	80–84 Yrs.	85–89 Yrs.	90–94 Yrs.	95–99 Yrs.	100 Years and over.	Not stated.
	Dementia præcox and other psychoses—*Continued.*																													
	(a.) Dementia præcox	M.	22									2	2		1	2	2	3	4	1	1	1	2		1					
		F.	18								1	1	1	3	1	1	2	5	2		1									
	(b.) Other psychoses	M.	2																	1	1									
	,,	F.	11										1		1		1	1	1	2	4									
85	Epilepsy	M.	11						1		1	3	1	1	1	1	1	1												
	,,	F.	5						2			1	1					1												
86	Convulsions (under 5 years of age)	M.	2	2																										
87	Other diseases of the nervous system	M.	32								2	1	1	1	1	1		1	6	3	1	3	4	4	1		1			1
		F.	15	1					1						1	1			1	1	4	2	2			1				
	(b.) Neuralgia and neuritis	M.	1																		1									
		F.	1																						1					
	(c.) Paralysis agitans	M.	17															1	5	1		3	3	3						1
		F.	5													1					2	1	1							
	(d.) Sclerosis (other than of the spinal cord)	M.	9									1		1	1				1	2			1	1		1				
		F.	4																1		2		1							
	(e.) Others under this title	M.	5								2		1			1							1							
	,,	F.	5	1					1						1					1		1								
88	Diseases of the organs of vision	M.	1																				1							
89	Diseases of the ear and mastoid process	M.	11	2					1		2	1			1		2			1			1							
		F.	4	1			1				1								1											
	(a.) Otitis	M.	4	1													1			1			1							
		F.	2				1				1																			
	(b.) Diseases of the mastoid process	M.	7	1					1		2	1			1		1													
	,,	F.	2	1															1											
	Class VII. Diseases of the circulatory system	Total	2133						3	5	2	5	9	9	15	25	65	135	198	263	306	361	323	249	112	40	7			1
	,,	M.	1403						1	3		3	5	4	11	20	48	92	147	184	211	240	203	146	62	19	3			1
	,,	F.	730						2	2	2	2	4	5	4	5	17	43	51	79	95	121	120	103	50	21	4			
90–95	Diseases of the heart	M.	917						1	3		2	5	4	6	18	41	71	108	145	146	143	107	79	24	10	3			1
	,,	F.	433						2	2	2	2	4	4	2	4	13	23	34	51	52	64	70	58	28	15	3			
90	Pericarditis	M.	3																1	1				1						
	,,	F.	1								1																			
91	Acute endocarditis	M.	6																1		3	1		1						
	,,	F.	6									2	1	1				2												
	(a.) Endocarditis, specified as acute	M.	6																1		3	1		1						
	,,	F.	5									2		1				2												
	(b.) Endocarditis, unspecified (under 45 years of age)	F.	1										1																	
92	Chronic endocarditis, valvular diseases	M.	99							1			1	2	1	3	7	7	8	15	11	17	12	10	4					
	,,	F.	72						2	1			2	2	1	1	5	3	8	8	9	10	9	7	3	1				
	(a.) Endocarditis specified as chronic and other valvular diseases	M.	85							1			1	2	1	3	5	6	8	12	9	11	12	10	4					
	Ditto	F.	56						2	1			2	2	1	1	5	2	6	6	6	8	6	5	3					
	(b.) Endocarditis, unspecified (45 years and over)	M.	14														2	1		3	2	6								
	,,	F.	16															1	2	2	3	2	3	2		1				
93	Diseases of the myocardium	M.	279							1			1		1	4	9	16	20	46	39	45	40	38	11	7	1			
	,,	F.	169													1	3	9	6	19	16	26	30	29	17	11	2			

	(a.) Acute myocarditis	M.	6														1		2	1		2						
	,,	F.	2																			1	1					
	(b.) Myocarditis, unspecified (under 45 years of age)	M.	2									1				1												
	(c.) Chronic myocarditis and myocardial degeneration	M.	153						1					1	3	3	11	13	22	22	22	20	23	7	5			
	,,	F.	88												1	1	4	4	15	6	13	15	15	9	5			
	(d.) Myocarditis, unspecified (45 years and over)	M.	118													6	4	7	22	16	23	18	15	4	2	1		
	,,	F.	79													2	5	2	4	10	13	14	13	8	6	2		
94	Diseases of the coronary arteries and angina pectoris	M.	491								2	1	4	11	23	46	74	78	88	74	53	25	7	2	2			1
	,,	F.	168						1			1	1	1	5	9	18	21	25	26	31	20	6	2	1			
	(a.) Diseases of the coronary arteries	M.	59									1		1		3	7	8	12	10	11	3	1	1	1			
	,,	F.	20									1			1	1	2	2	5	3	2	2		1				
	(b.) Embolism and thrombosis of the coronary arteries	M.	387								1		4	10	20	38	56	65	68	59	38	20	5	1	1			1
	,,	F.	126						1				1	1	3	7	12	17	19	20	24	15	5		1			
	(c.) Angina pectoris	M.	45								1				3	5	11	5	8	5	4	2	1					
	,,	F.	22												1	1	4	2	1	3	5	3	1	1				
95	Other diseases of the heart	M.	39					1	1		2	1	1		2	2	4	5	5	6	2	4	2	1				
	,,	F.	17						1			1		1			2	3	2	2		2	2	1				
	(a.) Functional diseases of the heart	M.	4												1			1	1	1								
	,,	F.	1																	1								
	(b.) Other and unspecified	M.	35					1	1		2	1	1			1	2	4	4	4	5	2	4	2	1			
	,,	F.	16						1			1		1			2	3	2	1		2	2	1				
96	Aneurism (except of the heart)	M.	21								1			2		1	1	2	3	3	4	2	2					
	,,	F.	6												1	1			1	1	1		1					
97	Arteriosclerosis (of coronary arteries excepted)	M.	380											2	2	3	16	23	23	52	78	76	60	36	9			
	,,	F.	203											1			9	9	19	26	37	39	40	17	5	1		
98	Gangrene	M.	7																	1	1	2	3					
	,,	F.	4																	2	1			1				
99	Other diseases of the arteries	M.	5														1	1	1	1		1						
	,,	F.	3														1			1	1							
100	Diseases of the veins (varices, hæmorrhoids, phlebitis, etc.)	M.	7																3		1	2	1					
	,,	F.	7												1		2	1	2					1				
101	Diseases of the lymphatic system (lymphangitis, etc.)	M.	1																1									
102	Idiopathic abnormalities of blood-pressure	M.	65											1		3	3	13	8	8	13	13	1	2				
	,,	F.	73									1	1			3	7	7	6	12	17	11	4	3	1			
103	Other diseases of the circulatory system	F.	1																	1								
	Class VIII. Diseases of the respiratory system	Total	555	91	13	6	5	1	13	7	7	10	5	11	15	21	25	39	36	36	40	58	50	36	20	6	2		2
	,,	M.	344	56	7	3	4		6	4	6	6	2	2	8	11	17	30	26	26	23	41	33	19	8	2	2		2
	,,	F.	211	35	6	3	1	1	7	3	1	4	3	9	7	10	8	9	10	10	17	17	17	17	12	4			
104	Diseases of the nasal fossæ and annexa	M.	4									1	1						1	1								
	,,	F.	2	1		1																						
105	Diseases of the larynx	M.	1						1																			
	,,	F.	1	1																								
	(b.) Other diseases of the larynx	M.	1						1																			
	,,	F.	1	1																								
106	Bronchitis	M.	14	2	2											1	1	1	1	1	2	1	1		1			
	,,	F.	8	1	1											1	1		1	1		1	1					
	(a.) Acute	M.	5	1	2															1			1					
	,,	F.	3		1															1		1						
	(b.) Chronic	M.	7													1	1	1	1		1	1		1				
	,,	F.	4	1												1	1						1					
	(c.) Unspecified	M.	2	1																	1							
	,,	F.	1																1									
107	Bronchopneumonia	M.	127	30	1	2	1		2		1	2				3	1	4	8	10	8	16	17	11	6	1	2		1
	,,	F.	96	21	3	2			3	1		1	3	2	2	2	2	4	5	2	6	11	5	11	9	1			
	(a.) Bronchopneumonia	M.	127	30	1	2	1		2		1	2				3	1	4	8	10	8	16	17	11	6	1	2		1
	,,	F.	96	21	3	2			3	1		1	3	2	2	2	2	4	5	2	6	11	5	11	9	1			
108	Lobar pneumonia	M.	112	5	1		2		2	2	3	1	1	2	8	5	11	14	6	11	9	13	12	2	1				1
	,,	F.	50	4	2				1	1	1	1		4	4	5	3	2		5	4	3	6	1	1	2			

TABLE 24.—CAUSES OF DEATH BY SEX AND AGE, BRITISH COLUMBIA, 1938—*Continued.*

Int. List No.	CAUSES OF DEATH.		TOTAL.	AGES.																									
				Under 1 Year.	1 Year.	2 Years.	3 Years.	4 Years.	5–9 Yrs.	10–14 Yrs.	15–19 Yrs.	20–24 Yrs.	25–29 Yrs.	30–34 Yrs.	35–39 Yrs.	40–44 Yrs.	45–49 Yrs.	50–54 Yrs.	55–59 Yrs.	60–64 Yrs.	65–69 Yrs.	70–74 Yrs.	75–79 Yrs.	80–84 Yrs.	85–89 Yrs.	90–94 Yrs.	95–99 Yrs.	100 Years and over.	Not stated.
109	Pneumonia, unspecified	M.	43	14	3	1			1	1	1					1	2	4	2	1	3	4	1	3	1				
	,,	F.	24	6			1	1	2	1		1		1				2		2	1		1	3	2				
110	Pleurisy	M.	8	1			1			1	1	1						1	1			1							
	,,	F.	4											1		2	1												
111	Congestion and hæmorrhagic infarct of the lung, etc.	M.	7	2								1					1	1				1	1						
	,,	F.	5						1													3			1				
	(a.) Pulmonary embolism and thrombosis	M.	2									1					1												
	(b.) Others under this title	M.	5	2														1				1	1						
	,,	F.	5						1													3			1				
112	Asthma	M.	18													1		3	5	1	2	4	1	1					
	,,	F.	19									1		1	1	1	1		5		5	2	1	1					
114	Other diseases of the respiratory system (tuberculosis excepted)	M.	10	2												1	1	2	2	1		1							
	Ditto	F.	2	1																		1							
	(a.) Chronic interstitial pneumonia, including occupational diseases of the respiratory system	M.	5													1	1		2			1							
	(b.) Gangrene of the lung	M.	1															1											
	(c.) Others under this title	M.	4	2														1		1									
	,,	F.	2	1																		1							
	Class IX. Diseases of the digestive system	Total	467	36	8	3	1	8	10	13	15	15	14	13	11	11	29	40	40	53	36	58	24	18	8	3			
	,,	M.	299	21		2	1	4	5	8	9	9	11	7	6	9	21	28	28	39	25	36	15	9	3	3			
	,,	F.	168	15	8	1		4	5	5	6	6	3	6	5	2	8	12	12	14	11	22	9	9	5				
115	Diseases of the buccal cavity and annexa, and of the pharynx and tonsils (including adenoid vegetations)	M.	13			1	1		2			2		1	2	1	1				1		1						
	Ditto	F.	10					1	2		3	3												1					
	(a.) Diseases of the buccal cavity and annexa	M.	2													1							1						
	(b.) Diseases of the tonsils	M.	6						1			1		1	2		1												
	,,	F.	8					1	2		3	2																	
	(c.) Others under this title	M.	5			1	1		1			1									1								
	,,	F.	2									1												1					
116	Diseases of the œsophagus	M.	2																			1		1					
	,,	F.	2															1				1							
117	Ulcer of the stomach or duodenum	M.	72										2	1		3	12	9	6	12	8	13	4	2					
	,,	F.	11															1		2	3	2	2	1					
	(a.) Ulcer of the stomach	M.	43										2			1	7	7	4	8	4	7	3						
	,,	F.	7															1		2	2	1		1					
	(b.) Ulcer of the duodenum	M.	29											1		2	5	2	2	4	4	6	1	2					
	,,	F.	4																		1	1	2						
118	Other diseases of the stomach	M.	2												1			1											
119	Diarrhœa and enteritis (under 2 years of age)	M.	16	16																									
	,,	F.	19	13	6																								
120	Diarrhœa and enteritis (2 years and over)	M.	13					1		2						1	1	1	1	3			1	1		1			
	,,	F.	14					1				2		3				1	2	1	1	1	1	1					
	(a.) Diarrhœa and enteritis	M.	7					1		2								1		1				1		1			
	,,	F.	7					1				2						1	2	1									
	(b.) Ulceration of the intestines	M.	6													1	1		1	2			1						
	,,	F.	7											3							1	1	1	1					

121	Appendicitis	M.	65			1		2	3	5	9	6	6	3	2	3		4	8	5	3	5									
	,,	F.	19			1			3	3	2	1		2	1		2		2	1	1									
122	Hernia, intestinal obstruction	M.	40	4												1		4	5	6	5	7	3	2	2	1					
	,,	F.	32	2	2					1			1	1			3	2	4	2	3	7	1	2	1						
	(a.) Hernia	M.	13	1															1	3	2	2	2	2							
	,,	F.	13	1													1	1	2	1	3	2		2							
	(b.) Intestinal obstruction	M.	27	3											1			4	4	3	3	5	1		2	1					
	,,	F.	19	1	2					1			1	1			2	1	2	1		5	1		1						
123	Other diseases of the intestines	M.	5											1					2				1			1					
	,,	F.	2												1					1											
124	Cirrhosis of the liver	M.	32										1				3	3	3	8	4	6	2	1	1						
	,,	F.	13					1					1		1	1	1	4	1		1	1			1						
	(a.) Specified as alcoholic	M.	5															1	1			3									
	,,	F.	4										1			1	1	1													
	(b.) Not specified as alcoholic	M.	27										1				3	2	2	8	4	3	2	1	1						
	,,	F.	9					1							1			3	1		1	1			1						
125	Other diseases of the liver	M.	6	1									1	1	1			1				1									
	,,	F.	3												1							1	1								
	(a.) Yellow atrophy of the liver	M.	1															1													
	,,	F.	1													1															
	(b.) Others under this title	M.	5	1									1	1	1							1									
	,,	F.	2																			1	1								
126	Biliary calculi	M.	14														2	3	2	2	2	2		1							
	,,	F.	20													1	1	3	2	4		4	2	2	1						
127	Other diseases of the gall-bladder and biliary passages	M.	10										1					2		3	1		3								
	,,	F.	14												1				1	3	2	3	1	2	1						
128	Diseases of the pancreas	M.	2														1		1												
	,,	F.	4						1	1							1					1									
129	Peritonitis, cause not specified	M.	7				1		1		1						1				1	1		1							
	,,	F.	5				1					1										1	1		1						
	Class X. Diseases of the genito-urinary system	Total	545		2		1		1	1	4	3	8	5	9	13	20	34	41	61	68	81	81	68	31	11						2
	,,	M.	369		2				1	1	1	2	3	3	5	9	11	24	30	39	51	60	53	49	19	4						2
	,,	F.	176				1				3	1	5	2	4	4	9	10	11	22	17	21	28	19	12	7						
130	Acute nephritis (including unspecified, under 10 years of age)	M.	7		2										1			1	1				2								
	Ditto	F.	4										1		1					1	1										
131	Chronic nephritis	M.	165					1		1	2	1	2	1	6	7	13	15	19	22	23	22	21	5	2						2
	,,	F.	113							3		4	2		3	7	4	6	13	9	17	18	11	10	6						
132	Nephritis, unspecified (10 years and over)	M.	49									1			2	3	5	4	7	6	9	7	3	2							
	,,	F.	31											1			5	1	3	5	3	7	4	1	1						
133	Other diseases of the kidneys and ureters	M.	12						1			1	1	3		1	1	1	1	1	1		1								
	,,	F.	8			1								1		1		2				1		2							
134	Calculi of the urinary passages	M.	19														2	3	2	6	1	2	3								
	,,	F.	4														1		2	1											
135	Diseases of the bladder (tumours excepted)	M.	13																1	2	4	1	2	3							
	,,	F.	8															2	2	1		1	1	1							
136	Diseases of the urethra, urinary abscess, etc.	M.	4												1							1		2							
	,,	F.	2																				2								
	(a.) Stricture of the urethra	M.	4												1							1		2							
	(b.) Others under this title	F.	2																				2								
137	Diseases of the prostate	M.	100														2	6	9	14	22	18	18	9	2						
139	Diseases of the female genital organs (not specified as venereal)	F.	6								1			1	1	1			1				1								
	(a.) Of the ovary, Fallopian tube and parametrium	F.	1											1																	
	(b.) Of the uterus	F.	5								1				1	1			1				1								

TABLE 24.—CAUSES OF DEATH BY SEX AND AGE, BRITISH COLUMBIA, 1938—*Continued.*

Int. List No.	CAUSES OF DEATH.		TOTAL.	AGES.																									
				Under 1 Year.	1 Year.	2 Years.	3 Years.	4 Years.	5–9 Yrs.	10–14 Yrs.	15–19 Yrs.	20–24 Yrs.	25–29 Yrs.	30–34 Yrs.	35–39 Yrs.	40–44 Yrs.	45–49 Yrs.	50–54 Yrs.	55–59 Yrs.	60–64 Yrs.	65–69 Yrs.	70–74 Yrs.	75–79 Yrs.	80–84 Yrs.	85–89 Yrs.	90–94 Yrs.	95–99 Yrs.	100 Years and over	Not stated.
	Class XI. Diseases of pregnancy, childbirth, and the puerperal state	Total	48								2	5	7	16	14	3	1												
140	Abortion with septic conditions	F.	17								2	3	2	5	5														
	(a.) Abortion	F.	10								1	3		4	2														
	(b.) Self-induced abortion	F.	7								1		2	1	3														
141	Abortion without mention of septic conditions (hæmorrhage included)	F.	2											2															
	(a.) Abortion	F.	1											1															
	(b.) Self-induced abortion	F.	1											1															
142	Ectopic gestation	F.	1										1																
	(b.) Without mention of septic conditions	F.	1										1																
143	Other accidents of pregnancy (hæmorrhage excluded)	F.	1											1															
144	Puerperal hæmorrhage	F.	1											1															
	(b.) Other hæmorrhages	F.	1											1															
145	Puerperal septicæmia (not specified as due to abortion)	F.	7									1	1	1	1	3													
	(a.) Puerperal septicæmia and pyæmia	F.	7									1	1	1	1	3													
146	Puerperal albuminuria and eclampsia	F.	13										3	4	6														
147	Other toxæmias of pregnancy	F.	1									1																	
148	Puerperal phlegmasia alba dolens, embolism, or sudden death (not specified as septic)	F.	2											1			1												
	(a.) Phlegmasia alba dolens and thrombosis	F.	1											1															
	(c.) Sudden death	F.	1														1												
149	Other accidents of childbirth	F.	1												1														
	(d.) Rupture of uterus in parturition	F.	1												1														
150	Other or unspecified condition of the puerperal state	F.	2											1	1														
	(b.) Others under this title	F.	2											1	1														
	Class XII. Diseases of the skin and cellular tissue	Total	19	1	1		1				1	2			2		1	2		2			2	2	2				
	,,	M.	15	1	1						1	1			2		1	2		1			2	2	1				
	,,	F.	4				1					1								1					1				
151	Carbuncle	M.	9								1	1					1	1		1			2	2					
	,,	F.	1																	1									
152	Cellulitis, acute abscess	M.	2	1											1														
	,,	F.	1									1																	
153	Other diseases of the skin and annexa and of the cellular tissue	M.	4		1										1			1							1				
	Ditto	F.	2				1																		1				
	Class XIII. Diseases of the bones and organs of locomotion	Total	33	1			1		2	3		1	1	2	1		1	5	1	3	1	3	5	1	1				
	Ditto	M.	17				1			1			1	1			1	4	1	2	1	2	2						
	,,	F.	16	1					2	2		1		1	1			1		1		1	3	1	1				
154	Osteomyelitis	M.	8				1			1			1				1	3			1								
	,,	F.	6	1					2	2		1										1							
155	Other diseases of the bones (tuberculosis excepted)	M.	4											1				1		1		1							
	,,	F.	6												1							1	3	1					

156	Diseases of the joints and other organs of locomotion	M.	5																1	1		1	2						
	”	F.	4											1				1		1					1				
	(a.) Of the joints (tuberculosis and rheumatism excepted)	M.	4																1	1		1	1						
	Ditto	F.	2															1							1				
	(b.) Of other organs of locomotion	M.	1																				1						
	”	F.	2											1						1									
	Class XIV. Congenital malformations	Total	67	60	1	1	2	1		1						1													
	”	M.	41	39		1				1																			
	”	F.	26	21	1		2	1								1													
157	Congenital malformation (still-births excluded)	M.	41	39		1				1																			
	”	F.	26	21	1		2	1								1													
	(a.) Congenital hydrocephalus	M.	2	1						1																			
	”	F.	2	1	1																								
	(b.) Spina bifida and meningocele	M.	5	4		1																							
	”	F.	7	7																									
	(c.) Congenital malformations of the heart	M.	23	23																									
	”	F.	8	4			2	1								1													
	(d.) Monstrosities	M.	1	1																									
	(e.) Others under this title	M.	10	10																									
	”	F.	9	9																									
	Class XV. Diseases of early infancy	Total	259	259																									
	”	M.	146	146																									
	”	F.	113	113																									
158	Congenital debility	M.	11	11																									
	”	F.	12	12																									
159	Premature birth	M.	94	94																									
	”	F.	68	68																									
160	Injury at birth	M.	18	18																									
	”	F.	19	19																									
	(a.) With mention of Caesarean operation	M.	1	1																									
	”	F.	1	1																									
	(b.) Without mention of Caesarean operation	M.	17	17																									
	”	F.	18	18																									
161	Other diseases peculiar to early infancy (under 3 months)	M.	23	23																									
	”	F.	14	14																									
	(a.) Atelectasis	M.	8	8																									
	”	F.	2	2																									
	(b.) Icterus of the new-born	M.	2	2																									
	”	F.	1	1																									
	(e.) Others, including lack of care	M.	10	10																									
	”	F.	10	10																									
	(f.) No cause given, no doctor in attendance	M.	3	3																									
	”	F.	1	1																									
	Class XVI. Senility	Total	109																			20	36	20	19	9	3	2	
	”	M.	64																			8	22	14	12	5	2	1	
	”	F.	45																			12	14	6	7	4	1	1	
162	Senility	M.	64																			8	22	14	12	5	2	1	
	”	F.	45																			12	14	6	7	4	1	1	
	(a.) With senile dementia (70 years and over)	M.	22																			4	8	6	1	3			
	”	F.	9																			4	2	2				1	
	(b.) Without senile dementia (70 years and over)	M.	42																			4	14	8	11	2	2	1	
	”	F.	36																			8	12	4	7	4	1		

TABLE 24.—CAUSES OF DEATH BY SEX AND AGE, BRITISH COLUMBIA, 1938—*Continued.*

Int. List No.	CAUSES OF DEATH.	TOTAL.	AGES.																									
			Under 1 Year.	1 Year.	2 Years.	3 Years.	4 Years.	5–9 Yrs.	10–14 Yrs.	15–19 Yrs.	20–24 Yrs.	25–29 Yrs.	30–34 Yrs.	35–39 Yrs.	40–44 Yrs.	45–49 Yrs.	50–54 Yrs.	55–59 Yrs.	60–64 Yrs.	65–69 Yrs.	70–74 Yrs.	75–79 Yrs.	80–84 Yrs.	85–89 Yrs.	90–94 Yrs.	95–99 Yrs.	100 Years and over.	Not stated.
	Class XVII. Violent or accidental deaths—Total	722	11	13	6	6	6	24	20	43	58	45	57	42	49	46	61	52	40	34	34	24	30	14	3			4
	„ M.	583	8	10	4	4	3	18	16	38	53	36	51	38	41	43	54	44	31	26	24	11	18	6	2			4
	„ F.	139	3	3	2	2	3	6	4	5	5	9	6	4	8	3	7	8	9	8	10	13	12	8	1			
163–171	Suicides M.	100							1	2	5	9	10	6	6	11	16	10	5	9	5	1	3					1
	„ F.	19									1	5	1	3	1		2	4	1	1								
163	Suicide by solid or liquid poisons or by absorption of corrosive substances M.	6														1	1		1	1	2							
	Ditto F.	4										2		1				1										
164	Suicide by poisonous gas M.	11									1	1	2			1	5				1							
	„ F.	2										1	1															
165	Suicide by hanging or strangulation M.	23							1		2	1		1	1	2	3	3	2	4			3					
	„ F.	3									1	1						1										
166	Suicide by drowning M.	14									1	1	1	2	1	1	2	3		1								1
	„ F.	6										1		1			2	1		1								
167	Suicide by firearms M.	38								2	1	5	7	2	2	4	3	4	2	3	2	1						
	„ F.	1													1													
168	Suicide by cutting or piercing instruments M.	3													1	1	1											
	„ F.	2												1					1									
169	Suicide by jumping from high places M.	2												1			1											
	„ F.	1																1										
170	Suicide by crushing M.	2										1			1													
171	Suicide by other means M.	1														1												
173–175	Homicides M.	11	1								1		2		2	2	1		1									1
	„ F.	4		1						1	1						1											
173	Homicide by firearms M.	5									1		1		1	1	1											
	„ F.	1									1																	
174	Homicide by cutting or piercing instruments M.	1													1													
175	Homicide by other means M.	5	1										1			1			1									1
	„ F.	3		1						1							1											
176–198	Other violent deaths M.	472	7	10	4	4	3	18	15	36	47	27	39	32	33	30	37	34	25	17	19	10	15	6	2			2
	„ F.	116	3	2	2	2	3	6	4	4	3	4	5	1	7	3	4	4	8	7	10	13	12	8	1			
177	Food poisoning M.	1			1																							
	„ F.	2						1				1																
178	Accidental absorption of toxic gases M.	15						1		1				1	4	3	2	1			1			1				
	„ F.	5						1							2					1		1						
179	Other acute accidental poisonings (except by gas) M.	2		1	1																							
180	Conflagration M.	5						1	2								1					1						
	„ F.	3											1						1			1						
181	Accidental burns (conflagration excepted) M.	7		3		1					1			1							1							
	„ F.	8		1	1	1		1				1							2		1							
182	Accidental mechanical suffocation M.	8	6										1						1									
	„ F.	2	2																									
183	Accidental drowning M.	84		3	1	2		9	5	9	11	4	4	5	6	6	6	3	3	4	3							
	„ F.	16			1	1	2	2	1	1	1	1	2		1	1			1		1							
184	Accidental injury by firearms M.	10							1	3	2					1		1				1						1
	„ F.	1													1													
185	Accidental injury by cutting or piercing instruments M.	4							1		1								1	1								
	„ F.	1							1																			

186	Accidental injury by fall, crushing, or landslide	M.	280		2	1	1	3	6	5	16	32	22	29	21	20	14	23	23	16	11	11	5	11	5	2			1
	,,	F.	66	1	1			1	1	2	3	2	1	2	1	2	2	4	3	4	5	6	9	10	5	1			
188	Injuries by animals	M.	8						1		1		1	1				2	1		1								
190	Excessive cold	M.	9								1				1		2		3			2							
191	Excessive heat	M.	3												1								1	1					
	,,	F.	1													1													
193	Accidents due to electric currents	M.	3							1	1									1									
194	Other accidents	M.	25	1	1						2			3	1	2	2	3	1	3		1	2	3					
	,,	F.	10																		1	2	2	2	3				
	(a.) Foreign body	M.	3	1												1			1										
	(b.) Others under this title	M.	22		1						2			3	1	1	2	3		3		1	2	3					
	,,	F.	10																		1	2	2	2	3				
195	Violent deaths of which the nature (accident, suicide, homicide) is unknown	M.	7								2			1		1	2		1										
	Ditto	F.	1																1										
198	Capital punishment	M.	1												1														
	Class XVIII. Ill-defined causes of death	Total	50	7	3	1	1		1	2		1		2	3	1	3		5	3	10	4	2		1				
	,,	M.	36	4	3	1	1		1					1	2	1	2		4	2	8	3	2		1				
	,,	F.	14	3						2		1		1	1		1		1	1	2	1							
199	Sudden death	M.	15	1											1		2		4		3	3	1						
	,,	F.	3	1																	1	1							
200	Cause of death not specified or ill-defined	M.	21	3	3	1	1		1					1	1	1				2	5		1		1				
	,,	F.	11	2						2		1		1	1		1		1	1	1								

SPECIAL CLASSES OF ACCIDENTAL DEATHS, BRITISH COLUMBIA, 1938.

(Included also under the numbers of the International List above.)

A	Accidents in mines and quarries	M.	27									1	5	4	3	3	4	1	2	3	1							
B	Accidents caused by machines	M.	18		1						1	3	2	2		2	2	1	1	1	1				1			
	,,	F.	2							1				1														
C	Railway accidents	M.	24								1	4	1	3	3	5		3	2		1		1					
	,,	F.	1								1																		
D	Street-car accidents	M.	7					1					1						1	1		2	1					
	,,	F.	1														1												
E	Automobile and motor-cycle accidents	M.	88				1	5	2	6	11	4	9	7	5	5	10	6	7	2	4	1	3						
	,,	F.	22		1		1	1	1	1	2		1	1	2	1	1	3	4	2									
F	Other land transportation	M.	7				1		1	1		1	2							1									
	,,	F.	1																			1							
G	Water transportation	M.	29						1	1	2	3	1	3	5	4	5	1	1	2									
	,,	F.	2										1			1													
H	Air transportation	M.	7									1	1	1		1			1	1									1
	,,	F.	1															1											

TABLE 25.—CAUSES OF DEATH FOR EACH SEX BY CONJUGAL CONDITION, NATIVITY, AND MONTH OF DEATH, BRITISH COLUMBIA, 1938.

Int. List No.	CAUSES OF DEATH.		TOTAL.	CONJUGAL CONDITION.													NATIVITY.					MONTHS.												
				Single.						Married.						Widowed.	Not stated.			Foreign.															
				Under 15 Yrs.	15–24 Yrs.	25–44 Yrs.	45–64 Yrs.	65 Yrs. and over.	Age not stated.	15–24 Yrs.	25–44 Yrs.	45–64 Yrs.	65 Yrs. and over.	Age not stated.				Canada.	British.	United States.	Other.	Not stated.	January.	February.	March.	April.	May.	June.	July.	August.	September.	October.	November.	December.
	Deaths, all causes	Total	7460	931	295	269	379	473	1	49	462	1552	1404	2	1579	64	3455	2560	409	983	53	679	577	642	613	639	588	540	595	584	621	631	751
	,,	M.	4703	531	197	205	333	384	1	7	235	1014	1029	2	701	64	2071	1545	246	790	51	433	349	413	380	403	385	339	375	371	381	400	474
	,,	F.	2757	400	98	64	46	89		42	227	538	375		878		1384	1015	163	193	2	246	228	229	233	236	203	201	220	213	240	231	277
	Class I. Infectious and parasitic diseases	Total	793	192	108	67	40	12		25	108	120	43		75	3	514	123	26	126	4	83	75	88	65	68	71	52	52	53	62	50	74
	Ditto	M.	452	97	50	45	36	11		2	54	86	30		38	3	245	83	14	107	3	49	44	52	37	33	41	29	30	27	40	25	45
	,,	F.	341	95	58	22	4	1		23	54	34	13		37		269	40	12	19	1	34	31	36	28	35	30	23	22	26	22	25	29
1	Typhoid fever	M.	7	3	1	1					1	1					5	1		1		2		1		1		1			2		
2	Paratyphoid fever	F.	1	1													1															1	
5	Undulant fever	F.	1									1					1																1
7	Measles	M.	7	6								1					6	1				3	2	1		1							
	,,	F.	4	3								1					4					1			1						1		1
8	Scarlet fever	M.	3	2								1					2		1						1							1	1
	,,	F.	1							1							1															1	
9	Whooping-cough	M.	12	12													12					1	1	3	2	1	1				2	1	
	,,	F.	19	19													19					1	3	2	1	1	4	1	1		2	2	1
10	Diphtheria	M.	1	1													1					1											
	,,	F.	3	3													3									1				1		1	
11	Influenza	M.	60	10	2	2	3	5		1	7	10	12		8		29	14	5	11	1	4	13	8	2	3	6	1	2	4	4	3	10
		F.	51	8	1	3	1			3	5	6	5		19		33	10	4	4		8	6	6	4	5		3	2	1	3	4	9
	(a.) Sole cause	M.	4	2									2				3	1								1	1			1			1
		F.	5	1						1	2		1				5						1		1	1		1			1		
	(b.) With bronchitis	F.	1												1					1			1										
	(c.) With pneumonia	M.	34	4	2		2	4			4	6	5		7		16	8	3	6	1	2	12	5	1	2	2	1	2	1	2	1	3
		F.	26	2	1	2	1			1	1	4	2		12		16	7	2	1		6	1	3	2	2		1	1		2	2	6
	(d.) With other diseases of the respiratory system	M.	4			1						1	1		1		1	1		2			1	1							1	1
	Ditto	F.	2										1		1		1	1						1								1	
	(e.) With intestinal complications	M.	5	1						1		1	2				3	1		1									2	1		2
		F.	7	4								1			2		6	1				1		1	1			1	1			2
	(f.) With other causes	M.	13	3		1	1	1			3	2	2				6	3	2	2		2		2	1		3				1	1	3
	,,	F.	10	1		1				1	2	1	1		3		5	1	2	2		1	3	1		2		1			1		1
13	Dysentery	M.	3	1									1		1		3					1	1							1			
	,,	F.	2	2													2						1							1			
15	Erysipelas	M.	6	1		1		1					2		1		3	3				1	1		2	1	1						
	,,	F.	3					1				1	1				1	2						1		1				1			
16	Poliomyelitis and polioencephalitis (acute)	M.	2	1							1						2										1				1		
	Ditto	F.	2	2													2							1					1				
17	Lethargic or epidemic encephalitis	M.	2		1							1						1	1							1					1		
	,,	F.	2				1			1							1		1				1				1						
18	Epidemic cerebrospinal meningitis	M.	3	2		1											2	1					1		1		1						

22	Tetanus	M.	1									1								1									1				
23–	Tuberculosis	M.	307	56	45	40	26	5		1	38	58	12		24	2	171	50	7	77	2	32	21	37	27	22	30	22	22	20	29	16	29	
32	,,	F.	228	50	56	18	1			17	46	19	5		16		184	23	6	14	1	23	18	22	18	21	25	18	17	20	15	16	15	
23	Tuberculosis of the respiratory system	M.	256	37	37	35	24	4		1	32	53	11		21	1	133	46	7	69	1	26	18	31	25	18	25	17	18	15	26	14	23	
	Ditto	F.	197	35	49	16	1			16	42	19	5		14		156	21	5	14	1	20	17	18	17	18	21	15	15	18	12	14	12	
24	Tuberculous of the meninges and central nervous system	M.	19	13	3						2					1	15	1		2	1	2	2	4	1	1	1	2	1	3	1		1	
	Ditto	F.	16	13	2						1						15	1				2	1	3	1	1	3	1	1			1	2	
25	Tuberculosis of the intestines and peritoneum	M.	6		3						1	2					5			1					1		2			2		1	
	Ditto	F.	8	1	3	2				1	1						8									2		1	1	2	1		1	
26	Tuberculosis of the vertebral column	M.	6	2			1				1		1		1		3	1		2				1			1	1	1	1		1		
	,,	F.	1												1		1													1				
27	Tuberculosis of the bones and joints (vertebral column excepted)	M.	1												1		1					1											
	Ditto	F.	1								1							1													1		
	(a.) Of bones	M.	1												1		1					1											
	(b.) Of joints	F.	1								1							1													1		
28	Tuberculosis of the skin and subcutaneous cellular tissue	M.	1			1											1										1						
29	Tuberculosis of the lymphatic system (bronchial, mesenteric, and retro-peritoneal glands excepted)	M.	1	1													1														1		
30	Tuberculosis of the genito-urinary system	M.	4			1		1			1	1					4									1		1	1				1
	Ditto	F.	1		1												1							1									
31	Tuberculosis of other organs	M.	1									1						1				1											
	,,	F.	2		1										1		2										1	1					
32	Disseminated tuberculosis	M.	12	3	2	3	1			1	1				1		8	1		3		2	1	1		2	1		1	1			3	
	,,	F.	2	1						1							1		1			1								1			
	(a. Acute	M.	1	1													1									1							
	,,	F.	1							1							1													1			
	(b.) Chronic	M.	3		1	2											3						1				1		1				
	(c.) Not specified	M.	8	2	1	1	1			1	1				1		4	1		3		2		1		1				1			3
	,,	F.	1	1															1			1											
34	Syphilis	M.	32		1		7				7	12	1		3	1	7	9		16		3	4	2	2	4		2	6	2	2	2	3	
	,,	F.	16	3	1		1				2	6	2		1		9	5	1	1		1	1	3	3	2	1	1	1	1	1		1	
35	Gonococcus infection and other venereal diseases	F.	2								1				1		2								1								1
36	Purulent infection, septicæmia (non-puerperal)	M.	1									1								1							1						
	Ditto	F.	3	2						1							3							1		2							
38	Malaria	M.	1										1					1															
41	Hydatid cysts	M.	1												1			1										1					
	(a.) Of the liver	M.	1												1			1										1					
43	Mycoses	M.	1										1					1															1
44	Other infectious or parasitic diseases	M.	2	2													2					1											1
	,,	F.	3	2		1											3						1			1				1			
	(a.) Chicken-pox	M.	1	1													1																1
	(c.) Others under this title	M.	1	1													3					1											
	,,	F.	3	2		1											3						1			1				1			
	Class II. Cancer and other tumours Total		1060	4	5	15	79	61		2	57	339	247		244	7	342	501	65	146	6	92	74	80	86	80	77	79	101	80	104	92	115	
	,,	M.	599	1	3	10	57	45			21	174	172		109	7	188	256	40	109	6	54	31	46	43	43	50	45	54	49	62	56	66	
	,,	F.	461	3	2	5	22	16		2	36	165	75		135		154	245	25	37		38	43	34	43	37	27	34	47	31	42	36	49	
45–	Cancer and other malignant tumours	M.	562	1	3	9	54	41			20	168	159		102	5	174	241	37	106	4	50	31	42	42	38	47	42	53	44	59	53	61	
53	,,	F.	425	2	2	4	20	15		1	31	153	72		125		137	233	22	33		36	38	31	39	33	23	32	45	28	41	33	46	

TABLE 25.—CAUSES OF DEATH FOR EACH SEX BY CONJUGAL CONDITION, NATIVITY, AND MONTH OF DEATH, BRITISH COLUMBIA, 1938—*Continued.*

Int. List No.	CAUSES OF DEATH.	TOTAL.	CONJUGAL CONDITION.													NATIVITY.					MONTHS.											
			Under 15 Yrs.	Single.					Married.					Widowed.	Not stated.	Canada.	British.	Foreign.		Not stated.	January.	February.	March.	April.	May.	June.	July.	August.	September.	October.	November.	December.
				15–24 Yrs.	25–44 Yrs.	45–64 Yrs.	65 Yrs. and over.	Age not stated.	15–24 Yrs.	25–44 Yrs.	45–64 Yrs.	65 Yrs. and over.	Age not stated.					United States.	Other.														
	Cancer and other malignant tumours—*Continued.*																															
45	Cancer of the buccal cavity and pharynx M.	22				3	1				4	8		5	1	8	11	1		2	3		1	1	3	1	1	2	4	2	1	3
	Ditto F.	5								1	2	1		1		1	4						1		1				1	1		1
46	Cancer of the digestive tract and peritoneum M.	329			3	33	23			7	100	99		61	3	96	142	18	72	1	22	19	26	26	20	25	24	34	24	42	27	40
	Ditto F.	150		1		1	6			7	43	31		61		47	85	6	12		16	11	14	10	12	9	11	14	11	16	12	14
	(a.) Of the œsophagus M.	25				2	5				7	5		6		7	14	2	2		2	2	1	2	1			3	1	4	5	4
	,, F.	6					1				4			1		3	3				2	1			1			1	1			
	(b.) Of the stomach and duodenum M.	125			1	15	6			3	39	31		30		34	53	3	34	1	9	7	10	12	7	13	8	11	8	14	9	17
	,, F.	44					3			3	6	11		21		12	23		9		7	3	3	2	3	2	2	2	5	8	5	2
	(c.) Of the rectum M.	46			1	3	3			1	13	17		6	2	15	20	3	8		3	3	3	3	4	3	4	7	3	9	1	3
	,, F.	14									6	4		4		4	10				1	2	1	1	1		2	3	1	1		1
	(d.) Of the liver and biliary ducts M.	20				3	1			1	7	5		3		5	5		10		2	2	2		2	4		2	2			4
	,, F.	24					1			1	11	2		9		8	13	2	1		3	2	1	4	1		2	3		1	4	3
	(e.) Of the pancreas M.	42				4	4			2	13	12		7		12	18	4	8		1	4	3	1	4		3	7	5	4	4	6
	,, F.	15								2	6	2		5		2	11	1	1			2	4	1	1	2	1	1			1	2
	(f.) Of the peritoneum F.	2									1			1		1	1				1									1		
	(g.) Of other organs M.	71			1	6	4				21	29		9	1	23	32	6	10		5	1	7	8	2	5	9	4	5	11	8	6
	,, F.	45		1		1	1			1	9	12		20		17	24	3	1		2	1	5	2	6	4	4	4	4	5	2	6
47	Cancer of the respiratory organs M.	52				8	3			5	27	5		4		12	24	3	13		6	2	5	4	5	5	2	6	2	6	7	2
	,, F.	18		1	1	3			1	1	4	2		5		9	8	1			2	2		2				4	1	3	2	2
	(a.) Of the larynx M.	8				1	1				3	1		2		2	3		3		2		1	1		1		1			2	
	(b.) Of the lung M.	35				6	2			5	17	3		2		8	16	3	8		4	2	4	1	4	3	1	5	2	4	3	2
	,, F.	11		1	1	1			1	1	2	2		2		5	5	1			2	2		1				3		1	1	1
	(c.) Of the mediastinum F.	1												1			1							1								
	(d.) Of other organs of the respiratory system M.	9				1					7	1				2	5		2					2	1	1	1			2	2	
	Ditto F.	6				2					2			2		4	2											1	1	2	1	1
48	Cancer of the uterus F.	60			1	2	2			8	25	10		12		18	31	4	7		6	7	4	4	6	6	4	3	4	5	4	7
	(a.) Of the uterus F.	31				2	1			1	10	9		8		10	16	3	2		3	3	3	2	3	4	1	3	1	2	4	2
	(b.) Of the cervix uteri F.	29			1		1			7	15	1		4		8	15	1	5		3	4	1	2	3	2	3		3	3		5
49	Cancer of other female genital organs F.	48			1	5	1			1	24	8		8		17	27	2	2		2	3	2	1	5	3	7	6	1	7	3	8
50	Cancer of the breast F.	106			1	8	3			11	37	16		30		28	61	7	10		7	11	8	18	5	3	8	14	8	6	8	10
51	Cancer of the male genito-urinary organs M.	94		1	2	6	11			2	22	34		16		32	45	8	9		17	7	5	4	6	12	11	4	5	6	10	7
	(a.) Of the bladder M.	26				2	2			1	7	10		4		8	15	1	2		3	5		1	2	4	4	1	2	3		1
	(b.) Of the kidney M.	15			1	3	1			1	4	2		3		9	3	1	2		4	1		1		4		1	1		2	1
	(c.) Of the prostate gland M.	48				1	7				10	22		8		14	25	5	4		10		5	2	3	4	6	1	2	3	7	5
	(d.) Of the testicles and annexa M.	4		1	1		1							1		1	1	1	1			1			1			1			1	
	(e.) Of other male genito-urinary organs M.	1									1						1										1					
52	Cancer of the skin M.	11			1		1				2	3		3	1	3	2	1	4	1				2	2	1	1	1	1		1	2
	,, F.	4									1			3		1	2		1			1	1								2	

53	Cancer of other unspecified organs	M.	54	1	2	3	4	2			6	13	10		13		23	17	6	8		2	3	5	5	2	3	3	6	8	3	7	7
	,,	F.	34	2			1	3			2	17	4		5		16	15	2	1		3	3	1	4	4	2	2	4	2	3	2	4
	(a.) Of the eye and orbit	M.	4									1	1		2		1	3									1			2			1
	(b.) Of the circulatory system	M.	1				1											1				1											
	(c.) Of the glandular system	M.	12			1	1	1			1	2	2		4		4	3	2	3			1			2			2	1	2	1	3
	,,	F.	5				1					3			1		2	2		1			1		2	1					1		
	(d.) Of the female urinary organs	F.	11					2			1	5	1		2		5	5	1			2	1	1		2		2	1	1		1	
	(e.) Of the bones and joints	M.	12		2						2	4	3		1		6	3		3			1	3	1		1			2		2	2
	,,	F.	7	1							1	3	1		1		4	3											1		1	1	4
	(f.) Of the brain	M.	11	1		1	1				3	3	1		1		5	4	2					1	2		1	3	1	1	1	1	
	,,	F.	4	1				1				2					2	1	1			1	1						1		1		
	(g.) Of the spine and spinal cord	M.	2									1			1		2												1			1	
	,,	F.	1										1				1									1							
	(h.) Of the neck	M.	3			1									2		2	1											2	1			
	(i.) Of the abdomen	M.	2					1				1							1	1		1			1								
	,,	F.	2									1			1			2							1		1						
	(j.) Of other specified organs	M.	5				1						2		2		2	2		1			1	1	1							2	
	(k.) Multiple cancer	M.	1									1					1													1			
	,,	F.	2									1	1					2							1					1			
	(m.) Of unspecified or unknown location	M.	1										1						1														1
	Ditto	F.	2									2					2										1		1				
54	Non-malignant tumours	M.	34			1	2	4			1	5	12		7	2	13	13	3	3	2	3		4	1	5	3	3	1	5	3	2	4
	,,	F.	31	1			1	1		1	5	12	1		9		13	11	3	4		1	5	3	4	3	4	2	2	2	1	2	2
	(a.) Of the ovary	F.	6								2	2			2		2	2		2		1	1					1	1		1		1
	(b.) Of the uterus	F.	4				1				2				1		1	3					1	1		1						1	
	(d.) Of the brain	M.	1									1					1												1				
	,,	F.	7	1						1		3			2		4	1	1	1			2		2				1	1			1
	(e.) Of the thyroid gland	M.	3					1			1		1				2	1						2							1		
	,,	F.	8									4	1		3		3	3	2					2	1	2	1	1		1			
	(f.) Of the prostate gland	M.	23				1	3				3	8		7	1	8	8	3	3	1	2		2		4	2	2		4	1	2	4
	(g.) Of other or unspecified sites	M.	7			1	1					1	3			1	2	4			1	1			1	1	1	1		1	1		
	,,	F.	6					1			1	3			1		3	2		1			1		1		3					1	
55	Tumours, nature not specified	M.	3				1					1	1				1	2				1										1	1
	,,	F.	5			1	1						2		1		4	1				1				1				1		1	1
	(d.) Of the brain	M.	3				1					1	1				1	2				1										1	1
	,,	F.	3			1	1								1		2	1				1				1				1			1
	(g.) Of other or unspecified sites	F.	2										2				2					1										1	
	Class III. Rheumatic diseases, diseases of nutrition and of the endocrine glands and other general diseases	Total	196	45	10	3	1	12			6	50	25		44		111	55	14	16		17	18	23	16	14	18	12	17	17	16	16	12
	Ditto	M.	89	23	5	3	1	8			2	20	16		11		51	21	8	9		11	6	13	9	9	6	4	7	8	5	7	4
	,,	F.	107	22	5			4			4	30	9		33		60	34	6	7		6	12	10	7	5	12	8	10	9	11	9	8
56	Acute rheumatic fever	M.	13	6	2						1	2	1		1		11	2				1	2	5			2			1		1	1
	,,	F.	14	6	2						2	3			1		11	3				3		1	2		3		1		1	2	1
57	Chronic rheumatism, osteoarthritis	M.	3		1										2		2	1								1	1			1			
	,,	F.	5					1				1	1		2		4	1					1	1				1		1			1
58	Gout	M.	1										1					1														1	
59	Diabetes mellitus	M.	40		1	1	1	5			1	14	12		5		15	11	6	8		5	4	3	6	5	2	2	4	1	1	5	2
	,,	F.	51	1	2			2				15	7		24		23	20	2	6			7	5	2	3	6	3	5	5	8	4	3
62	Pellagra	M.	1												1			1											1				
63	Rickets	M.	2	1	1												2							1					1				
	,,	F.	1	1													1																1
66	Diseases of the thyroid and parathyroid glands	M.	3	1		1							1				2		1								1	1	1				
	Ditto	F.	18	1	1						2	8			6		6	9	2	1		1	2	1	2	2	1	1	2	2	1	1	2
	(a.) Simple goitre	F.	1									1					1												1				
	(b.) Exophthalmic goitre	M.	2			1							1				1		1								1		1				
	,,	F.	13		1						2	6			4		3	7	2	1		1	1	1	1	1	1		1	2	1	1	2

TABLE 25.—CAUSES OF DEATH FOR EACH SEX BY CONJUGAL CONDITION, NATIVITY, AND MONTH OF DEATH, BRITISH COLUMBIA, 1938—*Continued.*

Int. List No.	CAUSES OF DEATH.		TOTAL.	CONJUGAL CONDITION.													NATIVITY.					MONTHS.											
				Single.						Married.										Foreign.														
				Under 15 Yrs.	15–24 Yrs.	25–44 Yrs.	45–64 Yrs.	65 Yrs. and over.	Age not stated.	15–24 Yrs.	25–44 Yrs.	45–64 Yrs.	65 Yrs. and over.	Age not stated.	Widowed.	Not stated.	Canada.	British.	United States.	Other.	Not stated.	January.	February.	March.	April.	May.	June.	July.	August.	September.	October.	November.	December.
	Diseases of the thyroid and parathyroid glands—*Continued.*																															
	(c.) Myxœdema, cretinism	F.	3	1											2		2	1				1		1			1					
	(d.) Tetany	M.	1	1													1										1					
	(e.) Others under this title	F.	1									1						1							1							
67	Diseases of the thymus gland	M.	15	15													15					4		2	2	1		1		2	2		1
	,,	F.	13	13													12		1			2	2	2	1		1	1	2		1	1	
68	Diseases of the adrenals (Addison's disease)	M.	1										1					1				1										
	Ditto	F.	1									1						1													1	
69	Other general diseases	M.	10			1		3				4			2		4	4	1	1				2	1	2			3	2		
	,,	F.	4					1				2	1				3		1							1	2		1			
	(a.) Fatty or amyloid degeneration	M.	8					3				4			1		2	4	1	1				2	1	2			2	1		
	,,	F.	4					1				2	1				3		1								1	2		1		
	(c.) Others under this title	M.	2			1									1		2													1	1	
	Class IV. Diseases of the blood and blood-forming organs	Total	67	5	4	3	3	4			5	15	16		11	1	26	24	8	9		8	2	8	4	2	4	5	7	3	9	9	6
	Ditto	M.	40	3	3	2	3	3			2	9	10		4	1	16	13	3	8		6	1	2	1	2	3	4	6	1	4	7	3
	,,	F.	27	2	1	1		1			3	6	6		7		10	11	5	1		2	1	6	3		1	1	1	2	5	2	3
70	Hæmorrhagic conditions	M.	1									1								1										1			
	,,	F.	1	1													1					1										
	(a.) Simple purpura	M.	1									1								1										1			
	,,	F.	1	1													1					1										
71	Anæmia	M.	17				1	2				4	7		2	1	8	6	2	1		2		1	1			3	3			5	2
	,,	F.	8									2	2		4		2	4	2				1	1			1			3	1	1
	(a.) Pernicious anæmia	M.	16				1	2				4	7		1	1	7	6	2	1		2			1			3	3			5	2
	,,	F.	8									2	2		4		2	4	2				1	1			1			3	1	1
	(b.) Others under this title	M.	1												1		1								1								
72	Leukæmia and aleukæmia	M.	19	3	2	1	2	1			2	4	3		1		7	6	1	5		4	1			1	3	1	3		3	2	1
	,,	F.	14	1	1	1		1			2	3	3		2		5	6	3			1		2	2			1	1	2	2	1	2
	(a.) Leukæmia	M.	11	3	1	1	1				1	3	1				5	3		3		1				1	1	1	2		2	2	1
	,,	F.	10	1		1		1			2	3	1		1		4	4	2			1		2				1	1		2	1	2
	(b.) Aleukæmia (Hodgkin's disease)	M.	8		1		1	1			1	1	2		1		2	3	1	2		3	1				2		1		1		
	,,	F.	4		1								2		1		1	2	1						2					2			
73	Diseases of the spleen	M.	2			1									1			1		1						1					1		
	,,	F.	3								1	1	1				2			1				3									
74	Other diseases of the blood and blood-forming organs	M.	1		1												1							1									
	Ditto	F.	1												1			1							1								
	Class V. Chronic poisonings and intoxications	Total	26			2	5	1			3	9	1		5		6	13	1	6		1	4	2	1	2		1	3	1	4	2	5
	Ditto	M.	22			1	5	1			2	8	1		4		4	11	1	6		1	4	2	1	1		1	2	1	4	2	3
	,,	F.	4			1					1	1			1		2	2								1			1				2

75	Alcoholism M.	20			1	5	1			2	6	1		4		4	10	1	5		1	3	2	1	1		1	2	1	4	1	3
	,, F.	4			1					1	1			1		2	2								1			1				2
	(a.) Delirium tremens M.	5				1	1				2			1		3			2		1	1			1					2		
	(b.) Other alcoholic intoxications M.	15			1	4				2	4	1		3		1	10	1	3			2	2	1			1	2	1	2	1	3
	,, F.	4			1					1	1			1		2	2								1			1				2
76	Chronic poisoning, by other organic substances M.	1									1								1			1										
	(a.) Chronic morphinism M.	1									1								1			1										
77	Chronic poisoning by mineral substances M.	1									1						1														1	
	(a.) Lead (including occupational) M.	1									1						1														1	
	Class VI. Diseases of the nervous system and of the *organs of special sense* Total	311	21	17	17	24	19		1	21	65	55	1	67	3	144	104	16	44	3	24	20	23	28	19	25	27	25	31	25	32	32
	Ditto M.	184	14	12	12	22	17			9	33	36	1	25	3	85	59	10	27	3	13	10	13	18	14	17	18	15	18	13	18	17
	,, F.	127	7	5	5	2	2		1	12	32	19		42		59	45	6	17		11	10	10	10	5	8	9	10	13	12	14	15
78	Encephalitis (non-epidemic) M.	2			1	1										1			1					2								
79	Simple meningitis M.	8	5							1	1	1				7			1		1	1			1	1					3	1
	,, F.	5	1							2		1		1		5						1	1		1			1				1
80	Progressive locomotor ataxia (tabes dorsalis) M.	3									2			1			2	1							1		1					1
	Ditto F.	1												1		1											1					
81	Other diseases of the spinal cord M.	8	1			1					2	3		1		3	4		1		1	1		2	2		1	1				
	,, F.	16		2						1	6	2		5		6	9		1		3	2	2	2					2	1	2	2
82	Cerebral hæmorrhage, cerebral embolism and thrombosis M.	67	2			7	11			3	9	21		12	2	25	28	4	8	2	10	6	4	3	6	7	5	6	6	8	3	3
	Ditto F.	51				1	1			4	9	11		25		18	20	5	8		4	2	2	4	3	5	1	4	6	6	7	7
	(a.) Cerebral hæmorrhage M.	47				5	10			2	6	12		10	2	20	17	3	5	2	6	5	2	2	5	6	1	6	3	7	2	2
	,, F.	43				1	1			4	7	10		20		15	18	4	6		4	1	1	4	3	4	1	4	4	5	5	7
	(b.) Cerebral embolism and thrombosis M.	14				2	1			1	3	6		1		3	7	1	3		2	1	1		1	1	3		2	1	1	1
	Ditto F.	3												3		1	2						1							1	1	
	(c.) Softening of the brain M.	1										1					1												1			
	(d.) Hemiplegia and other paralysis, cause not specified M.	5	2									2		1		2	3				2		1	1			1					
	Ditto F.	5									2	1		2		2		1	2			1				1			2		1	
83	General paralysis of the insane M.	15			1	5	2			1	6					7	2		6				2	2			1	3	4	1	1	1
	,, F.	1									1						1								1							
84	Dementia præcox and other psychoses M.	24		2	4	5	3			1	3	3		2	1	9	5	2	7	1	1		3	5			4	1	1	2	5	2
	,, F.	29		2	4	1	1			3	12	1		5		14	10		5		4		2	3		2	6	4	2	1	2	3
	(a.) Dementia præcox M.	22		2	4	5	3			1	2	2		2	1	9	4	2	6	1	1		3	5			3	1	1	2	4	2
	,, F.	18		2	3	1				2	8	1		1		10	5		3		3		1	1		2	4	3	1		1	2
	(b.) Other psychoses M.	2									1	1					1		1								1				1	
	,, F.	11			1		1			1	4			4		4	5		2		1		1	2			2	1	1	1	1	1
85	Epilepsy M.	11	1	4	2					2	1			1		9	1	1					2		1	2		1	3	1	1	
	,, F.	5	2	1						1	1					4	1									1			2	1	1	
86	Convulsions (under 5 years of age) M.	2	2													2											1		1			
87	Other diseases of the nervous system M.	32		3	3	3	1			1	6	6	1	8		16	13	2	1			2	2	2	2	5	4	2	2	1	3	7
	,, F.	15	2		1					1	2	4		5		7	4	1	3			4	3	1			1	1	1	3		1
	(b.) Neuralgia and neuritis M.	1					1									1							1									
	,, F.	1												1		1								1								
	(c.) Paralysis agitans M.	17				2					4	5	1	5		5	10	1	1			2		1	2	2	1		1	1	2	5
	,, F.	5								1		2		2		1	2		2			1					1	1		2		
	(d.) Sclerosis (other than of the spinal cord) M.	9		1	1	1				1	2	1		2		6	3							1		3	1	1	1			2
	Ditto F.	4									1	2		1		2	2					2	2									
	(e.) Others under this title M.	5		2	2									1		4		1					1				2	1			1	
	,, F.	5	2		1						1			1		3		1	1			1	1						1	1		1

TABLE 25.—CAUSES OF DEATH FOR EACH SEX BY CONJUGAL CONDITION, NATIVITY, AND MONTH OF DEATH, BRITISH COLUMBIA, 1938—*Continued.*

Int. List No.	CAUSES OF DEATH.	TOTAL.	CONJUGAL CONDITION.													NATIVITY.					MONTHS.											
			Under 15 Yrs.	Single.					Married.						Widowed.	Not stated.	Canada.	British.	Foreign.		Not stated.	January.	February.	March.	April.	May.	June.	July.	August.	September.	October.	November.	December.
				15–24 Yrs.	25–44 Yrs.	45–64 Yrs.	65 Yrs. and over.	Age not stated.	15–24 Yrs.	25–44 Yrs.	45–64 Yrs.	65 Yrs. and over.	Age not stated.						United States.	Other.													
88	Diseases of the organs of vision M.	1										1						1						1								
89	Diseases of the ear and mastoid process M.	11	3	3	1						3	1					6	3		2					1	1	2	1	1	1		2	2
	Ditto F.	4	2						1		1						4						1									2	1
	(a.) Otitis M.	4	1								2	1					2	2								1				1		1	
	,, F.	2	1						1								2															2	
	(b.) Diseases of the mastoid process M.	7	2	3	1						1						4	1		2					1		1	1	1			1	2
	,, F.	2	1								1						2						1										1
	Class VII. Diseases of the circulatory system Total	2133	8	7	21	107	210			33	474	599		652	22		770	922	151	283	7	202	161	203	186	192	168	124	175	163	158	176	225
	Ditto M.	1403	4	3	15	98	173			21	335	458		274	22		498	584	94	220	7	136	111	140	117	126	114	71	117	104	105	107	155
	,, F.	730	4	4	6	9	37			12	139	141		378			272	338	57	63		66	50	63	69	66	54	53	58	59	53	69	70
90–95	Diseases of the heart M.	917	4	2	12	80	98			18	257	272		158	16		314	384	68	145	6	104	74	84	76	78	82	46	67	61	68	73	104
	,, F.	433	4	4	4	6	24			10	89	81		211			152	215	32	34		46	25	40	37	35	35	33	37	37	30	36	42
90	Pericarditis M.	3				1					1			1				1	1	1			1					1	1				
	,, F.	1		1													1														1	
91	Acute endocarditis M.	6				1	1					3		1			2	2	1	1		1	1		1	1			1				1
	,, F.	6		2	1	1				1	1						4	2				1		2			1		1		1	
	(a.) Endocarditis, specified as acute M.	6				1	1					3		1			2	2	1	1		1	1		1	1			1				1
	Ditto F.	5		2	1	1					1						4	1				1		1			1		1		1		
	(b.) Endocarditis, unspecified (under 45 years of age) F.	1								1								1						1									
92	Chronic endocarditis, valvular diseases M.	99	1		4	6	8			3	26	34		14	3		32	33	10	23	1	11	9	4	8	8	9	10	7	6	11	4	12
	Ditto F.	72	3		1	1	3			5	20	15		24			27	34	8	3		12	8	5	4	5	6	5	7	5	2	5	8
	(a.) Endocarditis specified as chronic and other valvular diseases M.	85	1		4	5	7			3	22	31		9	3		27	30	7	20	1	9	7	3	7	8	8	9	6	4	9	4	11
	Ditto F.	56	3		1	1	3			5	16	11		16			24	22	7	3		6	6	5	4	4	5	5	3	4	2	4	8
	(b.) Endocarditis, unspecified (45 years and over) M.	14				1	1				4	3		5			5	3	3	3		2	2	1	1		1	1	1	2	2		1
	Ditto F.	16									4	4		8			3	12	1			6	2			1	1		4	1		1	
93	Diseases of the myocardium M.	279	1		3	31	34			3	54	80		67	6		91	123	12	51	2	29	24	29	24	25	21	10	15	23	27	22	30
	,, F.	169					8			1	27	32		101			56	87	11	15		15	9	15	16	18	10	13	10	16	14	14	19
	(a.) Acute myocarditis M.	6				2	1				1	1		1			2	2	1	1			2			1					1		2
	,, F.	2												2				2				1											1
	(b.) Myocarditis, unspecified (under 45 years of age) M.	2			1					1							2						1							1			
	(c.) Chronic myocarditis and myocardial degeneration M.	153	1		2	18	19			2	29	46		33	3		60	55	8	29	1	22	15	15	12	14	10	6	8	12	14	11	14
	Ditto F.	88					4			1	16	19		48			31	46	3	8		8	4	7	11	11	5	7	4	10	10	4	7
	(d.) Myocarditis, unspecified (45 years and over) M.	118				11	14				24	33		33	3		27	66	3	21	1	7	6	14	12	10	11	4	7	10	12	11	14
		79					4				11	13		51			25	39	8	7		6	5	8	5	7	5	6	6	6	4	10	11

94	Diseases of the coronary arteries and angina pectoris M.	491			4	35	47			11	170	146		71	7	172	213	40	64	2	61	37	43	39	42	50	21	41	30	25	44	58
	Ditto F.	168		1	1	4	12			2	37	33		78		57	86	12	13		17	8	16	16	10	17	12	17	16	11	14	14
	(a.) Diseases of the coronary arteries M.	59			1	5	8			1	10	23		10	1	21	24	5	9		7	3	3	8	6	8		7	2	3	6	6
	Ditto F.	20					2			1	4	5		8		8	9	1	2		7	2	1	2	1			1	2	1	2	1
	(b.) Embolism and thrombosis of the coronary arteries M.	387			2	29	37			10	138	110		55	6	137	165	30	53	2	48	33	30	27	33	36	20	30	26	19	35	50
	Ditto F.	126		1	1	3	8			1	27	23		62		42	63	11	10		9	6	12	10	8	15	12	13	13	9	8	11
	(c.) Angina pectoris M.	45			1	1	2				22	13		6		14	24	5	2		6	1	10	4	3	6	1	4	2	3	3	2
	Ditto F.	22				1	2				6	5		8		7	14		1		1		3	4	1	2		3	1	1	4	2
95	Other diseases of the heart M.	39	2	2	1	6	8			1	6	9		4		17	12	4	5	1	2	2	8	4	2	2	4	2	2	5	3	3
	" F.	17	1		1		1			1	4	1		8		7	6	1	3		1		2	1	2	1	3	2		2	2	1
	(a.) Functional diseases of the heart M.	4					1				1	1		1		1	2		1				1	1	1		1					
	Ditto F.	1												1		1															1	
	(b.) Other and unspecified M.	35	2	2	1	6	7			1	5	8		3		16	10	4	4	1	2	2	7	3	1	2	3	2	2	5	3	3
	" F.	16	1		1		1			1	4	1		7		6	6	1	3		1		2	1	2	1	3	2		2	1	1
96	Aneurism (except of the heart) M.	21		1	1	1	5			1	6	3		2	1	6	9	1	4	1	1	3	2	3	2	2	2		2		3	1
	" F.	6									2	1		3		2	3	1				1	1					1	1	2		
97	Arteriosclerosis (of coronary arteries excepted) M.	380			2	11	59			1	52	155		97	3	140	165	18	57		28	26	44	34	35	27	20	39	36	27	23	41
	Ditto F.	203			1	3	11				24	45		119		84	86	14	19		12	17	15	24	17	13	12	11	15	19	28	20
98	Gangrene M.	7					2					4		1		5		2					1		1	1	1	1			2	
	" F.	4										1		3		1	3					1	1				1				1	
99	Other diseases of the arteries M.	5				2						1		2		3	2							1			1				1	2
	" F.	3									1			2			1	1	1			1							1	1		
100	Diseases of the veins (varices, hæmorrhoids, phlebitis, etc.) M.	7					2				3	1		1		3	4				1	1		1	1	1				2		
	Ditto F.	7			1						5			1		2	5				1	1		1	2	1	1					
101	Diseases of the lymphatic system (lymphangitis, etc.) M.	1									1					1							1									
102	Idiopathic abnormalities of blood-pressure M.	65				4	7			1	16	22		13	2	26	20	5	14		2	7	8	2	9	1	1	10	5	8	5	7
	Ditto F.	73					2			2	18	13		38		31	25	9	8		7	4	6	7	12	5	5	9	5	1	4	8
103	Other diseases of the circulatory system F.	1												1					1								1					
	Class VIII. Diseases of the respiratory system Total	555	136	15	11	26	24		2	38	98	89	1	112	3	299	158	26	70	2	50	50	53	43	47	33	37	36	41	38	52	75
	Ditto M.	344	80	12	8	23	18			13	70	68	1	48	3	173	100	10	59	2	31	29	35	28	29	18	23	23	25	18	34	51
	" F.	211	56	3	3	3	6		2	25	28	21		64		126	58	16	11		19	21	18	15	18	15	14	13	16	20	18	24
104	Diseases of the nasal fossæ and annexa M.	4		1	1						2					3	1							1				2				1
	Ditto F.	2	2													2															1	1
105	Diseases of the larynx M.	1	1													1						1										
	" F.	1	1													1					1											
	(b.) Other diseases of the larynx M.	1	1													1						1										
	" F.	1	1													1					1											
106	Bronchitis M.	14	4				1				4	3		2		7	5		2			1				2	1	2	1	1	2	4
	" F.	8	2			1					2	1		2		7	1					1	1		1	2		2		1		
	(a.) Acute M.	5	3				1							1		4	1					1				2		1				1
	" F.	3	1											2		3							1			1				1		
	(b.) Chronic M.	7									4	2		1		1	4		2								1	1	1	1	1	2
	" F.	4	1			1					1	1				3	1					1			1	1		1				
	(c.) Unspecified M.	2	1									1				2															1	1
	" F.	1									1					1												1				

TABLE 25.—CAUSES OF DEATH FOR EACH SEX BY CONJUGAL CONDITION, NATIVITY, AND MONTH OF DEATH, BRITISH COLUMBIA, 1938—*Continued.*

Int. List No.	CAUSES OF DEATH.		TOTAL.	CONJUGAL CONDITION.												NATIVITY.					MONTHS.											
				Single.						Married.																							
				Under 15 Yrs.	15–24 Yrs.	25–44 Yrs.	45–64 Yrs.	65 Yrs. and over.	Age not stated.	15–24 Yrs.	25–44 Yrs.	45–64 Yrs.	65 Yrs. and over.	Age not stated.	Widowed.	Not stated.	Canada.	British.	Foreign. United States.	Foreign. Other.	Not stated.	January.	February.	March.	April.	May.	June.	July.	August.	September.	October.	November.	December.
107	Bronchopneumonia	M.	127	36	3		4	7			3	19	31	1	22	1	64	39	3	21		8	15	13	13	9	8	11	6	11	9	11	13
	,,	F.	96	30	1	1	2	4			8	9	8		33		59	28	5	4		11	9	6	7	7	6	10	4	7	10	10	9
	(a.) Bronchopneumonia	M.	127	36	3		4	7			3	19	31	1	22	1	64	39	3	21		8	15	13	13	9	8	11	6	11	9	11	13
	,,	F.	96	30	1	1	2	4			8	9	8		33		59	28	5	4		11	9	6	7	7	6	10	4	7	10	10	9
108	Lobar pneumonia	M.	112	12	4	6	11	6			8	28	21		15	1	51	30	6	23	2	16	6	15	11	10	4	4	8	4	4	12	18
	,,	F.	50	8	1			2		1	12	9	4		13		24	16	7	3		5	7	4	4	5	6	2	6		2	3	6
109	Pneumonia, unspecified	M.	43	20	1		4	2			1	5	6		3	1	31	7		5		2	4	5	2	7	1			5	2	5	10
	,,	F.	24	11		1				1		3	3		5		20	2	1	1		1	2	2	3	3	1		1	3	2		6
110	Pleurisy	M.	8	3	2							2	1				5	3							1	1	1	1	2		1		1
	,,	F.	4			1					2	1					3	1										1		1	1		1
111	Congestion and hæmorrhagic infarct of the lung, etc.	M.	7	2	1							1			3		3	3		1		1				2		1			1	2
	Ditto	F.	5	1									1		3		3	1	1				1			1			2		1	
	(a.) Pulmonary embolism and thrombosis	M.	2		1										1		1	1				1					1					
	(b.) Others under this title	M.	5	2								1			2		2	2		1						2					1	2
	,,	F.	5	1									1		3		3	1	1				1			1			2		1	
112	Asthma	M.	18			1	2	2				6	5		2		2	10	1	5		1	2	1			2	3	1	4		3	1
	,,	F.	19		1						3	4	4		7		5	9	2	3		1	1	4	1	1		1		3	4	3	
114	Other diseases of the respiratory system (tuberculosis excepted)	M.	10	2			2				1	3	1		1		6	2		2		3		1			2	2		1		1
	Ditto	F.	2	1											1		2							1								1
	(a.) Chronic interstitial pneumonia, including occupational diseases of the respiratory system	M.	5				1				1	2	1				1	2		2		1		1			1	1		1		
	(b.) Gangrene of the lung	M.	1									1					1															1
	(c.) Others under this title	M.	4	2			1								1		4					2					1	1				
	,,	F.	2	1											1		2							1								1
	Class IX. Diseases of the digestive system	Total	467	79	24	19	24	20		6	29	119	74		70	3	218	176	18	48	7	36	31	25	32	40	47	45	38	51	37	41	44
	Ditto	M.	299	41	17	16	23	18		1	16	81	50		33	3	133	107	10	42	7	24	21	16	21	25	30	31	24	38	15	24	30
	,,	F.	168	38	7	3	1	2		5	13	38	24		37		85	69	8	6		12	10	9	11	15	17	14	14	13	22	17	14
115	Diseases of the buccal cavity and annexa, and of the pharynx and tonsils (including adenoid vegetations)	M.	13	4	2	1	1	1			3				1		10		1	2		2	1	4		1	2	1		1			1
	Ditto	F.	10	3	4					2			1				8	1	1								1	2	2	1	2	1	1
	(a.) Diseases of the buccal cavity and annexa	M.	2			1									1		2							1			1						
	(b.) Diseases of the tonsils	M.	6	1	1		1				3						3		1	2		2		1			1	1					1
	,,	F.	8	3	4					1							7		1									2	1	1	2	1	1
	(c.) Others under this title	M.	5	3	1			1									5						1	2		1				1			
	,,	F.	2							1			1				1	1									1		1				
116	Diseases of the œsophagus	M.	2												2		1	1									1			1			
	,,	F.	2									1	1				1	1				1						1					

117	Ulcer of the stomach or duodenum M.	72			3	10	9			3	28	15		4		21	36	5	9	1	4	5	3	6	7	12	9	6	6	4	5	5
	,, F.	11					1				3	3		4		3	6		2		1		1	1		2		1		1	2	2
	(a.) Ulcer of the stomach M.	43			2	6	5			1	20	8		1		12	21	3	6	1	3	2	2	2	6	8	7	1	4	3	3	2
	,, F.	7									3	3		1			5		2		1		1			2		1		1		1
	(b.) Ulcer of the duodenum M.	29			1	4	4			2	8	7		3		9	15	2	3		1	3	1	4	1	4	2	5	2	1	2	3
	,, F.	4					1							3		3	1							1							2	1
118	Other diseases of the stomach M.	2								1	1						2								1					1		
119	Diarrhœa and enteritis (under 2 years of age) M.	16	16													16							1			2	1	3	6		2	1
	Ditto F.	19	19													19					1	3		1	3		1	3	2	3	1	1
120	Diarrhœa and enteritis (2 years and over) M.	13	3		1	2					4	2		1		5	6	1	1		3	1		1		3		1		1	2	1
	Ditto F.	14	1		1		1		2	2	4	1		2		9	3		2		2				3	4	1	1		2	1	
	(a.) Diarrhœa and enteritis M.	7	3			1					1	1		1		4	2	1			3	1				2						1
	,, F.	7	1						2		4					5	1		1						1	2	1	1		1	1	
	(b.) Ulceration of the intestines M.	6			1	1					3	1				1	4		1					1		1		1		1	2	
	,, F.	7			1		1			2		1		2		4	2		1		2				2	2				1		
121	Appendicitis M.	65	11	14	9	2	1		1	4	11	4		7	1	36	15	2	9	3	7	7	1	5	6	3	8	2	15	2	5	4
	,, F.	19	7	2	1				1	2	5	1				12	6	1			1	1		4	1	2	2	1	4		2	1
122	Hernia, intestinal obstruction M.	40	4			2	2			1	10	12		8	1	14	19		6	1	3	1	4	2	1	2	3	6	5	3	5	5
	,, F.	32	5							2	8	7		10		14	17	1			3	3	3	2	4	3	3	1	1	5	3	1
	(a.) Hernia M.	13	1				2				3	4		3		4	6		2	1			1	1	1		1	3	2		1	3
	,, F.	13	1								3	4		5		5	8				2	1	2			1	2		1	2	1	1
	(b.) Intestinal obstruction M.	27	3			2				1	7	8		5	1	10	13		4		3	1	3	1		2	2	3	3	3	4	2
	,, F.	19	4							2	5	3		5		9	9	1			1	2	1	2	4	2	1	1		3	2	
123	Other diseases of the intestines M.	5				2				1		1		1		5									1			1	1			2
	,, F.	2								1	1					1	1							1				1				
124	Cirrhosis of the liver M.	32			1	4	2				10	8		7		8	15		8	1	2	3	1	3	6		4	2	1		3	7
	,, F.	13	1		1	1				2	3	1		4		2	8	2	1		2	1		1	1			1	2		2	3
	(a.) Specified as alcoholic M.	5				2	1					2				1	3		1		1			1	1							2
	,, F.	4			1					1	1			1			3	1			1				1							2
	(b.) Not specified as alcoholic M.	27			1	2	1				10	6		7		7	12		7	1	1	3	1	2	5		4	2	1		3	5
	,, F.	9	1			1				1	2	1		3		2	5	1	1		1	1		1				1	2		2	1
125	Other diseases of the liver M.	6	1		1		1			2	1					3	2		1							2	1		1	1		1
	,, F.	3								1				2		1	1	1									1				1	1
	(a.) Yellow atrophy of the liver M.	1									1						1										1					
	,, F.	1								1								1									1					
	(b.) Others under this title M.	5	1		1		1			2						3	1		1							2			1	1		1
	,, F.	2												2		1	1														1	1
126	Biliary calculi M.	14									9	5				4	5	1	4		1	1	1	3	1		3	3				1
	,, F.	20								1	9	2		8		5	12	2	1				3		1	2	1	2	2	6	1	2
127	Other diseases of the gall-bladder and biliary passages M.	10					1			1	4	3		1		3	5		2		1	1	1		1	2				1	2	1
	Ditto F.	14								1	4	5		4		4	10					1	2	1	2	2	1			1	3	1
128	Diseases of the pancreas M.	2									2					1	1					1								1		
	,, F.	4	1	1										2		3	1									1			1	1		1
129	Peritonitis, cause not specified M.	7	2	1			1				1			1	1	6				1	1			1		1	1		1	1		1
	,, F.	5	1							1		2		1		3	2				1	1					1	1		1		
	Class X. Diseases of the genito-urinary system Total	545	5	6	12	19	56		1	21	125	153		143	4	181	238	30	91	5	47	39	40	51	53	39	35	44	42	53	49	53
	Ditto M.	369	4	3	7	18	43			11	84	113		82	4	129	145	16	74	5	32	25	29	31	37	30	26	32	30	32	37	28
	,, F.	176	1	3	5	1	13		1	10	41	40		61		52	93	14	17		15	14	11	20	16	9	9	12	12	21	12	25
130	Acute nephritis (including unspecified, under 10 years of age) M.	7	2				1				2			2		4	1	1		1	1		1		1			2	1	1		
	Ditto F.	4								2	1			1		2	2								1	1					1	1
131	Chronic nephritis M.	165	1	3	3	11	19			6	42	43		34	3	64	54	7	37	3	19	12	14	15	19	11	7	11	15	14	16	12
	,, F.	113		3	4		11			5	22	28		40		35	59	8	11		8	9	8	10	13	3	4	10	8	12	5	23

TABLE 25.—CAUSES OF DEATH FOR EACH SEX BY CONJUGAL CONDITION, NATIVITY, AND MONTH OF DEATH, BRITISH COLUMBIA, 1938—*Continued.*

Int. List No.	CAUSES OF DEATH.	TOTAL.	CONJUGAL CONDITION.													NATIVITY.					MONTHS.											
			Single.						Married.									Foreign.																
			Under 15 Yrs.	15–24 Yrs.	25–44 Yrs.	45–64 Yrs.	65 Yrs. and over.	Age not stated.	15–24 Yrs.	25–44 Yrs.	45–64 Yrs.	65 Yrs. and over.	Age not stated.	Widowed.	Not stated.	Canada.	British.	United States.	Other.	Not stated.	January.	February.	March.	April.	May.	June.	July.	August.	September.	October.	November.	December.
132	Nephritis, unspecified (10 years and over) M.	49			2	2	4			1	17	12		10	1	12	21	3	13		2	5	4	4	5	5	5	8	2	5	1	3
	Ditto F.	31				1	2			1	7	11		9		7	18	2	4		3	3	1	1	2	4	3	1	2	6	4	1
133	Other diseases of the kidneys and ureters M.	12	1		2					3	4	2				3	4		4	1		3	1	1	1		1		3		1	1
	Ditto F.	8	1		1						3			3		3	3	1	1					3			1		2	2		
134	Calculi of the urinary passages M.	19				1	2				6	7		3		3	8		3		1	1		1	1	2	1	2	1		4	5
	" F.	4									3			1		1	2		1					1		1		1		1		
135	Diseases of the bladder (tumours excepted) M.	13					2				1	7		3		4	7		2		1		2	1		1	2	1	1	1	2	1
	Ditto F.	8									3	1		4		1	5	2			2		2	3			1					
136	Diseases of the urethra, urinary abscess, etc. M.	4					1			1		1		1		2	2				1				1	1	1					
	Ditto F.	2												2		2								1							1	
	(a.) Stricture of the urethra M.	4					1			1		1		1		2	2				1				1	1	1					
	(b.) Others under this title F.	2												2		2								1							1	
137	Diseases of the prostate M.	100				4	14				12	41		29		32	48	5	15		7	4	7	9	9	10	9	8	7	11	13	6
139	Diseases of the female genital organs (*not specified as venereal*) F.	6							1	2	2			1		1	4	1			2	2		1							1	
	(a.) Of the ovary, Fallopian tube and parametrium F.	1								1								1													1	
	(b.) Of the uterus F.	5							1	1	2			1		1	4				2	2		1								
	Class XI. Diseases of pregnancy, childbirth, and the puerperal state Total	48		2	4				5	36	1					28	9	5	6		5	10	4	4	3	1	2	7	5		1	6
140	Abortion with septic conditions F.	17		2	2				3	10						12	1	1	3		1	3	3	2	1			2	2			3
	(a.) Abortion F.	10		1	1				3	5						8	1		1		1	2	1	1	1			1				3
	(b.) Self-induced abortion F.	7		1	1					5						4		1	2			1	2	1				1	2			
141	Abortion without mention of septic conditions (hæmorrhage included) F.	2								2							1	1				1		1								
	(a.) Abortion F.	1								1								1				1										
	(b.) Self-induced abortion F.	1								1							1							1								
142	Ectopic gestation F.	1			1											1																1
	(b.) Without mention of septic conditions F.	1			1											1																1
143	Other accidents of pregnancy (hæmorrhage excluded) F.	1								1									1												1	
144	Puerperal hæmorrhage F.	1								1								1			1											
	(b.) Other hæmorrhages F.	1								1								1			1											
145	Puerperal septicæmia (not specified as due to abortion) F.	7							1	6						5	1	1			1	2						2	1			1
	(a.) Puerperal septicæmia and pyæmia F.	7							1	6						5	1	1			1	2						2	1			1
146	Puerperal albuminuria and eclampsia F.	13			1					12						7	5		1			4	1	1	2	1	1	2	1			
147	Other toxæmias of pregnancy F.	1							1							1					1											

148	Puerperal phlegmasia alba dolens, embolism, or sudden death (not specified as septic)	F.	2								1	1					1			1							1		1						
	(a.) Phlegmasia alba dolens and thrombosis	F.	1								1						1												1						
	(c.) Sudden death	F.	1									1								1							1								
149	Other accidents of childbirth	F.	1								1								1									1							
	(d.) Rupture of uterus in parturition	F.	1								1								1								1								
150	Other or unspecified condition of the puerperal state	F.	2								2						1	1			1														1
	(b.) Others under this title	F.	2								2						1	1			1														1
	Class XII. Diseases of the skin and cellular tissue	Total	19	3	3						2	4	2		4	1	11	7		1		1	2		1	1	3		1		5	3	2		
	Ditto	M.	15	2	2						2	4	2		2	1	9	5		1		1	2		1		2		1		5	2	1		
	,,	F.	4	1	1										2		2	2								1	1					1	1		
151	Carbuncle	M.	9		2							3	1		2	1	3	5		1			2		1				1		3	2			
	,,	F.	1												1			1									1								
152	Cellulitis, acute abscess	M.	2	1							1						2										2								
	,,	F.	1		1												1															1			
153	Other diseases of the skin and annexa and of the cellular tissue	M.	4	1							1	1	1				4					1									2		1		
	Ditto	F.	2	1											1		1	1								1							1		
	Class XIII. Diseases of the bones and organs of locomotion	Total	33	7	1	4	1	1				9	5		5		14	13	3	3		3	3	1	4	6	3	4	3		1	2	3		
	Ditto	M.	17	2		2	1	1				7	4				6	7	3	1		1	2		2	2	2	2	1		1	1	3		
	,,	F.	16	5	1	2						2	1		5		8	6		2		2	1	1	2	4	1	2	2			1			
154	Osteomyelitis	M.	8	2		1	1					3	1				5	2		1			2			1	1	1				1	2		
	,,	F.	6	5	1												6					1		1		1		2	1					
155	Other diseases of the bones (tuberculosis excepted)	M.	4			1						2	1					3	1						1	1			1		1				
	Ditto	F.	6			1							1		4		2	2		2			1		1	2	1					1			
156	Diseases of the joints and other organs of locomotion	M.	5					1				2	2				1	2	2			1			1		1	1					1		
	Ditto	F.	4			1						2			1			4				1			1	1			1						
	(a.) Of the joints (tuberculosis and rheumatism excepted)	M.	4					1				2	1					2	2			1			1		1	1							
	Ditto	F.	2									1			1			2				1			1										
	(b.) Of other organs of locomotion	M.	1										1				1																	1	
	,,	F.	2			1						1						2								1			1						
	Class XIV. Congenital malformations	Total	67	66		1											67					6	4	11	8	3	7	2	3	7	8	6	2	
	Ditto	M.	41	41													41					5	2	5	5		3	2	3	7	3	4	2		
	,,	F.	26	25		1											26					1	2	6	3	3	4				5	2		
157	Congenital malformations (still-births excluded)	M.	41	41													41					5	2	5	5		3	2	3	7	3	4	2		
	Ditto	F.	26	25		1											26					1	2	6	3	3	4				5	2		
	(a.) Congenital hydrocephalus	M.	2	2													2							1							1				
	,,	F.	2	2													2							1	1										
	(b.) Spina bifida and meningocele	M.	5	5													5					1	1	1			1			1					
	,,	F.	7	7													7					1			1	1	1				1	2			
	(c.) Congenital malformation of the heart	M.	23	23													23					1		2	5		2	2	1	6	1	3			
	Ditto	F.	8	7		1											8						1	2			2				3				

TABLE 25.—CAUSES OF DEATH FOR EACH SEX BY CONJUGAL CONDITION, NATIVITY, AND MONTH OF DEATH, BRITISH COLUMBIA, 1938—*Continued.*

Int. List No.	CAUSES OF DEATH.	TOTAL.	CONJUGAL CONDITION.													NATIVITY.					MONTHS.											
			Under 15 Yrs.	Single.					Married.						Widowed.	Not stated.	Canada.	British.	Foreign.		Not stated.	January.	February.	March.	April.	May.	June.	July.	August.	September.	October.	November.	December.
				15–24 Yrs.	25–44 Yrs.	45–64 Yrs.	65 Yrs. and over.	Age not stated.	15–24 Yrs.	25–44 Yrs.	45–64 Yrs.	65 Yrs. and over.	Age not stated.						United States.	Other.													
	Congenital malformations (still-births excluded)—*Continued.*																															
	(d.) Monstrosities M.	1	1														1						1									
	(e.) Others under this title M.	10	10														10					3		1				2		1	1	2
	,, F.	9	9														9						1	3	1	2	1			1		
	Class XV. Diseases of early infancy Total	259	259														259					24	16	24	15	31	19	29	11	24	24	20	22
	Ditto M.	146	146														146					14	6	15	7	19	10	15	7	16	13	10	14
	,, F.	113	113														113					10	10	9	8	12	9	14	4	8	11	10	8
158	Congenital debility M.	11	11														11					2			1	4	3	1					
	,, F.	12	12														12					1		2	1	1		1		1	3	2	
159	Premature birth M.	94	94														94					10	5	9	5	8	4	10	4	11	11	9	8
	,, F.	68	68														68					6	7	3	4	8	4	10	2	5	5	7	7
160	Injury at birth M.	18	18														18					2		3	1	2	2	2	2	3	1		
	,, F.	19	19														19					1	1	2	2	1	4	2	2	1	1	1	1
	(a.) With mention of Caesarean operation M.	1	1														1										1					
	Ditto F.	1	1														1												1			
	(b.) Without mention of Caesarean operation M.	17	17														17					2		3	1	2	1	2	2	3	1		
	Ditto F.	18	18														18					1	1	2	2	1	4	2	1	1	1	1	1
161	Other diseases peculiar to early infancy (under 3 months) M.	23	23														23						1	3		5	1	2	1	2	1	1	6
	Ditto F.	14	14														14					2	2	2	1	2	1	1		1	2		
	(a.) Atelectasis M.	8	8														8							1		2			1			1	3
	F.	2	2														2							1	1								
	,, (b.) Icterus of the new-born M.	2	2														2											2					
	F.	1	1														1						1										
	,, (e.) Others, including lack of care M.	10	10														10						1	2		3				2			2
	F.	10	10														10					1	1	1		2	1	1		1	2		
	,, (f.) No cause given, no doctor in attendance M.	3	3														3										1				1		1
	Ditto F.	1	1														1					1											
	Class XVI. Senility Total	109					20					29		59	1		62	28	7	10	2	10	13	7	15	5	6	5	7	13	7	12	9
	,, M.	64					17					21		25	1		37	14	3	8	2	3	8	4	11	1	3	5	1	8	6	7	7
	,, F.	45					3					8		34			25	14	4	2		7	5	3	4	4	3		6	5	1	5	2
162	Senility M.	64					17					21		25	1		37	14	3	8	2	3	8	4	11	1	3	5	1	8	6	7	7
	,, F.	45					3					8		34			25	14	4	2		7	5	3	4	4	3		6	5	1	5	2
	(a.) With senile dementia (70 years and over) M.	22					5					8		9			12	9		1		1	3	2	5		2	3	1			3	2
	Ditto F.	9					1					1		7			2	4	3			1	1	1		1			1	2		1	1

	(b.) Without senile dementia (70 years and over) M.	42					12					13		16	1	25	5	3	7	2	2	5	2	6	1	1	2		8	6	4	5
	Ditto F.	36					2					7		27		23	10	1	2		6	4	2	4	3	3		5	3	1	4	1
	Class XVII. Violent or accidental deaths Total	722	86	93	87	49	31	1	7	100	116	58		80	14	370	184	36	117	15	63	50	47	52	70	60	79	60	49	67	63	62
	Ditto M.	583	63	87	82	45	27	1	4	80	97	41		42	14	288	136	31	114	14	49	43	38	46	60	51	62	48	37	52	55	42
	,, F.	139	23	6	5	4	4		3	20	19	17		38		82	48	5	3	1	14	7	9	6	10	9	17	12	12	15	8	20
163–171	Suicides M.	100	1	7	16	13	3			13	21	12		12	2	30	36	6	25	3	7	12	9	8	10	8	12	3	5	10	9	7
	,, F.	19		1	3					7	6	1		1		11	7	1			2	2	2			1	3	2	1	1	1	4
163	Suicide by solid or liquid poisons or by absorption of corrosive substances M.	6									3	3				1	3	1	1				1		1	1	1			1	1	
	Ditto F.	4								3	1					1	3					1				1		1				1
164	Suicide by poisonous gas M.	11		1	2	4				1	2	1				1	7	1	2			4		1	1			1		1	2	1
	,, F.	2			1					1						1		1					1									1
165	Suicide by hanging or strangulation M.	23	1	2	1	2	1			1	6	4		5		7	8		8		3	2	2	1	1	1	2	2	2	4	1	2
	,, F.	3		1	1						1					3					1	1										1
166	Suicide by drowning M.	14		1	1	4				3	1	1		3		3	6	1	3	1		1	1			2	5			1	2	2
	,, F.	6			1					1	3	1				3	3										3	1	1	1		
167	Suicide by firearms M.	38		3	10	3	2			6	6	3		4	1	16	11	2	7	2	4	5	4	5	5	3	4		1	2	3	2
	,, F.	1								1						1					1											
168	Suicide by cutting or piercing instruments M.	3			1						2						1		2				1						1	1		
	Ditto F.	2								1	1					2															1	1
169	Suicide by jumping from high places M.	2			1						1							1	1						1				1			
	Ditto F.	1												1			1						1									
170	Suicide by crushing M.	2								2						2								1	1							
171	Suicide by other means M.	1													1				1							1						
173–175	Homicides M.	11	1	1	2	1				1	3			1	1	2	3		4	2				3	1	2	3				1	1
	,, F.	4	1	1					1		1					4									1	1	1					1
173	Homicide by firearms M.	5		1	1					1	2					2	3							1			3					1
	,, F.	1							1							1									1							
174	Homicide by cutting or piercing instruments M.	1												1					1												1	
175	*Homicide by other means* M.	5	1		1	1					1				1				3	2				2	1	2						
	,, F.	3	1	1							1					3										1	1					1
176–198	Other violent deaths M.	472	61	79	64	31	24	1	4	66	73	29		29	11	256	97	25	85	9	42	31	29	35	49	41	47	45	32	42	45	34
	,, F.	116	22	4	2	4	4		2	13	12	16		37		67	41	4	3	1	12	5	7	6	9	7	13	10	11	14	7	15
177	Food poisoning M.	1	1													1													1			
	,, F.	2	1							1						2					1			1								
178	Accidental absorption of toxic gases M.	15	1	1	3					2	3	2		3		12	1	1	1		1		2		2	1	4	1	1	1		2
	,, F.	5	1				1			1		1		1		3	2					1						2		1		1
179	Other acute accidental poisonings (except by gas) M.	2	2													2															2	
180	Conflagration M.	5	3			1								1		4			1						4						1	
	,, F.	3								1	1	1				2	1													1	1	1
181	Accidental burns (conflagration excepted) M.	7	4	1			1			1						5	1		1		1	2			1	1				2		
	Ditto F.	8	4		1						2			1		7	1				1				1	1			1	1	1	2
182	Accidental mechanical suffocation M.	8	6		1	1										6	1		1			1		1				2		1	1	2
	,, F.	2	2													2								1				1				
183	Accidental drowning M.	84	20	18	10	8	3		2	8	8	3		2	2	54	13	7	8	2	6	3	2	5	11	13	15	9	3	5	6	6
	,, F.	16	7	1					1	4	1			2		12	1	2	1		2				1	1	7	1	2	1		1
184	Accidental injury by firearms M.	10	1	5				1			2			1		5	2	1	1	1	2	1		2						3	2	
	,, F.	1								1						1															1	
185	Accidental injury by cutting or piercing instruments M.	4	1	1			1				1					3	1						2		1		1					
	Ditto F.	1	1													1					1											

TABLE 25.—CAUSES OF DEATH FOR EACH SEX BY CONJUGAL CONDITION, NATIVITY, AND MONTH OF DEATH, BRITISH COLUMBIA, 1938—*Continued.*

Int. List No.	CAUSES OF DEATH.		TOTAL.	CONJUGAL CONDITION.													NATIVITY.					MONTHS.											
				Under 15 Yrs.	Single.					Married.					Widowed.	Not stated.	Canada.	British.	Foreign.			January.	February.	March.	April.	May.	June.	July.	August.	September.	October.	November.	December.
					15–24 Yrs.	25–44 Yrs.	45–64 Yrs.	65 Yrs. and over.	Age not stated.	15–24 Yrs.	25–44 Yrs.	45–64 Yrs.	65 Yrs. and over.	Age not stated.					United States.	Other.	Not stated.													
	Other violent deaths—*Continued.*																															
186	Accidental injury by fall, crushing, or landslide	M.	280	18	46	43	12	12		2	49	50	22		19	7	139	64	11	61	5	29	19	21	23	26	23	21	27	25	22	26	18
	Ditto	F.	66	6	3	1	4	2		1	4	7	12		26		33	29	1	2	1	5	4	6	3	7	4	6	4	5	10	4	8
188	Injuries by animals	M.	8	1	1	1	2	1			1				1		4	2		2					1	1	1		1	1	2	1	
190	Excessive cold	M.	9		1	1	2	2				2				1	3	2	1	3		2	3								1	1	2
191	Excessive heat	M.	3			1		1							1		1	1		1								2	1				
	,,	F.	1								1						1													1			
193	Accidents due to electric currents	M.	3	1	1							1					2	1				1				1					1		
194	Other accidents	M.	25	2	2	3	3	3			3	6	2		1		11	8	2	4			2	2	2	1	1	4	4	1	2	3	3
	,,	F.	10					1					2		7		3	6	1			2		1	1		1		2	1			2
	(a.) Foreign body	M.	3	1		1						1					2	1					1			1							1
	(b.) Others under this title	M.	22	1	2	2	3	3			3	5	2		1		9	7	2	4			1	2	2		1	4	4	1	2	3	2
	,,	F.	10					1					2		7		3	6	1			2		1	1		1		2	1			2
195	Violent deaths of which the nature (accident, suicide, homicide) is unknown	M.	7		2	1	2				1					1	4		2		1				1	2				2	1	1
	Ditto	F.	1									1						1												1			
198	Capital punishment	M.	1								1									1											1		
	Class XVIII. Ill-defined causes of death	Total	50	15		3	1	2			3	8	8		8	2	33	5	3	7	2	7	5	3	2	3	7	2	5	4	3	5	4
	Ditto	M.	36	10		2	1	2			2	6	7		4	2	22	4	3	5	2	3	4	3	2	2	5	1	4	2	3	4	3
	,,	F.	14	5		1					1	2	1		4		11	1		2		4	1			1	2	1	1	2		1	1
199	Sudden death	M.	15	1			1	2			1	4	2		2	2	5	3	2	3	2	1	1	1	1	1	1		3		1	4	1
	,,	F.	3	1									1		1		1	1		1		2								1			
200	Cause of death not specified or ill-defined	M.	21	9		2					1	2	5		2		17	1	1	2		2	3	2	1	1	4	1	1	2	2		2
	Ditto	F.	11	4		1					1	2			3		10			1		2	1			1	2	1	1	1		1	1

SPECIAL CLASSES OF ACCIDENTAL DEATHS, BRITISH COLUMBIA, 1938.

(Included also under the numbers of the International List above.)

A	Accidents in mines and quarries	M.	27		1	8	1				7	9			1		4	12		10	1	1	1	1	2	2	2	3	6	3	2	4	
B	Accidents caused by machines	M.	18	1	3	4				1	2	4	2		1		11	3		4		1	1		1	2	4	1	1	2	4		1
	,,	F.	2	1							1						1	1				2											
C	Railway accidents	M.	24		5	3	1	1			9	1	1		1	2	14	4	1	4	1	3	1	3	1	3	1		3	2	2		5
	,,	F.	1		1																1							1					
D	Street-car accidents	M.	7	1		1		1				2	1		1		4	3				1	2		1		2			1			
	,,	F.	1									1					1														1		
E	Automobile and motor-cycle accidents	M.	88	8	16	16	4	3		1	9	19	7		4	1	55	14	5	14		11	6	6	6	7	5	8	7	7	8	9	8
	,,	F.	22	4	1	1	2			1	2	5	2		4		10	7	3	2		3		3	1	1	2	2	1	2	4	1	2
F	Other land transportation	M.	7	2	1	1					2		1				5	2					1			2		1		1			2
	,,	F.	1										1				1													1			
G	Water transportation	M.	29	1	3	5	3				7	4	1		3	2	15	6	3	4	1	1	2	1	5	1	2	3	2	2	3	6	1
	,,	F.	2								1				1		1			1								2					
H	Air transportation	M.	7		1	1	1				2	1				1	5		1		1					5					2		
	,,	F.	1									1						1								1							

TABLE 26.—CAUSES OF DEATH BY SEX AND AGE, VANCOUVER, 1938.

Int. List No.	CAUSES OF DEATH.		TOTAL.	AGES.																									
				Under 1 Year.	1 Year.	2 Years.	3 Years.	4 Years.	5–9 Yrs.	10–14 Yrs.	15–19 Yrs.	20–24 Yrs.	25–29 Yrs.	30–34 Yrs.	35–39 Yrs.	40–44 Yrs.	45–49 Yrs.	50–54 Yrs.	55–59 Yrs.	60–64 Yrs.	65–69 Yrs.	70–74 Yrs.	75–79 Yrs.	80–84 Yrs.	85–89 Yrs.	90–94 Yrs.	95–99 Yrs.	100 Yrs. and over.	Not stated.
	Deaths, all causes	Total	2795	134	9	5	9	4	30	28	40	53	52	55	70	99	158	252	278	295	278	342	282	191	95	32	3		1
	,,	M.	1754	81	4	3	7	2	18	16	21	26	30	28	47	66	95	180	187	205	184	217	159	113	46	15	3		1
	,,	F.	1041	53	5	2	2	2	12	12	19	27	22	27	23	33	63	72	91	90	94	125	123	78	49	17			
	Class I. Infectious and parasitic diseases	Total	252	6	1	2	2	1	7	5	15	20	16	10	18	21	24	28	26	18	10	9	7	4	2				
	,,	M.	164	3		1	2	1	4	1	5	7	7	8	14	18	15	24	19	15	7	8	3	2					
	,,	F.	88	3	1	1			3	4	10	13	9	2	4	3	9	4	7	3	3	1	4	2	2				
1	Typhoid fever	M.	2						1							1													
7	Measles	M.	1																	1									
	,,	F.	1														1												
9	Whooping-cough	M.	2	2																									
	,,	F.	1	1																									
10	Diphtheria	M.	1						1																				
	,,	F.	2		1					1																			
11	Influenza	M.	12											1	2		1	2	2	1		2	1						
	,,	F.	18								1	2	1	1		1		1	1		2		4	2	2				
	(b.) With bronchitis	F.	1																						1				
	(c.) With pneumonia	M.	7											1	1		1		1	1		2							
	,,	F.	12								1	1	1			1		1	1		2		2	1	1				
	(d.) With other diseases of the respiratory system	M.	2															1	1										
	,,	F.	1																				1						
	(e.) With intestinal complications	F.	1																					1					
	(f.) With other causes	M.	3												1			1					1						
	,,	F.	3									1		1									1						
13	Dysentery	M.	1																		1								
15	Erysipelas	M.	3				1																	2					
16	Poliomyelitis and polioencephalitis (acute)	F.	2						1	1																			
17	Lethargic or epidemic encephalitis	F.	1														1												
18	Epidemic cerebrospinal meningitis	M.	1						1																				
22	Tetanus	M.	1															1											
23–	Tuberculosis	M.	121	1		1	1	1	1	1	5	6	7	7	10	14	13	19	16	7	5	5	1						
32	,,	F.	53			1			2	1	9	11	8	1	4	1	4	3	5	1	1	1							
23	Tuberculosis of the respiratory system	M.	103	1					1	1	3	5	6	6	7	13	13	15	16	6	4	5	1						
	,,	F.	45							1	6	10	8	1	4	1	4	3	4	1	1	1							
24	Tuberculosis of the meninges and central nervous system	M.	5			1					1	1			1	1													
	,,	F.	4			1			2		1																		
25	Tuberculosis of the intestines and peritoneum	M.	2															1		1									
	,,	F.	1									1																	
26	Tuberculosis of the vertebral column	M.	3					1							1			1											
	,,	F.	1																1										
30	Tuberculosis of the genito-urinary system	M.	3											1	1						1								
	,,	F.	1								1																		
31	Tuberculosis of other organs	F.	1								1																		
32	Disseminated tuberculosis	M.	5				1				1		1					2											
	(b.) Chronic	M.	1										1																
	(c.) Not specified	M.	4				1				1							2											
34	Syphilis	M.	17									1			2	3	1	2	1	6		1							
	,,	F.	7													1	3		1	2									

36	Purulent infection, septicæmia (non-puerperal)	F.	2	1						1																			
41	Hydatid cysts	M.	1																				1						
	(a.) Of the liver	M.	1																				1						
43	Mycoses	M.	1																			1							
44	Other infectious or parasitic diseases	F.	1	1																									
	(c.) Others under this title	F.	1	1																									
	Class II. Cancer and other tumours	Total	535					1	2		2	7	7	10	20	42	64	83	79	70	63	53	24	7	1				
	,,	M.	309						1			5	2	5	10	18	36	41	55	42	38	36	15	5					
	,,	F.	226					1	1		2	2	5	5	10	24	28	42	24	28	25	17	9	2	1				
45–53	Cancer and other malignant tumours	M.	283						1			4	2	4	10	17	35	40	50	38	33	31	13	5					
	,,	F.	210					1			2	1	5	4	10	19	27	40	23	27	24	17	7	2	1				
45	Cancer of the buccal cavity and pharynx	M.	12														4		3	3	1	1							
	,,	F.	3											1		1						1							
46	Cancer of the digestive tract and peritoneum	M.	165									2	2		5	9	21	26	29	25	20	18	7	1					
	,,	F.	67								1		1	1	1	4	5	12	11	10	10	5	4	1	1				
	(a.) Of the œsophagus	M.	14													2	1	4		2	2	2		1					
	,,	F.	4													2				1			1						
	(b.) Of the stomach and duodenum	M.	58									1			2	3	9	11	13	8	5	6							
	,,	F.	20											1	1			2	5	3	1	5	1		1				
	(c.) Of the rectum	M.	25									1			1		3	2	6	5	3	2	2						
	,,	F.	8														1	3	2		2								
	(d.) Of the liver and biliary ducts	M.	10										1			1	4	1			1	2							
	,,	F.	11														1	3	1	3	1		1	1					
	(e.) Of the pancreas	M.	19												2	2	1	5	1	4	1	2	1						
	,,	F.	4										1			1	1			1									
	(g.) Of other organs	M.	39										1			1	3	3	9	6	8	4	4						
	,,	F.	20								1					1	2	4	3	2	6		1						
47	Cancer of the respiratory organs	M.	29											1	2	4	5	6	8	1	2								
	,,	F.	6								1				1	1	1		1	1									
	(a.) Of the larynx	M.	4														1	1	1		1								
	(b.) Of the lung	M.	19											1	2	4	2	4	5		1								
	,,	F.	4								1				1		1			1									
	(d.) Of other organs of the respiratory system	M.	6														2	1	2	1									
	,,	F.	2													1			1										
48	Cancer of the uterus	F.	31										3		2	2	7	5	1	3	3	4		1					
	(a.) Of the uterus	F.	17										1			1	3	2	1	2	3	4							
	(b.) Of the cervix uteri	F.	14										2		2	1	4	3		1				1					
49	Cancer of other female genital organs	F.	31												1	3	5	8	4	5	2	2	1						
50	Cancer of the breast	F.	53									1	1	1	4	6	5	11	5	6	8	3	2						
51	Cancer of the male genito-urinary organs	M.	50									2				3	3	6	4	8	7	11	4	2					
	(a.) Of the bladder	M.	14													1	1	2	1	2	3	2	2						
	(b.) Of the kidney	M.	7									1				1	2	1	1	1									
	(c.) Of the prostate gland	M.	26													1		3	2	3	4	9	2	2					
	(d.) Of the testicles and annexa	M.	3									1								2									
52	Cancer of the skin	M.	3												1								1	1					
	,,	F.	1														1												
53	Cancer of other or unspecified organs	M.	24					1						3	2	1	2	2	6	1	3	1	1	1					
	,,	F.	18				1							1	1	2	3	4	1	2	1	2							
	(a.) Of the eye and orbit	M.	1																		1								
	(b.) Of the circulatory system	M.	1															1											
	(c.) Of the glandular system	M.	5																2		1	1	1						
	,,	F.	3															2				1							
	(d.) Of the female urinary organs	F.	6												1		2	2		1									
	(e.) Of the bones and joints	M.	4											1	1					1	1								
	,,	F.	4				1							1		1				1									
	(f.) Of the brain	M.	7					1						1	1		2	1	1										
	,,	F.	2													1					1								

TABLE 26.—CAUSES OF DEATH BY SEX AND AGE, VANCOUVER, 1938—*Continued.*

Int. List No.	CAUSES OF DEATH.		TOTAL.	AGES.																										
				Under 1 Year.	1 Year.	2 Years.	3 Years.	4 Years.	5–9 Yrs.	10–14 Yrs.	15–19 Yrs.	20–24 Yrs.	25–29 Yrs.	30–34 Yrs.	35–39 Yrs.	40–44 Yrs.	45–49 Yrs.	50–54 Yrs.	55–59 Yrs.	60–64 Yrs.	65–69 Yrs.	70–74 Yrs.	75–79 Yrs.	80–84 Yrs.	85–89 Yrs.	90–94 Yrs.	95–99 Yrs.	100 Yrs. and over.	Not stated.
	Cancer and other malignant tumours—*Continued.*																													
	(g.) Of the spine and spinal cord	M.	1																					1						
	(h.) Of the neck	M.	2												1					1										
	(i.) Of the abdomen	M.	1														1													
	,,	F.	1																			1								
	(j.) Of other specified organs	M.	1																	1										
	(k.) Multiple cancer	M.	1																	1										
	,,	F.	1															1												
	(m.) Of unspecified or unknown location	F.	1																	1										
54	Non-malignant tumours	M.	26										1		1		1	1	1	5	4	5	5	2						
	,,	F.	15							1					1		5	1	2	1	1	1		2						
	(a.) Of the ovary	F.	3														2							1						
	(b.) Of the uterus	F.	2														1							1						
	(d.) Of the brain	M.	1														1													
	,,	F.	4							1							2	1												
	(e.) Of the thyroid gland	M.	3												1								1	1						
	,,	F.	2																	1	1									
	(f.) Of the prostate gland	M.	19																1	4	4	5	4	1						
	(g.) Of other or unspecified sites	M.	3										1					1		1										
	,,	F.	4												1				2			1								
55	Tumours, nature not specified	F.	1										1																	
	(d.) Of the brain	F.	1										1																	
	Class III. Rheumatic diseases, diseases of nutrition and of the endocrine glands and other general diseases	Total	68	8					4	1	2	2			2	1	8	4	5	10	4	10	3	3	1					
	Ditto	M.	30	3					2	1	1				1	1	4	1	3	4	2	5	1	1						
	,,	F.	38	5					2		1	2			1		4	3	2	6	2	5	2	2	1					
56	Acute rheumatic fever	M.	6						2	1							2				1									
	,,	F.	6						2			1			1		2													
58	Gout	M.	1																			1								
59	Diabetes mellitus	M.	15													1	2	1	3	3	1	2	1	1						
	,,	F.	17								1							1	2	3	1	5	1	2	1					
62	Pellagra	M.	1																	1										
63	Rickets	M.	2	1							1																			
66	Diseases of the thyroid and parathyroid glands	M.	1																			1								
	,,	F.	10	1								1					1	2		3	1		1							
	(b.) Exophthalmic goitre	M.	1																			1								
	,,	F.	7									1					1	1		3			1							
	(c.) Myxœdema, cretinism	F.	2	1																	1									
	(e.) Others under this title	F.	1															1												
67	Diseases of the thymus gland	M.	2	2																										
	,,	F.	4	4																										
69	Other general diseases	M.	2												1							1								
	,,	F.	1														1													
	(a.) Fatty or amyloid degeneration	M.	1																			1								
	,,	F.	1														1													
	(c.) Others under this title	M.	1												1															

	Class IV. Diseases of the blood and blood-forming organs	Total	32				1				1		1	2	1	2	2	3	3	5	4	1	3	2		1			
	Ditto	M.	19				1				1		1		1	1	1	1	3	3	2	1	1	2					
	"	F.	13											2		1	1	2		2	2		2			1			
70	Hæmorrhagic conditions	M.	1																1										
	(a.) Simple purpura	M.	1																1										
71	Anæmia	M.	7																2	2	1			2					
	"	F.	5															1			1		2			1			
	(a.) Pernicious anæmia	M.	7																2	2	1			2					
	"	F.	5															1			1		2			1			
72	Leukæmia and aleukæmia	M.	10				1				1		1			1	1	1		1	1	1	1						
	"	F.	6											2		1	1			2									
	(a.) Leukæmia	M.	6				1				1		1			1	1	1											
	"	F.	6											2		1	1			2									
	(b.) Aleukæmia (Hodgkin's disease)	M.	4																	1	1	1	1						
73	Diseases of the spleen	M.	1												1														
	"	F.	1																		1								
74	Other diseases of the blood and blood-forming organs	F.	1															1											
	Class V. Chronic poisonings and intoxications	Total	10										1		1	1	1	1	2	2		1							
	"	M.	8												1	1	1	1	2	1		1							
	"	F.	2										1							1									
75	Alcoholism	M.	7												1	1	1	1	2			1							
	"	F.	2										1							1									
	(b.) Other alcoholic intoxications	M.	7												1	1	1	1	2			1							
	"	F.	2										1							1									
76	Chronic poisoning, by other organic substances	M.	1																	1									
	(a.) Chronic morphinism	M.	1																	1									
	Class VI. Diseases of the nervous system and of the organs of special sense	Total	98	3			1		2	1	2		2	2	4	4	5	12	12	9	7	15	10	2	2	2	1		
	Ditto	M.	56	2					2	1	1		2	1	1	3	5	7	7	5	4	8	5			1	1		
	"	F.	42	1			1				1			1	3	1		5	5	4	3	7	5	2	2	1			
78	Encephalitis (non-epidemic)	M.	2										1					1											
79	Simple meningitis	M.	2	1												1													
	"	F.	3												1							2							
80	Progressive locomotor ataxia (tabes dorsalis)	M.	2															2											
81	Other diseases of the spinal cord	M.	4														1			1	1	1							
	"	F.	6													1			1	2		1		1					
82	Cerebral hæmorrhage, cerebral embolism and thrombosis	M.	21							1						1	1	3	3	1	3	5	2			1			
	"	F.	19											1	1			3	3	1	1	2	4	1	2				
	(a.) Cerebral hæmorrhage	M.	14													1		2	3		3	4				1			
	"	F.	15											1	1			3	2	1	1	1	3		2				
	(b.) Cerebral embolism and thrombosis	M.	6														1	1		1		1	2						
	"	F.	3																1			1	1						
	(d.) Hemiplegia and other paralysis, cause not specified	M.	1							1																			
	"	F.	1																					1					
83	General paralysis of the insane	M.	1																	1									
84	Dementia præcox and other psychoses	F.	2												1			1											
	(a.) Dementia præcox	F.	1												1														
	(b.) Other psychoses	F.	1															1											
85	Epilepsy	M.	4						1				1				1	1											
	"	F.	1															1											
86	Convulsions (under 5 years of age)	M.	1	1																									
87	Other diseases of the nervous system	M.	13											1		1			4	1		2	3				1		
	"	F.	9	1															1	1	2	2	1			1			

TABLE 26.—CAUSES OF DEATH BY SEX AND AGE, VANCOUVER, 1938—*Continued.*

Int. List No.	CAUSES OF DEATH.		TOTAL.	AGES. Under 1 Year.	1 Year.	2 Years.	3 Years.	4 Years.	5–9 Yrs.	10–14 Yrs.	15–19 Yrs.	20–24 Yrs.	25–29 Yrs.	30–34 Yrs.	35–39 Yrs.	40–44 Yrs.	45–49 Yrs.	50–54 Yrs.	55–59 Yrs.	60–64 Yrs.	65–69 Yrs.	70–74 Yrs.	75–79 Yrs.	80–84 Yrs.	85–89 Yrs.	90–94 Yrs.	95–99 Yrs.	100 Yrs. and over.	Not stated.
	Other diseases of the nervous system—*Continued.*																											
	(b.) Neuralgia and neuritis	F.	1																						1			
	(c.) Paralysis agitans	M.	7																3			2	2					
	,,	F.	2																		1	1						
	(d.) Sclerosis (other than of the spinal cord)	M.	4												1				1	1						1		
	,,	F.	3																1		1		1					
	(e.) Others under this title	M.	2													1							1					
	,,	F.	3	1																1		1						
89	Diseases of the ear and mastoid process	M.	6						1		1				1		2			1								
	,,	F.	2				1				1																	
	(a.) Otitis	M.	2														1			1								
	,,	F.	2				1				1																	
	(b.) Diseases of the mastoid process	M.	4						1		1				1		1											
	Class VII. Diseases of the circulatory system	Total	873						2	3	1	2	4	4	10	14	31	61	84	101	116	154	129	88	51	18		
	,,	M.	561						1	1		1	2	2	7	11	20	47	63	69	80	100	70	51	29	7		
	,,	F.	312						1	2	1	1	2	2	3	3	11	14	21	32	36	54	59	37	22	11		
90–95	Diseases of the heart	M.	385						1	1		1	2	2	2	10	16	41	48	56	58	64	41	28	10	4		
	,,	F.	187						1	2	1	1	2	2	2	3	7	10	13	24	21	25	34	22	9	8		
90	Pericarditis	M.	1																1									
91	Acute endocarditis	M.	2																1			1						
	,,	F.	5									1	1	1				2										
	(a.) Endocarditis, specified as acute	M.	2																1			1						
	,,	F.	4									1		1				2										
	(b.) Endocarditis, unspecified (under 45 years of age)	F.	1										1															
92	Chronic endocarditis, valvular diseases	M.	33											1	1	2	3	4	4	1	5	3	3	5	1			
	,,	F.	24						1	1			1	1	1		2		2	2	4	2	5	2				
	(a.) Endocarditis specified as chronic and other valvular diseases	M.	32											1	1	2	2	4	4	1	5	3	3	5	1			
	Ditto	F.	19						1	1			1	1	1		2		2	2	2	1	4	1				
	(b.) Endocarditis, unspecified (45 years and over)	M.	1														1											
	,,	F.	5																		2	1	1	1				
93	Diseases of the myocardium	M.	97							1						2	2	8	10	16	13	17	11	10	5	2		
	,,	F.	60													1	2	4	2	9	1	9	11	12	4	5		
	(a.) Acute myocarditis	M.	2																		1		1					
	,,	F.	1																					1				
	(c.) Chronic myocarditis and myocardial degeneration	M.	69							1						2	1	8	9	11	8	10	7	6	4	2		
	,,	F.	39													1		3	1	9		5	8	6	4	2		
	(d.) Myocarditis, unspecified (45 years and over)	M.	26														1		1	5	4	7	3	4	1			
	,,	F.	20														2	1	1		1	4	3	5		3		
94	Diseases of the coronary arteries and angina pectoris	M.	240										1	1	1	6	10	28	31	37	39	42	27	12	3	2		
	,,	F.	88								1				1	1	3	4	8	11	15	14	18	6	4	2		
	(a.) Diseases of the coronary arteries	M.	19											1					2	3	1	6	5			1		
	,,	F.	12														1	1		1	4	2	1	1		1		
	(b.) Embolism and thrombosis of the coronary arteries	M.	207										1		1	6	10	25	28	33	35	34	20	10	3	1		
	,,	F.	68								1				1	1	1	3	5	10	11	11	15	5	4			
	(c.) Angina pectoris	M.	14															3	1	1	3	2	2	2				
	,,	F.	8														1		3			1	2			1		

95	Other diseases of the heart	M.	12						1			1	1					1	1	1	2	1	1		1	1				
	"	F.	10							1						1				1	2	1			2	1	1			
	(b.) Other and unspecified	M.	12						1			1	1					1	1	1	2	1	1		1	1				
	"	F.	10							1						1				1	2	1			2	1	1			
96	Aneurism (except of the heart)	M.	14												2			1	2	2	2	3		2						
	"	F.	2															1						1						
97	Arteriosclerosis (of coronary arteries excepted)	M.	130												2	1	1	5	7	6	17	25	25	20	18	3				
	"	F.	88												1			2	5	6	9	23	18	14	8	2				
98	Gangrene	M.	1																					1						
	"	F.	1																						1					
99	Other diseases of the arteries	M.	2																1		1									
100	Diseases of the veins (varices, hæmorrhoids, phlebitis, etc.)	M.	2																				1	1						
	"	F.	4															1		2					1					
102	Idiopathic abnormalities of blood-pressure	M.	27												1		3		5	5	2	7	3		1					
	"	F.	29														3	1	3		5	6	7		3	1				
103	Other diseases of the circulatory system	F.	1																		1									
	Class VIII. Diseases of the respiratory system	Total	191	18	3	1	1			2	2	4	4	4	3	7	12	18	15	12	14	20	24	16	7	2	1		1		
	"	M.	123	13	2		1			2	2	2	2		2	3	10	14	11	10	9	12	15	8	2	1	1		1		
	"	F.	68	5	1	1						2	2	4	1	4	2	4	4	2	5	8	9	8	5	1				
104	Diseases of the nasal fossæ and annexa	M.	2										1						1											
106	Bronchitis	M.	2															1								1				
	"	F.	1															1												
	(b.) Chronic	M.	2															1								1				
	"	F.	1															1												
107	Bronchopneumonia	M.	48	8								2					1	1	6	6	2	6	9	3	2		1		1	
	"	F.	43	3	1	1						1	2		1	2	1	3	4		4	6	4	5	4	1				
	(a.) Bronchopneumonia	M.	48	8								2					1	1	6	6	2	6	9	3	2		1		1	
	"	F.	43	3	1	1						1	2		1	2	1	3	4		4	6	4	5	4	1				
108	Lobar pneumonia	M.	46	2					1	1			1		2	2	8	7	2	4	5	4	5	2						
	"	F.	12											2		2				1	1	1	3	1	1					
109	Pneumonia, unspecified	M.	7	2	2											1		1						1						
	"	F.	4	2																1				1						
110	Pleurisy	M.	6	1			1			1	1							1	1											
	"	F.	1											1																
111	Congestion and hæmorrhagic infarct of the lung, etc.	M.	4														1	1					1	1						
	"	F.	2																				2							
	(a.) Pulmonary embolism and thrombosis	M.	1														1													
	(b.) Others under this title	M.	3															1					1	1						
	"	F.	2																				2							
112	Asthma	M.	7															1	1		2	2		1						
	"	F.	5									1		1			1					1		1						
114	Other diseases of the respiratory system (tuberculosis excepted)	M.	1															1												
	(c.) Others under this title	M.	1															1												
	Class IX. Diseases of the digestive system	Total	183	6	2	1	1	2	3	4	1	4	7	4	5	7	13	23	20	16	17	22	13	7	5					
	"	M.	120	4		1	1	1	1	2	1	3	5	2	3	5	9	16	14	12	14	13	7	5	1					
	"	F.	63	2	2			1	2	2		1	2	2	2	2	4	7	6	4	3	9	6	2	4					
115	Diseases of the buccal cavity and annexa, and of the pharynx and tonsils (including adenoid vegetations)	M.	6				1		1			1		1		1					1									
	Ditto	F.	1						1																					
	(a.) Diseases of the buccal cavity and annexa	M.	1													1														
	(b.) Diseases of the tonsils	M.	1											1																
	"	F.	1						1																					
	(c.) Others under this title	M.	4				1		1			1									1									
116	Diseases of the œsophagus	M.	1																					1						

TABLE 26.—CAUSES OF DEATH BY SEX AND AGE, VANCOUVER, 1938—*Continued.*

Int. List No.	CAUSES OF DEATH.		TOTAL.	AGES.																										
				Under 1 Year.	1 Year.	2 Years.	3 Years.	4 Years.	5–9 Yrs.	10–14 Yrs.	15–19 Yrs.	20–24 Yrs.	25–29 Yrs.	30–34 Yrs.	35–39 Yrs.	40–44 Yrs.	45–49 Yrs.	50–54 Yrs.	55–59 Yrs.	60–64 Yrs.	65–69 Yrs.	70–74 Yrs.	75–79 Yrs.	80–84 Yrs.	85–89 Yrs.	90–94 Yrs.	95–99 Yrs.	100 Yrs. and over.	Not stated.
117	Ulcer of the stomach or duodenum	M.	31											1		2	3	5	4	2	5	6	1	2					
	,,	F.	5																		2	1	2						
	(a.) Ulcer of the stomach	M.	12															4	3	1	1	2	1						
	,,	F.	2																		1	1							
	(b.) Ulcer of the duodenum	M.	19											1		2	3	1	1	1	4	4		2					
	,,	F.	3																		1		2						
118	Other diseases of the stomach	M.	2												1			1											
119	Diarrhœa and enteritis (under 2 years of age)	M.	3	3																									
	,,	F.	3	1	2																								
120	Diarrhœa and enteritis (2 years and over)	M.	8							1						1	1		1	3			1						
	,,	F.	6											1				1	2			1	1						
	(a.) Diarrhœa and enteritis	M.	2							1										1									
	,,	F.	3															1	2										
	(b.) Ulceration of the intestines	M.	6													1	1		1	2			1						
	,,	F.	3											1								1	1						
121	Appendicitis	M.	17			1		1		1	1	1	4		1			1	3		2	1							
	,,	F.	6						1			1		1			2		1										
122	Hernia, intestinal obstruction	M.	15													1		1	3	2	3	1	3		1				
	,,	F.	13	1						1			1				1	1	1		1	4	1		1				
	(a.) Hernia	M.	5																1	1	1		2						
	,,	F.	3															1			1	1							
	(b.) Intestinal obstruction	M.	10													1		1	2	1	2	1	1		1				
	,,	F.	10	1						1			1				1		1			3	1		1				
124	Cirrhosis of the liver	M.	14										1				2	2	1	2	2	2	1	1					
	,,	F.	9										1		1	1	1	3	1					1					
	(a.) Specified as alcoholic	M.	3															1	1			1							
	,,	F.	4										1			1	1	1											
	(b.) Not specified as alcoholic	M.	11										1				2	1		2	2	1	1	1					
	,,	F.	5												1			2	1					1					
125	Other diseases of the liver	M.	4	1											1			1				1							
	,,	F.	2												1								1						
	(a.) Yellow atrophy of the liver	M.	1															1											
	,,	F.	1												1														
	(b.) Others under this title	M.	3	1											1							1							
	,,	F.	1																				1						
126	Biliary calculi	M.	9														1	3	1	1	1	1		1					
	,,	F.	9													1		2	1	2		1		2					
127	Other diseases of the gall-bladder and biliary passages	M.	5															2		2			1						
	,,	F.	3																	2					1				
128	Diseases of the pancreas	M.	2														1		1										
	,,	F.	2							1												1							
129	Peritonitis, cause not specified	M.	3														1					1							
	,,	F.	4					1				1										1	1		1				
	Class X. Diseases of the genito-urinary system	Total	208		1					4	1	2	1	2	7	8	14	16	24	26	32	26	26	13	5				
	,,	M.	142		1					1	1	1	1	2	5	2	11	13	18	20	22	17	19	5	3				
	,,	F.	66							3		1			2	6	3	3	6	6	10	9	7	8	2				

130	Acute nephritis (including unspecified, under 10 years of age)	M.	2		1																	1						
131	Chronic nephritis	M.	67							1	1		1		4	1	7	9	11	6	8	7	9	1	1			
	,,	F.	47							3		1			1	5		2	4	4	9	5	5	6	2			
132	Nephritis, unspecified (10 years and over)	M.	11									1				1		1	1	3	2	1	1					
	,,	F.	10														3		1	2		2	1	1				
133	Other diseases of the kidneys and ureters	M.	5											2			1		1	1								
	,,	F.	1																		1							
134	Calculi of the urinary passages	M.	12														2	1	1	4	1	1	2					
135	Diseases of the bladder (tumours excepted)	M.	3																		2			1				
	,,	F.	3															1	1					1				
136	Diseases of the urethra, urinary abscess, etc.	M.	3												1						1		1					
	,,	F.	2																			2						
	(a.) Stricture of the urethra	M.	3												1						1		1					
	(b.) Others under this title	F.	2																			2						
137	Diseases of the prostate	M.	39														1	2	4	6	8	7	6	3	2			
139	Diseases of the female genital organs (not specified as venereal)	F.	3												1	1							1					
	(b.) Of the uterus	F.	3												1	1							1					
	Class XI. Diseases of pregnancy, childbirth, and the puerperal state	Total	16							1	3	2	5	3	2													
140	Abortion with septic conditions	F.	8							1	2	2	2	1														
	(a.) Abortion	F.	4								2		2															
	(b.) Self-induced abortion	F.	4							1		2		1														
141	Abortion without mention of septic conditions (hæmorrhage *included*)	F.	1										1															
	(a.) Abortion	F.	1										1															
145	Puerperal septicæmia (not specified as due to abortion)	F.	2												2													
	(a.) Puerperal septicæmia and pyæmia	F.	2												2													
146	Puerperal albuminuria and eclampsia	F.	2										1	1														
147	Other toxæmias of pregnancy	F.	1								1																	
149	Other accidents of childbirth	F.	1											1														
	(d.) Rupture of uterus in parturition	F.	1											1														
150	Other or unspecified condition of the puerperal state	F.	1										1															
	(b.) Others under this title	F.	1										1															
	Class XII. Diseases of the skin and cellular tissue	Total	7		1					1						1	1		2				1					
	,,	M.	6		1					1						1	1		1				1					
	,,	F.	1																1									
151	Carbuncle	M.	4							1						1			1				1					
	,,	F.	1																1									
153	Other diseases of the skin and annexa and of the cellular tissue	M.	2		1												1											
	Class XIII. Diseases of the bones and organs of locomotion	Total	15	1			1		1	2		1	1	1			1	3		1	1		1					
	Ditto	M.	9				1					1					1	3		1	1		1					
	,,	F.	6	1					1	2		1		1														
154	Osteomyelitis	M.	7				1						1				1	3			1							
	,,	F.	5	1				1		2		1																
155	Other diseases of the bones (tuberculosis excepted)	M.	1																1									
156	Diseases of the joints and other organs of locomotion	M.	1																			1						
	,,	F.	1										1															
	(a.) Of the joints (tuberculosis and rheumatism excepted)	M.	1																			1						
	(b.) Of other organs of locomotion	F.	1										1															

TABLE 26.—CAUSES OF DEATH BY SEX AND AGE, VANCOUVER, 1938—*Continued.*

Int. List No.	CAUSES OF DEATH.		TOTAL.	AGES.																										
				Under 1 Year.	1 Year.	2 Years.	3 Years.	4 Years.	5–9 Yrs.	10–14 Yrs.	15–19 Yrs.	20–24 Yrs.	25–29 Yrs.	30–34 Yrs.	35–39 Yrs.	40–44 Yrs.	45–49 Yrs.	50–54 Yrs.	55–59 Yrs.	60–64 Yrs.	65–69 Yrs.	70–74 Yrs.	75–79 Yrs.	80–84 Yrs.	85–89 Yrs.	90–94 Yrs.	95–99 Yrs.	100 Yrs. and over.	Not stated.
	Class XIV. Congenital malformations	Total	30	26	1	1	1			1												2	3	4	1	2	1		
	,,	M.	18	16		1				1												1	2	1	1	2	1		
	,,	F.	12	10	1		1															2	1	2					
157	Congenital malformations (still-births excluded)	M.	18	16		1				1													1	2	1	2	1		
	,,	F.	12	10	1		1															2	2	2					
	(a.) Congenital hydrocephalus	M.	1							1													1	1		2			
	,,	F.	2	1	1																	1		1					
	(b.) Spina bifida and meningocele	M.	2	1		1																	1	1	1	2	1		
	,,	F.	2	2																		1	1						
	(c.) Congenital malformations of the heart	M.	12	12																				1					
	,,	F.	2	1			1															1							
	(e.) Others under this title	M.	3	3																									
	,,	F.	6	6																									
	Class XV. Diseases of early infancy	Total	59	59																									
	,,	M.	34	34																									
	,,	F.	25	25																									
158	Congenital debility	M.	1	1																									
	,,	F.	1	1																									
159	Premature birth	M.	22	22																									
	,,	F.	15	15																									
160	Injury at birth	M.	6	6																									
	,,	F.	4	4																									
	(b.) Without mention of Caesarean operation	M.	6	6																									
	,,	F.	4	4																									
161	Other diseases peculiar to early infancy (under 3 months)	M.	5	5																									
	Ditto	F.	5	5																									
	(a.) Atelectasis	M.	3	3																									
	,,	F.	1	1																									
	(b.) Icterus of the new-born	F.	1	1																									
	(e.) Others, including lack of care	M.	2	2																									
	,,	F.	3	3																									
	Class XVI. Senility	Total	13																		2	3	4	1	2	1			
	,,	M.	7																			1	2	1	2	1			
	,,	F.	6																		2	2	2						
162	Senility	M.	7																			1	2	1	2	1			
	,,	F.	6																		2	2	2						
	(a.) With senile dementia (70 years and over)	M.	4																			1	1		2				
	,,	F.	2																		1		1						
	(b.) Without senile dementia (70 years and over)	M.	3																				1	1		1			
	,,	F.	4																		1	2	1						

	Class XVII. Violent or accidental deaths	Total	202	5			1	1	10	7	10	14	5	15	11	13	10	20	12	16	8	13	10	14	6	1				
	,,	M.	146	4			1		8	6	8	12	4	12	10	8	8	18	11	11	3	9	2	7	3	1				
	,,	F.	56	1				1	2	1	2	2	1	3	1	5	2	2	1	5	5	4	8	7	3					
163–171	Suicides	M.	29									1	1	2	3	3	3	7	4	3	1	1								
	,,	F.	5										1	1	1				1		1									
163	Suicide by solid or liquid poisons or by absorption of corrosive substances	M.	2														1			1									
164	Suicide by poisonous gas	M.	6									1						4				1							
	,,	F.	2										1	1															
165	Suicide by hanging or strangulation	M.	8												1		1	1	2	2	1								
	,,	F.	1																1										
166	Suicide by drowning	M.	2												1			1											
	,,	F.	1																		1								
167	Suicide by firearms	M.	8											2		2	1	1	2										
168	Suicide by cutting or piercing instruments	F.	1												1														
169	Suicide by jumping from high places	M.	1												1														
170	Suicide by crushing	M.	2										1			1													
173–175	Homicides	M.	2	1										1															
	,,	F.	1								1																		
175	Homicide by other means	M.	2	1										1															
	,,	F.	1								1																		
176–198	Other violent deaths	M.	115	3			1		8	6	8	11	3	9	7	5	5	11	7	8	2	8	2	7	3	1				
	,,	F.	50	1				1	2	1	1	2		2		5	2	2		5	4	4	8	7	3					
178	Accidental absorption of toxic gases	M.	6						1							1	1	1				1			1				
	,,	F.	5						1							2					1		1						
180	Conflagration	M.	3						1	2																			
	,,	F.	1																	1									
181	Accidental burns (conflagration excepted)	M.	2									1										1							
	,,	F.	3						1											2									
182	Accidental mechanical suffocation	M.	2	2																									
183	Accidental drowning	M.	12						2	1				1		1	3	1		2		1							
	,,	F.	3									1				1	1												
185	Accidental injury by cutting or piercing instruments	M.	1									1																	
	,,	F.	1							1																			
186	Accidental injury by fall, crushing, or landslide	M.	79				1		3	3	6	9	3	7	7	2		9	7	5	2	5	1	6	2	1				
	,,	F.	31	1				1			1	1		2		2	1	2		2	2	3	6	5	2					
188	Injuries by animals	M.	1						1																				
193	Accidents due to electric currents	M.	1								1																		
194	Other accidents	M.	8	1							1			1		1	1			1			1	1					
	,,	F.	6																		1	1	1	2	1				
	(a.) Foreign body	M.	2	1												1													
	(b.) Others under this title	M.	6								1			1			1			1			1	1					
	,,	F.	6																		1	1	1	2	1				
	Class XVIII. Ill-defined causes of death	Total	3	2																	1								
	,,	M.	2	2																									
	,,	F.	1																		1								
199	Sudden death	F.	1																		1								
200	Cause of death not specified or ill-defined	M.	2	2																									

TABLE 26.—CAUSES OF DEATH BY SEX AND AGE, VANCOUVER, 1938—*Continued.*

SPECIAL CLASSES OF ACCIDENTAL DEATHS, VANCOUVER, 1938.

(Included also under the numbers of the International List above.)

	CAUSES OF DEATH.		TOTAL.	AGES.																												
				Under 1 Year.	1 Year.	2 Years.	3 Years.	4 Years.	5–9 Yrs.	10–14 Yrs.	15–19 Yrs.	20–24 Yrs.	25–29 Yrs.	30–34 Yrs.	35–39 Yrs.	40–44 Yrs.	45–49 Yrs.	50–54 Yrs.	55–59 Yrs.	60–64 Yrs.	65–69 Yrs.	70–74 Yrs.	75–79 Yrs.	80–84 Yrs.	85–89 Yrs.	90–94 Yrs.	95–99 Yrs.	100 Yrs. and over.	Not stated.
A	Accidents in mines and quarries	M.	1											1																		
B	Accidents caused by machines	M.	5								1	1	1			1				1												
	,,	F.	2							1				1																		
C	Railway accidents	M.	4												1			1	1		1											
D	Street-car accidents	M.	3																1			2										
	,,	F.	1														1															
E	Automobile and motor-cycle accidents	M.	32						4	2	2	5	2	2	2	1		5	2	3		1		1								
	,,	F.	9					1			1	1		1		2		1		1	1											
G	Water transportation	M.	4								1					1	1	1														
	,,	F.	1														1															

TABLE 27.—CAUSES OF DEATH FOR EACH SEX BY CONJUGAL CONDITION, NATIVITY, AND MONTH OF DEATH, VANCOUVER, 1938.

Int. List No.	CAUSES OF DEATH.		TOTAL.	CONJUGAL CONDITION.												NATIVITY.					MONTHS.											
					Single.						Married.									Foreign.													
				Under 15 Yrs.	15–24 Yrs.	25–44 Yrs.	45–64 Yrs.	65 Yrs. and over.	Age not stated.	15–24 Yrs.	25–44 Yrs.	45–64 Yrs.	65 Yrs. and over.	Age not stated.	Widowed.	Not stated.	Canada.	British.	United States.	Other.	Not stated.	January.	February.	March.	April.	May.	June.	July.	August.	September.	October.	November.	December.
	Deaths, all causes	Total	2795	219	81	98	178	185		11	164	689	535	1	623	11	1159	1118	130	372	16	277	224	239	223	242	210	181	240	205	227	234	293
	,,	M.	1754	131	46	76	155	142		1	86	453	389	1	263	11	703	661	69	306	15	178	136	150	136	146	135	110	153	130	142	148	190
	,,	F.	1041	88	35	22	23	43		10	78	236	146		360		456	457	61	66	1	99	88	89	87	96	75	71	87	75	85	86	103
	Class I. Infectious and parasitic diseases	Total	252	24	30	21	27	7		5	38	52	12		35	1	110	60	10	70	2	35	22	27	18	22	14	14	16	17	22	16	29
	Ditto	M.	164	12	12	17	25	7			26	39	9		16	1	56	41	6	60	1	21	14	19	10	16	8	8	13	11	14	11	19
	,,	F.	88	12	18	4	2			5	12	13	3		19		54	19	4	10	1	14	8	8	8	6	6	6	3	6	8	5	10
1	Typhoid fever	M.	2	1							1						1			1		2										
7	Measles	M.	1									1						1						1									
	,,	F.	1									1					1															1
9	Whooping-cough	M.	2	2													2							1		1						
	,,	F.	1	1													1					1										
10	Diphtheria	M.	1	1													1					1										
	,,	F.	2	2													2												1		1	
11	Influenza	M.	12					1			3	5			3		6	2	1	3			3	2	1		1		1		2	2
	,,	F.	18		1	2				2	1		2		10		8	6	1	3		3	3	2	2	1				2	2	3
	(b.) With bronchitis	F.	1												1					1			1									
	(c.) With pneumonia	M.	7								2	3			2		3	1	1	2			3	1		1		1			1	
	,,	F.	12		1	2				1			1		7		6	4	1	1		3		1	2	1				1	1	3
	(d.) With other diseases of the respiratory system	M.	2									1			1		1	1						1							1	
	Ditto	F.	1										1				1														1	
	(e.) With intestinal complications	F.	1												1			1						1								
	(f.) With other causes	M.	3					1			1	1					2			1					1							2
	,,	F.	3							1	1				1		1	1		1			2									
13	Dysentery	M.	1										1				1						1									
15	Erysipelas	M.	3	1				1					1				2	1							1	1	1					
16	Poliomyelitis and polioencephalitis (acute)	F.	2	2													2							1					1			
17	Lethargic or epidemic encephalitis	F.	1				1												1				1									
18	Epidemic cerebrospinal meningitis	M.	1	1													1										1					
22	Tetanus	M.	1									1								1										1		
23–	Tuberculosis	M.	121	6	11	17	20	5			17	28	5		11	1	40	28	5	47	1	17	9	13	8	10	5	7	9	11	12	7	13
32	,,	F.	53	4	17	2				3	10	8	1		8		36	8	1	7	1	9	4	4	5	2	6	5	2	3	6	2	5
23	Tuberculosis of the respiratory system	M.	103	3	8	15	18	4			13	25	5		11	1	30	27	5	40	1	13	8	10	8	9	4	5	8	8	11	7	12
	Ditto	F.	45	1	13	2				3	10	8	1		7		28	8	1	7	1	8	4	2	4	1	6	3	2	3	5	2	5
24	Tuberculosis of the meninges and central nervous system	M.	5	1	2						2						3			2		2		2						1		
	Ditto	F.	4	3	1												4					1		1	1			1				
25	Tuberculosis of the intestines and peritoneum	M.	2									2					1			1						1				1		
	Ditto	F.	1		1												1								1							

TABLE 27.—CAUSES OF DEATH FOR EACH SEX BY CONJUGAL CONDITION, NATIVITY, AND MONTH OF DEATH, VANCOUVER, 1938—*Continued.*

Int. List No.	CAUSES OF DEATH.		TOTAL.	CONJUGAL CONDITION.												NATIVITY.					MONTHS.											
				Under 15 Yrs.	Single.					Married.					Widowed.	Not stated.	Canada.	British.	Foreign.		Not stated.	January.	February.	March.	April.	May.	June.	July.	August.	September.	October.	November.	December.
					15–24 Yrs.	25–44 Yrs.	45–64 Yrs.	65 Yrs. and over.	Age not stated.	15–24 Yrs.	25–44 Yrs.	45–64 Yrs.	65 Yrs. and over.	Age not stated.					United States.	Other.													
	Tuberculosis—*Continued.*																															
26	Tuberculosis of the vertebral column	M.	3	1			1				1						1			2				1			1		1			
	,,	F.	1												1		1													1		
30	Tuberculosis of the genito-urinary system	M.	3			1		1			1						3								1		1	1				
	Ditto	F.	1		1												1							1								
31	Tuberculosis of other organs	F.	1		1												1										1					
32	Disseminated tuberculosis	M.	5	1	1	1	1				1						2	1		2		2	1						1			1
	(b.) Chronic	M.	1			1											1						1									
	(c.) Not specified	M.	4	1	1		1				1						1	1		2		2							1			1
34	Syphilis	M.	17		1		5				5	4	1		1		2	7		8		1	1	2		4			3		1	2	3
	,,	F.	7				1				1	4			1		1	5	1			1			1	2		1		1			1
36	Purulent infection, septicæmia (non-puerperal)	F.	2	2													2							1		1						
41	Hydatid cysts	M.	1												1			1									1					
	(a.) Of the liver	M.	1												1			1									1					
43	Mycoses	M.	1										1					1														1
44	Other infectious or parasitic diseases	F.	1	1													1												1			
	(c.) Others under this title	F.	1	1													1												1			
	Class II. Cancer and other tumours	Total	535	3	1	10	43	34		1	33	192	102		113	3	179	251	30	72	3	46	40	41	43	42	41	40	56	36	47	45	58
	,,	M.	309	1		8	30	24			14	105	70		54	3	102	129	18	57	3	31	16	24	24	22	22	20	32	21	32	29	36
	,,	F.	226	2	1	2	13	10		1	19	87	32		59		77	122	12	15		15	24	17	19	20	19	20	24	15	15	16	22
45–53	Cancer and other malignant tumours	M.	283	1		7	28	20			13	100	63		49	2	91	119	16	55	2	28	16	20	23	18	20	19	31	18	30	28	32
	,,	F.	210	1	1	1	12	9		1	18	79	32		56		70	117	10	13		14	22	16	17	19	15	20	22	14	15	16	20
45	Cancer of the buccal cavity and pharynx	M.	12				3	1				3	2		2	1	5	5			2	1		1	1	3		1	1	1	1		2
	Ditto	F.	3								1	1			1			3											1	1		1
46	Cancer of the digestive tract and peritoneum	M.	165			3	15	8			6	62	41		29	1	51	70	7	37		9	11	14	16	8	12	9	20	9	21	13	23
	Ditto	F.	67		1		1	4			3	22	10		26		22	40	1	4		6	8	5	4	7	5	6	7	5	3	5	6
	(a.) Of the œsophagus	M.	14				1	2				4	3		4		3	9		2		1	2	1	2	1				1	2	2	2
	,,	F.	4					1				2			1		2	2				1	1						1	1			
	(b.) Of the stomach and duodenum	M.	58			1	6	1			2	26	12		10		21	24	1	12		6	3	5	7	3	4	3	7	2	4	3	11
	Ditto	F.	20					2			2	2	3		11		4	12		4		2	3	3	1	3	1		2	1	2	2	
	(c.) Of the rectum	M.	25			1	1	2			1	8	7		4	1	7	11	1	6		1	2	1	1	1	3	2	4	2	7		1
	,,	F.	8									6			2		3	5					1			1		2	2	1			1
	(d.) Of the liver and biliary ducts	M.	10				1				1	5	1		2		2	2		6		1	2			1	2		1	1			2
	,,	F.	11									5	1		5		2	9				3	1	1	1				1		2	2
	(e.) Of the pancreas	M.	19				2	2			2	7	4		2		4	8	2	5			1	1	1	1			5	2	3	3	2
	,,	F.	4								1	2	1				1	3		1			2		1		1						
	(g.) Of other organs	M.	39			1	4	1				12	14		7		14	16	3	6			1	6	5	1	3	4	3	1	5	5	5
	,,	F.	20		1		1	1				5	5		7		10	9	1					1	1	3	4	3	1	2	1	1	3

47	Cancer of the respiratory organs	M.	29				3	2			3	20	1				7	13	2	7		5	1	1	2	2	3	1	4	2	4	4	
	"	F.	6				2			1	1		1		1		3	3					1						2			2	1
	(a.) Of the larynx	M.	4					1				3					2	1		1		2					1					1	
	(b.) Of the lung	M.	19				2	1			3	13					4	8	2	5		3	1	1	1	1	1		4	2	3	2	
	"	F.	4				1			1	1		1				2	2					1						2			1	
	(d.) Of other organs of the respiratory system	M.	6				1					4	1				1	4		1					1	1	1	1			1	1	
	Ditto	F.	2				1								1		1	1														1	1
48	Cancer of the uterus	F.	31			1	1	1			4	12	7		5		9	16	3	3		3	5	3	1	4	5	2	1	3	2	1	1
	(a.) Of the uterus	F.	17				1				1	5	6		4		6	7	3	1		2	2	3	1	1	4	1	1	1		1	
	(b.) Of the cervix uteri	F.	14			1		1			3	7	1		1		3	9		2		1	3			3	1	1		2	2		1
49	Cancer of other female genital organs	F.	31				3	1			1	16	5		5		11	17	1	2			1		1	5	2	5	5	1	3	3	5
50	Cancer of the breast	F.	53				4	2			7	18	7		15		16	29	4	4		3	5	6	10	1	1	6	7	2	4	4	4
51	Cancer of the male genito-urinary organs	M.	50			2	5	9				9	16		9		17	23	3	7		11	3	1	3	4	5	6	2	2	3	6	4
	(a.) Of the bladder	M.	14				2	2				3	7				6	7		1		2	2		1	1	2	3			2		1
	(b.) Of the kidney	M.	7			1	2					2			2		3	2	1	1		3			1		1		1	1			
	(c.) Of the prostate gland	M.	26				1	6				4	9		6		8	13	1	4		6		1	1	2	2	3	1	1	1	5	3
	(d.) Of the testicles and annexa	M.	3			1		1							1			1	1	1			1			1						1	
52	Cancer of the skin	M.	3			1									2		1			2									1			1	1
	"	F.	1									1					1							1									
53	Cancer of other or unspecified organs	M.	24	1		1	2				4	6	3		7		10	8	4	2		2	1	3	1	1		2	3	4	1	4	2
	"	F.	18	1			1	1			1	9	2		3		8	9	1			2	2	1	1	2	2	1		2	2	1	2
	(a.) Of the eye and orbit	M.	1												1		1																1
	(b.) Of the circulatory system	M.	1				1											1				1											
	(c.) Of the glandular system	M.	5									1	1		3		1	2	1	1						1			1	1		1	1
	"	F.	3				1					1			1		2	1							1	1					1		
	(d.) Of the female urinary organs	F.	6									4	1		1		2	3	1			1	1	1		1		1		1			
	(e.) Of the bones and joints	M.	4								2		2				1	2		1			1	2								1	
	"	F.	4	1							1	1	1				2	2													1	1	2
	(f.) Of the brain	M.	7	1							2	3			1		2	3	2					1	1			2	1	1	1		
	"	F.	2					1				1					1	1				1	1										
	(g.) Of the spine and spinal cord	M.	1												1		1															1	
	(h.) Of the neck	M.	2			1									1		2												1	1			
	(i.) Of the abdomen	M.	1									1							1			1											
	"	F.	1												1			1									1						
	(j.) Of other specified organs	M.	1				1										1															1	
	(k.) Multiple cancer	M.	1									1					1													1			
	"	F.	1									1						1												1			
	(m.) Of unspecified or unknown location	F.	1									1					1										1						
54	Non-malignant tumours	M.	26			1	2	4			1	5	7		5	1	11	10	2	2	1	3		4	1	4	2	1	1	3	2	1	4
	"	F.	15	1			1	1			1	8			3		6	5	2	2		1	2	1	2	1	4		2	1			1
	(a.) Of the ovary	F.	3									2			1		1	1		1		1							1				1
	(b.) Of the uterus	F.	2				1								1			2					1			1							
	(d.) Of the brain	M.	1									1					1												1				
	"	F.	4	1								3					2	1	1				1		1				1	1			
	(e.) Of the thyroid gland	M.	3					1			1		1				2	1						2							1		
	"	F.	2									1			1		1		1					1			1						
	(f.) Of the prostate gland	M.	19				1	3				3	6		5	1	8	6	2	2	1	2		2		3	2	1		3	1	1	4
	(g.) Of other or unspecified sites	M.	3			1	1					1						3				1			1	1							
	"	F.	4					1			1	2					2	1		1					1		3						
55	Tumours, nature not specified	F.	1			1											1																1
	(d.) Of the brain	F.	1			1											1																1
	Class III.—Rheumatic diseases, diseases of nutrition and of the endocrine glands and other general diseases	Total	68	13	4	1		3			2	23	6		16		36	22	3	7		5	7	10	5	8	7	1	5	6	6	6	2
	Ditto	M.	30	6	1	1		3			1	10	5		3		14	10	1	5		3	3	6	1	3	4		4	1	1	4	
	"	F.	38	7	3						1	13	1		13		22	12	2	2		2	4	4	4	5	3	1	1	5	5	2	2

TABLE 27.—CAUSES OF DEATH FOR EACH SEX BY CONJUGAL CONDITION, NATIVITY, AND MONTH OF DEATH, VANCOUVER, 1938—*Continued.*

Int. List No.	CAUSES OF DEATH.		TOTAL.	CONJUGAL CONDITION.													NATIVITY.					MONTHS.											
				Single.						Married.					Widowed.	Not stated.			Foreign.															
				Under 15 Yrs.	15–24 Yrs.	25–44 Yrs.	45–64 Yrs.	65 Yrs. and over.	Age not stated.	15–24 Yrs.	25–44 Yrs.	45–64 Yrs.	65 Yrs. and over.	Age not stated.			Canada.	British.	United States.	Other.	Not stated.	January.	February.	March.	April.	May.	June.	July.	August.	September.	October.	November.	December.
56	Acute rheumatic fever	M.	6	3								2	1				4	2					1	3			2					
	"	F.	6	2	1						1	2					5	1				1			2			1		1		1
58	Gout	M.	1										1					1														
59	Diabetes mellitus	M.	15					2			1	8	2		2		4	5	1	5		2	2	1		3	1		2	1		3	
	"	F.	17		1							5	1		10		9	6	1	1			2	2		3	1			3	3	2	1
62	Pellagra	M.	1												1			1										1					
63	Rickets	M.	2	1	1												2							1				1					
66	Diseases of the thyroid and parathyroid glands	M.	1										1				1									1							
	Ditto	F.	10	1	1							5			3		4	5		1			2	1	1	2	1	1		1	1		
	(b.) Exophthalmic goitre	M.	1										1				1										1						
	"	F.	7		1							4			2		2	4		1			1	1	1	1			1	1			
	(c.) Myxœdema, cretinism	F.	2	1											1		2						1				1						
	(e.) Others under this title	F.	1									1						1							1								
67	Diseases of the thymus gland	M.	2	2													2					1		1									
	"	F.	4	4													4					1		1	1		1						
69	Other general diseases	M.	2			1		1									1	1							1					1			
	"	F.	1									1							1										1				
	(a.) Fatty or amyloid degeneration	M.	1					1										1							1								
	"	F.	1									1							1										1				
	(c.) Others under this title	M.	1			1											1													1			
	Class IV. Diseases of the blood and blood-forming organs	Total	32	1	1	3	1	3			3	10	6		4		13	12	3	4		2	2	3	1	1	2	5	3	1	4	4	4
	Ditto	M.	19	1	1	2	1	3			1	6	3		1		8	6	1	4		2	1			1	1	4	2	1	2	3	2
	"	F.	13			1					2	4	3		3		5	6	2				1	3	1		1	1	1		2	1	2
70	Hæmorrhagic conditions	M.	1									1								1									1				
	(a.) Simple purpura	M.	1									1								1									1				
71	Anæmia	M.	7				1	2				3	1				4	3										3	1			2	1
	"	F.	5									1	2		2		2	2	1				1	1			1				1	1
	(a.) Pernicious anæmia	M.	7				1	2				3	1				4	3										3	1			2	1
	"	F.	5									1	2		2		2	2	1				1	1			1				1	1
72	Leukæmia and aleukæmia	M.	10	1	1	1		1			1	2	2		1		4	3	1	2		2	1				1	1	1		2	1	1
	"	F.	6			1					2	3					2	3	1					1				1	1		2		1
	(a.) Leukæmia	M.	6	1	1	1					1	2					3	2		1							1	1	1		1	1	1
	"	F.	6			1					2	3					2	3	1					1				1	1		2		1
	(b.) Aleukæmia (Hodgkin's disease)	M.	4					1					2		1		1	1	1	1		2	1								1		
73	Diseases of the spleen	M.	1			1														1						1							
	"	F.	1										1				1							1									
74	Other diseases of the blood and blood-forming organs	F.	1												1			1							1								
	Class V. Chronic poisonings and intoxications	Total	10			2	1				1	3			3		1	6	1	2			1	2	1			1	3				2
	Ditto	M.	8			1	1				1	2			3			5	1	2			1	2	1			1	2				1
	"	F.	2			1						1					1	1											1				1

75	Alcoholism	M.	7			1	1				1	1			3			5	1	1				2	1			1	2				1
		F.	2			1						1					1	1											1				1
	(b.) Other alcoholic intoxications	M.	7			1	1				1	1			3			5	1	1				2	1			1	2				1
	"	F.	2			1						1					1	1											1				1
76	Chronic poisoning, by other organic substances	M.	1									1								1			1										
	(a.) Chronic morphinism	M.	1									1								1			1										
	Class VI. Diseases of the nervous system and of the organs of special sense	Total	98	7	1	4	9	5		1	8	22	19		21	1	42	41	4	10	1	7	8	9	10	7	8	5	8	11	5	13	7
	Ditto	M.	56	5	1	3	8	4			4	12	10		8	1	23	23	2	7	1	5	4	3	5	5	6	5	4	7	2	7	3
	"	F.	42	2		1	1	1		1	4	10	9		13		19	18	2	3		2	4	6	5	2	2		4	4	3	6	4
78	Encephalitis (non-epidemic)	M.	2			1	1										1			1					2								
79	Simple meningitis	M.	2	1							1						2					1										1	
	"	F.	3								1		1		1		3						1	1					1				
80	Progressive locomotor ataxia (tabes dorsalis)	M.	2									1			1			1	1							1		1					
81	Other diseases of the spinal cord	M.	4				1					1	2				2	2							1	2		1					
	"	F.	6								1	2	1		2			6				1	1		1					1		2	
82	Cerebral hæmorrhage, cerebral embolism and thrombosis	M.	21	1			3	4			1	3	5		3	1	5	10		5	1	4	2	1	1	1	2	1	2	4	2	1	
	Ditto	F.	19				1	1			2	4	5		6		7	9	2	1		1	1	2	2	2	2		2	2	1	1	3
	(a.) Cerebral hæmorrhage	M.	14				1	3			1	2	3		3	1	4	6		3	1	2	2		1		2		2	3	2		
	"	F.	15				1	1			2	4	5		2		5	7	2	1		1	1	1	2	2	2		2	1			3
	(b.) Cerebral embolism and thrombosis	M.	6				2	1				1	2				1	3		2		1		1		1		1		1		1	
	Ditto	F.	3												3		1	2						1							1	1	
	(d.) Hemiplegia and other paralysis, cause not specified	M.	1	1														1				1											
	Ditto	F.	1												1		1													1			
83	General paralysis of the insane	M.	1				1										1												1				
84	Dementia præcox and other psychoses	F.	2			1						1					2								1						1		
	(a.) Dementia præcox	F.	1			1											1														1		
	(b.) Other psychoses	F.	1									1					1								1								
85	Epilepsy	M.	4	1							1	1			1		3	1						1		1	1		1				
	"	F.	1									1						1												1			
86	Convulsions (under 5 years of age)	M.	1	1													1										1						
87	Other diseases of the nervous system	M.	13			1	2				1	3	3		3		6	6	1			2	1	1		2	1		1		3	2	
	"	F.	9	1								2	2		4		5	2		2		1	3	1				1		2		1	
	(b.) Neuralgia and neuritis	F.	1												1		1							1									
	(c.) Paralysis agitans	M.	7				1					2	3		1		1	5	1			2		1					1		2	1	
	"	F.	2										1		1			1		1								1		1			
	(d.) Sclerosis (other than of the spinal cord)	M.	4				1				1	1			1		3	1								2	1						1
	Ditto	F.	3									1	1		1		2	1				1	2										
	(e.) Others under this title	M.	2			1									1		2						1									1	
	"	F.	3	1								1			1		2			1			1							1			1
89	Diseases of the ear and mastoid process	M.	6	1	1	1						3					2	3		1						1		1	1		2	1	
	Ditto	F.	2	1						1							2														2		
	(a.) Otitis	M.	2									2						2											1		1		
	"	F.	2	1						1							2														2		
	(b.) Diseases of the mastoid process	M.	4	1	1	1						1					2	1		1						1		1			1	1	
	Class VII. Diseases of the circulatory system	Total	873	5	3	11	48	76			20	205	247		255	3	320	401	48	102	2	90	71	76	76	73	78	49	71	56	67	68	98
	Ditto	M.	561	2	1	7	43	58			14	144	189		100	3	204	252	26	77	2	54	50	51	47	46	55	25	42	35	46	39	71
	"	F.	312	3	2	4	5	18			6	61	58		155		116	149	22	25		36	21	25	29	27	23	24	29	21	21	29	27

TABLE 27.—CAUSES OF DEATH FOR EACH SEX BY CONJUGAL CONDITION, NATIVITY, AND MONTH OF DEATH, VANCOUVER, 1938—*Continued.*

Int. List No.	CAUSES OF DEATH.		TOTAL.	CONJUGAL CONDITION.												NATIVITY.					MONTHS.											
				Single.						Married.																							
				Under 15 Yrs.	15–24 Yrs.	25–44 Yrs.	45–64 Yrs.	65 Yrs. and over.	Age not stated.	15–24 Yrs.	25–44 Yrs.	45–64 Yrs.	65 Yrs. and over.	Age not stated.	Widowed.	Not stated.	Canada.	British.	Foreign. United States.	Foreign. Other.	Not stated.	January.	February.	March.	April.	May.	June.	July.	August.	September.	October.	November.	December.
90–95	Diseases of the heart	M.	385	2	1	5	36	38			11	117	118		55	2	138	168	22	56	1	47	31	32	33	32	34	17	27	21	30	29	52
	,,	F.	187	3	2	3	3	11			6	42	31		86		63	97	13	14		24	13	17	16	15	14	13	18	13	13	14	17
90	Pericarditis	M.	1				1											1					1										
91	Acute endocarditis	M.	2				1						1					2					1		1								
	,,	F.	5		1	1	1				1	1					3	2				1		1		1		1		1			
	(a.) Endocarditis, specified as acute	M.	2				1						1					2					1		1								
	Ditto	F.	4		1	1	1					1					3	1				1				1		1		1			
	(b.) Endocarditis, unspecified (under 45 years of age)	F.	1								1							1						1									
92	Chronic endocarditis, valvular diseases	M.	33			1	2	2			3	10	12		3		9	14	2	8		3	2	1	3	5	7	1	2	1	3	1	4
	Ditto	F.	24	2		1	1	2			2	5	4		7		8	12	4			4	5	2	1		2	2		1	1	4	
	(a.) Endocarditis specified as chronic and other valvular diseases	M.	32			1	2	2			3	9	12		3		9	13	2	8		3	2	1	3	5	7	1	2	1	2	1	4
	Ditto	F.	19	2		1	1	2			2	5	2		4		6	10	3			1	4	2	1		2	2	1		1	1	4
	(b.) Endocarditis, unspecified (45 years and over)	M.	1									1						1												1			
	Ditto	F.	5										2		3		2	2	1			3	1					1					
93	Diseases of the myocardium	M.	97	1		1	12	11			1	23	28		20		40	37	3	16	1	13	9	11	9	10	7	3	2	6	10	6	11
	,,	F.	60					2			1	12	11		34		20	34	2	4		7	2	3	6	9	2	3	3	5	6	6	8
	(a.) Acute myocarditis	M.	2					1					1				1	1					1										1
	,,	F.	1												1			1															1
	(c.) Chronic myocarditis and myocardial degeneration	M.	69	1		1	10	8			1	19	18		11		29	22	2	15	1	12	6	7	6	8	4	3		4	7	3	9
	Ditto	F.	39					1			1	9	8		20		12	25		2		6	2		4	5	2	3	2	4	6	2	3
	(d.) Myocarditis, unspecified (45 years and over)	M.	26				2	2				4	9		9		10	14	1	1		1	2	4	3	2	3		2	2	3	3	1
	Ditto	F.	20					1				3	3		13		8	8	2	2		1		3	2	4			1	1		4	4
94	Diseases of the coronary arteries and angina pectoris	M.	240			2	17	24			7	82	74		32	2	85	108	16	31		29	18	18	20	15	20	12	23	13	15	21	36
	Ditto	F.	88		1	1	1	6			1	21	16		41		28	44	7	9		12	6	10	9	5	8	5	11	8	4	6	4
	(a.) Diseases of the coronary arteries	M.	19			1	3	2				1	8		4		9	6	2	2		3			4	1			3		3	2	3
	Ditto	F.	12					1				1	3		7		6	5		1		5	1	1	1	1			1	2			
	(b.) Embolism and thrombosis of the coronary arteries	M.	207			1	14	21			7	76	62		24	2	72	94	12	29		25	18	15	13	14	18	12	19	13	11	17	32
	Ditto	F.	68		1	1	1	5			1	16	12		31		20	34	7	7		7	5	8	7	4	7	5	8	5	3	5	4
	(c.) Angina pectoris	M.	14					1				5	4		4		4	8	2			1		3	3		2		1		1	2	1
	,,	F.	8									4	1		3		2	5		1				1	1		1		2	1	1	1	
95	Other diseases of the heart	M.	12	1	1	1	3	1				2	3				4	6	1	1		2		2	1	1		1		1	2	1	1
	,,	F.	10	1				1			1	3			4		4	5		1				1		1	1	3	1		1	1	1
	(b.) Other and unspecified	M.	12	1	1	1	3	1				2	3				4	6	1	1		2		2	1	1		1		1	2	1	1
	,,	F.	10	1				1			1	3			4		4	5		1				1		1	1	3	1		1	1	1
96	Aneurism (except of the heart)	M.	14			1	1	3			1	4	2		1	1	3	7	1	2	1	1	3		2	1	2	2		2		1	
	,,	F.	2									1			1			2												1	1		

97	Arteriosclerosis (of coronary arteries excepted)	M.	130			1	3	13			1	15	60		37		49	66	2	13		5	10	15	11	10	18	6	12	10	12	6	15
	Ditto	F.	88			1	2	5				9	23		48		41	33	5	9		6	5	5	11	6	5	8	8	6	7	12	9
98	Gangrene	M.	1										1				1									1							
	,,	F.	1												1			1					1										
99	Other diseases of the arteries	M.	2				1						1				1	1														1	1
100	Diseases of the veins (varices, hæmorrhoids, phlebitis, etc.)	M.	2					1							1			2					1				1						
	Ditto	F.	4									3			1			4				1	1			2							
102	Idiopathic abnormalities of blood-pressure	M.	27				2	3			1	8	7		6		12	8	1	6		1	5	4	1	2			3	2	4	2	3
	Ditto	F.	29					2				6	4		17		12	12	4	1		5	1	3	2	4	4	2	3	1		3	1
103	Other diseases of the circulatory system	F.	1												1					1								1					
	Class VIII. Diseases of the respiratory system	Total	191	25	6	6	11	6			11	44	33	1	47	1	82	75	6	28		16	15	16	14	18	6	14	17	16	12	23	24
	Ditto	M.	123	18	4	4	11	4			2	33	25	1	20	1	50	46	2	25		11	12	11	8	11	2	10	14	9	4	13	18
	,,	F.	68	7	2	2		2			9	11	8		27		32	29	4	3		5	3	5	6	7	4	4	3	7	8	10	6
104	Diseases of the nasal fossæ and annexa	M.	2			1						1					1	1											1				1
106	Bronchitis	M.	2									1			1		1	1											1				1
	,,	F.	1									1						1									1						
	(b.) Chronic	M.	2									1			1		1	1											1				1
	,,	F.	1									1						1									1						
107	Bronchopneumonia	M.	48	8	2		3	1				11	11	1	10	1	21	20		7		3	6	4	2	5	1	7	4	5	4	4	3
	,,	F.	43	5	1	1		1			4	7	4		20		19	17	4	3		4	2	3	4	4	3	3	1	2	7	7	3
	(a.) Bronchopneumonia	M.	48	8	2		3	1				11	11	1	10	1	21	20		7		3	6	4	2	5	1	7	4	5	4	4	3
	,,	F.	43	5	1	1		1			4	7	4		20		19	17	4	3		4	2	2	4	4	3	3	1	2	7	7	3
108	Lobar pneumonia	M.	46	3	1	3	6	2			1	15	10		5		17	13	2	14		7	2	7	5	4		2	5	1		5	8
	,,	F.	12					1			4	1	3		3		5	7				1	1	1	2	2		1	2		1		1
109	Pneumonia, unspecified	M.	7	4			1				1				1		4	2		1			3									1	3
	,,	F.	4	2								1			1		3	1												2			2
110	Pleurisy	M.	6	3	1							2					4	2							1	1	1		2				1
	,,	F.	1			1											1													1			
111	Congestion and hæmorrhagic infarct of the lung, etc.	M.	4									1			3			3		1		1				1						1	1
	Ditto	F.	2												2		2									1				1			
	(a.) Pulmonary embolism and thrombosis	M.	1												1			1				1											
	(b.) Others under this title	M.	3									1			2			2		1						1						1	1
	,,	F.	2												2		2									1				1			
112	Asthma	M.	7					1				2	4				1	4		2			1					1		3		2	
	,,	F.	5		1						1	1	1		1		2	3						1						1		3	
114	Other diseases of the respiratory system (tuberculosis excepted)	M.	1				1										1												1				
	(c.) Others under this title	M.	1				1										1												1				
	Class IX. Diseases of the digestive system	Total	183	19	4	10	13	12		1	12	53	30		29		75	77	10	18	3	18	10	11	15	16	18	16	17	17	12	13	20
	Ditto	M.	120	10	4	8	12	10			6	36	20		14		49	46	6	16	3	12	6	7	11	9	11	12	10	13	7	8	14
	,,	F.	63	9		2	1	2		1	6	17	10		15		26	31	4	2		6	4	4	4	7	7	4	7	4	5	5	6
115	Diseases of the buccal cavity and annexa, and of the pharynx and tonsils (including adenoid vegetations)	M.	6	2	1	1		1			1						6					1	1	1		1	1			1			
	Ditto	F.	1	1															1													1	
	(a.) Diseases of the buccal cavity and annexa	M.	1			1											1										1						

TABLE 27.—CAUSES OF DEATH FOR EACH SEX BY CONJUGAL CONDITION, NATIVITY, AND MONTH OF DEATH, VANCOUVER, 1938—*Continued.*

Int. List No.	CAUSES OF DEATH.		TOTAL.	CONJUGAL CONDITION.													NATIVITY.					MONTHS.											
				Single.						Married.					Widowed.	Not stated.			Foreign.			January.	February.	March.	April.	May.	June.	July.	August.	September.	October.	November.	December.
				Under 15 Yrs.	15–24 Yrs.	25–44 Yrs.	45–64 Yrs.	65 Yrs. and over.	Age not stated.	15–24 Yrs.	25–44 Yrs.	45–64 Yrs.	65 Yrs. and over.	Age not stated.			Canada.	British.	United States.	Other.	Not stated.												
	Diseases of the buccal cavity and annexa—*Continued.*																															
	(b.) Diseases of the tonsils	M.	1								1						1					1										
	,,	F.	1	1															1												1	
	(c.) Others under this title	M.	4	2	1			1									4						1	1		1			1			
116	Diseases of the œsophagus	M.	1												1		1										1					
117	Ulcer of the stomach or duodenum	M.	31			1	5	5			2	9	6		3		10	13	3	4	1	1	1	3	5	3	4	2	4	4	1	1	2
	,,	F.	5					1					1		3		2	2		1					1		1			2		1	1
	(a.) Ulcer of the stomach	M.	12				2	2				6	1		1		2	5	2	2	1		1	2	2	2	2	1					
	,,	F.	2										1		1			1		1						1		1					
	(b.) Ulcer of the duodenum	M.	19			1	3	3			2	3	5		2		8	8	1	2		1		1	3	1	2	1	4	2	1	1	2
	,,	F.	3					1							2		2	1							1						1	1
118	Other diseases of the stomach	M.	2								1	1						2								1				1		
119	Diarrhœa and enteritis (under 2 years of age)	M.	3	3													3											2				1
	Ditto	F.	3	3													3					1	1			1						
120	Diarrhœa and enteritis (2 years and over)	M.	8	1		1	1					4	1				2	4	1	1		1			1		2		1		1	2	
	Ditto	F.	6			1		1				3	1				4	1		1		1				3	1		1			
	(a.) Diarrhœa and enteritis	M.	2	1								1					1		1			1				1						
	,,	F.	3									3					2			1					1	1		1				
	(b.) Ulceration of the intestines	M.	6			1	1					3	1				1	4		1					1		1		1		1	2	
	,,	F.	3			1		1					1				2	1				1				2						
121	Appendicitis	M.	17	3	2	4	1					2	1		4		10	3	1	3		2	1		1	1	1	2		6		2	1
	,,	F.	6	1						1	1	3					2	4				1			1		1			2		1	
122	Hernia, intestinal obstruction	M.	15				2	2			1	4	4		2		5	8		1	1	2		2		1	2	1	2	1	2	2	
	,,	F.	13	2							1	3	4		3		7	6				1	2	1	1	1	1	2	1		2	1	
	(a.) Hernia	M.	5					2				2	1				2	1		1	1			1				1	1	1			1
	,,	F.	3									1	2				1	2					1					1		1			
	(b.) Intestinal obstruction	M.	10				2				1	2	3		2		3	7				2		1		1	1		1	1	2	1
	,,	F.	10	2							1	2	2		3		6	4				1	1	1	1	1	1			1	1		
124	Cirrhosis of the liver	M.	14			1	3					3	5		2		3	8		2	1	2	1		2	1					1	5
	,,	F.	9			1	1				2	2			3			7	2			2			1	1			1	1			3
	(a.) Specified as alcoholic	M.	3				2						1				1	2				1											2
	,,	F.	4			1					1	1			1			3	1			1				1							2
	(b.) Not specified as alcoholic	M.	11			1	1					3	4		2		2	6		2	1	1	1		1	1		2	1			1	3
	,,	F.	5				1				1	1			2			4	1			1			1	1			1	1			1
125	Other diseases of the liver	M.	4	1				1			1	1					1	2		1							1	1			1		1
	,,	F.	2								1				1			1	1									1					1
	(a.) Yellow atrophy of the liver	M.	1									1						1										1					
	,,	F.	1								1								1									1					
	(b.) Others under this title	M.	3	1				1			1						1	1		1							1				1		1
	,,	F.	1												1			1															1
126	Biliary calculi	M.	9									6	3				2	3	1	3		1				3	1		2	1			1
	,,	F.	9								1	4	1		3		3	6						2		1			2	1	2	1	

127	Other diseases of the gall-bladder and biliary passages M.	5					1				3			1		2	2		1		1	1	1		1					1		
	Ditto F.	3									2	1				1	2						1			2						
128	Diseases of the pancreas M.	2									2					1	1					1								1		
	,, F.	2	1											1		2										1						1
129	Peritonitis, cause not specified M.	3		1							1			1		3					1						1					1
	,, F.	4	1									2		1		2	2					1					1	1		1		
	Class X. Diseases of the genito-urinary system Total	208	1	5	4	9	24			7	46	54		57	1	76	94	4	32	2	22	16	12	18	18	16	8	16	21	24	18	19
	Ditto M.	142	1	2	3	9	18			5	34	41		28	1	57	53	2	28	2	14	11	8	11	13	13	4	13	17	16	14	8
	,, F.	66		3	1		6			2	12	13		29		19	41	2	4		8	5	4	7	5	3	4	3	4	8	4	11
130	Acute nephritis (including unspecified, under 10 years of age) M.	2	1				1									2							1							1		
131	Chronic nephritis M.	67		2	2	6	4			2	21	16		13	1	24	21	1	20	1	7	5	5	4	6	7		7	10	7	6	3
	,, F.	47		3	1		5			1	6	9		22		14	28	2	3		4	4	4	3	4	1	3	2	4	6	2	10
132	Nephritis, unspecified (10 years and over) M.	11			1	1	1				2	3		3		3	6		2			1	1	2		1	1	1		1	1	2
	Ditto F.	10					1				4	4		1		2	7		1		2				1	2		1		2	1	1
133	Other diseases of the kidneys and ureters M.	5								2	2	1					3		1	1		3							1		1	
	Ditto F.	1												1		1								1								
134	Calculi of the urinary passages M.	12				1	2				3	4		2		5	6		1		1	1		1	1	1		1	1		3	2
135	Diseases of the bladder (tumours excepted) M.	3										2		1		2	1							1				1		1		
	Ditto F.	3									1			2			3				1			1			1					
136	Diseases of the urethra, urinary abscess, etc. M.	3					1			1				1		2	1								1	1	1					
	Ditto F.	2												2		2								1							1	
	(a.) Stricture of the urethra M.	3					1			1				1		2	1								1	1	1					
	(b.) Others under this title F.	2												2		2								1							1	
137	Diseases of the prostate M.	39				1	9				6	15		8		19	15	1	4		6	1	1	3	5	3	2	3	5	6	3	1
139	Diseases of the female genital organs (not specified as venereal) F.	3								1	1			1			3				1	1		1								
	(b.) Of the uterus F.	3								1	1			1			3				1	1		1								
	Class XI. Diseases of pregnancy, childbirth, and the puerperal state Total	16		2	2				2	10						10	2	3	1		1	4	1	2	2			3	2			1
140	Abortion with septic conditions F.	8		2	1				1	4						6		1	1			1	1	2	1			2	1			
	(a.) Abortion F.	4		1					1	2						3			1			1		1	1			1				
	(b.) Self-induced abortion F.	4		1	1					2						3		1					1	1				1	1			
141	Abortion without mention of septic conditions (hæmorrhage included) F.	1								1								1				1										
	(a.) Abortion F.	1								1								1				1										
145	Puerperal septicæmia (not specified as due to abortion) F.	2								2						2						1							1			
	(a.) Puerperal septicæmia and pyæmia F.	2								2						2						1							1			
146	Puerperal albuminuria and eclampsia F.	2			1					1						1	1					1			1							
147	Other toxæmias of pregnancy F.	1							1							1					1											
149	Other accidents of childbirth F.	1								1								1										1				
	(d.) Rupture of uterus in parturition F.	1								1								1										1				
150	Other or unspecified condition of the puerperal state F.	1								1							1															1
	(b.) Others under this title F.	1								1							1															1

TABLE 27.—CAUSES OF DEATH FOR EACH SEX BY CONJUGAL CONDITION, NATIVITY, AND MONTH OF DEATH, VANCOUVER, 1938—*Continued.*

Int. List No.	CAUSES OF DEATH.	TOTAL.	CONJUGAL CONDITION.													NATIVITY.					MONTHS.											
			Under 15 Yrs.	Single.					Married.						Widowed.	Not stated.	Canada.	British.	Foreign.		Not stated.	January.	February.	March.	April.	May.	June.	July.	August.	September.	October.	November.	December.
				15–24 Yrs.	25–44 Yrs.	45–64 Yrs.	65 Yrs. and over.	Age not stated.	15–24 Yrs.	25–44 Yrs.	45–64 Yrs.	65 Yrs. and over.	Age not stated.						United States.	Other.													
	Class XII. Diseases of the skin and cellular tissue—Total	7	1	1							3	1		1		3	3		1					1		1		1		2	1	1
	Ditto—M.	6	1	1							3	1				3	2		1					1				1		2	1	1
	,, —F.	1												1			1									1						
151	Carbuncle—M.	4		1							2	1				1	2		1					1				1		1	1	
	,, —F.	1												1			1								1							
153	Other diseases of the skin and annexa and of the cellular tissue—M.	2	1								1					2													1		1
	Class XIII. Diseases of the bones and organs of locomotion—Total	15	5	1	2	1	1				4	1				9	5		1		2	2	1		2	1	3	2				2
	Ditto—M.	9	1		1	1	1				4	1				4	4		1		1	2			1	1	1	1				2
	,, —F.	6	4	1	1											5	1				1		1		1		2	1				
154	Osteomyelitis—M.	7	1		1	1					3	1				4	2		1			2			1	1	1					2
	,, —F.	5	4	1												5					1		1		1		2					
155	Other diseases of the bones (tuberculosis excepted)—M.	1									1						1											1				
156	Diseases of the joints and other organs of locomotion—M.	1					1										1				1											
	Ditto—F.	1			1												1											1				
	(a.) Of the joints (tuberculosis and rheumatism excepted)—M.	1					1										1				1											
	(b.) Of other organs of locomotion—F.	1			1												1											1				
	Class XIV. Congenital malformations—Total	30	30													30					1	3	6	4	2	2	1	1	5	1	3	1
	Ditto—M.	18	18													18					1	1	2	2		1	1	1	5	1	2	1
	,, —F.	12	12													12						2	4	2	2	1					1	
157	Congenital malformations (still-births excluded)—M.	18	18													18					1	1	2	2		1	1	1	5	1	2	1
	Ditto—F.	12	12													12						2	4	2	2	1					1	
	(a.) Congenital hydrocephalus—M.	1	1													1							1									
	,, —F.	2	2													2							1	1								
	(b.) Spina bifida and meningocele—M.	2	2													2					1	1										
	,, —F.	2	2													2									1						1	
	(c.) Congenital malformations of the heart—M.	12	12													12							1	2		1	1	1	5		1	
	Ditto—F.	2	2													2						1	1									
	(e.) Others under this title—M.	3	3													3														1	1	1
	,, —F.	6	6													6						1	2	1	1	1						

	Class XV. Diseases of early infancy	Total	59	59												59				3	2	9		9	3	8	2	2	8	7	6
	Ditto	M.	34	34												34				2	1	6		5	1	5	1	2	4	3	4
	,,	F.	25	25												25				1	1	3		4	2	3	1		4	4	2
158	Congenital debility	M.	1	1												1								1							
	,,	F.	1	1												1														1	
159	Premature birth	M.	22	22												22				1	1	4				4		2	4	2	4
	,,	F.	15	15												15				1		2		2	1	3			1	3	2
160	Injury at birth	M.	6	6												6				1				2	1	1	1				
	,,	F.	4	4												4								1	1		1		1		
	(b.) Without mention of Caesarean operation	M.	6	6												6				1				2	1	1	1				
	Ditto	F.	4	4												4								1	1		1		1		
161	Other diseases peculiar to early infancy (under 3 months)	M.	5	5												5						2		2						1	
	Ditto	F.	5	5												5					1	1		1					2		
	(a.) Atelectasis	M.	3	3												3								2						1	
	,,	F.	1	1												1						1									
	(b.) Icterus of the new-born	F.	1	1												1					1										
	(e.) Others, including lack of care	M.	2	2												2						2									
	,,	F.	3	3												3								1					2		
	Class XVI. Senility	Total	13				4				2		7			5	7	1		2	1	1	1	3			1	2	1	1	
	,,	M.	7				3				2		2			5	2			2		1	1	1					1	1	
	,,	F.	6				1						5				5	1			1			2			1	2			
162	Senility	M.	7				3				2		2			5	2			2		1	1	1					1	1	
	,,	F.	6				1						5				5	1			1			2			1	2			
	(a.) With senile dementia (70 years and over)	M.	4				2				2					3	1			1		1	1						1		
	Ditto	F.	2										2				2											2			
	(b.) Without senile dementia (70 years and over)	M.	3				1						2			2	1			1				1					1		
	Ditto	F.	4				1						3				3	1			1			2			1				
	Class XVII. Violent or accidental deaths	Total	202	24	22	22	15	10		1	19	32	21		35	1	107	61	7	24	3	25	20	13	14	19	13	16	18	13	16	16	19
	Ditto	M.	146	19	19	21	14	7		1	12	25	13		14	1	74	42	4	23	3	18	14	9	14	13	10	14	13	8	10	13	10
	,,	F.	56	5	3	1	1	3			7	7	8		21		33	19	3	1		7	6	4		6	3	2	5	5	6	3	9
163–171	Suicides	M.	29		1	4	6				4	8	2		3	1	5	14		9	1	3	4	2	2	2	1	4	2		2	5	2
	,,	F.	5			1					2	1	1				4		1				1	1						1		2
163	Suicide by solid or liquid poisons or by absorption of corrosive substances	M.	2									2					1			1								1			1	
164	Suicide by poisonous gas	M.	6		1		3					1	1					5		1			3					1			2	
	,,	F.	2			1					1						1		1					1								1
165	Suicide by hanging or strangulation	M.	8				2				1	2	1		2			5		3		1		1				2	1		2		1
	,,	F.	1									1					1						1									
166	Suicide by drowning	M.	2									1			1			1		1											1	1
	,,	F.	1										1				1														1	
167	Suicide by firearms	M.	8			3	1				1	2				1	2	3		2	1	2	1	1	1		1	1				1	
168	Suicide by cutting or piercing instruments	F.	1								1						1															1
169	Suicide by jumping from high places	M.	1			1														1					1							
170	Suicide by crushing	M.	2								2						2							1	1							
173–175	Homicides	M.	2	1		1														1	1			2								
	,,	F.	1		1												1															1

TABLE 27.—CAUSES OF DEATH FOR EACH SEX BY CONJUGAL CONDITION, NATIVITY, AND MONTH OF DEATH, VANCOUVER, 1938—*Continued.*

Int. List No.	CAUSES OF DEATH.		TOTAL.	CONJUGAL CONDITION.													NATIVITY.					MONTHS.											
				Single.						Married.					Widowed.	Not stated.			Foreign.			January.	February.	March.	April.	May.	June.	July.	August.	September.	October.	November.	December.
				Under 15 Yrs.	15–24 Yrs.	25–44 Yrs.	45–64 Yrs.	65 Yrs. and over.	Age not stated.	15–24 Yrs.	25–44 Yrs.	45–64 Yrs.	65 Yrs. and over.	Age not stated.			Canada.	British.	United States.	Other.	Not stated.												
	Homicides—*Continued.*																															
175	Homicide by other means	M.	2	1		1														1	1				2							
	,,	F.	1		1											1																1
176–198	Other violent deaths	M.	115	18	18	16	8	7		1	8	17	11		11		69	28	4	13	1	15	10	7	10	11	9	10	11	8	8	8	8
	,,	F.	50	5	2		1	3			5	6	7		21		28	19	2	1		7	5	3		6	3	2	5	5	5	3	6
178	Accidental absorption of toxic gases	M.	6	1		1						2	2				6					1				1	1	1					1
	,,	F.	5	1				1			1		1		1		3	2					1						2		1		1
180	Conflagration	M.	3	3													3									3							
	,,	F.	1									1						1														1	
181	Accidental burns (conflagration excepted)	M.	2		1			1									1	1					1			1							
	Ditto	F.	3	1								2					2	1				1				1				1			
182	Accidental mechanical suffocation	M.	2	2													2														1	1
183	Accidental drowning	M.	12	3		1	4	1			1	2					6	4	1		1		2	2	2		2			2	2		
	,,	F.	3		1						1				1		2		1								1	1		1			
185	Accidental injury by cutting or piercing instruments	M.	1		1												1							1									
	Ditto	F.	1	1													1					1											
186	Accidental injury: by fall, crushing, or landslide	M.	79	7	14	12	4	4		1	7	11	9		10		43	22	3	11		13	5	3	6	6	4	9	10	6	5	6	6
	Ditto	F.	31	2	1		1	1			3	3	5		15		18	11	1	1		3	4	2		5	1	1	2	3	3	2	5
188	Injuries by animals	M.	1	1													1								1							
193	Accidents due to electric currents	M.	1		1												1					1											
194	Other accidents	M.	8	1	1	2		1				2			1		5	1		2			2	1	1	1	1				1	1	
	,,	F.	6					1					1		4		2	4				2		1			1		1	1			
	(a.) Foreign body	M.	2	1		1											2						1			1							
	(b.) Others under this title	M.	6		1	1		1				2			1		3	1		2			1	1	1		1				1	1	
	,,	F.	6					1					1		4		2	4				2		1			1		1	1			
	Class XVIII. Ill-defined causes of death	Total	3	2									1				2	1				2		1									
	Ditto	M.	2	2													2					1		1									
	,,	F.	1										1					1				1											
199	Sudden death	F.	1										1					1				1											
200	Cause of death not specified or ill-defined	M.	2	2													2					1		1									

SPECIAL CLASSES OF ACCIDENTAL DEATHS, VANCOUVER, 1938.

(Included also under the numbers of the International List above.)

A	Accidents in mines and quarries	M.	1			1														1									1				
B	Accidents caused by machines	M.	5		2	1					1				1		4	1				1					1			2	1		
	,,	F.	2	1							1						1	1				2											
C	Railway accidents	M.	4			1		1				1			1		2	1		1		1				1							2
D	Street-car accidents	M.	3					1				1	1				2	1					2							1			
	,,	F.	1									1					1														1		
E	Automobile and motor-cycle accidents	M.	32	6	6	5	1			1	2	7	2		2		21	6	1	4		8	2	1	3	2	1	3	3	1	4	1	3
	,,	F.	9	1	1						2	1	1		3		5	1	2	1		1		1		1		1	1	1	2		1
G	Water transportation	M.	4		1						1	2					2	1	1					1	1			1			1		
	,,	F.	1												1		1											1					

TABLE 28.—CAUSES OF DEATH BY SEX IN CENSUS DIVISIONS, BRITISH COLUMBIA, 1938.

Int. List No.	CAUSES OF DEATH.	TOTAL.	Div. No. 1.	Div. No. 2.	Div. No. 3.	Div. No. 4.	Div. No. 5a.	Div. No. 5b.	Div. No. 6a.	Div. No. 6b.	Div. No. 7.	Div. No. 8a.	Div. No. 8b.	Div. No. 9a.	Div. No. 9b.	Div. No. 9c.	Div. No. 9d.	Div. No. 10a.	Div. No. 10b.	Div. No. 10c.
	Deaths, all causes ..... Total	7460	179	358	388	4078	1377	73	325	46	96	142	129	7	17	176	26	3	6	34
	" ..... M.	4703	123	225	253	2553	852	48	214	22	59	97	85	5	8	108	20	2	5	24
	" ..... F.	2757	56	133	135	1525	525	25	111	24	37	45	44	2	9	68	6	1	1	10
	Class I. Infectious and parasitic diseases ..... Total	793	6	22	32	337	115	18	76	22	21	29	35	1	7	55	8		2	7
	Ditto ..... M.	452	4	14	19	203	66	11	39	8	9	15	20		5	24	7		2	6
	" ..... F.	341	2	8	13	134	49	7	37	14	12	14	15	1	2	31	1			1
1	Typhoid fever ..... M.	7				3			2		1		1							
2	Paratyphoid fever ..... F.	1					1													
5	Undulant fever ..... F.	1							1											
7	Measles ..... M.	7				1		1				1	1			2	1			
	" ..... F.	4				2						2								
8	Scarlet fever ..... M.	3		2																1
	" ..... F.	1					1													
9	Whooping-cough ..... M.	12	1	1		3	2			1						4				
	" ..... F.	19			1	1	4				1	1	3			7				1
10	Diphtheria ..... M.	1				1														
	" ..... F.	3				2		1												
11	Influenza ..... M.	60	1	4	5	25	8		6		1	3	3			1	1		1	1
	" ..... F.	51	1	2	4	32	5	1	1		1		2			2				
	(a.) Sole cause ..... M.	4		1									2			1				
	" ..... F.	5			1	1		1								2				
	(b.) With bronchitis ..... F.	1				1														
	(c.) With pneumonia ..... M.	34	1	2	1	16	4		6			2	1							1
	" ..... F.	26		1	2	17	3				1		2							
	(d.) With other diseases of the respiratory system ..... M.	4				2	1				1									
	Ditto ..... F.	2				1	1													
	(e.) With intestinal complications ..... M.	5			2	1	1										1			
	" ..... F.	7	1	1	1	3			1											
	(f.) With other causes ..... M.	13		1	2	6	2					1							1	
	" ..... F.	10				9	1													
13	Dysentery ..... M.	3				2						1								
	" ..... F.	2										1				1				
15	Erysipelas ..... M.	6		1		3			1											1
	" ..... F.	3				2	1													
16	Poliomyelitis and polioencephalitis (acute) ..... M.	2		1	1															
	Ditto ..... F.	2				2														
17	Lethargic or epidemic encephalitis ..... M.	2				1	1													
	" ..... F.	2				1	1													
18	Epidemic cerebrospinal meningitis ..... M.	3				1	1						1							
22	Tetanus ..... M.	1				1														
23–	Tuberculosis ..... M.	307	1	5	12	140	44	9	29	7	7	10	14		4	17	5		1	2
32	" ..... F.	228		5	8	79	35	3	33	13	9	10	9	1	2	20	1			
23	Tuberculosis of the respiratory system M.	256	1	4	9	120	34	6	26	7	4	8	13		3	15	4		1	1
	" ..... F.	197		3	6	66	30	3	30	11	8	10	9		2	18	1			
24	Tuberculosis of the meninges and central nervous system ..... M.	19			2	5	4		1		2	1	1			1	1			1
	Ditto ..... F.	16		2		5	3		2	2				1		1				
25	Tuberculosis of the intestines and peritoneum ..... M.	6				3	1	1	1											
	Ditto ..... F.	8			1	4	1		1							1				
26	Tuberculosis of the vertebral column ..... M.	6				3	3													
	" ..... F.	1				1														
27	Tuberculosis of the bones and joints (vertebral column excepted) ..... M.	1		1																
	Ditto ..... F.	1				1														
	(a.) Of bones ..... M.	1		1																
	(b.) Of joints ..... F.	1				1														
28	Tuberculosis of the skin and sub-cutaneous cellular tissue ..... M.	1							1											
29	Tuberculosis of the lymphatic system (bronchial, mesenteric, and retroperitoneal glands excepted) ..... M.	1													1					
30	Tuberculosis of the genito-urinary system ..... M.	4				4														
	Ditto ..... F.	1				1														
31	Tuberculosis of other organs ..... M.	1					1													
	" ..... F.	2				1					1									
32	Disseminated tuberculosis ..... M.	12			1	5	1	2			1	1				1				
	" ..... F.	2			1		1													
	(a.) Acute ..... M.	1						1												
	" ..... F.	1			1															
	(b.) Chronic ..... M.	3				1						1				1				
	(c.) Not specified ..... M.	8			1	4	1	1			1									
	" ..... F.	1					1													
34	Syphilis ..... M.	32	1			19	9	1	1											1
	" ..... F.	16				9	1	2	2				1			1				
35	Gonococcus infection and other venereal diseases ..... F.	2				1				1										

TABLE 28.—CAUSES OF DEATH BY SEX IN CENSUS DIVISIONS, BRITISH COLUMBIA, 1938—*Continued.*

Int. List No.	CAUSES OF DEATH.	TOTAL.	Div. No. 1.	Div. No. 2.	Div. No. 3.	Div. No. 4.	Div. No. 5a.	Div. No. 5b.	Div. No. 6a.	Div. No. 6b.	Div. No. 7.	Div. No. 8a.	Div. No. 8b.	Div. No. 9a.	Div. No. 9b.	Div. No. 9c.	Div. No. 9d.	Div. No. 10a.	Div. No. 10b.	Div. No. 10c.
36	Purulent infection, septicæmia (non-puerperal) M.	1			1															
	Ditto F.	3	1			2														
38	Malaria M.	1				1														
41	Hydatid cysts M.	1				1														
	(a.) Of the liver M.	1				1														
43	Mycoses M.	1				1														
44	Other infectious or parasitic diseases M.	2					1								1					
	" F.	3		1		1					1									
	(a.) Chicken-pox M.	1													1					
	(c.) Others under this title M.	1					1													
	" F.	3		1		1					1									
	Class II. Cancer and other tumours Total	1060	22	42	43	676	220		28	1	6	8	5			8				1
	M.	599	13	21	25	384	120		17	1	4	5	4			4				1
	" F.	461	9	21	18	292	100		11		2	3	1			4				
45–53	Cancer and other malignant tumours M.	562	13	21	24	355	114		17		4	5	4			4				1
	" F.	425	8	20	15	273	90		11		2	2				4				
45	Cancer of the buccal cavity and pharynx M.	22		1	1	16	4													
	" F.	5				3	2													
46	Cancer of the digestive tract and peritoneum M.	329	9	14	16	200	72		11		3	1	1			2				
	Ditto F.	150	4	7	4	93	33		6			1				2				
	(a.) Of the œsophagus M.	25		1		16	5		2			1								
	" F.	6				5	1													
	(b.) Of the stomach and duodenum M.	125	4	7	9	72	26		4		1		1			1				
	" F.	44	1	3	2	29	6		1			1				1				
	(c.) Of the rectum M.	46	1	3	2	28	9		1		1					1				
	" F.	14				10	4													
	(d.) Of the liver and biliary ducts M.	20		1	2	12	5													
	" F.	24			2	16	5		1											
	(e.) Of the pancreas M.	42	3	1		26	9		2		1									
	" F.	15	1			7	6		1											
	(f.) Of the peritoneum F.	2				1	1													
	(g.) Of other organs M.	71	1	1	3	46	18		2											
	" F.	45	2	4		25	10		3							1				
47	Cancer of the respiratory organs M.	52	2			39	8		1			2								
	" F.	18		1	1	10	5		1											
	(a.) Of the larynx M.	8				5	1		1			1								
	(b.) Of the lung M.	35	2			26	6					1								
	" F.	11			1	7	2		1											
	(c.) Of the mediastinum F.	1				1														
	(d.) Of other organs of the respiratory system M.	9				8	1													
	Ditto F.	6		1		2	3													
48	Cancer of the uterus F.	60	2	2	5	38	12									1				
	(a.) Of the uterus F.	31	1		3	20	7													
	(b.) Of the cervix uteri F.	29	1	2	2	18	5									1				
49	Cancer of other female genital organs F.	48		3	1	37	7													
50	Cancer of the breast F.	106	1	6	2	70	23		2		1	1								
51	Cancer of the male genito-urinary organs M.	94	2	4	4	60	19		1		1	2	1							
	(a.) Of the bladder M.	26	2	1	2	17	3				1									
	(b.) Of the kidney M.	15		1		8	4					2								
	(c.) Of the prostate gland M.	48		2	2	31	12		1											
	(d.) Of the testicles and annexa M.	4				4														
	(e.) Of other male genito-urinary organs M.	1											1							
52	Cancer of the skin M.	11				6	2		1							2				
	" F.	4				3	1													
53	Cancer of other or unspecified organs M.	54		2	3	34	9		3				2							1
	" F.	34	1	1	2	19	7		2		1					1				
	(a.) Of the eye and orbit M.	4				3	1													
	(b.) Of the circulatory system M.	1				1														
	(c.) Of the glandular system M.	12			2	6	1		1				1							1
	" F.	5		1		3	1													
	(d.) Of the female urinary organs F.	11	1		1	6	2		1											
	(e.) Of the bones and joints M.	12		1		9	2													
	" F.	7				4	2				1									
	(f.) Of the brain M.	11				7	3		1											
	" F.	4				3	1													
	(g.) Of the spine and spinal cord M.	2				1	1													
	" F.	1							1											
	(h.) Of the neck M.	3				3														
	(i.) Of the abdomen M.	2				1							1							
	" F.	2				1	1													
	(j.) Of other specified organs M.	5		1		2	1		1											
	(k.) Multiple cancer M.	1				1														
	" F.	2			1	1														
	(m.) Of unspecified or unknown location M.	1			1															
	Ditto F.	2				1										1				

TABLE 28.—CAUSES OF DEATH BY SEX IN CENSUS DIVISIONS, BRITISH COLUMBIA, 1938—*Continued.*

Int. List No.	CAUSES OF DEATH.		TOTAL.	Div. No. 1.	Div. No. 2.	Div. No. 3.	Div. No. 4.	Div. No. 5a.	Div. No. 5b.	Div. No. 6a.	Div. No. 6b.	Div. No. 7.	Div. No. 8a.	Div. No. 8b.	Div. No. 9a.	Div. No. 9b.	Div. No. 9c.	Div. No. 9d.	Div. No. 10a.	Div. No. 10b.	Div. No. 10c.
54	Non-malignant tumours	M.	34				28	5			1										
		F.	31	1	1	2	17	9					1								
	(a.) Of the ovary	F.	6		1	1	3	1													
	(b.) Of the uterus	F.	4			1	2	1													
	(d.) Of the brain	M.	1				1														
		F.	7	1			4	1					1								
	(e.) Of the thyroid gland	M.	3				3														
		F.	8				4	4													
	(f.) Of the prostate gland	M.	23				20	2			1										
	(g.) Of other or unspecified sites	M.	7				4	3													
	"	F.	6				4	2													
55	Tumours, nature not specified	M.	3			1	1	1													
		F.	5			1	2	1						1							
	(d.) Of the brain	M.	3			1	1	1													
		F.	3				2	1													
	(g.) Of other or unspecified sites	F.	2			1								1							
	Class III. Rheumatic diseases, diseases of nutrition and of the endocrine glands and other general diseases	Total	196	4	7	19	98	47	1	5		1	5			1	5	1			2
	Ditto	M.	89	1	3	10	45	18		3			4				3	1			1
	"	F.	107	3	4	9	53	29	1	2		1	1			1	2				1
56	Acute rheumatic fever	M.	13		1		9	2									1				
	"	F.	14				8	5								1					
57	Chronic rheumatism, osteoarthritis	M.	3				1	1		1											
	"	F.	5				2						1				2				
58	Gout	M.	1				1														
59	Diabetes mellitus	M.	40		1	6	22	6		1			2				1				1
	"	F.	51	2	4	5	23	16													1
62	Pellagra	M.	1				1														
63	Rickets	M.	2				2														
	"	F.	1							1											
66	Diseases of the thyroid and parathyroid glands	M.	3				1	2													
	Ditto	F.	18			2	11	5													
	(a.) Simple goitre	F.	1					1													
	(b.) Exophthalmic goitre	M.	2				1	1													
		F.	13			2	8	3													
	(c.) *Myxœdema, cretinism*	F.	3				2	1													
	(d.) Tetany	M.	1					1													
	(e.) Others under this title	F.	1				1														
67	Diseases of the thymus gland	M.	15		1	3	6	1					2				1	1			
	"	F.	13	1		1	6	2	1	1		1									
68	Diseases of the adrenals (Addison's disease)	M.	1							1											
	Ditto	F.	1					1													
69	Other general diseases	M.	10	1		1	2	6													
		F.	4			1	3														
	(a.) Fatty or amyloid degeneration	M.	8	1			1	6													
		F.	4			1	3														
	(c.) Others under this title	M.	2			1	1														
	Class IV. Diseases of the blood and blood-forming organs	Total	67	1	2	3	45	10		2			1				3				
	Ditto	M.	40		2		28	6		1							3				
	"	F.	27	1		3	17	4		1			1								
70	Hæmorrhagic conditions	M.	1				1														
		F.	1										1								
	(a.) Simple purpura	M.	1				1														
	"	F.	1										1								
71	Anæmia	M.	17				14	2									1				
		F.	8	1			5	1		1											
	(a.) Pernicious anæmia	M.	16				13	2									1				
		F.	8	1			5	1		1											
	(b.) Others under this title	M.	1				1														
72	Leukæmia and aleukæmia	M.	19		1		12	4		1							1				
		F.	14			3	9	2													
	(a.) Leukæmia	M.	11				7	2		1							1				
		F.	10			1	8	1													
	(b.) *Aleukæmia (Hodgkin's disease)*	M.	8		1		5	2													
	"	F.	4			2	1	1													
73	Diseases of the spleen	M.	2		1		1														
	"	F.	3				2	1													
74	Other diseases of the blood and blood-forming organs	M.	1														1				
	Ditto	F.	1				1														
	Class V. Chronic poisonings and intoxications	Total	26		2	2	19	1									2				
	Ditto	M.	22		2	2	15	1									2				
	"	F.	4				4														

TABLE 28.—CAUSES OF DEATH BY SEX IN CENSUS DIVISIONS, BRITISH COLUMBIA, 1938—*Continued.*

Int. List No.	CAUSES OF DEATH.		TOTAL.	Div. No. 1.	Div. No. 2.	Div. No. 3.	Div. No. 4.	Div. No. 5a.	Div. No. 5b.	Div. No. 6a.	Div. No. 6b.	Div. No. 7.	Div. No. 8a.	Div. No. 8b.	Div. No. 9a.	Div. No. 9b.	Div. No. 9c.	Div. No. 9d.	Div. No. 10a.	Div. No. 10b.	Div. No. 10c.
75	Alcoholism	M.	20		1	2	14	1									2				
	,,	F.	4				4														
	(a.) Delirium tremens	M.	5				3										2				
	(b.) Other alcoholic intoxications	M.	15		1	2	11	1													
	,,	F.	4				4														
76	Chronic poisonings, by other organic substances	M.	1				1														
	(a.) Chronic morphinism	M.	1				1														
77	Chronic poisoning by mineral substances	M.	1		1																
	(a.) Lead (including occupational)	M.	1		1																
	Class VI. Diseases of the nervous system and of the organs of special sense	Total	311	4	13	11	196	47	1	13	1	5	5	7	1	1	4	2			
	Ditto	M.	184	2	6	7	118	26		4	1	2	5	7	1		3	2			
	,,	F.	127	2	7	4	78	21	1	9		3				1	1				
78	Encephalitis (non-epidemic)	M.	2				2														
79	Simple meningitis	M.	8	1			5			1				1							
	,,	F.	5		1		3			1											
80	Progressive locomotor ataxia (tabes dorsalis)	M.	3				2	1													
	Ditto	F.	1							1											
81	Other diseases of the spinal cord	M.	8		1		4	3													
	,,	F.	16	1			8	6				1									
82	Cerebral hæmorrhage, cerebral embolism and thrombosis	M.	67	1	4	5	26	16		1		2	5	2	1		2	2			
	Ditto	F.	51	1	5	3	26	11		3		1					1				
	(a.) Cerebral hæmorrhage	M.	47	1	2	5	16	11		1		1	4	2			2	2			
	,,	F.	43	1	4	2	21	10		3		1					1				
	(b.) Cerebral embolism and thrombosis	M.	14		1		8	4				1									
	,,	F.	3				3														
	(c.) Softening of the brain	M.	1												1						
	(d.) Hemiplegia and other paralysis, cause not specified	M.	5		1		2	1					1								
	Ditto	F.	5		1	1	2	1													
83	General paralysis of the insane	M.	15			1	13										1				
	,,	F.	1				1														
84	Dementia præcox and other psychoses	M.	24				24														
	,,	F.	29				26	2				1									
	(a.) Dementia præcox	M.	22				22														
	,,	F.	18				18														
	(b.) Other psychoses	M.	2				2														
	,,	F.	11				8	2				1									
85	Epilepsy	M.	11				8	1			1			1							
	,,	F.	5				1	1		2						1					
86	Convulsions (under 5 years of age)	M.	2				1							1							
87	Other diseases of the nervous system	M.	32		1	1	25	3		1				1							
	,,	F.	15		1	1	11			2											
	(b.) Neuralgia and neuritis	M.	1											1							
	,,	F.	1				1														
	(c.) Paralysis agitans	M.	17		1	1	12	2		1											
	,,	F.	5		1	1	2			1											
	(d.) Sclerosis (other than of the spinal cord)	M.	9				8	1													
	Ditto	F.	4				4														
	(e.) Others under this title	M.	5				5														
	,,	F.	5				4			1											
88	Diseases of the organs of vision	M.	1				1														
89	Diseases of the ear and mastoid process	M.	11				7	2		1				1							
	,,	F.	4				2	1	1												
	(a.) Otitis	M.	4				2	1						1							
	,,	F.	2				2														
	(b.) Diseases of the mastoid process	M.	7				5	1		1											
	,,	F.	2					1	1												
	Class VII. Diseases of the circulatory system	Total	2133	35	88	102	1277	444	11	70	6	16	22	15	2	1	30	4		1	9
	Ditto	M.	1403	24	57	69	822	278	10	58	4	11	20	12	2	1	26	3		1	5
	,,	F.	730	11	31	33	455	166	1	12	2	5	2	3			4	1			4
90–95	Diseases of the heart	M.	917	16	30	50	533	184	8	29	3	11	15	9	2	1	18	3		1	4
	,,	F.	433	5	20	25	263	102		6	1	4		3			1	1			2
90	Pericarditis	M.	3				1	2													
	,,	F.	1					1													
91	Acute endocarditis	M.	6				2	1									2	1			
	,,	F.	6				5	1													
	(a.) Endocarditis, specified as acute	M.	6				2	1									2	1			
	,,	F.	5				4	1													
	(b.) Endocarditis, unspecified (under 45 years of age)	F.	1				1														

TABLE 28.—CAUSES OF DEATH BY SEX IN CENSUS DIVISIONS, BRITISH COLUMBIA, 1938—*Continued.*

Int. List No.	CAUSES OF DEATH.		TOTAL.	Div. No. 1.	Div. No. 2.	Div. No. 3.	Div. No. 4.	Div. No. 5a.	Div. No. 5b.	Div. No. 6a.	Div. No. 6b.	Div. No. 7.	Div. No. 8a.	Div. No. 8b.	Div. No. 9a.	Div. No. 9b.	Div. No. 9c.	Div. No. 9d.	Div. No. 10a.	Div. No. 10b.	Div. No. 10c.
	Diseases of the heart—*Continued.*																				
92	Chronic endocarditis, valvular diseases	M.	99	1	2	7	49	18		5		1	6	4			2	1		1	2
	,,	F.	72	1	3	5	43	17		1				1			1				
	(a.) Endocarditis specified as chronic and other valvular diseases	F.	85	1	1	5	46	13		5			6	3			2	1			2
	Ditto	F.	56	1	3	5	33	13						1							
	(b.) Endocarditis, unspecified (45 years and over)	M.	14		1	2	3	5				1		1						1	
	Ditto	F.	16				10	4		1							1				
93	Diseases of the myocardium	M.	279	1	11	16	140	80	3	10	1	3	4	2	1	1	5				1
	,,	F.	169	1	11	13	95	40		4	1	1		1				1			1
	(a.) Acute myocarditis	M.	6				4	1								1					
	,,	F.	2				2														
	(b.) Myocarditis, unspecified (under 45 years of age)	M.	2					1						1							
	(c.) Chronic myocarditis and myocardial degeneration	M.	153		6	10	96	22	2	5	1	1	4	1	1		3				1
	Ditto	F.	88		6	7	55	12		4	1	1						1			1
	(d.) Myocarditis, unspecified (45 years and over)	M.	118	1	5	6	40	56	1	5		2					2				
	Ditto	F.	79	1	5	6	38	28						1							
94	Diseases of the coronary arteries and angina pectoris	M.	491	10	15	23	324	77	5	13	2	6	5	1	1		8				1
	Ditto	F.	168	2	5	7	109	40		1		2		1							1
	(a.) Diseases of the coronary arteries	M.	59	1	2	2	37	9	2	1	1	1	3								
	Ditto	F.	20		1	1	16	1						1							
	(b.) Embolism and thrombosis of the coronary arteries	M.	387	6	7	19	266	63	2	9	1	3	1	1	1		7				1
	Ditto	F.	126	1	3	3	83	34				1									1
	(c.) Angina pectoris	M.	45	3	6	2	21	5	1	3		2	1				1				
	,,	F.	22	1	1	3	10	5		1		1									
95	Other diseases of the heart	M.	39	4	2	4	17	6		1		1		2			1	1			
	,,	F.	17	1	1		11	3				1									
	(a.) Functual diseases of the heart	M.	4			2	1			1											
	,,	F.	1				1														
	(b.) Other and unspecified	M.	35	4	2	2	16	6				1		2			1	1			
	,,	F.	16	1	1		10	3				1									
96	Aneurism (except of the heart)	M.	21	1	1		17	2													
	,,	F.	6		2		4														
97	Arteriosclerosis (of coronary arteries excepted)	M.	380	6	20	9	224	83	2	25	1		2	2			5				1
	Ditto	F.	203	5	3	2	130	51	1	6	1	1					2				1
98	Gangrene	M.	7				2	1		1			2				1				
	,,	F.	4				3	1													
99	Other diseases of the arteries	M.	5				3	1		1											
	,,	F.	3	1		1											1				
100	Diseases of the veins (varices, hæmorrhoids, phlebitis, etc.)	M.	7		1		3	3													
	Ditto	F.	7				4	2													1
101	Diseases of the lymphatic system (lymphangitis, etc.)	M.	1											1							
102	Idiopathic abnormalties of blood-pressure	M.	65	1	5	10	40	4		2			1				2				
	,,	F.	73		6	5	50	10					2								
103	Other diseases of the circulatory system	F.	1				1														
	Class VIII. Diseases of the respiratory system	Total	555	27	24	34	284	79	6	26	7	9	16	20	1	3	12	5			2
	Ditto	M.	344	18	18	23	180	43	2	16	4	6	8	13		2	7	3			1
	,,	F.	211	9	6	11	104	36	4	10	3	3	8	7	1	1	5	2			1
104	Diseases of the nasal fossæ and annexa	M.	4				3	1													
	,,	F.	2					1	1												
105	Diseases of the larynx	M.	1					1													
		F.	1									1									
	(b.) Other diseases of the larynx	M.	1					1													
	,,	F.	1									1									
106	Bronchitis	M.	14		1	1	4	2		3				1			1	1			
	,,	F.	8				2	1						3		1		1			
	(a.) Acute	M.	5				1	1		2				1							
	,,	F.	3											2		1					
	(b.) Chronic	M.	7		1		3	1		1							1				
	,,	F.	4				2	1										1			
	(c.) Unspecified	M.	2			1												1			
	,,	F.	1											1							
107	Bronchopneumonia	M.	127	8	10	6	67	18	2	4		2	1	4		1	2	2			
	,,	F.	96	2		4	63	11	1	3		1	3	2			4	1			1
	(a.) Bronchopneumonia	M.	127	8	10	6	67	18	2	4		2	1	4		1	2	2			
	,,	F.	96	2		4	63	11	1	3		1	3	2			4	1			1
108	Lobar pneumonia	M.	112	5	4	11	66	8		4	1	4	6	2							1
	,,	F.	50	7	5	2	19	9		3		1	3	1							
109	Pneumonia, unspecified	M.	43	1	1	2	16	8		4	3		1	4			3				
	,,	F.	24		1	1	7	6	2	2	3		2								

TABLE 28.—CAUSES OF DEATH BY SEX IN CENSUS DIVISIONS, BRITISH COLUMBIA, 1938—*Continued.*

Int. List No.	CAUSES OF DEATH.		TOTAL.	Div. No. 1.	Div. No. 2.	Div. No. 3.	Div. No. 4.	Div. No. 5a.	Div. No. 5b.	Div. No. 6a.	Div. No. 6b.	Div. No. 7.	Div. No. 8a.	Div. No. 8b.	Div. No. 9a.	Div. No. 9b.	Div. No. 9c.	Div. No. 9d.	Div. No. 10a.	Div. No. 10b.	Div. No. 10c.
110	Pleurisy	M.	8				7	1													
	"	F.	4			1	1	1							1						
111	Congestion and hæmorrhagic infarct of the lung, etc.	M.	7				6	1													
	Ditto	F.	5			1	3	1													
	(a.) Pulmonary embolism and thrombosis	M.	2				2														
	(b.) Others under this title	M.	5				4	1													
	"	F.	5			1	3	1													
112	Asthma	M.	18	1	2	3	9	2		1											
	"	F.	19			2	9	6		2											
114	Other diseases of the respiratory system (tuberculosis excepted)	M.	10	3			2	1						2		1	1				
	Ditto	F.	2											1			1				
	(a.) Chronic interstitial pneumonia, including occupational diseases of the respiratory system	M.	5	3			1										1				
	(b.) Gangrene of the lung	M.	1					1													
	(c.) Others under this title	M.	4				1							2		1					
	"	F.	2											1			1				
	Class IX. Diseases of the digestive system	Total	467	14	28	27	245	99	4	20		9	10	2	1		5	1			2
	Ditto	M.	299	9	16	19	156	63	2	14		5	8	1	1		2	1			2
	"	F.	168	5	12	8	89	36	2	6		4	2	1			3				
115	Diseases of the buccal cavity and annexa, and of the pharynx and tonsils (including adenoid vegetations)	M.	13				8	3		1		1									
	Ditto	F.	10	1	1		2	4		1			1								
	(a.) Diseases of the buccal cavity and annexa	M.	2				2														
	(b.) Diseases of the tonsils	M.	6				2	2		1		1									
		F.	8				2	4		1			1								
	(c.) Others under this title	M.	5				4	1													
	"	F.	2	1	1																
116	Diseases of the œsophagus	M.	2				1	1													
	"	F.	2					2													
117	Ulcer of the stomach or duodenum	M.	72	1	2	7	37	14		5		2	1				2				1
		F.	11				7	4													
	(a.) Ulcer of the stomach	M.	43	1	1	6	17	10		2		2	1				2				1
		F.	7				4	3													
	(b.) Ulcer of the duodenum	M.	29		1	1	20	4		3											
	"	F.	4				3	1													
118	Other diseases of the stomach	M.	2				2														
119	Diarrhœa and enteritis (under 2 years of age)	M.	16	1	2	1	7	1	1	1				1	1						
	Ditto	F.	19	1	1	1	8	1	1	2		2					2				
120	Diarrhœa and enteritis (2 years and over)	M.	13				9	3					1								
		F.	14		2		8	3		1											
	(a.) Diarrhœa and enteritis	M.	7				3	3					1								
		F.	7		2		3	1		1											
	(b.) Ulceration of the intestines	M.	6				6														
	"	F.	7				5	2													
121	Appendicitis	M.	65	4	9	4	27	14		2			4								1
	"	F.	19	2	3		10			1		1		1			1				
122	Hernia, intestinal obstruction	M.	40	1	2	2	20	12		2		1									
		F.	32	1		4	19	6		1		1									
	(a.) Hernia	M.	13	1	2		6	4													
		F.	13	1		2	4	5				1									
	(b.) Intestinal obstruction	M.	27			2	14	8		2		1									
		F.	19			2	15	1		1											
123	Other diseases of the intestines	M.	5				1	2		1								1			
	"	F.	2					2													
124	Cirrhosis of the liver	M.	32	2		1	19	7		2		1									
		F.	13		1		9	2	1												
	(a.) Specified as alcoholic	M.	5				4	1													
		F.	4				4														
	(b.) Not specified as alcoholic	M.	27	2		1	15	6		2		1									
	"	F.	9		1		5	2	1												
125	Other diseases of the liver	M.	6				5	1													
		F.	3				3														
	(a.) Yellow atrophy of the liver	M.	1				1														
		F.	1				1														
	(b.) Others under this title	M.	5				4	1													
	"	F.	2				2														
126	Biliary calculi	M.	14			3	9	2													
	"	F.	20		1	2	12	5													
127	Other diseases of the gall-bladder and biliary passages	M.	10			1	6	3													
	Ditto	F.	14		2	1	5	5					1								

TABLE 28.—CAUSES OF DEATH BY SEX IN CENSUS DIVISIONS, BRITISH COLUMBIA, 1938—*Continued.*

Int. List No.	CAUSES OF DEATH.		TOTAL.	Div. No. 1.	Div. No. 2.	Div. No. 3.	Div. No. 4.	Div. No. 5a.	Div. No. 5b.	Div. No. 6a.	Div. No. 6b.	Div. No. 7.	Div. No. 8a.	Div. No. 8b.	Div. No. 9a.	Div. No. 9b.	Div. No. 9c.	Div. No. 9d.	Div. No. 10a.	Div. No. 10b.	Div. No. 10c.
128	Diseases of the pancreas	M.	2				2														
	,,	F.	4		1		2	1													
129	Peritonitis, cause not specified	M.	7		1		3		1				2								
	,,	F.	5				4	1													
	Class X. Diseases of the genito-urinary system	Total	545	12	36	30	301	111	1	23		5	6	3			11	3		1	2
	Ditto	M.	369	8	22	18	204	78	1	16		4	4	3			7	2		1	1
	,,	F.	176	4	14	12	97	33		7		1	2				4	1			1
130	Acute nephritis (including unspecified, under 10 years of age)	M.	7			2	2	1		1				1							
	Ditto	F.	4		1		1			1								1			
131	Chronic nephritis	M.	165	4	12	6	98	28		8		3	2				3	1			
	,,	F.	113	2	9	8	69	18		3		1	2				1				
132	Nephritis, unspecified (10 years and over)	M.	49	1	4	3	20	15		2		1		2			1				
	Ditto	F.	31	2	2	2	14	7		2							2				
133	Other diseases of the kidneys and ureters	M.	12			1	8	1		2											
	,,	F.	8		1		5	1									1				
134	Calculi of the urinary passages	M.	19		2	1	13	2									1				
	,,	F.	4			2		1		1											
135	Diseases of the bladder (tumours excepted)	M.	13	1	1		5	5					1								
	Ditto	F.	8				3	5													
136	Diseases of the urethra, urinary abscess, etc.	M.	4				3	1													
	Ditto	F.	2				2														
	(a.) Stricture of the urethra	M.	4				3	1													
	(b.) Others under this title	F.	2				2														
137	Diseases of the prostate	M.	100	2	3	5	55	25	1	3			1				2	1		1	1
139	Diseases of the female genital organs (not specified as venereal)	F.	6		1		3	1													1
	(a.) Of the ovary, Fallopian tube and parametrium	F.	1																		1
	(b.) Of the uterus	F.	5		1		3	1													
	Class XI. Diseases of pregnancy, childbirth, and the puerperal state	Total	48	1	5	2	26	6	1	1		1	1	2			2				
140	Abortion with septic conditions	F.	17	1	1		10	2				1					2				
	(a.) Abortion	F.	10				5	2				1					2				
	(b.) Self-induced abortion	F.	7	1	1		5														
141	Abortion without mention of septic conditions (hæmorrhage included)	F.	2				2														
	(a.) Abortion	F.	1				1														
	(b.) Self-induced abortion	F.	1				1														
142	Ectopic gestation	F.	1											1							
	(b.) Without mention of septic conditions	F.	1											1							
143	Other accidents of pregnancy (hæmorrhage excluded)	F.	1				1														
144	Puerperal hæmorrhage	F.	1		1																
	(b.) Other hæmorrhages	F.	1		1																
145	Puerperal septicæmia (not specified as due to abortion)	F.	7		1	1	2	1					1	1							
	(a.) Puerperal septicæmia and pyæmia	F.	7		1	1	2	1					1	1							
146	Puerperal albuminuria and eclampsia	F.	13		2	1	7	3													
147	Other toxæmias of pregnancy	F.	1				1														
148	Puerperal phlegmasia alba dolens, embolism, or sudden death (not specified as septic)	F.	2				1		1												
	(a.) Phlegmasia alba dolens and thrombosis	F.	1						1												
	(c.) Sudden death	F.	1				1														
149	Other accidents of childbirth	F.	1				1														
	(d.) Rupture of uterus in parturition	F.	1				1														
150	Other or unspecified condition of the puerperal state	F.	2				1			1											
	(b.) Others under this title	F.	2				1			1											
	Class XII. Diseases of the skin and cellular tissue	Total	19	1	1	1	10	4					1	1							
	Ditto	M.	15	1		1	9	3					1								
	,,	F.	4		1		1	1						1							
151	Carbuncle	M.	9	1			6	2													
	,,	F.	1				1														
152	Cellulitis, acute abscess	M.	2			1		1													
	,,	F.	1					1													

TABLE 28.—CAUSES OF DEATH BY SEX IN CENSUS DIVISIONS, BRITISH COLUMBIA, 1938—*Continued.*

Int. List No.	CAUSES OF DEATH.	TOTAL.	Div. No. 1.	Div. No. 2.	Div. No. 3.	Div. No. 4.	Div. No. 5a.	Div. No. 5b.	Div. No. 6a.	Div. No. 6b.	Div. No. 7.	Div. No. 8a.	Div. No. 8b.	Div. No. 9a.	Div. No. 9b.	Div. No. 9c.	Div. No. 9d.	Div. No. 10a.	Div. No. 10b.	Div. No. 10c.
153	Other diseases of the skin and annexa and of the cellular tissue ..... M.	4				3						1								
	Ditto ..... F.	2		1									1							
	Class XIII. Diseases of the bones and organs of locomotion ..... Total	33	1	2	3	19	6				1					1				
	Ditto ..... M.	17			1	11	4									1				
	" ..... F.	16	1	2	2	8	2				1									
154	Osteomyelitis ..... M.	8				7	1													
	" ..... F.	6				5					1									
155	Other diseases of the bones (tuberculosis excepted) ..... M.	4				3	1													
	Ditto ..... F.	6	1	1	1	1	2													
156	Diseases of the joints and other organs of locomotion ..... M.	5			1	1	2									1				
	Ditto ..... F.	4		1	1	2														
	(a.) Of the joints (tuberculosis and rheumatism excepted) ..... M.	4				1	2									1				
	Ditto ..... F.	2		1		1														
	(b.) Of other organs of locomotion ..... M.	1			1															
	" ..... F.	2			1	1														
	Class XIV. Congenital malformations ..... Total	67	1	6	6	38	6		3			1	3			1	1			1
	" ..... M.	41	1	5	3	25	3		1			1	1			1				
	" ..... F.	26		1	3	13	3		2				2				1			1
157	Congenital malformations (still-births excluded) ..... M.	41	1	5	3	25	3		1			1	1			1				
	Ditto ..... F.	26		1	3	13	3		2				2				1			1
	(a.) Congenital hydrocephalus ..... M.	2		1		1														
	" ..... F.	2				2														
	(b.) Spina bifida and meningocele ..... M.	5		1		3							1							
	" ..... F.	7		1	1	2	2						1							
	(c.) Congenital malformations of the heart ..... M.	23	1	3	1	15	2					1								
	Ditto ..... F.	8				3	1		2								1			1
	(d.) Monstrosities ..... M.	1				1														
	(e.) Others under this title ..... M.	10			2	5	1		1							1				
	" ..... F.	9			2	6							1							
	Class XV. Diseases of early infancy ..... Total	259	12	16	25	100	40	1	21		6	5	15		1	14		1		2
	" ..... M.	146	6	11	15	54	25		13		3	3	10			5				1
	" ..... F.	113	6	5	10	46	15	1	8		3	2	5		1	9		1		1
158	Congenital debility ..... M.	11		2		1	1		1				6							
	" ..... F.	12				1			6				1			3				1
159	Premature birth ..... M.	94	5	6	11	36	18		7		2	3	4			2				
	" ..... F.	68	4	5	7	28	8	1	2		3		4		1	5				
160	Injury at birth ..... M.	18	1	2	2	9	1		1							1				1
	" ..... F.	19	1		2	8	5					2				1				
	(a.) With mention of Caesarean operation ..... M.	1				1														
	Ditto ..... F.	1				1														
	(b.) Without mention of Caesarean operation ..... M.	17	1	2	2	8	1		1							1				1
	Ditto ..... F.	18	1		2	7	5					2				1				
161	Other diseases peculiar to early infancy (under 3 months) ..... M.	23		1	2	8	5		4		1					2				
	Ditto ..... F.	14	1		1	9	2											1		
	(a.) Atelectasis ..... M.	8				3	3		1		1									
	" ..... F.	2				1	1													
	(b.) Icterus of the new-born ..... M.	2			2															
	" ..... F.	1				1														
	(e.) Others, including lack of care ..... M.	10		1		5	2		2											
	" ..... F.	10	1			7	1											1		
	(f.) No cause given, no doctor in attendance ..... M.	3							1							2				
	Ditto ..... F.	1			1															
	Class XVI. Senility ..... Total	109	2	7	7	49	7	8	5	3	2	4	5		2	4			2	2
	" ..... M.	64	2	5	7	28	4	4	3	1	1	1	3			2			1	2
	" ..... F.	45		2		21	3	4	2	2	1	3	2		2	2			1	
162	Senility ..... M.	64	2	5	7	28	4	4	3	1	1	1	3			2			1	2
	" ..... F.	45		2		21	3	4	2	2	1	3	2		2	2			1	
	(a.) With senile dementia (70 years and over) ..... M.	22		1	1	19			1											
	Ditto ..... F.	9				7	1					1								
	(b.) Without senile dementia (70 years and over) ..... M.	42	2	4	6	9	4	4	2	1	1	1	3			2			1	2
	Ditto ..... F.	36		2		14	2	4	2	2	1	2	2		2	2			1	

TABLE 28.—CAUSES OF DEATH BY SEX IN CENSUS DIVISIONS, BRITISH COLUMBIA, 1938—*Continued.*

Int. List No.	CAUSES OF DEATH.		TOTAL.	Div. No. 1.	Div. No. 2.	Div. No. 3.	Div. No. 4.	Div. No. 5a.	Div. No. 5b.	Div. No. 6a.	Div. No. 6b.	Div. No. 7.	Div. No. 8a.	Div. No. 8b.	Div. No. 9a.	Div. No. 9b.	Div. No. 9c.	Div. No. 9d.	Div. No. 10a.	Div. No. 10b.	Div. No. 10c.
	Class XVII. Violent or accidental deaths	Total	722	35	53	32	353	132	17	24	3	13	25	11	1		17	1	1		4
	Ditto	M.	583	33	39	27	267	113	16	21	2	13	20	9	1		16	1	1		4
	,,	F.	139	2	14	5	86	19	1	3	1		5	2			1				
163–171	Suicides	M.	100	6	6	3	49	24	1	3		2	4	1			1				
	,,	F.	19	1	3		12	2					1								
163	Suicide by solid or liquid poisons or by absorption of corrosive substances	M.	6		1		4			1											
	Ditto	F.	4	1	1		2														
164	Suicide by poisonous gas	M.	11	1			7	3													
	,,	F.	2				2														
165	Suicide by hanging or strangulation	M.	23	1	1		17	4													
	,,	F.	3				3														
166	Suicide by drowning	M.	14				8	5		1											
	,,	F.	6		1		3	1					1								
167	Suicide by firearms	M.	38	4	4	3	10	10				1	4	1			1				
	,,	F.	1					1													
168	Suicide by cutting or piercing instruments	M.	3					2				1									
	Ditto	F.	2		1		1														
169	Suicide by jumping from high places	M.	2				1			1											
	,,	F.	1				1														
170	Suicide by crushing	M.	2				2														
171	Suicide by other means	M.	1						1												
173–175	Homicides	M.	11		1		5	2									3				
	,,	F.	4		2	1	1														
173	Homicide by firearms	M.	5				1	1									3				
	,,	F.	1			1															
174	Homicide by cutting or piercing instruments	M.	1		1																
175	Homicide by other means	M.	5				4	1													
	,,	F.	3		2		1														
176–198	Other violent deaths	M.	472	27	32	24	213	87	15	18	2	11	16	8	1		12	1	1		4
	,,	F.	116	1	9	4	73	17	1	3	1		4	2			1				
177	Food poisoning	M.	1				1														
	,,	F.	2				2														
178	Accidental absorption of toxic gases	M.	15				11	2	1								1				
	,,	F.	5				5														
179	Other acute accidental poisonings (except by gas)	M.	2							1			1								
180	Conflagration	M.	5		1		3			1											
	,,	F.	3		1		1							1							
181	Accidental burns (conflagration excepted)	M.	7		3	1	3														
	Ditto	F.	8				4	2						1			1				
182	Accidental mechanical suffocation	M.	8		3		3	1					1								
	,,	F.	2		1								1								
183	Accidental drowning	M.	84	2	7	3	35	17	7	1		3	1	2			5				1
	,,	F.	16		3		7	1	1	1	1		2								
184	Accidental injury by firearms	M.	10			2	2	1		1				2			1				1
	,,	F.	1		1																
185	Accidental injury by cutting or piercing instruments	M.	4			3	1														
	Ditto	F.	1				1														
186	Accidental injury by fall, crushing, or landslide	M.	280	20	14	12	133	62	6	13	2	7	6		1		3	1			
	Ditto	F.	66	1	3	4	45	10		2			1								
188	Injuries by animals	M.	8	1	1		3						2								1
190	Excessive cold	M.	9		1	1	1			1			2	1					1		1
191	Excessive heat	M.	3		1	1	1														
	,,	F.	1				1														
193	Accidents due to electric currents	M.	3			1	2														
194	Other accidents	M.	25	4	1		9	3	1			1	2	2			2				
	,,	F.	10				6	4													
	(a.) Foreign body	M.	3				2	1													
	(b.) Others under this title	M.	22	4	1		7	2	1			1	2	2			2				
	,,	F.	10				6	4													
195	*Violent deaths of which the nature (accident. suicide, homicide) is unknown*	M.	7				4	1					1	1							
	Ditto	F.	1				1														
198	Capital punishment	M.	1				1														
	Class XVIII. Ill-defined causes of death	Total	50	1	4	9	5	3	4	8	3	1	3	5		1	2		1		
	,,	M.	36	1	4	7	4	1	2	8	1	1	2	2			2		1		
	,,	F.	14			2	1	2	2		2		1	3		1					
199	Sudden death	M.	15	1	3	5		1	1	3		1									
	,,	F.	3			2	1														
200	Cause of death not specified or ill-defined	M.	21		1	2	4		1	5	1		2	2			2		1		
	,,	F.	11					2	2		2		1	3		1					

TABLE 28.—CAUSES OF DEATH BY SEX IN CENSUS DIVISIONS, BRITISH COLUMBIA, 1938—*Continued.*

SPECIAL CLASSES OF ACCIDENTAL DEATHS IN CENSUS DIVISIONS, BRITISH COLUMBIA, 1938.

(Included also under the numbers of the International List above.)

	CAUSES OF DEATH.		TOTAL.	Div. No. 1.	Div. No. 2.	Div. No. 3.	Div. No. 4.	Div. No. 5a.	Div. No. 5b.	Div. No. 6a.	Div. No. 6b.	Div. No. 7.	Div. No. 8a.	Div. No. 8b.	Div. No. 9a.	Div. No. 9b.	Div. No. 9c.	Div. No. 9d.	Div. No. 10a.	Div. No. 10b.	Div. No. 10c.
A	Accidents in mines and quarries	M.	27	10	2	5	4	2			1		2		1						
B	Accidents caused by machines	M.	18		3	1	8	2	1	2		1									
	„	F.	2				2														
C	Railway accidents	M.	24		2		14	4	1	3											
	„	F.	1		1																
D	Street-car accidents	M.	7		1		5					1									
	„	F.	1				1														
E	Automobile and motor-cycle accidents	M.	88	7	3	5	52	16	1	2	1		1								
	„	F.	22				17	2		2			1								
F	Other land transportation	M.	7			1	1	3		1			1								
	„	F.	1			1															
G	Water transportation	M.	29		1		9	9	3			4		1			2				
	„	F.	2				1				1										
H	Air transportation	M.	7				2	3					1	1							
	„	F.	1					1													

TABLE 29.—CAUSES OF DEATH BY SEX IN CITIES AND VILLAGE OF 1,000 POPULATION AND OVER, BRITISH COLUMBIA, 1938.

Int. List No.	CAUSES OF DEATH.		TOTAL.	Chilliwack.	Courtenay.	Cranbrook.	Cumberland.	Duncan.	Fernie.	Grand Forks.	Kamloops.	Kelowna.	Ladysmith.	Merritt.	Mission.	Nanaimo.	Nelson.	New Westminster.	North Vancouver.	Port Alberni.	Port Coquitlam.	Port Moody.	Prince George.	Prince Rupert.	Revelstoke.	Rossland.	Trail.	Vancouver.	Vernon.	Victoria.
	Deaths, all causes	Total	4953	24	7	10	21	38	28	22	131	64	16	24	30	137	96	327	106	54	8	2	41	63	33	25	60	2795	68	723
	,,	M.	3104	14	3	9	10	23	17	14	106	40	12	14	20	83	55	200	59	35	7	1	32	44	19	14	40	1754	45	434
	,,	F.	1849	10	4	1	11	15	11	8	25	24	4	10	10	54	41	127	47	19	1	1	9	19	14	11	20	1041	23	289
	Class I. Infectious and parasitic diseases	Total	410	1	1			1	1	1	13	13		3	1	12	8	16	2	5			7	8	1	4	3	252	4	53
	,,	M.	257	1				1			10	9		3		8	5	8	1	2			5	3	1	3	2	164	1	30
	,,	F.	153		1				1	1	3	4			1	4	3	8	1	3			2	5		1	1	88	3	23
1	Typhoid fever	M.	5											2				1										2		
2	Paratyphoid fever	F.	1																											1
5	Undulant fever	F.	1								1																			
7	Measles	M.	2																					1				1		
	,,	F.	3																				2					1		
8	Scarlet fever	M.	2																							1	1			
	,,	F.	1																	1										
9	Whooping-cough	M.	3																							1		2		
	,,	F.	4		1																			1				1	1	
10	Diphtheria	M.	1																									1		
	,,	F.	2																									2		
11	Influenza	M.	36								5	4				4	2	4					2			1		12		2
	(a.) ,, Sole cause	F.	32						1			3			1	1		2		1				1				18	1	3
	(b.) With bronchitis	F.	2									1												1						
	(c.) With pneumonia	M.	1																									1		
	,,	F.	23								5	1				2	1	3					2			1		7		1
	(d.) ,, With other diseases of the respiratory system	M.	17									1								1								12	1	2
	,,	F.	2																									2		
	(e.) ,, With intestinal complications	M.	2																									1		1
	,,	F.	2									1																		1
	(f.) ,, With other causes	M.	5						1			1						2										1		
	,,	F.	9									2				2	1	1										3		
13	Dysentery	M.	5												1	1												3		
15	Erysipelas	M.	1																									1		
	,,	F.	4								1																	3		
16	Poliomyelitis and polioencephalitis (acute)	M.	2															1												1
	,,	F.	2									1					1													
17	Lethargic or epidemic encephalitis	M.	2																									2		
	,,	F.	2	1												1														
18	Epidemic cerebrospinal meningitis	M.	1																									1		1
22	Tetanus	M.	1																									1		
23–32	Tuberculosis	M.	167					1			3	3		1		1	2	3	1	1			3	2	1		1	121	1	22
	,,	F.	89							1	2	1				3	3	4	1	1				2			1	53	1	16
23	Tuberculosis of the respiratory system	M.	143								3	3		1		1	2	2	1	1			3	2			1	103	1	19
	,,	F.	70													2	3	2		1				1				45	1	15
24	Tuberculosis of the meninges and central nervous system	M.	6																									5		1
	Ditto	F.	9								1					1		1						1			1	4		

25	Tuberculosis of the intestines and peritoneum	M.	4					1										1										2		
	,,	F.	5							1	1							1										1		1
26	Tuberculosis of the vertebral column	M.	4																									3		1
	,,	F.	1																									1		
27	Tuberculosis of the bones and joints (vertebral column excepted)	M.	1																				1							
	Ditto	F.	1																1											
	(a.) Of bones	M.	1																				1							
	(b.) Of joints	F.	1																1											
30	Tuberculosis of the genito-urinary system	M.	3																									3		
	,,	F.	1																									1		
31	Tuberculosis of other organs	M.	1																											1
	,,	F.	1																									1		
32	Disseminated tuberculosis	M.	5																									5		
	,,	F.	1					1																						
	(a.) Acute	F.	1					1																						
	(b.) Chronic	M.	1																									1		
	(c.) Not specified	M.	4																									4		
34	Syphilis	M.	27							1					2					1								17		6
	,,	F.	9																			1						7		1
35	Gonococcus infection and other venereal diseases	F.	1															1												
36	Purulent infection, septicæmia (non-puerperal)	M.	1								1																			
	,,	F.	2																									2		
41	Hydatid cysts	M.	1																									1		
	(a.) Of the liver	M.	1																									1		
43	Mycoses	M.	1																									1		
44	Other infectious or parasitic diseases	F.	2																						1			1		
	(c.) Others under this title	F.	2																						1			1		
	Class II. Cancer and other tumours	Total	860	2		1	4	11	6	6	17	7	3	4	2	23	16	40	16	5	1		3	3	4	1	7	535	5	138
	,,	M.	485	1		1	1	5	2	4	11	3	2	3	2	10	6	23	7	4	1		2	1	1	1	5	309	4	76
	,,	F.	375	1			3	6	4	2	6	4	1	1		13	10	17	9	1			1	2	3		2	226	1	62
45–53	Cancer and other malignant tumours	M.	452	1		1	1	5	2	4	11	3	2	3	2	10	6	23	7	4	1		2	1	1	1	5	283	3	70
	,,	F.	345	1			1	5	3	2	6	3	1	1		13	9	16	9	1			1	2	3		2	210	1	55
45	Cancer of the buccal cavity and pharynx	M.	19	1								1						1									1	12		3
	,,	F.	4													1												3		
46	Cancer of the digestive tract and peritoneum	M.	265			1		2	2	4	8	1		1	1	7	4	13	2	4					1		3	165	3	43
	,,	F.	117				1	2	1	2	2		1	1		5	4	4	4				1	1	1			67		20
	(a.) Of the œsophagus	M.	23								2					1	1	2										14		3
	,,	F.	5																									4		1
	(b.) Of the stomach and duodenum	M.	93					2	1	2	3	1		1	1	2	1	4		2					1			58	1	13
	,,	F.	33					1	1	1				1			1		2				1		1			20		4
	(c.) Of the rectum	M.	39			1				1						1	2	1										25	1	7
	,,	F.	12					1											1									8		2
	(d.) Of the liver and biliary ducts	M.	16															2									1	10		3
	,,	F.	19				1			1	1					1		1										11		3
	(e.) Of the pancreas	M.	33						1		1					3		2	1								1	19		5
	,,	F.	12							1						2			1									4		4
	(f.) Of the peritoneum	F.	2															1												1
	(g.) Of other organs	M.	61						1	2								2	1	2							1	39	1	12
	,,	F.	34										1			2	3	2						1				20		5
47	Cancer of the respiratory organs	M.	43					2			1		1					3	2				1					29		4
	,,	F.	15	1														1	1						1			6		5
	(a.) Of the larynx	M.	6					1			1																	4		
	(b.) Of the lung	M.	29					1					1					2	2				1					19		3
	,,	F.	8															1	1									4		2
	(c.) Of the mediastinum	F.	1	1																										
	(d.) Of other organs of the respiratory system	M.	8															1										6		1
	,,	F.	6																						1			2		3

TABLE 29.—CAUSES OF DEATH BY SEX IN CITIES AND VILLAGE OF 1,000 POPULATION AND OVER, BRITISH COLUMBIA, 1938—*Continued.*

Int. List No.	CAUSES OF DEATH.		TOTAL.	Chilliwack.	Courtenay.	Cranbrook.	Cumberland.	Duncan.	Fernie.	Grand Forks.	Kamloops.	Kelowna.	Ladysmith.	Merritt.	Mission.	Nanaimo.	Nelson.	New Westminster.	North Vancouver.	Port Alberni.	Port Coquitlam.	Port Moody.	Prince George.	Prince Rupert.	Revelstoke.	Rossland.	Trail.	Vancouver.	Vernon.	Victoria.
	Cancer and other malignant tumours—*Continued.*																													
48	Cancer of the uterus	F.	51						1			2				3		4	1					1				31	1	7
	(a.) Of the uterus	F.	27									1				1		2										17	1	5
	(b.) Of the cervix uteri	F.	24						1			1				2		2	1					1				14		2
49	Cancer of other female genital organs	F.	42									1				1	1	1								1		31		6
50	Cancer of the breast	F.	85					1	1		2					2	4	5	3	1						1		53		12
51	Cancer of the male genito-urinary organs	M.	74					1				1	1		1	2	2	1	2				1			1		50		11
	(a.) Of the bladder	M.	18									1				1												14		2
	(b.) Of the kidney	M.	13					1								1	1						1					7		2
	(c.) Of the prostate gland	M.	40										1		1		1	1	2							1		26		7
	(d.) Of the testicles and annexa	M.	3																									3		
52	Cancer of the skin	M.	9				1				1							1			1			1				3		1
	,,	F.	2																									1		1
53	Cancer of other or unspecified organs	M.	42								1			2		1		4	1								1	24		8
	,,	F.	29					2			2					1		1							1			18		4
	(a.) Of the eye and orbit	M.	4															1	1									1		1
	(b.) Of the circulatory system	M.	1																									1		
	(c.) Of the glandular system	M.	8								1							1										5		1
	,,	F.	5													1									1			3		
	(d.) Of the female urinary organs	F.	9								1																	6		2
	(e.) Of the bones and joints	M.	8															1									1	4		2
	,,	F.	6																									4		2
	(f.) Of the brain	M.	11											1														7		3
	,,	F.	4					1										1										2		
	(g.) Of the spine and spinal cord	M.	2													1												1		
	,,	F.	1								1																			
	(h.) Of the neck	M.	3															1										2		
	(i.) Of the abdomen	M.	1																									1		
	,,	F.	2					1																				1		
	(j.) Of other specified organs	M.	3											1														1		1
	(k.) Multiple cancer	M.	1																									1		
	,,	F.	1																									1		
	(m.) Of unspecified or unknown location	F.	1																									1		
54	Non-malignant tumors	M.	31																									26		5
	,,	F.	28				2	1	1			1					1	1										15		6
	(a.) Of the ovary	F.	5					1									1											3		
	(b.) Of the uterus	F.	4				1					1																2		
	(d.) Of the brain	M.	1																									1		
	,,	F.	6						1																			4		1
	(e.) Of the thyroid gland	M.	3																									3		
	,,	F.	7				1											1										2		3
	(f.) Of the prostate gland	M.	21																									19		2
	(g.) Of other or unspecified sites	M.	6																									3		3
	,,	F.	6																									4		2
55	Tumours, nature not specified	M.	2																										1	1
		F.	2																									1		1
	(d.) Of the brain	M.	2																										1	1
	,,	F.	2																									1		1

	Class III. Rheumatic diseases, diseases of nutrition and of the endocrine glands and other general diseases	Total	136				4	2		1	3	7	1			4	5	11	1	1	1			1			1	68	1	24
	Ditto	M.	59				1	1			2	4				2	1	6	1		1			1			1	30		8
	,,	F.	77				3	1		1	1	3	1			2	4	5		1								38	1	16
56	Acute rheumatic fever	M.	11														1	3										6		1
	,,	F.	12				2											1										6		3
57	Chronic rheumatism, osteoarthritis	M.	1								1																					
	,,	F.	1															1														
58	Gout	M.	1																									1				
59	Diabetes mellitus	M.	27				1					2				1		3	1					1				15		3
	,,	F.	39							1		1	1			1	4	2		1								17	1	10
62	Pellagra	M.	1																									1				
63	Rickets	M.	2																									2				
66	Diseases of the thyroid and parathyroid glands	M.	3					1																				1		1		
	,,	F.	14					1				1																10		2		
	(a.) Simple goitre	F.	1					1																								
	(b.) Exophthalmic goitre	M.	2					1																				1				
	,,	F.	9									1																7		1		
	(c.) Myxœdema, cretinism	F.	3																									2		1		
	(d.) Tetany	M.	1																											1		
	(e.) Others under this title	F.	1																									1				
67	Diseases of the thymus gland	M.	6									1									1						1	2		1		
	,,	F.	7								1					1												4		1		
68	Diseases of the adrenals (Addison's disease)	M.	1								1																					
	,,	F.	1				1																									
69	Other general diseases	M.	6									1				1												2		2		
	,,	F.	3									1						1										1				
	(a.) Fatty or amyloid degeneration	M.	4													1												1		2		
	,,	F.	3									1						1										1				
	(c.) Others under this title	M.	2									1																1				
	Class IV. Diseases of the blood and blood-forming organs	Total	55					1			1	1				2		5	4					3			1	32		5		
	Ditto	M.	36					1			1					2		5	1					3			1	19		3		
	,,	F.	19									1							3									13		2		
70	Hæmorrhagic conditions	M.	1																									1				
	(a.) Simple purpura	M.	1																									1				
71	Anæmia	M.	15															4	1					1				7		2		
	,,	F.	5																									5				
	(a.) Pernicious anæmia	M.	14															3	1					1				7		2		
	,,	F.	5																									5				
	(b.) Others under this title	M.	1															1														
72	Leukæmia and aleukæmia	M.	17					1			1					2		1						1				10		1		
	,,	F.	10									1							2									6		1		
	(a.) Leukæmia	M.	11					1			1					1		1						1				6				
	,,	F.	7																1									6				
	(b.) Aleukæmia (Hodgkin's disease)	M.	6													1												4		1		
	,,	F.	3									1							1											1		
73	Diseases of the spleen	M.	2																								1	1				
	,,	F.	3																1									1		1		
74	Other diseases of the blood and blood-forming organs	M.	1																					1								
	,,	F.	1																									1				
	Class V. Chronic poisonings and intoxications	Total	21									1			1		1	2	1					2	1			10	1	1		
	,,	M.	17									1			1		1	1						2	1			8	1	1		
	,,	F.	4															1	1									2				

TABLE 29.—CAUSES OF DEATH BY SEX IN CITIES AND VILLAGE OF 1,000 POPULATION AND OVER, BRITISH COLUMBIA, 1938—*Continued.*

Int. List No.	CAUSES OF DEATH.		TOTAL.	Chilliwack.	Courtenay.	Cranbrook.	Cumberland.	Duncan.	Fernie.	Grand Forks.	Kamloops.	Kelowna.	Ladysmith.	Merritt.	Mission.	Nanaimo.	Nelson.	New Westminster.	North Vancouver.	Port Alberni.	Port Coquitlam.	Port Moody.	Prince George.	Prince Rupert.	Revelstoke.	Rossland.	Trail.	Vancouver.	Vernon.	Victoria.
75	Alcoholism	M.	15									1			1		1	1						2				7	1	1
	,,	F.	4															1	1									2		
	(a.) Delirium tremens	M.	2																					2						
	(b.) Other alcoholic intoxications	M.	13									1			1		1	1										7	1	1
	,,	F.	4															1	1									2		
76	Chronic poisoning, by other organic substances	M.	1																									1		
	(a.) Chronic morphinism	M.	1																									1		
77	Chronic poisoning by mineral substances	M.	1																						1					
	(a.) Lead (including occupational)	M.	1																						1					
	Class VI. Diseases of the nervous system and of the organs of special sense	Total	185							1	6			3	1	2	5	19	2	3	1		2	2	1		3	98	2	34
	Ditto	M.	105								4				1	2	2	12	1	1	1		2	1			2	56	1	19
	,,	F.	80							1	2			3			3	7	1	2				1	1		1	42	1	15
78	Encephalitis (non-epidemic)	M.	2																									2		
79	Simple meningitis	M.	6								1							2			1							2		
	,,	F.	5											1											1			3		
80	Progressive locomotor ataxia (tabes dorsalis)	M.	3																									2		1
	,,	F.	1								1																			
81	Other diseases of the spinal cord	M.	6																	1								4		1
	,,	F.	12															2										6		4
82	Cerebral hæmorrhage, cerebral embolism and thrombosis	M.	43								1				1	2	2	1					2				1	21	1	11
	Ditto	F.	41							1	1			1			3	3	1	2				1				19	1	8
	(a.) Cerebral hæmorrhage	M.	29								1				1	1	1						2					14	1	8
	,,	F.	35								1			1			3	3	1	2				1				15	1	7
	(b.) Cerebral embolism and thrombosis	M.	11															1									1	6		3
	,,	F.	3																									3		
	(d.) Hemiplegia and other paralysis, cause not specified	M.	3													1	1											1		
	Ditto	F.	3							1																		1		1
83	General paralysis of the insane	M.	2																					1				1		
84	Dementia præcox and other psychoses	M.	1															1												
	,,	F.	5															1										2		2
	(a.) Dementia præcox	M.	1															1												
	,,	F.	2															1										1		
	(b.) Other psychoses	F.	3																									1		2
85	Epilepsy	M.	7															2										4		1
	,,	F.	1																									1		
86	Convulsions (under 5 years of age)	M.	1																									1		
87	Other diseases of the nervous system	M.	23								1							4	1								1	13		3
	,,	F.	12											1				1									1	9		
	(b.) Neuralgia and neuritis	F.	1																									1		
	(c.) Paralysis agitans	M.	13								1							1	1								1	7		2
	,,	F.	3																								1	2		
	(d.) Sclerosis (other than of the spinal cord)	M.	6															1										4		1
	,,	F.	3																									3		

	(e.) Others under this title	M.	4															2										2			
	,,	F.	5											1				1										3			
88	Diseases of the organs of vision	M.	1															1													
89	Diseases of the ear and mastoid process	M.	10							1								1										6		2	
	,,	F.	3																									2		1	
	(a.) Otitis	M.	3																									2		1	
	,,	F.	2																									2			
	(b.) Diseases of the mastoid process	M.	7							1								1										4		1	
	,,	F.	1																											1	
	Class VII. Diseases of the circulatory system	Total	1503	11	4	5	7	6	8	3	44	17	5	4	4	37	26	87	33	12	2		7	17	12	5	13	873	13	248	
		M.	960	4	1	4	5	3	5	2	38	9	4	2	2	26	15	50	23	10	1		7	13	8	2	7	561	8	150	
	,,	F.	543	7	3	1	2	3	3	1	6	8	1	2	2	11	11	37	10	2	1			4	4	3	6	312	5	98	
90–95	Diseases of the heart	M.	623	4	1	4	2	3	3	2	13	5	3	2	1	12	11	31	11	5			3	10	3	1	5	385	7	96	
	,,	F.	316	3	2	1		1	1		1	5		1	1	8	9	17	7	2				1	1	2	4	187	4	58	
90	Pericarditis	M.	2																									1		1	
	,,	F.	1																	1											
91	Acute endocarditis	M.	5																					2				2		1	
	,,	F.	5																									5			
	(a.) Endocarditis, specified as acute	M.	5																					2				2		1	
	,,	F.	4																									4			
	(b.) Endocarditis, unspecified (under 45 years of age)	F.	1																									1			
92	Chronic endocarditis, valvular diseases	M.	57					2			2	1						3	4				3	2				33	2	5	
	,,	F.	44	1								1		1		1	1	2	3	1				1				24	1	7	
	(a.) Endocarditis, specified as chronic and other valvular diseases	M.	52								2	1						2	4				3	2				32	1	5	
	Ditto	F.	34	1								1					1	1	3	1								19	1	6	
	(b.) Endocarditis, unspecified (45 years and over)	M.	5					2										1										1	1		
	,,	F.	10											1		1		1						1				5		1	
93	Diseases of the myocardium	M.	191	1		1		1			4	2	2	1	1	6	5	13	2	1				2	1		1	97	4	46	
	,,	F.	119	2	1							4			1	3	6	11	1						1	1	2	60	2	24	
	(a.) Acute myocarditis	M.	3																									2		1	
	,,	F.	1																									1			
	(b.) Myocarditis, unspecified (under 45 years of age)	M.	1																											1	
	(c.) Chronic myocarditis and myocardial degeneration	M.	105	1							2	2			1	2	4	9	2	1								69	1	11	
	Ditto	F.	62		1							3				1	5	5								1		39		7	
	(d.) Myocarditis unspecified (45 years and over)	M.	82			1		1			2		2	1		4	1	4						2	1		1	26	3	33	
	,,	F.	56	2								1			1	2	1	6	1						1		2	20	2	17	
94	Diseases of the coronary arteries and angina pectoris	M.	347	3	1	3	2		3	1	7	2	1	1		5	5	14	5	2				4	2	1	3	240	1	41	
	Ditto	F.	134		1	1		1			1					3	2	4	3							1	1	88	1	27	
	(a.) Diseases of the coronary arteries	M.	33			1										2	1	4	1	1							1	19		3	
	,,	F.	17													1	1	2										12	1		
	(b.) Embolism and thrombosis of the coronary arteries	M.	287	3	1	2	1			1	6	2	1	1		3	1	9	4	1				4	2	1	2	207	1	34	
	Ditto	F.	100		1			1								2		2	2							1	1	68		22	
	(c.) Angina pectoris	M.	27				1		3		1						3	1										14		4	
	,,	F.	17			1					1						1		1									8		5	
95	Other diseases of the heart	M.	21							1						1	1	1		2							1	12		2	
	,,	F.	13						1							1											1	10			
	(b.) Other and unspecified	M.	21							1						1	1	1		2							1	12		2	
	,,	F.	13						1							1											1	10			
96	Aneurism (except of the heart)	M.	17															1	1								1	14			
	,,	F.	5															1							1	1		2			
97	Arteriosclerosis (of coronary arteries excepted)	M.	258				3		2		21	1	1		1	12	3	10	8	5			1	3	5	1	1	130	1	49	
	,,	F.	154	3	1		2	2	1		5	1	1	1		2	1	9	2					2	1			88		32	

TABLE 29.—CAUSES OF DEATH BY SEX IN CITIES AND VILLAGE OF 1,000 POPULATION AND OVER, BRITISH COLUMBIA, 1938—*Continued.*

Int. List No.	CAUSES OF DEATH.	TOTAL.	Chilliwack.	Courtenay.	Cranbrook.	Cumberland.	Duncan.	Fernie.	Grand Forks.	Kamloops.	Kelowna.	Ladysmith.	Merritt.	Mission.	Nanaimo.	Nelson.	New Westminster.	North Vancouver.	Port Alberni.	Port Coquitlam.	Port Moody.	Prince George.	Prince Rupert.	Revelstoke.	Rossland.	Trail.	Vancouver.	Vernon.	Victoria.
98	Gangrene M.	6								1					1			1				2					1		
	" F.	4															1	1									1		1
99	Other diseases of the arteries M.	5								1							1										2		1
	" F.	3						1															1					1	
100	Diseases of the veins (varices, hæmorrhoids, phlebitis, etc.) M.	6													1	1	1										2		1
	Ditto F.	5																									4		1
102	Idiopathic abnormalities of blood-pressure M.	45								2	3						6	2		1		1					27		3
	" F.	55	1						1		2			1	1	1	9			1				1		2	29		6
103	Other diseases of the circulatory system F.	1																									1		
	Class VIII. Diseases of the respiratory system Total	324	1				3	3	2	9	5		1	3	6	7	25	5	3	1	1	6	1		2	3	191	7	39
	" M.	214	1				1	3	1	7	5			1	3	6	18	3	1	1	1	4	1		2	2	123	7	23
	" F.	110					2		1	2			1	2	3	1	7	2	2			2				1	68		16
104	Diseases of the nasal fossæ and annexa M.	4															1										2		1
105	Diseases of the larynx M.	1																											1
	(b.) Other diseases of the larynx M.	1																											1
106	Bronchitis M.	6								1					1		1										2		1
	" F.	2																									1		1
	(a.) Acute M.	2															1												1
	(b.) Chronic M.	4								1					1												2		
	" F.	2																									1		1
107	Bronchopneumonia M.	81						3			2					2	4			1			1		2	2	48	4	12
	" F.	53					1							1			2					1					43		5
	(a.) Bronchopneumonia M.	81						3			2					2	4			1			1		2	2	48	4	12
	" F.	53					1							1			2					1					43		5
108	Lobar pneumonia M.	75	1						1	2	2				1	3	5	2			1	4					46	2	5
	" F.	27					1			1					1	1	2	2				1				1	12		5
109	Pneumonia, unspecified M.	20					1			3				1			4	1									7	1	2
	" F.	10											1				2		1								4		2
110	Pleurisy M.	7															1										6		
	" F.	2																									1		1
111	Congestion and hæmorrhagic infarct of the lung etc. M.	6													1		1										4		
	" F.	5							1					1	1												2		
	(a.) Pulmonary embolism and thrombosis M.	1																									1		
	(b.) Others under this title M.	5													1		1										3		
	" F.	5							1					1	1												2		
112	Asthma M.	13								1	1					1	1		1								7		1
	" F.	11								1					1		1		1								5		2
114	Other diseases of the respiratory system (tuberculosis excepted) M.	1																									1		
	(c.) Others under this title M.	1																									1		
	Class IX. Diseases of the digestive system Total	364			1	1	2	2	2	14	4	1	2	4	15	5	28	5	6			2	2	5	2	7	183	10	61
	" M.	239			1		2	1	2	11	4	1	1	4	9	3	16	2	3			2	2	3	2	4	120	5	41
	" F.	125				1		1		3			1		6	2	12	3	3					2		3	63	5	20

115	Diseases of the buccal cavity and annexa, and of the pharynx and tonsils (including adenoid vegetations)	M.	12								1							2		2								6		1
	Ditto	F.	8						1		1					2		1										1		2
	(a.) Diseases of the buccal cavity and annexa	M.	2															1										1		
	(b.) Diseases of the tonsils	M.	5								1							1		1								1		1
	”	F.	7								1					2		1										1		2
	(c.) Others under this title	M.	5																	1								4		
	”	F.	1						1																					
116	Diseases of the œsophagus	M.	2																									1		1
	”	F.	2																											2
117	Ulcer of the stomach or duodenum	M.	59							1	3	2	1			1		4						2		1		31	2	11
	”	F.	9																1									5		3
	(a.) Ulcer of the stomach	M.	33							1	2	2	1			1		3						2		1		12	1	7
	”	F.	5																1									2		2
	(b.) Ulcer of the duodenum	M.	26								1							1										19	1	4
	”	F.	4																									3		1
118	Other diseases of the stomach	M.	2																									2		
119	Diarrhœa and enteritis (under 2 years of age)	M.	10			1						1		1				2	1						1			3		
	”	F.	9															3	1	1							1	3		
120	Diarrhœa and enteritis (2 years and over)	M.	11															1										8		2
	”	F.	11								1					1	1	1										6		1
	(a.) Diarrhœa and enteritis	M.	5															1										2		2
	”	F.	5								1						1											3		
	(b.) Ulceration of the intestines	M.	6																									6		
	”	F.	6													1		1										3		1
121	Appendicitis	M.	48						1		2				3	4	1	2		1			1		2	1	4	17	1	8
	”	F.	13											1			1	3							1		1	6		
122	Hernia, intestinal obstruction	M.	32					2			2						1	3										15	1	8
	”	F.	25								1					1		3	1	1								13	3	2
	(a.) Hernia	M.	10														1											5		4
	”	F.	9													1				1								3	2	2
	(b.) Intestinal obstruction	M.	22					2			2							3										10	1	4
	”	F.	16								1							3	1									10	1	
123	Other diseases of the intestines	M.	3								1					1														1
	”	F.	2																											2
124	Cirrhosis of the liver	M.	25								2				1	1		1	1									14		5
	”	F.	12																						1			9		2
	(a.) Specified as alcoholic	M.	5												1													3		1
	”	F.	4																									4		
	(b.) Not specified as alcoholic	M.	20								2					1		1	1									11		4
	”	F.	8																						1			5		2
125	Other diseases of the liver	M.	5													1												4		
	”	F.	2																									2		
	(a.) Yellow atrophy of the liver	M.	1																									1		
	”	F.	1																									1		
	(b.) Others under this title	M.	4													1												3		
	”	F.	1																									1		
126	Biliary calculi	M.	13							1																		9	1	2
	”	F.	15				1									1		1										9	1	2
127	Other diseases of the gall-bladder and biliary passages	M.	10									1				1		1										5		2
	”	F.	8													1												3	1	3
128	Diseases of the pancreas	M.	2																									2		
	”	F.	4																								1	2		1
129	Peritonitis, cause not specified	M.	5														1						1					3		
	”	F.	5																	1								4		
	Class X. Diseases of the genito-urinary system	Total	404	5		1	1	3	2	3	9	2	1	4		13	7	29	14	3			6	11	3	1	6	208	5	67
	”	M.	278	4		1	1	2	1	2	8	1	1	3		9	5	21	9	1			4	7			4	142	4	48
	”	F.	126	1				1	1	1	1	1		1		4	2	8	5	2			2	4	3	1	2	66	1	19

TABLE 29.—CAUSES OF DEATH BY SEX IN CITIES AND VILLAGE OF 1,000 POPULATION AND OVER, BRITISH COLUMBIA, 1938—*Continued.*

Int. List No.	CAUSES OF DEATH.	TOTAL.	Chilliwack.	Courtenay.	Cranbrook.	Cumberland.	Duncan.	Fernie.	Grand Forks.	Kamloops.	Kelowna.	Ladysmith.	Merritt.	Mission.	Nanaimo.	Nelson.	New Westminster.	North Vancouver.	Port Alberni.	Port Coquitlam.	Port Moody.	Prince George.	Prince Rupert.	Revelstoke.	Rossland.	Trail.	Vancouver.	Vernon.	Victoria.
130	Acute nephritis (including unspecified, under 10 years of age)	M. 5							1	1																	2		1
	Ditto	F. 1														1													
131	Chronic nephritis	M. 120	4				2		1	3		1	2		4	3	7	3				2	3			2	67	1	15
	"	F. 81					1	1	1		1				2	1	6	3				2	1	3		1	47		11
132	Nephritis, unspecified (10 years and over)	M. 35			1					1	1		1		2	1	4						1			1	11	1	10
	"	F. 21											1		2		1		1				2				10		4
133	Other diseases of the kidneys and ureters	M. 10								1							1	1									5	1	1
	"	F. 7	1														1	2					1			1	1		
134	Calculi of the urinary passages	M. 16														1							1				12		2
	"	F. 3								1																		1	1
135	Diseases of the bladder (tumours excepted)	M. 11						1									1	1	1			1					3		3
	"	F. 6																	1								3		2
136	Diseases of the urethra, urinary abscess, etc.	M. 4																									3		1
	"	F. 2																									2		
	(a.) Stricture of the urethra	M. 4																									3		1
	(b.) Others under this title	F. 2																									2		
137	Diseases of the prostate	M. 77				1				2					3		8	4				1	2			1	39	1	15
139	Diseases of the female genital organs (not specified as venereal)	F. 5																							1		3		1
	(b.) Of the uterus	F. 5																							1		3		1
	Class XI. Diseases of pregnancy, childbirth and the puerperal state	Total 38				2	1							1		1	5	3	1			1	1		2	1	16	2	1
140	Abortion with septic conditions	F. 13															1	1					1			1	8		1
	(a.) Abortion	F. 7																1					1				4		1
	(b.) Self-induced abortion	F. 6															1									1	4		
141	Abortion without mention of septic conditions (hæmorrhage included)	F. 1																									1		
	(a.) Abortion	F. 1																									1		
143	Other accidents of pregnancy (hæmorrhage excluded)	F. 1															1												
144	Puerperal hæmorrhage	F. 1														1													
	(b.) Other hæmorrhages	F. 1														1													
145	Puerperal septicæmia (not specified as due to abortion)	F. 6				1																1			1		2	1	
	(a.) Puerperal septicæmia and pyæmia	F. 6				1																1			1		2	1	
146	Puerperal albuminuria and eclampsia	F. 12				1	1										3	2	1						1		2	1	
147	Other toxæmias of pregnancy	F. 1																									1		
148	Puerperal phlegmasia alba dolens, embolism or sudden death (not specified as septic)	F. 1												1															
	(c.) Sudden death	F. 1												1															
149	Other accidents of childbirth	F. 1																									1		
	(d.) Rupture of uterus in parturition	F. 1																									1		
150	Other or unspecified condition of the puerperal state	F. 1																									1		
	(b.) Others under this title	F. 1																									1		

	Class XII. Diseases of the skin and cellular tissue Total	13													2							1					7	1	2
	,, M.	11													1							1					6	1	2
	,, F.	2													1												1		
151	Carbuncle M.	6													1												4		1
	,, F.	1																									1		
152	Cellulitis, acute abscess M.	2																										1	1
	,, F.	1													1														
153	Other diseases of the skin and annexa and of the cellular tissue M.	3																				1					2		
	Class XIII. Diseases of the bones and organs of locomotion Total	26					1				1	1		1			1						1			1	15	1	3
	,, M.	14					1										1						1				9		2
	,, F.	12									1	1		1												1	6	1	1
154	Osteomyelitis M.	8					1																				7		
	,, F.	5																									5		
155	Other diseases of the bones (tuberculosis excepted) M.	3															1										1		1
	,, F.	3									1	1																	1
156	Diseases of the joints and other organs of locomotion M.	3																					1				1		1
	,, F.	4												1												1	1	1	
	(a.) Of the joints (tuberculosis and rheumatism excepted) M.	3																					1				1		1
	Ditto F.	2												1												1			
	(b.) Of other organs of locomotion F.	2																									1	1	
	Class XIV. Congenital malformations Total	50					1	1					1		3	1	5	2				1			2	1	30	1	1
	,, M.	32					1	1							1	1	4	2				1			1	1	18	1	
	,, F.	18											1		2		1								1		12		1
157	Congenital malformations (stillbirths excluded) M.	32					1	1							1	1	4	2				1			1	1	18	1	
	,, F.	18											1		2		1								1		12		1
	(a.) Congenital hydrocephalus M.	2														1											1		
	,, F.	2																									2		
	(b.) Spina bifida and meningocele M.	4															1									1	2		
	,, F.	5													2										1		2		
	(c.) Congenital malformations of the heart M.	21					1	1							1		2	1				1			1		12	1	
	,, F.	5											1				1										2		1
	(e.) Others under this title M.	5															1	1									3		
	,, F.	6																									6		
	Class XV. Diseases of early infancy Total	147	1				1	3		5	3	2	2	1	5	4	19	4	6			1	3	2	1	3	59	7	15
	,, M.	89	1					3		5	1	2	2	1	1	1	9	3	5			1	1	1	1	3	34	5	9
	,, F.	58					1				2				4	3	10	1	1				2	1			25	2	6
158	Congenital debility M.	1																									1		
	,, F.	1																									1		
159	Premature birth M.	64	1					2		4	1	2	2	1	1	1	8		4			1	1			3	22	4	6
	,, F.	37									2				2	3	6	1	1				2	1			15	1	3
160	Injury at birth M.	12						1										2	1						1		6	1	
	,, F.	12													1		3										4	1	3
	(a.) With mention of Caesarean operation M.	1																1											
	,, F.	1															1												
	(b.) Without mention of Caesarean operation M.	11						1										1	1						1		6	1	
	,, F.	11													1		2										4	1	3
161	Other diseases peculiar to early infancy (under 3 months) M.	12								1							1	1						1			5		3
	Ditto F.	8					1								1		1										5		

TABLE 29.—CAUSES OF DEATH BY SEX IN CITIES AND VILLAGE OF 1,000 POPULATION AND OVER, BRITISH COLUMBIA, 1938—*Continued.*

Int. List No.	CAUSES OF DEATH.	TOTAL.	Chilliwack.	Courtenay.	Cranbrook.	Cumberland.	Duncan.	Fernie.	Grand Forks.	Kamloops.	Kelowna.	Ladysmith.	Merritt.	Mission.	Nanaimo.	Nelson.	New Westminster.	North Vancouver.	Port Alberni.	Port Coquitlam.	Port Moody.	Prince George.	Prince Rupert.	Revelstoke.	Rossland.	Trail.	Vancouver.	Vernon.	Victoria.
	Other diseases peculiar to early infancy—*Continued.*																												
	(a.) Atelectasis M.	5																									3		2
	,, F.	2					1																				1		
	(b.) Icterus of the new-born F.	1																									1		
	(c.) Others, including lack of care M.	7								1							1	1						1			2		1
	,, F.	5													1		1										3		
	Class XVI. Senility Total	33			1				2	1				1		1	1	7	1		1		1				13		3
	,, M.	18			1				2	1						1	1	2	1				1				7		1
	,, F.	15												1				5			1						6		2
162	Senility M.	18			1				2	1						1	1	2	1				1				7		1
	,, F.	15												1				5			1						6		2
	(a.) With senile dementia (70 years and over) M.	6								1						1											4		
	,, F.	3																									2		1
	(b.) Without senile dementia (70 years and over) M.	12			1				2								1	2	1				1				3		1
	,, F.	12												1				5			1						4		1
	Class XVII. Violent or accidental deaths Total	376	3	2	1	2	5	2		9	3	2		10	13	8	34	7	8	2		4	7	3	5	10	202	6	28
	,, M.	284	2	2	1	2	5	1		8	3	2		8	9	7	25	4	7	2		3	7	3	2	8	146	6	21
	,, F.	92	1					1		1				2	4	1	9	3	1			1			3	2	56		7
163–171	Suicides M.	51		2			2			2	1	1			1	1	2	1					1	1	1		29	1	5
	,, F.	13	1					1									1	1				1			2		5		1
163	Suicide by solid or liquid poisons or by absorption of corrosive substances M.	4															1	1									2		
	Ditto F.	3						1									1	1											
164	Suicide by poisonous gas M.	8															1										6		1
	,, F.	2																									2		
165	Suicide by hanging or strangulation M.	11										1												1			8		1
	,, F.	1																									1		
166	Suicide by drowning M.	6								1																	2		3
	,, F.	4	1																			1			1		1		
167	Suicide by firearms M.	17		1			2				1				1	1							1		1		8	1	
	,, F.	1																											1
168	Suicide by cutting or piercing instruments M.	1		1																									
	,, F.	2																							1		1		
169	Suicide by jumping from high places M.	2								1																	1		
170	Suicide by crushing M.	2																									2		
173–175	Homicides M.	6																					3	1			2		
	,, F.	1																									1		
173	Homicide by firearms M.	3																					3						
174	Homicide by cutting or piercing instruments M.	1																						1					
175	Homicide by other means M.	2																									2		
	,, F.	1																									1		
176–198	Other violent deaths M.	227	2		1	2	3	1		6	2	1		8	8	6	23	3	7	2		3	3	1	1	8	115	5	16
	,, F.	78								1				2	4	1	8	2	1						1	2	50		6

177	Food poisoning	M.	1														1														
	,,	F.	1												1																
178	Accidental absorption of toxic gases	M.	8														1	1									6				
	,,	F.	5																								5				
179	Other acute accidental poisonings (except by gas)	M.	1						1																						
180	Conflagration	M.	3																								3				
	,,	F.	1																								1				
181	Accidental burns (conflagration excepted)	M.	4																						2		2				
	,,	F.	4														1										3				
182	Accidental mechanical suffocation	M.	4																	1				1			2				
183	Accidental drowning	M.	21	1		1				1				1	1	1						1		1			12				1
	,,	F.	4																					1			3				
184	Accidental injury by firearms	M.	2										1															1			
185	Accidental injury by cutting or piercing instruments	M.	2																								1	1			
	,,	F.	1																								1				
186	Accidental injury by fall, crushing, or landslide	M.	160				2	3	1		4		1		7	7	4	19	1	6	2		2	1		1	3	79	3	14	
	,,	F.	51								1				1	2	1	7	1							1	1	31			5
188	Injuries by animals	M.	1																								1				
190	Excessive cold	M.	1								1																				
191	Excessive heat	M.	2										1													1					
	,,	F.	1																1												
193	Accidents due to electric currents	M.	1																								1				
194	Other accidents	M.	14												1	1	1		1				2				8				
	,,	F.	10												2				1								6				1
	(a.) Foreign body	M.	3																1								2				
	(b.) Others under this title	M.	11												1	1	1						2				6				
	,,	F.	10												2				1								6				1
195	Violent deaths of which the nature (accident suicide, homicide) is unknown	M.	2	1																											1
	Class XVIII. Ill-defined causes of death	Total	8						1						1									1			3	2			
	,,	M.	6						1						1									1			2	1			
	,,	F.	2																								1	1			
199	Sudden death	M.	2												1													1			
	,,	F.	2																								1	1			
200	Cause of death not specified or ill-defined	M.	4						1															1			2				

SPECIAL CLASSES OF ACCIDENTAL DEATHS IN CITIES AND VILLAGE OF 1,000 POPULATION AND OVER, BRITISH COLUMBIA, 1938.

(Included also under the numbers of the International List above.)

A	Accidents in mines and quarries	M.	6												2					1					1	1	1				
B	Accidents caused by machines	M.	10												1	2	2										5				
	,,	F.	2																								2				
C	Railway accidents	M.	11				1				1						3		1	1							4				
	,,	F.	1																						1						
D	Street-car accidents	M.	5														1								1		3				
	,,	F.	1																								1				
E	Automobile and motor-cycle accidents	M.	56				1	1							3		1	7	2	2							32	3		4	
	,,	F.	16							1					1	1		3									9				1
F	Other land transportation	M.	4													1		1		1			1								
G	Water transportation	M.	4																								4				
	,,	F.	1																								1				
H	Air transportation	M.	1																				1								

TABLE 30.—MARRIAGES BY MONTHS FOR BRITISH COLUMBIA, 1938.

PROVINCE.	TOTAL.	MONTHS.											
		Jan.	Feb.	March.	April.	May.	June.	July.	Aug.	Sept.	Oct.	Nov.	Dec.
British Columbia	6,135	348	319	313	514	379	755	546	518	652	652	580	559

TABLE 31.—MARRIAGES—CONJUGAL CONDITION OF CONTRACTING PARTIES, BRITISH COLUMBIA, 1938.

PROVINCE.	TOTAL MARRIAGES.	MARRIAGES BETWEEN									PER CENT. OF BRIDE-GROOMS WHO WERE			PER CENT. OF BRIDES WHO WERE		
		Bachelors and			Widowers and			Divorced Men and								
		Spinsters.	Widows.	Divorced Women.	Spinsters.	Widows.	Divorced Women.	Spinsters.	Widows.	Divorced Women.	Bachelors.	Widowers.	Divorced.	Spinsters.	Widows.	Divorced.
British Columbia	6,135	5,060	162	216	205	154	33	221	28	56	88.6	6.4	5.0	89.4	5.6	5.0

TABLE 32.—MARRIAGES—AGES OF BRIDEGROOMS AND BRIDES, BRITISH COLUMBIA, 1938.

Age of Bridegroom.	Total Grooms.	AGE OF BRIDE.																																								
		Under 16.	16	17	18	19	20	21	22	23	24	25	26	27	28	29	30	31	32	33	34	35	36	37	38	39	40	41	42	43	44	45	46	47	48	49	50–54	55–59	60–64	65–69	70–74	75 and over.	Not stated.
Under 18	8			6			1					1																														
18	14	1	1	2	6	1	1	1					1																													
19	50		5	8	15	13	3	1	2	1		1	1																													
20	97		6	8	25	19	13	13	6	3	2			1	1																											
21	237		8	13	40	41	35	44	20	16	8	5	4		2	1																										
22	316	1	6	17	40	39	43	56	45	35	12	8	10	1	1		1											1														
23	425		3	24	33	48	48	73	59	65	30	19	10	5	2		2	2			1		1																			
24	515		6	12	25	46	66	74	60	69	66	36	19	10	9	9	3		1	2	1			1																		
25	571		1	11	26	33	49	72	73	71	91	53	34	26	9	14	5	2			1																					
26	464	1	1	11	21	35	30	51	41	60	56	38	47	26	23	8	6	1	3	1			1		1	1	1															
27	426		1	10	21	17	29	54	43	46	45	46	29	39	15	15	5	5	2	1	2	1																				
28	403		2	4	20	21	17	27	33	46	29	52	52	18	21	21	14	7	8	3	5	1		1			1															
29	323			8	11	10	17	26	21	37	41	28	31	19	19	23	10	9	4	4	2							1	1				1									
30	308	2	1	3	7	10	17	21	23	24	32	35	32	25	14	14	23	7	5	2	4	3			1		3															
31	243			4	9	7	7	19	16	21	16	22	22	23	17	12	14	14	7	5	3	1	2			1		1														
32	220			5	7	5	9	7	15	13	19	17	22	14	19	16	11	5	10	6	3	7	1	1	2	2	1		1				1			1						
33	164			1	4	2	6	11	8	14	11	18	15	9	11	12	12	9	6	8	1			2	1	1	1		1													
34	150			1	2	6	3	5	11	15	14	10	6	3	6	12	11	12	5	2	8	4	4	6	3						1											
35	129		1	1		4	5	3	8	11	5	11	14	6	7	9	6	12	4	7	5	2	2	2		2	1	1														
36	120			1	1	4	1	5	6	6	13	10	8	7	9	4	10	5	3	5	3	4	7	3	1	3	1															
37	93			1	1	4	1	2	4	7	7	8	7	6	4	4	9	8	2	2	3	2	2	3		2	1	1			1	1										
38	97				2	1	1	4	5	6	4	9	10	2	8	5	8	7	3	6	5		2	2	1	2	1	1					1			1						
39	68					4		4		3	3	1	1	2	7	5	2	6	4	5	4	5	2		1	3	1	2	2		1											
40	55				2	1	3	2		3	1	4	4	2	5	3	2	2			3	2	3	2	1	2	2	3		1					1		1					
41	41						1		2		1	1	2	2	5	1	5	5	2			1	2		2	1		1	3	1		1	1					1				
42	45						1			1	1	1	2		4	4	3	4	2	1	2	1	2	3	4	2	1		2		1		2				1					
43	37				1				1		2	1	1	1		3	1	2	3	3	4	4	1		1		1	2	1	1						1		1		1		
44	30		1					1			2	1	1		2		2	2	1			2	3		5		1	1	1		1	3										
45	33				1					1		1	1	2	3	1	2			2	2			1	1	1	3		1	2	1		3		2	2						
46	21												2	2	1	1	3	2	1			1	1	3	1								1	2								
47	28										1	1			1	1		1	2		3		1	3	2	1		1	1	1	1	2	1	1	2		1					
48	27											1			1	1				2	3	2	2	1	2		4		2	2		1			1	1		1				
49	30				1					1			1	2		2	1		1	1		1	1	2	1	2	2	1	1		1			2	3	1	2					
50–54	129			1				1	1	1	1	1	1		1	3	2	1	2	3	3	5	4	7	5	2	6	8	10	4	4	1	6	7	10	2	17	7	2			
55–59	99											1	1		2	2	2	2			2	2	2	1	3	1	4	3	2	3	4	4	3	4	2	6	23	14	5		1	
60–64	54								1			1		1					1		1				1	5		2	1		3	2			1	1	9	11	11	1	1	
65–69	35																								1		2	1		1						1	8	10	5	4	2	
70–74	21																1													1	1	1		1	1		2	2	2	4	4	1
75–79	7																																			1	1		3	1		1
80 and over	1																																								1		
Not stated	1																																									1
Total brides	6135	5	43	152	321	371	407	577	504	576	513	442	391	254	229	206	176	132	82	71	74	51	46	44	41	34	38	31	30	17	20	16	20	17	23	18	65	47	28	11	9	2	1

TABLE 33.—MARRIAGES—DENOMINATIONS OF CONTRACTING PARTIES, BRITISH COLUMBIA, 1938.

DENOMINATION OF GROOM.	TOTAL GROOMS.	DENOMINATION OF BRIDE.																												
		Adventists.	Anglicans.	Baptists.	Brethren.	*Christians.*	Christian Science.	Church of Christ.	Disciples.	Evangelicals.	Friends.	Greek Catholics.	Greek Orthodox.	Holiness Movement.	Jews.	Lutherans.	Mennonites.	Mormons.	Pentecostal.	Presbyterians.	Protestants.	Roman Catholics.	Salvation Army.	Unitarians.	United Brethren.	United Church.	Oriental religions.	*No religion.*	Other sects.	Not stated.
Adventists	13	11																		1	1								
Anglicans	1601	2	953	41	1	1	11	1				2	4			31	1	4	1	106	26	100	2		2	296	1	6	9	
Baptists	210	2	38	80	1	1	2			1		1				1			1	11	5	11	1			49		1	4	
Brethren	15		1		9														1							3			1	
Christians	30					19											1			1	1	1				4	2		1	
Christian Science	29		4				12													6						7				
Church of Christ	7		3					3																		1				
Evangelicals	3									1												2								
Greek Catholics	18											14	1									3								
Greek Orthodox	49		1	1								1	32			2				2	3	3				3			1	
Jews	24		1												16					1	3	1				1		1		
Lutherans	341	2	57	10			2						3			126	2	2	1	16	10	42			3	59		4	2	
Mennonites	33																29			1	1					1		1		
Mormons	8		2													1		2		1	1	1								
Pentecostal	25		2	1															18	1						1			2	
Presbyterians	558		141	23	1	1	1	1							1	13				236	11	36	1			87			4	1
Protestants	689	2	34	9	1	1						2	1		1	11			1	11	527	33	1			49		2	3	
Roman Catholics	708	2	80	14		1		1				5	2			21		1		29	52	425	2			68		2	2	1
Salvation Army	33		3	1																2		2	18			7				
Unitarians	3											1								1				1						
United Brethren	3		1	1												1														
United Church	1510	5	288	48	3		6					3	1			29		1	1	63	22	72	1	1		947	4	5	9	1
Oriental religions (Buddhists, Confucians, Mohammedans, Shintos, Sikhs, Hindus)	72		2			2																2					66			
No religion	77		12	2		1						1				3	1	1		1	2	10	1			8		33	1	
Other sects	73		10										1			3				1	1	1				5			50	1
Not stated	3																					1								2
Total brides	6135	26	1633	231	16	27	34	6		2		30	45		18	242	34	11	24	490	666	747	27	2	5	1596	73	55	89	6

TABLE 34.—MARRIAGES—BIRTHPLACE OF BRIDEGROOMS AND BRIDES, BRITISH COLUMBIA, 1938.

BIRTHPLACE OF BRIDE.

Birthplace of Bridegroom.	Total Grooms.	Canada: Prince Edward Island.	Nova Scotia.	New Brunswick.	Quebec.	Ontario.	Manitoba.	Saskatchewan.	Alberta.	British Columbia.	Prov. not spec.	British Isles: England.	Ireland.	Scotland.	Wales.	Other.	British Poss.: Newfoundland.	Other.
Canada	4,007	9	34	15	30	139	265	502	445	1900	8	261	17	109	10		6	18
Prince Edward Island	19	1	1		1	1		3	1	7		1		1				1
Nova Scotia	63		1	1	1	2	3	12	5	20	1	4		5				
New Brunswick	33		3	1	1	2	1	1	5	11		3		1				
Quebec	71			1	1	2	2	13	9	22		10	2		1			
Ontario	352	1	7	2	1	40	25	40	22	129	1	38	1	13	1			2
Manitoba	391	2	4	2	4	10	53	50	44	151	2	19	2	10	3		1	5
Saskatchewan	538	1	2	2	6	7	32	151	70	177	1	27	1	16	2		1	1
Alberta	471	4	3		6	18	25	56	97	190		30	3	8			1	3
British Columbia	2,060		13	5	9	57	124	176	192	1190		129	8	55	3		3	6
Province not specified	9			1						3	3							
British Isles	1,126	2	13	4	6	64	84	91	79	409	2	185	15	75	7	1	3	10
England	721	1	7	2	5	41	52	62	43	262	2	139	6	35	6	1	2	7
Ireland	75		1	2		7	6	6	8	20		9	5	4				
Scotland	293	1	5		1	14	26	19	23	114		30	3	35			1	3
Wales	34					2		4	4	12		7	1	1	1			
Other	3								1	1								
British Possessions	53			1	1	4	1	3	2	24		3		3			2	3
Newfoundland	10					1	1	1		4		1					2	
Other	43			1	1	3		2	2	20		2		3				3
Europe	552			1	6	10	31	77	40	138	2	28	3	9	4		1	2
Austria	21						1	2	1	3		2			1			
Belgium	5						1	1				1		1				
Denmark	29						3	2	1	15	2	3						
Finland	34				1	2	4	2	2	8		1		1				
France	4				1			1		1		1						
Germany	53				2		2	11	6	13		2		1			1	
Holland	17			1				1	3	6		1						
Hungary	9					1		2	1	1								
Italy	40					1	3			16		5						
Norway	81				2	3	4	7	6	29		1		2				2
Poland	42						3	12	3	4		1			1			
Roumania	12							3	1	2								
Russia*	75					1	4	18	3	5				1				
Sweden	73					1	3	9	7	24		8	1	2	1			
Other	57					1	3	6	6	11		2	2	1	1			
Asia	89					1	2	1		69		2						
China	26						2			22		1						
Japan	58									45		1						
Other	5					1		1		2								
United States	305	2	5		2	17	19	36	36	99		26		13	2			1
Various	2							1		1								
Not specified	1														1			
Total brides	6,135	13	52	21	45	235	402	711	602	2640	12	505	35	209	24	1	12	34

Birthplace of Bridegroom.	Europe: Austria.	Belgium.	Denmark.	Finland.	France.	Germany.	Holland.	Hungary.	Italy.	Norway.	Poland.	Roumania.	Russia.*	Sweden.	Other.	Asia: China.	Japan.	Other.	United States.	Various.	Not specified.
Canada	2	1			4	9	3	1	5	8	5	1	13	4	4	4	6		163	3	3
Prince Edward Island																			1		
Nova Scotia									1	1				1					5		
New Brunswick																			4		
Quebec											1				1				6		
Ontario		1			2	1		1	1				2	1					20		
Manitoba	1				1		3			2	2		1		1				17		1
Saskatchewan	1					3					1	1	4						31		
Alberta					1	2			1		1		3				1		18		
British Columbia						3			2	5			3	2	2	4	5		59	3	2
Province not specified																			2		
British Isles	2		1	1		2			1	2	1		3	3	3	3	1		52	1	
England	2		1			1				1	1		1	2	2	3	1		32	1	
Ireland				1									2						4		
Scotland						1			1	1				1	1				13		
Wales																			2		
Other																			1		
British Possessions					1										1		1		3		
Newfoundland																					
Other					1										1		1		3		
Europe	5		2	12	1	12	1	5	14	13	23	3	39	11	19	1		2	36	1	
Austria	4					1		1			2		1						2		
Belgium					1																
Denmark						1													2		
Finland				9											1				3		
France																					
Germany						6					2	1	1		2				3		
Holland						1	1	1					1						1		
Hungary								2											2		
Italy									13										2		
Norway			1			1				11				5					7		
Poland			1								15								2		
Roumania											1	2	1	1					1		
Russia*	1					1		1	1		3		35						1		
Sweden				3						2				5					7		
Other						1									16	1		2	3	1	
Asia																1	11	1	1		
China																1					
Japan																	11		1		
Other																		1			
United States		1		1		1		1		2			1	1					37	2	
Various																					
Not specified																					
Total brides	9	2	3	14	6	24	4	7	20	25	29	4	56	19	27	9	19	3	292	7	3

* Includes the Ukraine.

TABLE 35.—MARRIAGES—LITERACY OF BRIDEGROOMS AND BRIDES IN BRITISH COLUMBIA, CLASSIFIED BY BIRTHPLACE, 1938.

BIRTHPLACE.	BRIDEGROOMS.			BRIDES.		
	Total.	Illiterate.	Per Cent. Illiterate.	Total.	Illiterate.	Per Cent. Illiterate.
Total	6,135	50	0.8	6,135	52	0.8
Canada	4,007	42	1.0	4,733	47	1.0
Prince Edward Island	19	----	----	13	----	----
Nova Scotia	63	----	----	52	----	----
New Brunswick	33	----	----	21	----	----
Quebec	71	----	----	45	----	----
Ontario	352	----	----	235	----	----
Manitoba	391	1	0.3	402	----	----
Saskatchewan	538	----	----	711	3	0.4
Alberta	471	----	----	602	----	----
British Columbia	2,060	41	2.0	2,640	43	1.6
Province not specified	9	----	----	12	1	8.3
British Isles	1,126	----	----	774	----	----
England	721	----	----	505	----	----
Ireland	75	----	----	35	----	----
Scotland	293	----	----	209	----	----
Wales	34	----	----	24	----	----
Other	3	----	----	1	----	----
British Possessions	53	----	----	46	----	----
Newfoundland	10	----	----	12	----	----
Other	43	----	----	34	----	----
Europe	552	5	0.9	249	2	0.8
Austria	21	1	4.8	9	----	----
Belgium	5	----	----	2	----	----
Denmark	29	----	----	3	----	----
Finland	34	----	----	14	----	----
France	4	----	----	6	----	----
Germany	53	----	----	24	----	----
Holland	17	----	----	4	----	----
Hungary	9	----	----	7	----	----
Italy	40	----	----	20	----	----
Norway	81	----	----	25	----	----
Poland	42	1	2.4	29	1	3.4
Roumania	12	----	----	4	----	----
Russia*	75	3	4.0	56	1	1.8
Sweden	73	----	----	19	----	----
Other	57	----	----	27	----	----
Asia	89	3	3.4	31	1	3.2
China	26	3	11.5	9	1	11.1
Japan	58	----	----	19	----	----
Other	5	----	----	3	----	----
United States	305	----	----	292	1	0.3
Various	2	----	----	7	----	----
Not specified	1	----	----	3	1	33.3

* Including the Ukraine.

TABLE 36.—BIRTHS OF INDIANS (EXCLUSIVE OF STILL-BIRTHS) BY MONTHS, BRITISH COLUMBIA, 1938.

PROVINCE.	TOTAL.	MONTHS.											
		Jan.	Feb.	March.	April.	May.	June.	July.	Aug.	Sept.	Oct.	Nov.	Dec.
British Columbia	880	92	85	64	83	73	68	70	67	66	71	63	78

TABLE 37.—BIRTHS OF INDIANS (EXCLUSIVE OF STILL-BIRTHS) CLASSIFIED AS LEGITIMATE OR ILLEGITIMATE, BRITISH COLUMBIA, 1938.

PROVINCE.	TOTAL BIRTHS.			LEGITIMATE.			ILLEGITIMATE.		
	Total.	M.	F.	Total.	M.	F.	Total.	M.	F.
British Columbia	880	397	483	802	356	446	78	41	37

TABLE 38.—BIRTHS OF INDIANS (EXCLUSIVE OF STILL-BIRTHS) CLASSIFIED ACCORDING TO AGES OF PARENTS, BRITISH COLUMBIA, 1938.

Age of Father.	Total.	Age of Mother. 12	13	14	15	16	17	18	19	20	21	22	23	24	25	26	27	28	29	30	31	32	33	34	35	36	37	38	39	40	41	42	43	44	45	46	47	48	49	50 and over.	Not stated.
Under 16 years																																									
16 years	2						1			1																															
17 ,,																																									
18 ,,	3					1					2																														
19 ,,	8				1	1	1	2	1	1		1																													
20 ,,	20				1		5	5	3	2	1		1	2																											
21 ,,	15						2	2	3	3	1	4																													
22 ,,	25						1	2	1	8		8	2	2	1																										
23 ,,	35					3	1	4	4	5	3	7	3	2	1					2																					
24 ,,	36					1	1	4	7	6	3	3	2	1	2	2	2	1	1																						
25 ,,	38					1	2		5	6	5	4	3	6	2		1		1	2																					
26 ,,	40						2	2	4	8	4	3	4	6	1	3	2					1																			
27 ,,	29							3	5	1	5	3	5		1	3					2	1																			
28 ,,	35							2	1	4		7	2	1	2	6	3	1	2	1	1			1											1						
29 ,,	26						2	2	1	1	1	2	3	2	2	3		3	1	2	1																				
30 ,,	30			1				2	2	1			1	1	3	1	4	6	1	4	1		2																		
31 ,,	39							2	2		2	2	2	4	3	3	1	5	3	5	1	1	2							1											
32 ,,	32							1	2	1	1		1		4		1	3	5	3	4	2		2		1		1													
33 ,,	12													1		1			3		1	1	1		1			1				1	1								
34 ,,	25										1	1	1			3	2	4		2	3	1	1	3			1	2													
35 ,,	21								1			1		2	1	1	2		2		1	4	3	1	1			1													
36 ,,	27							1	1		1			3	1	2	2	6	2	1	3			1	1	1		1													
37 ,,	23											1			2		2		2	3	3	2	1	2	3	1	1														
38 ,,	43							2	1			2	2		1	3	1	3		1		3		2	5	6	7	3				1									
39 ,,	23								2							1	1	1	1	1	1		1	3		4	3	2	1			1									
40 ,,	27												2	2	1				1			3	1	1	2	2	4	7	1												
41 ,,	20									1		1	2									2	2		2	2	1	4	1		2										
42 ,,	29								1		1				2						2	1	1	1		3	1	6	3	2	1	3		1							
43 ,,	19								2							1		1		1		1	1		1	1	2	1	1	2	1		1		1		1				
44 ,,	18								1			1						2	1	1	1			3				1	1	3		3									
45 ,,	9															1					1			1				1	1	3				1							
46 ,,	9																				1		1	1		2			3			1									
47 ,,	8							1														1	1	1	2				1				1								
48 ,,	6												1		1													1			1		1					1			
49 ,,	8													1						1		1			1	1		1		2											
50 ,,	10																1	1				1				2			1	2		1						1			
51 ,,	7							1										1	1						1	1			1						1						
52 ,,	4																	1								1						1								1	
53 ,,																																									
54 ,,	5																								1	2				1		1									
55 ,,	6																				1		1							1					2		1				
56 ,,	4															1					1		1					1													
57 ,,	5																					1								1			1		1					1	
58 ,,	3																			1				1									1								
59 ,,	2																														1		1								
60 ,,	2																									1		1													
61 ,,																																									
62 ,,	1																					1																			
63 ,,																																									
64 ,,	1									1																															
65 and over	7															1				1							1				1	1				1				1	
Not stated	5						1	1																1	1																1
Children born to—																																									
Married mothers	802			1	2	7	19	39	50	50	31	51	37	36	31	36	25	39	27	32	29	28	20	25	22	31	21	35	15	18	7	14	7	2	6	1	2	2		3	1
Unmarried mothers	78					4	6	11	3	15	2	7		5	1	2	4	3	2		2		1	1	1	2		2	1		1				1						1
All mothers	880			1	2	11	25	50	53	65	33	58	37	41	32	38	29	42	29	32	31	28	21	26	23	33	21	37	16	18	8	14	7	2	7	1	2	2		3	2

TABLE 39.—DEATHS OF INDIAN CHILDREN UNDER ONE YEAR (EXCLUSIVE OF STILL-BIRTHS) BY MONTHS, BRITISH COLUMBIA, 1938.

PROVINCE.	TOTAL.	MONTHS.											
		Jan.	Feb.	March.	April.	May.	June.	July.	Aug.	Sept.	Oct.	Nov.	Dec.
British Columbia	154	11	11	14	8	18	17	9	15	14	8	9	20

TABLE 40.—DEATHS OF INDIAN CHILDREN UNDER ONE YEAR (EXCLUSIVE OF STILL-BIRTHS) BY AGE AT DEATH, BRITISH COLUMBIA, 1938.

AGES.		No.
All infants	Total	154
"	M.	83
"	F.	71
Under 1 day	Total	10
"	M.	5
"	F.	5
1 day	Total	6
"	M.	4
"	F.	2
2 days	Total	1
"	M.	1
3 days	Total	4
"	M.	2
"	F.	2
4 days	Total	1
"	M.	1
Under 1 week	Total	22
"	M.	13
"	F.	9
1 week and under 2 weeks	Total	8
"	M.	3
"	F.	5
2 weeks and under 3 weeks	Total	2
"	M.	1
"	F.	1
3 weeks and under 1 month	Total	6
"	M.	3
"	F.	3
Under 1 month	Total	38
"	M.	20
"	F.	18
1 month and under 2 months	Total	17
"	M.	7
"	F.	10
2 months and under 3 months	Total	14
"	M.	4
"	F.	10
3 months and under 4 months	Total	13
"	M.	10
"	F.	3
4 months and under 5 months	Total	13
"	M.	8
"	F.	5
5 months and under 6 months	Total	9
"	M.	8
"	F.	1
6 months and under 7 months	Total	12
"	M.	5
"	F.	7
7 months and under 8 months	Total	11
"	M.	6
"	F.	5
8 months and under 9 months	Total	9
"	M.	5
"	F.	4
9 months and under 10 months	Total	7
"	M.	4
"	F.	3
10 months and under 11 months	Total	5
"	M.	3
"	F.	2
11 months and under 12 months	Total	6
"	M.	3
"	F.	3

TABLE 41.—DEATHS OF INDIAN CHILDREN (EXCLUSIVE OF STILL-BIRTHS) FROM CERTAIN SPECIFIED CAUSES IN THE FIRST YEAR OF LIFE FOR EACH SEX, BRITISH COLUMBIA, 1938.

Int. List No.	CAUSES OF DEATH.	Total.	M.	F.
	All causes	154	83	71
7	Measles	1	1	----
8	Scarlet fever	----	----	----
9	Whooping-cough	11	5	6
10	Diphtheria	----	----	----
11	Influenza	2	----	2
13	Dysentery	1	----	1
18	Epidemic cerebrospinal meningitis	1	1	----
23	Tuberculosis of the respiratory system	12	8	4
24	Tuberculosis of the meninges and central nervous system	5	4	1
25–32	Tuberculosis, other forms	1	1	----
34	Syphilis	2	----	2
67	Diseases of the thymus gland	2	1	1
86	Convulsions	1	1	----
89	Diseases of the ear and mastoid process	3	2	1
106	Bronchitis	3	2	1
107	Bronchopneumonia	21	11	10
108–109	Pneumonia	17	9	8
119	Diarrhœa and enteritis	9	4	5
122	Hernia, intestinal obstruction	2	1	1
157	Malformations	4	3	1
	(c.) Congenital malformations of the heart	2	1	1
	(b, d, e.) Others under this title	2	2	----
158	Congenital debility	15	8	7
159	Premature birth	22	12	10
160	Injury at birth	3	1	2
161	Other diseases peculiar to early infancy (under 3 months)	7	4	3
	(a–e.) Specified diseases	3	1	2
	(f.) No cause given, no doctor in attendance	4	3	1
176–198	Other external causes	1	1	----
	Other specified causes	5	2	3
199–200	Unspecified or ill-defined causes	3	1	2

TABLE 42.—TOTAL DEATHS OF INDIANS (EXCLUSIVE OF STILL-BIRTHS) BY MONTHS, BRITISH COLUMBIA, 1938.

PROVINCE.	TOTAL.	MONTHS.											
		Jan.	Feb.	March.	April.	May.	June.	July.	Aug.	Sept.	Oct.	Nov.	Dec.
British Columbia	612	52	40	58	54	60	63	37	45	55	50	38	60

TABLE 43.—DEATHS OF INDIANS (EXCLUSIVE OF STILL-BIRTHS) BY SINGLE YEARS OF AGE AND BY AGE GROUPS, BRITISH COLUMBIA, 1938.

AGES.	Total.	M.	F.
All ages	612	322	290
Under 1 year	154	83	71
1 year	20	13	7
2 years	14	11	3
3 ,,	13	5	8
4 ,,	10	5	5
Total under 5 years	211	117	94
5 years	8	3	5
6 ,,	12	7	5
7 ,,	11	8	3
8 ,,	7	3	4
9 ,,	4	2	2
Total 5–9 years	42	23	19
10 years	7	2	5
11 ,,	7	5	2
12 ,,	2	1	1
13 ,,	7	3	4
14 ,,	13	5	8
Total 10–14 years	36	16	20
15 years	7	2	5
16 ,,	17	8	9
17 ,,	9	3	6
18 ,,	10	6	4
19 ,,	8	7	1
Total 15–19 years	51	26	25
20 years	10	4	6
21 ,,	4	2	2
22 ,,	3	2	1
23 ,,	5	3	2
24 ,,	8	4	4
Total 20–24 years	30	15	15
25 years	9	5	4
26 ,,	9	6	3
27 ,,	7	1	6
28 ,,	5	1	4
29 ,,	3	3	----
Total 25–29 years	33	16	17
30 years	5	1	4
31 ,,	4	----	4
32 ,,	3	1	2
33 ,,	4	2	2
34 ,,	2	1	1
Total 30–34 years	18	5	13
35 years	3	1	2
36 ,,	4	1	3
37 ,,	3	1	2
38 ,,	5	1	4
39 ,,	2	2	----
Total 35–39 years	17	6	11
40 years	2	2	----
41 ,,	3	1	2
42 ,,	2	2	----
43 ,,	7	4	3
Total 40–44 years	14	9	5
45 years	3	2	1
46 ,,	1	1	----
47 ,,	3	----	3
48 ,,	2	----	2
49 ,,	2	1	1
Total 45–49 years	11	4	7
50 years	3	3	----
51 ,,	1	----	1
52 ,,	5	4	1
53 ,,	1	1	----
Total 50–54 years	10	8	2
55 years	4	1	3
58 ,,	3	2	1
Total 55–59 years	7	3	4
60 years	8	5	3
61 ,,	1	----	1
62 ,,	3	----	3
63 ,,	4	3	1
64 ,,	4	3	1
Total 60–64 years	20	11	9
65 years	9	5	4
66 ,,	4	3	1
67 ,,	5	3	2
68 ,,	7	3	4
69 ,,	2	1	1
Total 65–69 years	27	15	12
70 years	8	7	1
71 ,,	4	----	4
72 ,,	4	3	1
73 ,,	2	2	----
74 ,,	3	----	3
Total 70–74 years	21	12	9
75 years	10	4	6
76 ,,	11	6	5
77 ,,	3	1	2
78 ,,	4	3	1
79 ,,	2	2	----
Total 75–79 years	30	16	14
80 years	8	6	2
81 ,,	3	2	1
82 ,,	4	2	2
83 ,,	1	1	----
84 ,,	1	1	----
Total 80–84 years	17	12	5
85 years	4	3	1
86 ,,	2	----	2
87 ,,	1	----	1
88 ,,	2	1	1
89 ,,	1	1	----
Total 85–89 years	10	5	5
90 years	2	2	----
92 ,,	1	1	----
93 ,,	1	----	1
94 ,,	1	----	1
Total 90–94 years	5	3	2
95 years	1	----	1
98 ,,	1	----	1
Total 95–99 years	2	----	2

TABLE 44.—CAUSES OF DEATHS OF INDIANS BY SEX AND AGE, BRITISH COLUMBIA, 1938.

Int. List No.	CAUSES OF DEATH.		TOTAL.	AGES. Under 1 Year.	1 Year.	2 Years.	3 Years.	4 Years.	5–9 Yrs.	10–14 Yrs.	15–19 Yrs.	20–24 Yrs.	25–29 Yrs.	30–34 Yrs.	35–39 Yrs.	40–44 Yrs.	45–49 Yrs.	50–54 Yrs.	55–59 Yrs.	60–64 Yrs.	65–69 Yrs.	70–74 Yrs.	75–79 Yrs.	80–84 Yrs.	85–89 Yrs.	90–94 Yrs.	95–99 Yrs.	100 Years and over.	Not stated.
	Deaths, all causes	Total	612	154	20	14	13	10	42	36	51	30	33	18	17	14	11	10	7	20	27	21	30	17	10	5	2		
	,,	M.	322	83	13	11	5	5	23	16	26	15	16	5	6	9	4	8	3	11	15	12	16	12	5	3			
	,,	F.	290	71	7	3	8	5	19	20	25	15	17	13	11	5	7	2	4	9	12	9	14	5	5	2	2		
	Class I. Infectious and parasitic diseases	Total	265	36	11	9	8	7	29	28	36	26	24	11	7	2	8	3	3	3	7	1	4	1	1				
	,,	M.	126	20	6	7	3	4	15	11	15	13	13	3	2	1	2	2	1	2	3		2	1					
	,,	F.	139	16	5	2	5	3	14	17	21	13	11	8	5	1	6	1	2	1	4	1	2		1				
1	Typhoid fever	M.	2						1				1																
2	Paratyphoid fever	F.	1						1																				
7	Measles	M.	5	1	2			1	1																				
	,,	F.	1		1																								
9	Whooping-cough	M.	8	5		1	1		1																				
	,,	F.	12	6	3		1		2																				
10	Diphtheria	F.	1					1																					
11	Influenza	M.	7		1	1		1	1											1	1		1						
	,,	F.	9	2									1		1		2		1			1			1				
	(a.) Sole cause	M.	3			1			1														1						
	,,	F.	3	1											1										1				
	(c.) With pneumonia	M.	2																	1	1								
	,,	F.	5	1									1				1		1			1							
	(e.) With intestinal complications	F.	1														1												
	(f.) With other causes	M.	2		1			1																					
13	Dysentery	M.	1					1																					
	,,	F.	2	1					1																				
18	Epidemic cerebrospinal meningitis	M.	1	1																									
23–32	Tuberculosis	M.	100	13	2	5	2	1	11	11	15	13	12	3	2	1	2	2		1	2		1	1					
	,,	F.	103	5	1	2	4	2	10	17	20	12	9	7	3	1	3	1	1	1	3		1						
23	Tuberculosis of the respiratory system	M.	81	8	2	5	1	1	9	8	14	11	9	3	1		2	2		1	2		1	1					
	,,	F.	91	4		1	2	2	7	17	19	11	8	7	3	1	3	1	1		3		1						
24	Tuberculosis of the meninges and central nervous system	M.	8	4			1		1	2																			
	,,	F.	6	1	1	1	2		1																				
25	Tuberculosis of the intestines and peritoneum	M.	3								1	1				1													
	,,	F.	4						1		1	1	1																
26	Tuberculosis of the vertebral column	M.	1						1																				
28	Tuberculosis of the skin and sub-cutaneous cellular tissue	M.	1										1																
29	Tuberculosis of the lympathic system (bronchial, mesenteric, and retroperitoneal glands excepted)	M.	1							1																			
31	Tuberculosis of other organs	F.	1																	1									
32	Disseminated tuberculosis	M.	5	1								1	2		1														
	,,	F.	1						1																				
	(a.) Acute	M.	1	1																									
	(b.) Chronic	M.	2									1	1																
	(c.) Not specified	M.	2										1		1														
	,,	F.	1						1																				
34	Syphilis	M.	1																1										
	,,	F.	7	2							1				1		1				1		1						

TABLE 44.—CAUSES OF DEATHS OF INDIANS BY SEX AND AGE, BRITISH COLUMBIA, 1938—*Continued.*

Int. List No.	CAUSES OF DEATH.		TOTAL.	AGES.																								
				Under 1 Year.	1 Year.	2 Years.	3 Years.	4 Years.	5–9 Yrs.	10–14 Yrs.	15–19 Yrs.	20–24 Yrs.	25–29 Yrs.	30–34 Yrs.	35–39 Yrs.	40–44 Yrs.	45–49 Yrs.	50–54 Yrs.	55–59 Yrs.	60–64 Yrs.	65–69 Yrs.	70–74 Yrs.	75–79 Yrs.	80–84 Yrs.	85–89 Yrs.	90–94 Yrs.	95–99 Yrs.	100 Years and over.	Not stated.
35	Gonococcus infection and other venereal diseases	F.	2										1		1													
44	Other infectious or parasitic diseases	M.	1		1																							
	,,	F.	1										1															
	(a.) Chicken-pox	M.	1		1																							
	(c.) Others under this title	F.	1										1															
	Class II. Cancer and other tumours	Total	15													3			2	4	4		1	1				
	,,	M.	8													2			1	2	2		1					
	,,	F.	7													1			1	2	2			1				
45–53	Cancer and other malignant tumours	M.	8													2			1	2	2		1					
	,,	F.	6													1			1	2	2							
46	Cancer of the digestive tract and peritoneum	M.	2													1					1							
	,,	F.	3																	1	2							
	(b.) Of the stomach and duodenum	M.	1													1												
	,,	F.	2																	1	1							
	(e.) Of the pancreas	M.	1																		1							
	,,	F.	1																		1							
48	Cancer of the uterus	F.	1													1												
	(b.) Of the cervix uteri	F.	1													1												
50	Cancer of the breast	F.	1																1									
51	Cancer of the male genito-urinary organs	M.	3																1		1		1					
	(a.) Of the bladder	M.	1																1									
	(b.) Of the kidney	M.	1																		1							
	(c.) Of the prostate gland	M.	1																				1					
53	Cancer of other or not specified organs	M.	3													1				2								
	,,	F.	1																	1								
	(e.) Of the bones and joints	M.	3													1				2								
	(m.) Of unspecified or unknown location	F.	1																	1								
55	Tumours, nature not specified	F.	1																					1				
	(g.) Of other or unspecified sites	F.	1																					1				
	Class III. Rheumatic diseases, diseases of nutrition and of the endocrine glands and other general diseases	Total	9	2			1				2									1	1		1		1			
	Ditto	M.	5	1							2									1	1				1			
	,,	F.	4	1			1													1			1					
56	Acute rheumatic fever	M.	2								1										1							
57	Chronic rheumatism, osteoarthritis	M.	2								1														1			
	,,	F.	2																	1			1					
63	Rickets	F.	1				1																					
67	Diseases of the thymus gland	M.	1	1																								
	,,	F.	1	1																								
	Class VI. Diseases of the nervous system and of the organs of special sense	Total	20	4				1	2		2		2			2				1	3	2		1				
	Ditto	M.	16	3				1	1		2		1			2				1	2	2		1				
	,,	F.	4	1					1				1								1							

79	Simple meningitis	M.	1					1																				
82	Cerebral hæmorrhage, cerebral embolism and thrombosis	M.	7						1							1				1	1	2		1					
	,,	F.	1																		1								
	(a.) Cerebral hæmorrhage	M.	5													1				1	1	1		1					
	,,	F.	1																		1								
	(b.) Cerebral embolism and thrombosis	M.	1																			1							
	(d.) Hemiplegia and other paralysis, cause not specified	M.	1						1																				
84	Dementia præcox and other psychoses	M.	1										1																
	(a.) Dementia præcox	M.	1										1																
85	Epilepsy	M.	1													1													
	,,	F.	2						1				1																
86	Convulsions (under 5 years of age)	M.	1	1																									
87	Other diseases of the nervous system	M.	3								2										1								
	(b.) Neuralgia and neuritis	M.	1																		1								
	(e.) Others under this title	M.	2								2																		
89	Diseases of the ear and mastoid process	M.	2	2																									
	,,	F.	1	1																									
	(a.) Otitis	M.	1	1																									
	(b.) Mastoid process	M.	1	1																									
	,,	F.	1	1																									
	Class VII. Diseases of the circulatory system	Total	31						1	1		1	1			1		1	1	5	3	5	3	4	2	1	1		
	,,	M.	16							1		1						1		3		3	2	3	1	1			
	,,	F.	15						1				1			1			1	2	3	2	1	1	1		1		
90–95	Diseases of the heart	M.	12							1		1						1		2		2	1	3	1				
	,,	F.	11						1				1			1			1	1	2	1	1	1	1				
92	Chronic endocarditis, valvular diseases	M.	5															1				1	1	1	1				
	,,	F.	5						1				1			1						1	1						
	(a.) Endocarditis, specified as chronic and other valvular diseases	M.	4															1					1	1	1				
	Ditto	F.	5						1				1			1						1	1						
	(b.) Endocarditis, unspecified (45 years and over)	M.	1																			1							
93	Diseases of the myocardium	M.	3																	1		1		1					
	,,	F.	3																1		1			1					
	(a.) Acute myocarditis	M.	1																	1									
	(c.) Chronic myocarditis and myocardial degeneration	M.	2																			1		1					
	,,	F.	3																1		1			1					
94	Diseases of the coronary arteries and angina pectoris	M.	1																	1									
	,,	F.	2																	1					1				
	(b.) Embolism and thrombosis of coronary arteries	M.	1																	1									
	,,	F.	1																						1				
	(c.) Angina pectoris	F.	1																	1									
95	Other diseases of the heart	M.	3							1		1												1					
	,,	F.	1																		1								
	(b.) Other and unspecified	M.	3							1		1												1					
	,,	F.	1																		1								
97	Arteriosclerosis (of coronary arteries excepted)	M.	1																							1			
	,,	F.	4																	1	1	1					1		
98	Gangrene	M.	1																			1							
100	Diseases of the veins (varices, hæmorrhoids, phlebitis, etc.)	M.	1																				1						
101	Diseases of the lymphatic system (lymphangitis, etc.)	M.	1																	1									
	Class VIII. Diseases of the respiratory system	Total	87	46	3	2	2	1	3	2	1	1		2	2	1	1	2	1	3	2	6	3	2	1				
	,,	M.	43	24	1	1	1		2	1					1		1	1	1	1	1	5	1	1					
	,,	F.	44	22	2	1	1	1	1	1	1	1		2	1	1		1		2	1	1	2	1	1				
104	Diseases of the nasal fossæ and annexa	F.	2	1		1																							
105	Diseases of the larynx	F.	1	1																									
	(b.) Other diseases of the larynx	F.	1	1																									

TABLE 44.—CAUSES OF DEATHS OF INDIANS BY SEX AND AGE, BRITISH COLUMBIA, 1938—*Continued.*

Int. List No.	CAUSES OF DEATH.		TOTAL.	AGES.																								
				Under 1 Year.	1 Year.	2 Years.	3 Years.	4 Years.	5–9 Yrs.	10–14 Yrs.	15–19 Yrs.	20–24 Yrs.	25–29 Yrs.	30–34 Yrs.	35–39 Yrs.	40–44 Yrs.	45–49 Yrs.	50–54 Yrs.	55–59 Yrs.	60–64 Yrs.	65–69 Yrs.	70–74 Yrs.	75–79 Yrs.	80–84 Yrs.	85–89 Yrs.	90–94 Yrs.	95–99 Yrs.	100 Years and over.	Not stated.
106	Bronchitis	M.	3	2	1																							
	,,	F.	4	1																1	1		1					
	(a.) Acute	M.	2	1	1																							
	,,	F.	2																		1		1					
	(b.) Chronic	F.	1	1																								
	(c.) Unspecified	M.	1	1																								
	,,	F.	1																	1								
107	Bronchopneumonia	M.	15	11			1		1													1	1					
	,,	F.	15	10	2				1					1									1					
	(a.) Bronchopneumonia	M.	15	11			1		1													1	1					
	,,	F.	15	10	2				1					1									1					
108	Lobar pneumonia	M.	4	1											1						2							
	,,	F.	4	2							1				1													
109	Pneumonia, unspecified	M.	18	8		1			1	1							1	1	1		1	3						
	,,	F.	15	6			1	1		1		1		1				1		1			1		1			
110	Pleurisy	F.	1													1												
114	Other diseases of the respiratory system (tuberculosis excepted)	M.	3	2																1								
	Ditto	F.	2	1																	1							
	(c.) Others under this title	M.	3	2																1								
	,,	F.	2	1																	1							
	Class IX. Diseases of the digestive system	Total	23	11					1	1	5		1					1			1		1		1			
	,,	M.	13	5						1	3							1			1		1		1			
	,,	F.	10	6					1		2		1															
115	Diseases of the buccal cavity and annexa, and of the pharynx and tonsils (including adenoid vegetations)	F.	1								1																	
	(b.) Diseases of the tonsils	F.	1								1																	
117	Ulcer of the stomach or duodenum	M.	1																		1							
	(a.) Ulcer of the stomach	M.	1																		1							
119	Diarrhœa and enteritis (under 2 years of age)	M.	4	4																								
	,,	F.	5	5																								
120	Diarrhœa and enteritis (2 years and over)	M.	1															1										
	(a.) Diarrhœa and enteritis	M.	1															1										
121	Appendicitis	M.	3								3																	
	,,	F.	2						1		1																	
122	Hernia, intestinal obstruction	M.	2	1																					1			
	,,	F.	1	1																								
	(a.) Hernia	M.	1	1																								
	,,	F.	1	1																								
	(b.) Intestinal obstruction	M.	1																						1			
123	Other diseases of the intestines	M.	1																			1						
129	Peritonitis, cause not specified	M.	1							1																		
	,,	F.	1										1															
	Class X. Diseases of the genito-urinary system	Total	9		1					1			1	1		1		1			1	2						
	,,	M.	7		1					1			1			1		1			1	2						
	,,	F.	2										1	1														

130	Acute nephritis (including unspecified, under 10 years of age)	M.	1		1																										
	Ditto	F.	1											1																	
131	Chronic nephritis	M.	3														1						1	1							
	,,	F.	1												1																
132	Nephritis, unspecified (10 years and over)	M.	1																1												
133	Other diseases of the kidneys and ureters	M.	1						1																						
137	Diseases of the prostate	M.	1																					1							
	Class XI. Diseases of pregnancy, childbirth, and the puerperal state	Total	6								1		1	1	2	1															
140	Abortion with septic conditions	F.	3								1			1	1																
	(a.) Abortion	F.	3								1			1	1																
142	Ectopic gestation	F.	1										1																		
	(b.) Without mention of septic conditions	F.	1										1																		
145	Puerperal septicæmia (not specified as due to abortion)	F.	1													1															
	(a.) Puerperal septicæmia and pyæmia	F.	1													1															
150	Other or unspecified condition of the puerperal state	F.	1												1																
	(b.) Others under this title	F.	1												1																
	Class XIV. Congenital malformations	Total	5	4			1																								
	,,	M.	3	3																											
	,,	F.	2	1			1																								
157	Congenital malformations (still-births excluded)	M.	3	3																											
	,,	F.	2	1			1																								
	(c.) Congenital malformations of the heart	M.	1	1																											
	,,	F.	2	1			1																								
	(e.) Others under this title	M.	2	2																											
	Class XV. Diseases of early infancy	Total	47	47																											
	,,	M.	25	25																											
	,,	F.	22	22																											
158	Congenital debility	M.	8	8																											
	,,	F.	7	7																											
159	Premature birth	M.	12	12																											
	,,	F.	10	10																											
160	Injury at birth	M.	1	1																											
	,,	F.	2	2																											
	(b.) Without mention of Caesarean operation	M.	1	1																											
	,,	F.	2	2																											
161	Other diseases peculiar to early infancy (under 3 months)	M.	4	4																											
	,,	F.	3	3																											
	(a.) Atelectasis	F.	1	1																											
	(e.) Others, including lack of care	M.	1	1																											
	,,	F.	1	1																											
	(f.) No cause given, no doctor in attendance	M.	3	3																											
	,,	F.	1	1																											
	Class XVI. Senility	Total	35																					5	15	7	4	3	1		
	,,	M.	16																						8	5	2	1			
	,,	F.	19																					5	7	2	2	2	1		
162	Senility	M.	16																						8	5	2	1			
	,,	F.	19																					5	7	2	2	2	1		
	(a.) With senile dementia (70 years and over)	M.	2																						1	1					
	(b.) Without senile dementia (70 years and over)	M.	14																						7	4	2	1			
	,,	F.	19																					5	7	2	2	2	1		

TABLE 44.—CAUSES OF DEATHS OF INDIANS BY SEX AND AGE, BRITISH COLUMBIA, 1938—*Continued.*

Int. List No.	CAUSES OF DEATH.		TOTAL.	AGES. Under 1 Year.	1 Year.	2 Years.	3 Years.	4 Years.	5–9 Yrs.	10–14 Yrs.	15–19 Yrs.	20–24 Yrs.	25–29 Yrs.	30–34 Yrs.	35–39 Yrs.	40–44 Yrs.	45–49 Yrs.	50–54 Yrs.	55–59 Yrs.	60–64 Yrs.	65–69 Yrs.	70–74 Yrs.	75–79 Yrs.	80–84 Yrs.	85–89 Yrs.	90–94 Yrs.	95–99 Yrs.	100 Years and over.	Not stated.
	Class XVII. Violent or accidental deaths	Total	38	1	3	2	1		5	1	4	1	3	1	5	3	1	2		1	1		2	1					
	,,	M.	32	1	3	2			4	1	4	1	2	1	3	3	1	2		1	1		1	1					
	,,	F.	6				1		1				1		2								1						
163–171	Suicides	M.	3								2										1								
	,,	F.	1												1														
168	Suicide by cutting or piercing instruments	M.	3								2										1								
	,,	F.	1												1														
176–198	Other violent deaths	M.	29	1	3	2			4	1	2	1	2	1	3	3	1	2		1			1	1					
	,,	F.	5				1		1				1		1								1						
178	Accidental absorption of toxic gases	M.	1															1											
179	Other acute accidental poisonings (except by gas)	M.	1			1																							
180	Conflagration	F.	1																				1						
181	Accidental burns (conflagration excepted)	M.	1		1																								
	,,	F.	1				1																						
182	Accidental mechanical suffocation	M.	1	1																									
183	Accidental drowning	M.	7			1			3	1		1			1														
	,,	F.	2						1				1																
184	Accidental injury by firearms	M.	1								1																		
186	Accidental injury by fall, crushing, or landslide	M.	13		1				1				2	1	2	3		1		1			1						
	,,	F.	1												1														
190	Excessive cold	M.	1														1												
194	Other accidents	M.	2		1																			1					
	(b.) Others under this title	M.	2		1																			1					
195	Violent deaths of which the nature (accident, suicide, homicide) is unknown	M.	1								1																		
	Class XVIII. Ill-defined causes of death	Total	22	3	2	1	1		1	2		1		2	1		1			2	4			1					
	,,	M.	12	1	2	1	1		1					1			1			1	3			1					
	,,	F.	10	2						2		1		1	1		1			1	1								
200	Cause of death not specified or ill-defined	M.	12	1	2	1	1		1					1			1			1	3			1					
	,,	F.	10	2						2		1		1	1		1			1	1								

SPECIAL CLASSIFICATION OF ACCIDENTAL DEATHS OF INDIANS, BRITISH COLUMBIA, 1938.

(Included also under the numbers of the International List above.)

C	Railway accidents	M.	3										1			2													
E	Automobile and motor-cycle accidents	M.	2												1					1									
	,,	F.	1												1														
F	Other land transportation	M.	2										1	1															
G	Water transportation	M.	3							1		1						1											

TABLE 45.—DEATHS OF HALF-BREEDS IN BRITISH COLUMBIA FROM CERTAIN CAUSES OF DEATH, 1938.

Int. List No.	CAUSES OF DEATH.		TOTAL.	AGES.																										
				Under 1 Year.	1 Year.	2 Years.	3 Years.	4 Years.	5–9 Yrs.	10–14 Yrs.	15–19 Yrs.	20–24 Yrs.	25–29 Yrs.	30–34 Yrs.	35–39 Yrs.	40–44 Yrs.	45–49 Yrs.	50–54 Yrs.	55–59 Yrs.	60–64 Yrs.	65–69 Yrs.	70–74 Yrs.	75–79 Yrs.	80–84 Yrs.	85–89 Yrs.	90–94 Yrs.	95–99 Yrs.	100 Years and over.	Not stated.
	All causes	Total	13	6	1						2	1		1		1						1							
	,,	M.	7	5	1						1																		
	,,	F.	6	1							1	1		1		1						1							
11	Tuberculosis of the respiratory system	F.	1									1																	
48	Pneumonia	M.	1	1																									
	,,	F.	1	1																									
52	Diarrhœa and enteritis (under 2 years of age)	M.	2	2																									
68	Puerperal septicæmia	F.	1													1													
75	Premature birth (still-births not included)	M.	2	2																									
79	Suicide	M.	1								1																		
81	Accident	M.	1		1																								
	Other causes	F.	3								1			1								1							

TABLE 46.—ADOPTIONS, BRITISH COLUMBIA, DURING EACH MONTH OF 1938, AND THE MONTHLY TOTALS FROM MAY, 1920, TO DECEMBER 31ST, 1937, AND DECEMBER 31ST, 1938.

Year filed.	Month filed.												Total.
	Jan.	Feb.	March.	April.	May.	June.	July.	Aug.	Sept.	Oct.	Nov.	Dec.	
1938	8	9	13	7	18	12	10	9	9	11	12	16	134
Totals (May, 1920, to December 31st, 1937)	153	178	190	176	212	263	144	133	154	188	149	169	2,109
Totals (May, 1920, to December 31st, 1938)	161	187	203	183	230	275	154	142	163	199	161	185	2,243

TABLE 47.—ADOPTIONS BY YEAR OF COURT ORDER AND SEX OF CHILDREN, AND ADOPTED BY MAN AND WIFE, BY MAN ONLY, AND BY WOMAN ONLY, BRITISH COLUMBIA, 1938.

Year Adoption ordered.	Number of Orders entered and Certificates issued.		Adopted by.			Total.
	Males.	Females.	Man and Wife.	Man only.	Woman only.	
1937	6	10	15	----	1	16
1938	51	67	112	2	4	118
Totals	57	77	127	2	5	134

TABLE 48.—ADOPTIONS BY YEAR OF COURT ORDER AND BY SEX AND LEGITIMACY OF CHILDREN, BRITISH COLUMBIA, 1938.

Year Adoption ordered.	Legitimate Births.			Illegitimate Births.			Not given or Unknown.			Total.
	Males.	Females.	Total.	Males.	Females.	Total.	Males.	Females.	Total.	
1937	1	6	7	3	3	6	2	1	3	16
1938	9	18	27	40	46	86	2	3	5	118
Totals	10	24	34	43	49	92	4	4	8	134

TABLE 49.—ADOPTIONS BY BIRTHPLACE OF THE CHILDREN, BRITISH COLUMBIA, 1938, AND AS AT DECEMBER 31ST, 1937, AND DECEMBER 31ST, 1938.

Place of Birth.	Filed in 1938.	April, 1920, to Dec., 1937.	April, 1920, to Dec., 1938.	Place of Birth.	Filed in 1938.	April, 1920, to Dec., 1937.	April, 1920, to Dec., 1938.
British Columbia	113	1,813	1,926	Scotland	----	9	9
Alberta	3	49	52	Wales	----	2	2
Manitoba	2	30	32	Other British Possessions	----	3	3
New Brunswick	----	2	2	Asia	----	1	1
Nova Scotia	1	1	2	Europe	4	15	19
Ontario	1	23	24	Other countries	----	1	1
Quebec	----	8	8	United States	4	64	68
Saskatchewan	4	33	37	Not given or unknown	1	14	15
Newfoundland	----	1	1				
England	1	40	41	Totals	134	2,109	2,243

TABLE 50.—DECREES OF DISSOLUTION AND NULLITY OF MARRIAGE, BY THE TIME ELAPSED BETWEEN THE MARRIAGE AND THE OBTAINING OF THE DECREE (IN YEARS ONLY), BRITISH COLUMBIA, 1935, 1936, 1937, AND 1938.

Year.	Number.				Year.	Number.			
	1935.	1936.	1937.	1938.		1935.	1936.	1937.	1938.
Less than 1 year	5	12	4	.....	Over 14 years	5	9	16	36
Over 1 year	13	12	15	16	,, 15 ,,	15	13	12	22
,, 2 years	10	19	23	38	,, 16 ,,	5	14	20	21
,, 3 ,,	19	19	23	32	,, 17 ,,	6	17	17	12
,, 4 ,,	22	24	21	32	,, 18 ,,	11	6	15	15
,, 5 ,,	22	31	32	40	,, 19 ,,	5	7	12	11
,, 6 ,,	23	39	42	38	Over 20 years but less than				
,, 7 ,,	15	33	28	38	25 years	13	38	50	50
,, 8 ,,	16	26	36	42	Over 25 years but less than				
,, 9 ,,	18	29	28	43	30 years	16	15	19	25
,, 10 ,,	13	26	26	39	Over 30 years but less than				
,, 11 ,,	8	29	32	26	40 years	4	9	8	11
,, 12 ,,	11	18	24	38	Over 40 years	.....	1	1	1
,, 13 ,,	5	16	19	21	Totals	280	462	533	647

TABLE 51.—DECREES OF DISSOLUTION AND NULLITY OF MARRIAGE, SHOWING THE NUMBER OF CHILDREN AFFECTED BY THE AWARD OF CUSTODY AND BY SEX, BRITISH COLUMBIA, 1935, 1936, 1937, AND 1938.

Award of Custody.	Males.				Females.				Total.			
	1935.	1936.	1937.	1938.	1935.	1936.	1937.	1938.	1935.	1936.	1937.	1938.
To the petitioner	90	153	153	170	75	163	141	191	165	316	294	361
To the respondent	9	6	7	3	7	3	9	5	16	9	16	8
Custody not awarded	4	2	19	14	1	8	9	24	5	10	28	38
Totals	103	161	179	187	83	174	159	220	186	335	338	407

TABLE 52.—DECREES OF DISSOLUTION AND NULLITY OF MARRIAGE, BY THE MONTH FILED, AND BY THE SEX OF THE PETITIONER, BRITISH COLUMBIA, 1935, 1936, 1937, AND 1938.

Month.	Dissolution of Marriage.												Nullity of Marriage.											
	Sex of Petitioners.								Total.				Sex of Petitioners.								Total.			
	Males.				Females.								Males.				Females.							
	1935.	1936.	1937.	1938.	1935.	1936.	1937.	1938.	1935.	1936.	1937.	1938.	1935.	1936.	1937.	1938.	1935.	1936.	1937.	1938.	1935.	1936.	1937.	1938.
January	*	14	14	41	*	28	31	63	*	42	45	104	*	.....	.....	4	*	1	.....	1	*	1	.....	5
February	*	16	7	33	*	22	27	50	*	38	34	83	*	.....	.....	4	*	.....	1	2	*	.....	1	6
March	*	18	11	16	*	31	31	35	*	49	42	51	*	.....	1	2	*	.....	1	1	*	.....	2	3
April	3	12	18	18	1	26	27	27	4	38	45	45	.....	1	2	.....	.....	1	1	.....	.....	2	3	.....
May	12	11	20	18	15	19	32	25	27	30	52	43	2	.....	.....	.....	1	2	.....	2	3	2	.....	2
June	14	20	18	20	18	26	29	27	32	46	47	47	1	1	1	.....	.....	1	.....	1	1	2	1	1
July	17	9	18	21	30	32	32	41	47	41	50	62	2	.....	.....	.....	2	.....	2	.....	4	.....	2	.....
August	14	5	16	12	23	22	27	19	37	27	43	31	2	.....	.....	.....	1	.....	1	.....	3	.....	1	.....
September	1	3	1	3	3	8	2	6	4	11	3	9	.....	.....	.....	.....	.....	.....	.....	.....	.....	.....	.....	.....
October	7	8	9	7	12	21	16	24	19	29	25	31	1	.....	.....	.....	.....	1	.....	.....	1	1	.....	.....
November	13	13	23	23	31	37	47	41	44	50	70	64	3	.....	.....	.....	1	2	1	1	4	2	1	1
December	21	21	24	22	29	29	40	33	50	50	64	55	.....	1	1	1	.....	.....	1	3	.....	1	2	4
Totals	102	150	179	234	162	301	341	391	264	451	520	625	11	3	5	11	5	8	8	11	16	11	13	22

* Act not in force.

VICTORIA, B.C.:
Printed by CHARLES F. BANFIELD, Printer to the King's Most Excellent Majesty.
1940.

625-1239-2729