PROVINCE OF BRITISH COLUMBIA

THIRTY-FIFTH REPORT

OF THE

PROVINCIAL BOARD OF HEALTH

INCLUDING

TWENTIETH REPORT OF MEDICAL INSPECTION OF SCHOOLS, YEAR ENDED JUNE 30TH, 1931

PRINTED BY
AUTHORITY OF THE LEGISLATIVE ASSEMBLY.

VICTORIA, B.C.:
Printed by CHARLES F. BANFIELD, Printer to the King's Most Excellent Majesty.
1931.

PROVINCIAL BOARD OF HEALTH,
VICTORIA, B.C., December 1st, 1931.

To His Honour J. W. FORDHAM JOHNSON,
Lieutenant-Governor of the Province of British Columbia.

MAY IT PLEASE YOUR HONOUR:

The undersigned has the honour to present the Report of the Provincial Board of Health for the year ended June 30th, 1931.

S. L. HOWE,
Provincial Secretary.

REPORT *of the* PROVINCIAL BOARD OF HEALTH.

PROVINCIAL BOARD OF HEALTH,
VICTORIA, B.C., December 1st, 1931.

The Honourable S. L. Howe,
Provincial Secretary, Victoria, B.C.

SIR,—I have the honour to submit the Thirty-fifth Annual Report of the Provincial Board of Health for the year ended June 30th, 1931.

The increase in the work of the different subdivisions of the Department will lead us to change the date of the issuance of our Report. The school-year begins in September and ends in June the following year, and we have been issuing our Annual Report for the Department to conform with these dates. Consequently our Epidemiologist's report is dealing with a divided year, and our purpose is next year to issue a separate report in regard to the Medical Inspection of Schools, which would appear as our Reports are now, following the closing of the schools in June, and we will revert to our old plan of making the general report for the Department as issuable at the end of the calendar year. We are already issuing the Report of our Vital Statistics Branch to conform to the calendar year, and, taking it all in all, we will be able to conform with reports of other Provinces and produce figures dealing with concurrent dates.

The past year has been a notable one in the life of our Province and in that of the Dominion of Canada. We have been forced to deal with an economic condition, described briefly as a "depression," which has been remarkable in its world-wide extent, affecting Governments, corporations, civic bodies, and the lives of individuals. The effect has been world-wide and the outcome as to time is problematical. Such a depression and such an upsetting of the ordinary routine of life must have repercussion, and one would expect that, under the circumstances, there would have been an enormous increase in the commoner diseases owing to the lowered standard of living, the absence of employment, and the dire effect which such circumstances must have on the mental attitude of the people.

British Columbia has been no exception to the rule in feeling the effects of the depression and has bent every effort to meet conditions as they present themselves. Unfortunately we are at the end of the line, with a mild winter climate compared to the other Provinces, and as a result we have received and are receiving hundreds and thousands of people who have been migrating back and forth during the past summer, but, attracted by the climatic conditions, are planting themselves in British Columbia, and on a population *per capita* basis we are doing far more than any of the other Provinces.

Every effort has been made to meet these conditions. Provision for shelter and food for thousands of men has had to be made, in addition to which direct relief must be given to our own residents and their families who require it. Some 200 camps have been built and the intention is to employ all of the men in as far as we can in public works, for which they will be remunerated, in order that some return for the money will be received. The camps were begun at the end of August, 1931, and have been added to until there are over 200 now built. Men are moved into them as quickly as possible. From the health point of view we have been very agreeably surprised. There has been one case of infectious disease—scarlet fever—reported in the three months in which the work has been carried out. The men are in excellent condition; medical supervision has been provided; there are first-aid men and first-aid kits in each camp and a small first-aid building; and all the hospitals adjacent to any of these camps are being utilized for cases which require hospitalization. Many problems are presenting themselves, but through our organization these have been met and adjusted. Our Sanitary Inspector's report, which is published in this volume, will give some idea of the work that is being carried out. The care of these camps has added greatly to the work of the Department, but we have been able to meet the demand without any material increase in our staff. Local medical men adjacent to the camps have been employed at a monthly rate for general supervision and for care of such cases as may be necessary to forward to the hospitals. Ample attention has been paid to the kitchens and to the dieting, and there has been a universal expression of approval of the means used from the men themselves.

LABORATORIES.

Previous to the Great War, the Provincial Board of Health established a Public Health Laboratory Service for the Province, with headquarters at Victoria, with the idea of establishing other laboratories at strategic points in the Province. The war intervened and qualified men could not be obtained to carry on, and in order to meet the demand for laboratory service an arrangement was entered into by which the City of Vancouver and other municipalities made grants to the Provincial Board of Health, which latter negotiated with the Vancouver General Hospital and the Jubilee Hospital in Victoria for joint laboratories, the Province going with the hospital laboratory, already established, for one year. 1920 was the one year of this union agreed to, but the arrangement continued thereafter without change of grants, despite great increase as to the work done.

Following this adjustment, a laboratory was opened at Kamloops and one at Kelowna, both of these in conjunction with the local hospitals, the establishment of these two offices relieving in a large measure the pressure of work at the Vancouver General Hospital Laboratory.

But it was found that towards the end of the first decade the increase in both hospital and public-health work at the Vancouver General Hospital Laboratory had reached a point where no available space for further expansion could be secured. This lack of space prevented the needed accession of further staff, in spite of two and even three shifts of workers, because the demand for work was heaviest during the morning hours, and equable distribution of the work during the twenty-four hours was not a satisfactory solution. Additional space was asked for and blue-prints were actually prepared for a new and adequate laboratory building. Financial difficulties prevented these adjustments and it became increasingly evident that an impasse would soon be reached.

The expected crisis was reached in 1930. Both hospital-work and public-health work had to be restricted from the sheer inability of the existing staff to handle it and the absence of space for additional staff. Friendly negotiations between the hospital, the city, and the Province resulted in the unanimous decision to accept the only obvious solution—namely, to separate the hospital and public-health work—the latter to be removed to new quarters. The hospital-work would then become possible by the expansion into the space vacated by the public-health staff, and the public-health work would be possible in the new space provided for it.

Negotiations to establish the public-health work in a building of its own, to be erected on or near the University Campus, progressed favourably, but the financial depression interfered with their immediate development. As a present, if temporary, expedient, residences owned by the Province at 761 and 763 Hornby Street, Vancouver, were taken over, remodelled, and equipped for laboratory purposes. On Saturday, August 22nd, 1931, the public-health staff completed the day's work at the Vancouver General Hospital Laboratories, and on Monday, August 24th, 1931, at 8 a.m., commenced the day's work at 763 Hornby Street. Notices and pamphlets concerning the change have been published in the Vancouver Medical Association Bulletin and distributed to the profession throughout British Columbia.

The new laboratories are wholly under the direction of the Provincial Board of Health, but naturally do a great deal of work for the City of Vancouver and other municipalities, which municipalities pay to the Provincial Board of Health on a *pro rata* basis certain contributions towards the maintenance of the laboratories. The work thus financed is free to the public. It is restricted to diagnostic, preventive work, such as the examination of diphtheria cultures, tuberculous sputum, etc., and the examination of milk, water, etc. It exists to facilitate, in British Columbia, the control and prevention of infectious diseases and the promotion of health.

The arrangements made with the Jubilee Hospital in Victoria are to continue as they were, as also the work at the laboratories at Kamloops and Kelowna.

The City of Nelson, in the eastern part of the Province, is moving in the matter of having a laboratory established in their hospital, and when we have accomplished this we will have laboratories then at strategic points which will enable us to deal with the whole of the southern part of the Province. Later, for the northern part, a laboratory will be established at Prince Rupert.

In connection with the laboratory-work, vaccines and antitoxins are sent out free on request, and for the year ended June 30th, 1931, the following have been furnished: 6,223 points smallpox vaccine, 6,570,000 units diphtheria antitoxin, 3,074 doses diphtheria toxoid, 57 packages

Schick test for diphtheria, 722 packages 2 c.c. (prophylactic) scarlet fever antitoxin, 203 packages 15 c.c. (curative) scarlet fever antitoxin, 47 packages Dick test for scarlet fever, 257 doses scarlet fever toxin (for active immunization), 535 doses typhoid vaccine, 175,000 units tetanus antitoxin, 365 packages 20 c.c. anti-meningococcus serum, and 118 doses pertussis (whooping-cough) vaccine.

VENEREAL CLINICS.

Our venereal clinics are carrying on the work quietly, thoroughly, and efficiently.

During the past year Inter-Provincial Conferences of V.D. Clinicians have been carried on. The questions of incidence of the disease, the effect of the treatment, standardization of treatment, and education of the public were thoroughly discussed.

The present situation is well described in the report issued from the meetings, and the following is an excerpt:—

"Although there is no definite proof as to an increase in V.D. incidence, neither is there reliable evidence of any decrease.

"The marked increased attendance of free V.D. clinics is not altogether to be taken as evidence of increased incidence in the disease, but rather as evidence of increased confidence on the part of the public as regards the services rendered by these clinics. Unfortunately, however, this increasing confidence in clinic service is largely due to the advertising of the ex-clinic patient, who as a 'satisfied customer' is (in this instance, through his own bitter experience) able to advise his friend where to go for help in his dire need. It is still more unfortunate that at this time very little is being done either by means of public education or by more practical means to promote *prevention* of V.D. infection.

"Hospital statistics show a decrease in cases of congenital syphilis among infants and also in adults of terminal stages of neuro and cardiovascular syphilis, while there is some increase in cases of the primary and latent stages.

"In neither instance, however, can the decreases indicated above be attributed to a decrease in incidence of the disease, but rather to earlier and more efficient treatment, due largely to the better education of the public. This also accounts for the increase in the number of patients reporting for treatment while the disease is still in the primary stage.

"Undoubtedly in late years our position as regards the control of syphilis has improved, but just as undoubtedly still further efforts on the part of the profession must be made before the weight of public opinion will be enlisted in the progressive movement; i.e., the public must be still further educated as to the prevalence, treacherousness, and the far-reaching results of the disease and the need for early and prolonged treatment before public opinion will demand the rending of that 'Hush Hush' curtain behind which syphilis has for so long thrived; the adoption of some such slogan as 'Eradication of syphilis in our time,' and not only permit but demand that the highest efficiency of medical science be brought to bear on this disease.

"In view of the progress, or rather the lack of it, made in more than 2,000 years in regard to controlling the source of V.D., that is promiscuous intercourse, and the unchanging fundamentals in human nature, the immediate future would not seem to hold any bright prospects for successfully attacking the problem at its source. On account of the moral issue involved public opinion will not endorse the teaching of prophylaxis at this time. Therefore some other methods must be employed, such as early post-exposure treatment and an increased effort along the lines of popular education."

INFECTIOUS DISEASES.

In regard to infectious diseases, the situation, not only in British Columbia but throughout the Dominion and the different States to the south of us, has been remarkable in the paucity of the cases reported. Why such conditions should exist, especially in view of the economic conditions, is hard to understand. One would think that, with almost unlimited lack of employment, the resisting-powers of our people would be very much lowered, but fortunately the trend has been exactly the opposite of our expectations.

The number of cases of smallpox reported has decreased from 738 in 1928–29 to 37 in 1930–31. Diphtheria has fallen from 667 in 1929–30 to 286 in 1930–31, and in this connection I may say that it is particularly gratifying to receive the continued reports in regard to the immunization against diphtheria which is being carried out. For some unknown reason, our anti-vaccinationist friends do not object to the chidren being immunized. There were 37 cases

of poliomyelitis in 1930–31, as against 116 in 1928–29. The 37 cases were scattered in widely separated points and there never was the slightest suggestion of an epidemic.

PUBLIC-HEALTH NURSING.

In my last Report, which covered the period of the last six months of 1929 and the first six months of 1930, I reported that we had thirty-two Public Health Nurses, in addition to which there were thirty School Nurses. To-day, we have some seventy-three all told.

A class of eighteen graduated last year and we placed nine of them immediately, and there is the same number in the present year class.

The people are educated to the benefits of the establishment of a Public Health Nurse in the community, and we are doing our best, under the present depression, to hold on to what we have. If it had not been for this depression our advance during this year would have been remarkable.

HEALTH UNITS.

Our health units are well established, demonstrating their usefulness. They are saving money, which makes a direct appeal to our local authorities, and, what is more, the school reports show a change in the classes, mentally and physically, that is almost miraculous.

TUBERCULOSIS.

British Columbia has been labouring under an accusation of the increased rate of deaths from tuberculosis. The census which has just been completed puts a different complexion on this. We have been giving our figures based on an estimated population of about 570,000, whereas the census shows we should have based our percentages and rates on a population of 673,000. So that for the year 1930 the tuberculosis death-rate should be 92 per 100,000, instead of 104, as reported under the old population estimate.

The same applies to cancer. Under the new figures, the cancer death-rate is 105 per 100,000, as against 118 under the estimated population.

Next year the reports will show that British Columbia is probably leading from a population point of view, in having the most favourable rates of any of the Provinces.

Our suggestion in our last year's Report as to the extension of our educational programme in regard to tuberculosis was well received, both by the Government and the public, but unfortunately we will be unable to make a beginning in this on account of the financial depression.

The report of Dr. Lamb, our Tuberculosis Officer, appears later in this Report and makes very interesting reading.

SANITATION.

There is a full report from our Sanitary Inspector, whose report on existing conditions is very gratifying.

We have the co-operation of the Provincial Police and the local authorities throughout the Province, and are particularly pleased with the co-operation that we receive from the mining, lumbering, and fruit companies in their endeavour to comply with our regulations.

We append an account of approvals for sanitary works:—

Cemetery-sites approved.—Sandwick, Campbell River, Bridesville, Doe Creek, Trail, Galiano Island, Hardy (private) near Kelowna, Ashcroft, Yarrow (Mennonite), Alert Bay, Hornby Island, and Tulameen.

Sewage-disposal Systems approved.—Burnaby Municipality (extensions), North Vancouver City (extensions), Oak Bay Municipality (extensions), New Westminster (extensions), Trail (extensions), Prince Rupert (extensions), Vernon (extensions), Kelowna (extensions), Ruskin, Nanaimo (extensions), Port Hammond (extensions), Kamloops (extensions), Cultus Lake Park, Revelstoke (extensions), and Vancouver (extensions).

Water-supply Systems approved.—Port Hammond, Rossland (repairs and replacements), Cultus Lake Park, West Vancouver Municipality (alterations), Port Alberni (replacements), North Vancouver City (renewals), North Vancouver Municipality (extensions and replacements), Port Moody (reservoir), Revelstoke (extensions), Vancouver (extensions), Kelowna (extensions), Prince George (extensions), Merritt (extensions), Salmon Arm City (reservoir), Trail (extensions), Cranberry District near Powell River, Coquitlam Municipality (extensions), and Vernon (renewals and extensions).

EDUCATIONAL.

We are making real advances in health-work in British Columbia. We have always kept before us the idea of prevention and have worked on the basis that in order to give effect to the methods of prevention we must be backed by an educated public opinion.

Through the efforts of our Nursing Service and through the contacts which we are making in other directions with the local organizations in all parts of the Province, we have established the Provincial Board of Health in a very different position to what it was five years ago. We are accepted now, as presenting to the public policies that have been demonstrated to such an extent that there is no doubt in the minds of the public of the benefits that will accrue provided they follow out the directions of the Provincial Board, and back us up in our endeavour to procure further encouragement from the powers-that-be in the different municipalities and outlying districts.

We are constantly distributing literature, and during the past year have distributed from this office 217,000 bulletins and pamphlets. These have been sent to different parts of the Province, but mainly through the Women's Institutes, and I have to record again our great appreciation of the work which is being done by the Women's Institutes in British Columbia in their making the health programme one of the most important branches of their work. From the very beginning they have been to the Department a tower of strength, and it is pleasing to acknowledge that the interest they have taken has never waned. We are constantly receiving encouragement from the institutes, but our greatest encouragement lies in the fact that they are giving, through their institutes and in the schools, effect to the policies of the Department.

There follows in this Report the account of the year's work for the Epidemiologist, the Sanitary Inspector, and the Tuberculosis Officer, and also the report on the Medical Inspection of the Schools.

In British Columbia we have a magnificent body of men known as the Provincial Police, who are stationed at different parts of the Province, and who, in addition to their numerous other duties, act as Sanitary Inspectors in the camps and mines throughout the Province. At no time has their interest failed and a request for co-operation, through the Commissioner, meets with instant attention. These men are interested in their profession, and I would like to express, for myself and staff, our keen appreciation of the courtesies that we are constantly receiving at their hands.

I would like, Sir, to express for myself and staff appreciation of the co-operation which we receive from yourself and to say that we appreciate the active interest you are taking in our work. Such interest lends greatly to our success, and we feel that, backed by your help and encouragement, we will make continued progress.

I have the honour to be,
Sir,
Your obedient servant,

H. E. YOUNG,
Provincial Health Officer.

GENERAL REPORTS.

SANITARY INSPECTION.

SANITARY INSPECTOR'S OFFICE,
VICTORIA, B.C., September 30th, 1931.

H. E. Young, M.D., C.M., LL.D.,
Provincial Health Officer, Victoria, B.C.

SIR,—I have the honour to present my Twenty-first Annual Report on general sanitary conditions for the Province of British Columbia.

FISHING INDUSTRY.

The year 1931 promises to be under normal for canned salmon, due to world market instability. Approximately only one-third of British Columbia fish-canneries were operated. The fish caught and canned ranked the very best in years. Hundreds of tons were placed in cold storage for local markets and export. The regulations governing sanitary operation of canneries were strictly observed, visitors and tourists being highly complimentary in their remarks on the cleanliness of our canneries.

FRUIT- AND VEGETABLE-CANNING ESTABLISHMENTS.

The larger portion of these establishments are located in the sunny Okanagan. Crops are both bountiful and beautiful. Operators are keenly alive to the possibilities of development, and already the glacing and preserving of fruit in dainty and healthful processes have reached an export stage. Train-loads of most delicious fruit are being shipped to Canadian and European markets, the result of hard work, care in selecting, wrapping, and shipping, together with a most desirable climate. Our departmental regulations are strictly observed, both inside and out, at the canning and packing establishments.

LOGGING AND MINING CAMPS.

The logging and mining camps in British Columbia compare most favourably with any throughout the world. This Department does not assume the credit for this condition, which was brought about by the gradual co-operation of operators and employees. Good clean shelter, the best of food, laundry and bathing facilities are provided, and, in the larger camps, reading and recreation halls, outside tennis and ball grounds. All camps have a first-aid man, and the larger ones have a fully equipped hospital with resident physician and trained nurses.

NUISANCES.

With increasing industrial development come offensive trades which sometimes embarrass Sanitary Inspectors when it is found necessary to interfere or stop an industry giving employment to many men.

Another nuisance of increasing frequency is the fox-farm. Some of our best citizens become interested in fox-breeding, probably with one pair. After a few seasons they find themselves disliked by neighbours, and Health Officers are compelled to take steps to ensure greater isolation. These are what may be termed "growing pains" in the development of British Columbia. We have several under advisement at this writing.

WATERSHEDS.

Watershed areas supplying water to our cities are now declared health areas under special rigid sanitary regulations, enforced by this Department with gratifying results. The cities thus protected have no water-borne disease traceable to their water-supply. House-boats have been prohibited from Cowichan Lake as a protective measure for the City of Duncan, which derives its supply indirectly from the lake.

UNEMPLOYMENT RELIEF CAMPS.

The prevailing world depression has brought about in British Columbia an unemployment relief system which adds much work to this Department. The work has just been launched, and a preliminary survey shows the Public Works Department erecting camps with such speed that transforms a jungle-like stillness to a humming village in a few days. Herewith is a copy of first report on the camps during construction:—

"SANITARY INSPECTOR'S OFFICE,
VICTORIA, B.C., September 28th, 1931.

"*Dr. H. E. Young,*
Provincial Health Officer, Victoria, B.C.

"PRELIMINARY SURVEY OF UNEMPLOYMENT RELIEF CAMPS.

"SIR,—Pursuant to instructions, I beg to report on trip with Dr. Maxwell S. Inglis to the unemployment relief camps in operation and under construction by the Public Works Department on the Lower Mainland and the Interior as far as Kamloops.

"Special care is given in the selection of camp-sites for water-supply and drainage. The buildings are all built to standard, well lighted and ventilated. The bunk-houses are all 12 to 20 inches off the ground, fitted with steel cots and vermin-proof mattresses. A minimum of 380 cubic feet of air per man is maintained in all these camps. Portable electric-light plants are provided in the majority of camps. Ample washing and laundry facilities are provided. The dining-rooms are large and tables are covered with sanitary oilcloth. The kitchens are equipped in a sanitary manner. The food supplied is the very best and prepared by professional white chefs. Ample sanitary, fly-proof toilet facilities are provided at every camp. A first-aid man is at every camp with an outfit supplied by the Provincial Board of Health, replenished as often as needed.

"For every group of three or more camps, a headquarters camp is being established and sites cleared for emergency hospital (Dr. Inglis selected several during the past week). The size of these hospitals will depend upon the location and nature of work. The work on the Hope–Princeton Road will be very hazardous through the Coquihalla Pass. A twenty-bed hospital is being constructed at Camp 7 and a convalescent hospital at Hope is anticipated.

"At this writing there are two camps near White Rock and one near Langley. On the section between Deroche and Harrison River there are four camps, and four more to be built. In the Coquihalla Pass there are three, with six more to be constructed. Between Hope and Kamloops some twenty-five camps are being built, some already completed. North and east of Kamloops seventeen camps are under way.

"All the camps now in operation have been supplied by this Department with disinfectants and flea-powder, with sprayers and blowers, and further supplies are now en route to the Resident Engineers for the camps under construction. These supplies will be replenished as needed.

"These camps could very well be known as welfare camps. They are all well built and nothing seems to be omitted which will add to the camp-life comfort of the men. During the past twenty-five years the writer has officially visited thousands of industrial camps, but I have never seen better camps nor have I met with such friendliness. Seventy-five per cent. appear to be Canadian or British, 20 per cent. foreign, and 5 per cent. Red. I was surprised to notice the activity of the men; none appeared to be in the drone class.

"All the camps being new, no complaints are yet heard of lice invasion, but those in charge are on the alert and have the remedy and preventives on hand.

"The camps are all located at a minimum isolation distance of 3 miles and have 100 to 140 men. They look like small villages and the speed of construction amazes the local settler.

"I did not visit the Allco Camp at Port Haney, locally known as 'Camp de les Invalides,' but it will be needed for the many cases of hernia, piles, etc., which render many of the relief-camp men unfit for hard manual labour. A few could be used as night-watchmen or fire wardens for camps. At this moment the Camp Engineers are at a loss to know what to do with such cases and will be glad to hear from you.

"Copies of our Sanitary Regulations for Camps and also a special form issued by Committee of Executive Council on Unemployment Relief are posted on bunk-house or office doors.

"Our work in locating and visiting camps was made easier by the courteous co-operation of the District Engineers and Foremen of the camps, and any suggestion, request, or advice for sanitary safety was invited and acted upon immediately.

"I have, etc.,

"(Sgd.) F. DeGrey,
Chief Sanitary Officer."

First-aid supplies and disinfectants are being sent to every camp upon completion or request, and a constant sanitary inspection patrol will be made by local Provincial police and officers from this Department. Up to this time a number of men have suffered by accident, but there has been no outbreak of an infectious nature, nor complaints of any kind from the men.

I have, etc.,

Frank DeGrey,
Chief Sanitary Officer.

COMBINED REPORT OF TRAVELLING MEDICAL HEALTH OFFICER AND INSPECTOR OF HOSPITALS.

PROVINCIAL BOARD OF HEALTH,
VICTORIA, B.C., July 31st, 1931.

H. E. Young, M.D., C.M., LL.D.,
Provincial Health Officer, Victoria, B.C.

SIR,—I have the honour to submit my Eighth Annual Report as Travelling Medical Health Officer and Inspector of Hospitals for the Province.

As in other years, there is always some event of outstanding importance occurring. This year differs only in that there are two such—namely, the visit of about fifty British T.B. Officers to Canada in connection with the British Medical Association, and their meeting with the Canadian Tuberculosis Association for a week-end at Ninette Sanatorium at Ninette, Man., under the chairmanship of our worthy President, Dr. D. A. Stewart. There were no set papers except the presidential address, but round-table discussions on a variety of topics; all of which were very helpful to us and, we hope, to our British confrères. The great regret of the British Columbia delegates was that their itinerary did not include a visit to British Columbia and the other Western Provinces of Saskatchewan and Alberta. As in the case of our trip to Great Britain and the Continent in 1928, this was a scholarship tour, the same being partially financed by the Sun Life Insurance Company of Canada.

The second event of importance was the meeting of the Canadian Tuberculosis Association in British Columbia this year in conjunction with the Canadian Medical Association. This meeting took place at Tranquille Sanatorium on the week-end before the meeting in Vancouver. Dr. A. D. Lapp, Superintendent of Tranquille, acted as host to the delegates, and a very good time was had by all. The number of delegates from the Eastern Provinces was not large, but this was compensated for by the enthusiasm of those attending and by the large attendance from our own Province. Among the latter were several men whose T.B. work is only incidental to their other practice. The presence of the Hon. S. L. Howe and his attendance at all our discussions was much appreciated.

Here the meetings were mostly round-table discussions and were voted much the most interesting and valuable form. Among the many subjects discussed most of Saturday afternoon and part of the following morning was the consideration of Dr. Lapp's suggestion, in report of last year, of dealing with the T.B. situation, and I cannot do better, in summing up the conclusions of this discussion, than to quote the resolution passed at that meeting:—

"Moved, seconded, and *Resolved*, That the Canadian Tuberculosis Association, assembled in annual convention at Tranquille, B.C., having had reports from all Provinces of Canada, and having discussed from all angles the various present-day phases of the campaign against tuberculosis, wish to place before the people of Canada the following unanimous conclusions:—

"In almost every part of Canada beds for the treatment and isolation of tuberculous people are far too few. Waiting-lists for the admission of tuberculous patients are larger than ever before in the history of Canada, and the tuberculosis death-rate increased during 1930.

"This Association unanimously reaffirms its firm belief in the absolute basal necessity in the campaign against tuberculosis of ample sanatorium and hospital beds for the treatment and isolation of patients.

"Any means, such as clinics, for the finding of cases makes the need of beds not less, but greater.

"In some parts of the country the need is so very great that Provincial Governments are urged to find means for the increase of beds immediately.

"We are strongly of the opinion that in all general hospitals all kinds of patients on admission should have an examination of sputum for tubercle bacilli as much a routine as examination of the urine, and that, if possible, a single X-ray chest-plate should be made of all patients admitted.

"These measures we consider necessary because tuberculosis is not infrequently an uncomplained-of, unrecognized, and undiagnosed background to more active disease, and as such is a dangerous source of infection, especially to young pupil nurses.

"We further recommend the routine examination of pupil nurses at the beginning of their training in general hospitals, and as necessary during their training, the examination to include tuberculin tests and stereo X-ray plates.

"This routine might very well be applied to medical internes also.

"The portion of the motion referring to undergraduate nurses in general hospitals was adopted as a result of reports received of clinical examinations revealing a much higher incidence of tuberculosis developing in these nurses than in nurses of a similar age and nursing experience serving in tuberculosis sanatoria."

CLINICAL WORK.

Our clinical work has been carried on as in the last few years, practically all being done in the various hospitals, with occasional visits to private homes to examine patients in consultation with doctors, on account of inability of patients to come to hospital. We are thus able to make use of hospital X-ray developing outfits in developing films taken with our portable X-ray plant. This enables us to complete our examinations at end of each clinic and discuss the entire case, both clinical and X-ray findings, with doctors interested before leaving town. This is much appreciated by the doctors, as often the printed report does not follow for some days afterwards. It has the added advantage that it makes possible the leaving of X-ray films at the hospital, so they are available to the doctors between clinics and are there for comparison if necessary at following clinic.

As in every year since this clinic was established, we again have pleasure in reporting a substantial increase in the number of cases examined. This has largely been contributed to, however, by the hearty co-operation of local Medical Health Officers, Public Health Nurses, and the medical fraternity as a whole, together with the enthusiastic assistance of the Travelling Nurse provided from the Christmas-seal sale funds, upon whom a great deal of the extra work and detail falls.

Part of the increase this year has been due to continuance of clinics started last year in New Westminster and the extension of our territory to North Vancouver at the request of the public-health unit recently established there. We have on file a letter of appreciation of this work from the North Vancouver Medical Association.

There is a point, however, beyond which increased numbers will not be possible with the present staff, as to accomplish what has been done this year often required late hours and the continuing of clinics over week-ends.

The only clinics held at definite stated intervals are those in Victoria. These are held on the week of the first Monday of every alternate month. By arranging the work considerably in advance it has been possible to keep these appointments, and at the same time to cover the Province very thoroughly, the larger centres at least twice, and some of those nearer the Coast three or four times.

The total number of examinations made during the year was 2,323. Of these, 1,629 were new cases and 694 re-examinations.

The 694 cases returning for re-examination may be classified as follows: Pulmonary and hylar tuberculosis, 280; T.B. bones, 3; suspects, 92; 156 as various non-tuberculous findings (the most important of which are pleurisy, mixed infection, bronchitis, bronchial asthma, bronchiectasis, pneumonia, mediastinitis, empyema, silicosis, anthracosis, cervical adenitis, lung abscess, etc.); and 163 as negative. Many negative cases were contacts returning for check-over.

The 1,629 new cases may be classed as follows: 247 as positively tuberculosis, of which 207 were pulmonary tuberculosis and 40 non-pulmonary tuberculosis; 137 as suspects; 444 as other chest conditions; 8 non-tuberculous bone conditions; 155 other diagnosis; and 638 negative findings.

Of the above 1,629 cases, 250 were examined on account of contact only with open cases of tuberculosis. Of these 250 cases, 20 were classed as positively tuberculosis, of which 13 were pulmonary tuberculosis and 7 non-pulmonary tuberculosis; 40 as suspects; bronchitis, 10; bronchial asthma, 2; pleurisy, 2; mediastinitis, 3; cervical adenitis, 5; mixed infection, 3; other diagnosis, 9; and negative findings, 156. The proportion of definite cases of tuberculosis is about as last year, a total of 20 in 250 cases.

Classifying the new positive T.B. cases (pulmonary and hylus T.B. only) according to nationality, making 222 in all, gives us the following: Born in British Columbia, 70, of whom 27 were Indians; other Canadian Provinces, 39; British Isles, 49; other European countries, 43; United States of America, 9; Japan, 3; China, 2; Hindu, 1; Newfoundland, 1; and doubtful, 6.

Of the 222 positive cases of T.B. diagnosis, 19, or 9 per cent., had resided in British Columbia less than three years. The origin of these is as follows:—

Under 1 year—		
Other Canadian Provinces	5	
British	....	
Foreign	5	
	—	10
From 1 to 2 years—		
Other Canadian Provinces	3	
British	1	
Foreign	3	
	—	7
From 2 to 3 years—		
Other Canadian Provinces	1	
British	1	
Foreign	....	
	—	2
Total		19

NURSING AND X-RAY SERVICE.

As with the total number of patients, so the total number of X-ray films is markedly increased, the total this year being 1,738. This represents a considerable expense, an amount that is provided out of Christmas-seal sale funds, but we are convinced of its very great value, both as an aid in diagnosis, especially in children, and as an attraction of the people to the clinic. This work is done by Miss J. B. Peters, Travelling Nurse. We have had reason to refer a number of these films to the different X-ray authorities in Vancouver and throughout the Province and they have been very favourably commented upon. Since the services of the nurse have been available, it has been possible, with the aid of a portable typewriter, to make reports more complete than formerly, also our filing system has been brought up to date.

COMPARATIVE REPORT.

	1928–29.	1929–30.	1930–31.
Total examinations	991	1,779	2,323
Re-examinations	290	557	694
New cases	701	1,222	1,629
Positive T.B. (new)	117	186	222
T.B. other organs	10	34	25
Suspects	95	137	137
Non-tuberculous	479	863	1,245

The number of clinics held during the year was 63, as compared with 83 in 1929–30. This is accounted for principally in two ways—the increase in number of cases at clinics requires a longer time for each clinic, and, secondly, the trip up the Coast this last summer did not take place until August, which brings these clinics into next year's report.

As in former years, in our classification of diseases of cases examined, there is a large number classed as "suspects," and for the same reason as formerly. Suspects are kept under observation and are returned at intervals for re-examination. As stated last year, "we suspect a great many of them are not T.B. cases." Pleurisies are also followed up very definitely for a time, and it is my intention in the coming year to make a special effort to check up on all pleurisy cases that have been through the clinic for last eight years.

A total of 444 non-tuberculous chest conditions amongst our new cases (over 25 per cent. of such cases) shows the determination of the medical men that no cases will escape the proper diagnosis for lack of examination.

One event in the development of our work in Victoria deserves special mention, and that is the installation of a complete developing outfit for X-ray films in the Spencer Clinic at the Jubilee Hospital. The work had increased to such an extent that even the developing of our films in the X-ray department of the hospital—we had for some time been taking our own films—was very disturbing to the work there. I reported conditions to Mr. William Spencer and advised him as to what would be necessary to make conditions satisfactory. The result was that a developing plant complete, at a cost in excess of $500, was installed, the entire cost being paid by David Spencer, Ltd.

I would like here to publicly acknowledge this very generous gift and our due appreciation of same.

Another improvement in the work in Victoria was the appointment of a Public Health (V.O.N.) Nurse to do T.B. work only. She has actively co-operated with the clinic and is doing valuable work. This is financed from Christmas-seal sale funds.

A very interesting piece of work was done by your Travelling Clinic when we were kindly loaned to the Indian Department to make a complete survey of one of the Indian schools and reserves in the Interior of the Province, a report of which is on file.

As a result of this survey an experiment is being tried in this school of segregating infected children, not the active cases, from the balance of the children, giving them special care under nurse's supervision, instead of returning them immediately on diagnosis to their homes to ultimately die in most cases. The latter eventuality was likely to be preceded by extension of infection in the family concerned. We are checking up these infected cases at each clinic in this community, that is twice a year, for the Indian Department.

There is still a great lack of bed accommodation for tuberculous cases, both at Tranquille and in Vancouver. There is always a long waiting-list at the Sanatorium and many of the cases diagnosed in the early stages become moderately advanced before admission. However, this latter is scarcely necessary if we can get patients to understand that cure can be taken at any place or in any climate, provided rest is possible of attainment. In the latter case, however, they lose one important part of sanatorium treatment that is very important, and that is the education of the patient in taking care of him or herself and also in prevention of spread of infection to others.

As stated previously, in quoting from resolution of Canadian Tuberculosis Association, the more clinics, the more beds required.

Our death-rate, the serious increase in which a few years ago we hoped was only temporary, still remains high, but some slight decrease each year from our peak year, 1928, of 108 per 100,000.

While these are difficult times and new expenditures can probably not be undertaken, I believe we should keep ever in mind the necessity for increased diagnostic and educational facilities in form of travelling clinics, as preventive measures that will ultimately return good dividends; also an increase in bed accommodation for the active cases as a curative measure, but, of much greater importance, the segregation of the open active cases in the early and also late stages and thus prevent infection.

THE EDUCATIONAL PART OF THE WORK.

As in last report, this part of my duties has been of necessity neglected, due to the great increase in the clinical amount of work which presented itself.

Addresses were given to one class of high-school pupils; one Rotary Club; one Women's Institute; one Public Health Nursing class at the University of B.C.; and ten lectures to classes of nurses-in-training. This latter included two lectures to the undergraduate nurses who are taking special courses at Tranquille Sanatorium.

HOSPITAL INSPECTION.

What has been said with regard to the educational side of the work may also be said in regard to hospital inspection. Lack of time prohibits more thorough inspection of hospitals.

However, as regards public hospitals, I have made a formal inspection of twenty-five, including a very full and thorough inspection and investigation into the affairs at the Mission Memorial Hospital, Mission City. I also inspected the Boys' Industrial School at Essondale, and we carried out a clinic there at which every student in the school was thoroughly examined, both physically and X-ray examination.

Four meetings were held with full Hospital Boards, two with finance committees, and forty-two more or less extensive interviews were held with committees of Hospital Boards or presidents or other officers. Three interviews with members of Municipal Councils were held *re* payment of Tranquille accounts. Several interviews with members of Workmen's Compensation *re* various matters, especially mothers' pension cases, were also held.

Two new licences were issued for private hospitals and thirty-nine renewals, making in all forty-one registered at the present time. Thirty-two of these were officially inspected during the year, and some more than once. Seven private hospital licences were refused, or did not make formal application after discussing the matter with the Inspector.

No questions of sufficient importance for a formal meeting of the Board of Arbitration were submitted, but some informal discussions took place between the Inspector of Municipalities and myself.

Once again I would like to express to you my keen appreciation of your cordial co-operation and helpful assistance at all times in this particular line of health-work; also for much timely advice in connection with hospital-work. I would also like to express my sincere thanks to the doctors and nurses, and especially to nursing and clinical staffs of the many hospitals in which clinics were held, for their ever-ready and willing co-operation. I would like to make special mention of Dr. Miller, of the Royal Columbian Hospital, New Westminster, who is in a different position from the other X-ray outfits, in that it is owned by him, but he is always ready, at great inconvenience to himself, to give us full opportunity for the use of his developing plant and other equipment.

I have, etc.,

A. S. Lamb, M.D.,
Travelling Medical Health Officer and Hospital Inspector.

REPORT OF EPIDEMIOLOGIST.

Provincial Board of Health,
Victoria, B.C., November 13th, 1931.

H. E. Young, M.D., C.M., LL.D.,
Provincial Health Officer, Victoria, B.C.

Sir,—I have the honour to submit herewith a report of the epidemiological work for the year ended June, 1931.

Owing to the unfortunate absence through illness of Dr. A. R. Chisholm, Provincial Epidemiologist, there has been little or no new work carried on through this Department. Other members of the staff, however, have continued the systems already inaugurated, and fortunately for the Province and the Provincial Health Department there have been no serious outbreaks of communicable diseases during the year, so that the staff of the Department has been able to cope with what did occur.

The system of reporting communicable diseases by weekly cards from the physicians has continued to work satisfactorily, except that there has been a slight falling-off in the percentage of those returning the cards each week. Whereas there were approximately 90 per cent. report-

ing regularly during 1929–30, only 86.6 per cent. gave regular returns during the ensuing twelve months. For the most part, however, the physicians have been most ready to co-operate in providing the Board of Health with figures from which accurate and useful data regarding disease incidence may be compiled.

The graphs and tables which follow have been used to indicate clearly and concisely the seasonal and other variations in the incidence and mortality of infectious diseases during the twelve-month period. Through the co-operation of the Department of Vital Statistics, the fatalities from the various infectious diseases for the corresponding months have been obtained and the fatality rates recorded. It should be mentioned here that any figures given in this report for deaths from infectious diseases during 1930–31 are accurate as far as could be ascertained at present, but are based on preliminary reports only and will be subject to revision when final reports are issued through the Department of Vital Statistics.

Figures for venereal diseases have not been included among those given for communicable diseases.

MORBIDITY AND MORTALITY.

For the year 1930–31 the infectious diseases reported to this Department and the deaths from infectious diseases, together with the morbidity and mortality rates per 100,000 population, are shown in the following table:—

TOTAL CASES AND DEATHS FROM INFECTIOUS DISEASES IN BRITISH COLUMBIA FOR 1929–30 AND 1930–31, WITH MORBIDITY AND MORTALITY RATE PER 100,000 POPULATION.

Diseases.	Cases.		Deaths.		Rate per 100,000 Population.			
					Morbidity.		Mortality.	
	1929–30.	1930–31.	1929–30.	1930–31.	1929–30.	1930–31.	1929–30.	1930–31.
Cerebrospinal meningitis	21	23	10	12	3.55	3.85	1.69	2.01
Chicken-pox	2,214	2,854	.....	1	374.62	478.06	0.00	0.17
Conjunctivitis	351	46	.....	.....	59.39	7.71	0.00	0.00
Diphtheria	667	286	24	15	112.86	47.90	4.06	2.51
Dysentery (all forms)	57	59	2	6	9.64	9.88	0.34	1.01
Encephalitis	2	2	4	3	0.34	0.34	0.67	0.50
Erysipelas	140	162	7	11	23.69	27.14	1.18	1.84
German measles	181	46	.....	.....	30.63	7.71	0.00	0.00
Influenza	1,224	1,698	88	171	207.11	284.42	14.89	28.64
Leprosy	.....	.....	.....	1	0.00	0.00	0.00	0.17
Malaria	2	1	.....	.....	0.34	0.17	0.00	0.00
Measles	2,142	332	51	1	362.44	55.61	8.63	0.17
Mumps	1,688	1,091	.....	.....	285.62	182.75	0.00	0.00
Paratyphoid fever	11	8	1	.....	1.86	1.34	0.17	0.00
Pneumonia (all forms)	.....	362	226	264	.....	60.64	38.24	44.22
Poliomyelitis	42	37	6	8	7.11	6.20	1.02	1.34
Puerperal septicæmia	2	2	.....	7	0.34	0.34	.....	1.17
Scarlet fever	616	795	8	5	104.23	133.17	1.35	0.84
Septic sore throat	191	138	11	.....	32.32	23.12	1.86	0.00
Smallpox	157	37	.....	.....	26.57	6.20	0.00	0.00
Tetanus	1	.....	1	.....	0.17	0.00	0.17	0.00
Trachoma	10	2	.....	.....	1.69	0.34	0.00	0.00
Tuberculosis	384	587	618	614	64.97	98.32	104.57	102.85
Typhoid fever	70	146	10	19	11.84	24.46	1.69	3.18
Undulant fever	3	2	.....	.....	0.51	0.34	0.00	0.00
Whooping-cough	1,701	2,008	14	41	287.82	336.35	2.37	6.87
Totals	11,877	10,724	1,047	1,179	.....	.....	.....	.....

Estimated population of British Columbia: 1929, 591,000; 1930, 597,000.

In working out the rates for the preceding table, also other rates throughout this report, the estimated population figures of 591,000 for 1929–30 and 597,000 for 1930–31 were used.

Graphs A and B illustrate the monthly incidence of some of the more common infectious diseases. In the case of whooping-cough, chicken-pox, diphtheria, scarlet fever, and mumps, the greater number of cases occurred during the winter months, mumps maintaining its height until May, then dropping sharply. Measles shows a gradual decline from a peak of the previous year, when 2,142 cases occurred, as compared with 332 this year.

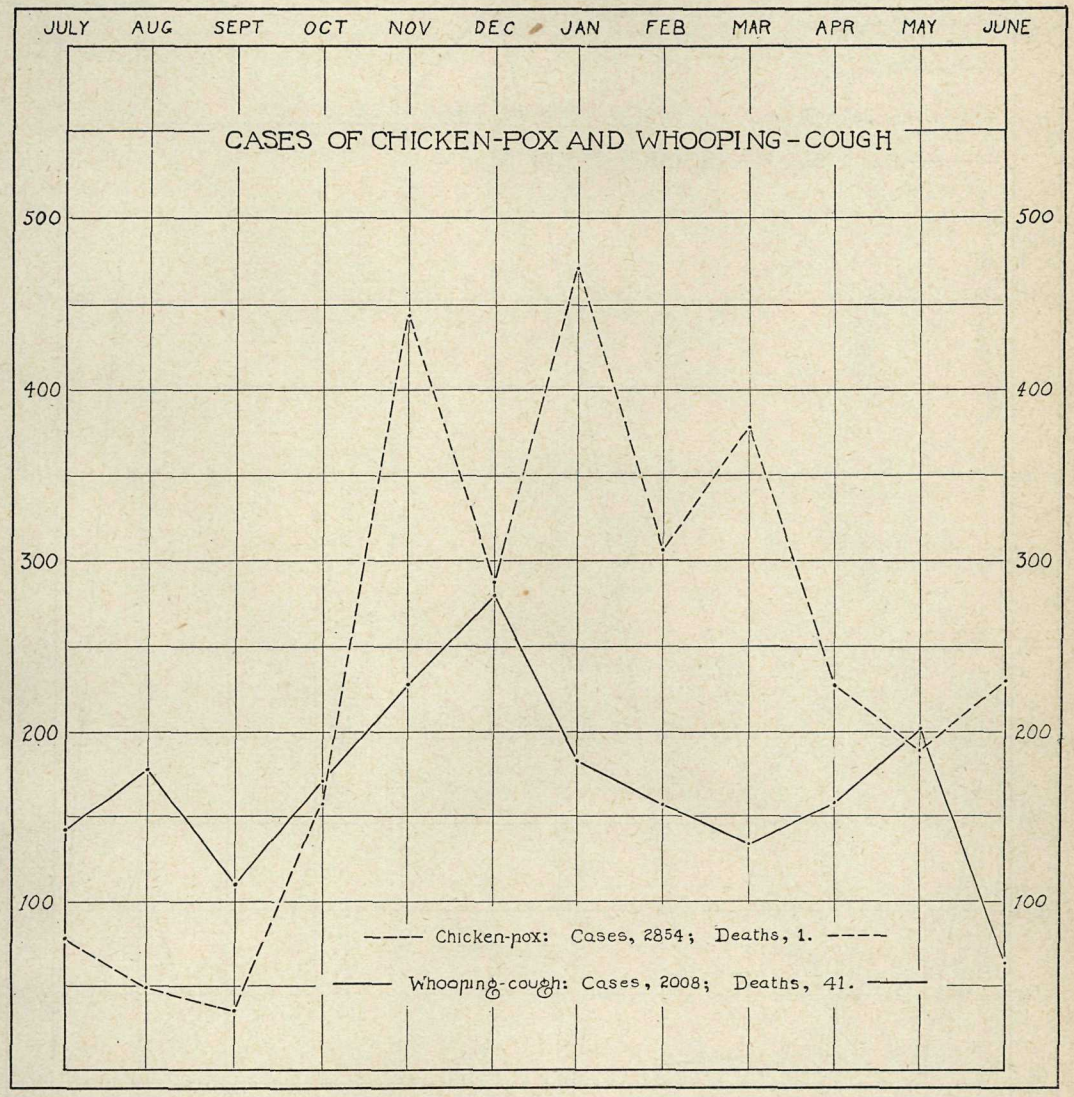

GRAPH A.

It is interesting to note that the three diseases, mumps, chicken-pox, and whooping-cough, provided 5,953 of our total of 10,724 cases of infectious diseases reported. In other words, more than 50 per cent. of all cases were from these three diseases, which, along with measles and rubella, have a tendency to assume epidemic proportions every few years in spite of all ordinary precautions.

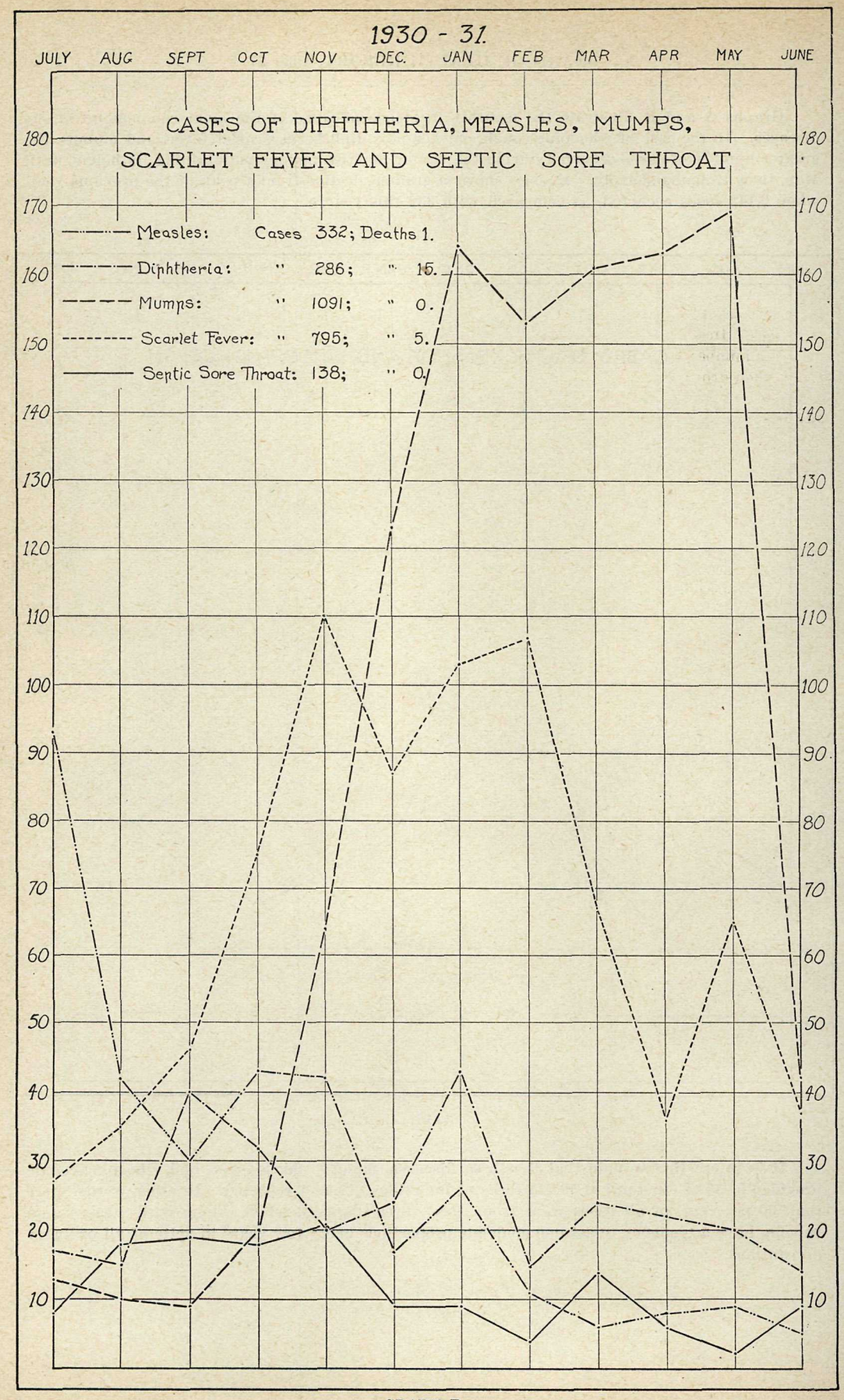
1930 - 31.
JULY
AUG
SEPT
OCT
NOV
DEC.
JAN
FEB
MAR
APR
MAY
JUNE
CASES OF DIPHTHERIA, MEASLES, MUMPS,
SCARLET FEVER AND SEPTIC SORE THROAT
Measles: Cases 332; Deaths 1.
Diphtheria: " 286; " 15.
Mumps: " 1091; " 0.
Scarlet Fever: " 795; " 5.
Septic Sore Throat: 138; " 0.
180
170
160
150
140
130
120
110
100
90
80
70
60
50
40
30
20
10

GRAPH B.

The table following and Graphs C and D give the monthly incidence, also total cases and deaths, by months, from the various infectious diseases.

In both this and the preceding table the figures given for influenza, pneumonia, septic throat, and conjunctivitis cases do not include cases from the two largest cities of the Province—namely, Vancouver and Victoria—as no figures have been available regarding these diseases from the above cities. The figures for dysentery cases are also incomplete as they do not include those from Vancouver. *It is to be hoped that we shall have accurate and uniform reports regarding* the occurrence of all infectious diseases from the whole Province within the near future.

CASES OF INFECTIOUS DISEASES AS REPORTED BY MONTHS FOR THE PROVINCE OF BRITISH COLUMBIA, ALSO TOTAL DEATHS FROM EACH DISEASE, YEAR 1930–31 (INDIANS INCLUDED).

Diseases.	Cases.													Total Deaths.
	July.	Aug.	Sept.	Oct.	Nov.	Dec.	Jan.	Feb.	March.	April.	May.	June.	Total Cases.	
Cerebrospinal meningitis	2	1	3	5	1	1	4	3	2	1	.....	1	23	12
Chicken-pox	78	49	35	159	444	287	471	306	378	228	189	230	2854	1
Conjunctivitis	3	2	4	3	5	2	.....	1	20	2	3	1	46	.....
Diphtheria	17	15	40	32	20	24	43	15	24	22	20	14	286	15
Dysentery (unclassified)	1	1	17	10	.....	4	.....	3	1	.....	.....	.....	37	5
Dysentery (amœbic)	.....	1	2	10	.....	2	.....	.....	.....	.....	.....	.....	15	.....
Dysentery (bacillary)	.....	.....	7	.....	.....	.....	.....	.....	.....	.....	.....	.....	7	1
Encephalitis	.....	.....	.....	.....	1	.....	.....	.....	1	.....	.....	.....	2	3
Erysipelas	16	16	9	9	12	13	19	10	13	18	19	8	162	11
German measles	4	4	1	3	6	1	2	5	6	5	4	5	46	.....
Influenza	46	24	35	34	41	21	155	718	398	155	61	10	1698	171
Leprosy	.....	.....	.....	.....	.....	.....	.....	.....	.....	.....	.....	.....	.....	1
Malaria	.....	.....	.....	.....	.....	.....	.....	1	.....	.....	.....	.....	1	.....
Measles	93	42	30	43	42	17	26	11	6	8	9	5	332	1
Mumps	13	10	9	20	64	123	164	153	161	163	169	42	1091	.....
Paratyphoid fever	1	2	.....	2	.....	.....	.....	.....	.....	.....	.....	3	8	.....
Pneumonia (unclassified)	.....	.....	3	1	11	11	18	8	9	9	4	6	80	85
Pneumonia (lobar)	11	11	7	9	24	19	22	17	19	2	7	6	154	102
Pneumonia (broncho)	3	5	5	9	13	10	29	15	13	12	12	2	128	77
Poliomyelitis	.....	3	6	13	5	1	1	.....	.....	2	.....	6	37	8
Puerperal septicæmia	1	.....	.....	.....	.....	.....	.....	.....	.....	.....	.....	1	2	7
Scarlet fever	27	35	46	75	110	87	103	107	67	36	65	37	795	5
Septic sore throat	8	18	19	18	21	9	9	4	14	6	2	9	138	.....
Smallpox	5	6	3	1	3	6	3	10	.....	.....	.....	.....	37	.....
Trachoma	.....	.....	.....	.....	1	.....	.....	.....	.....	1	.....	.....	2	.....
Tuberculosis	29	53	28	29	49	21	28	36	51	89	111	63	587	614
Typhoid fever	4	16	11	46	19	22	7	8	3	2	5	3	146	19
Undulant fever	.....	.....	.....	.....	1	.....	.....	.....	.....	.....	.....	1	2	.....
Whooping-cough	142	178	110	171	228	280	183	158	134	158	202	64	2008	41
Totals	504	492	430	702	1121	961	1287	1589	1320	919	882	517	10,724	1,179

TUBERCULOSIS.

It is quite evident that tuberculosis continues to be one of our major public-health problems, even though the deaths from this disease show a very slight decrease from the total of the previous year. The revised figures for the year 1929–30 show 618 deaths from all forms of tuberculosis, while the preliminary figures for 1930–31 show 614. The mortality rates per 100,000 population also shows a slight decrease, being 104.57 and 102.85 respectively.

Graph E shows the reported cases and deaths. The large increase in cases does not necessarily mean an actual increase in tuberculosis over the previous year, but rather an improvement in reporting. It will be noted, however, that the number of deaths still exceed the number of cases reported. Of the 614 deaths, 157 or 25 per cent. of the total were among the Indians, who represent only about 4 per cent. of the total population.

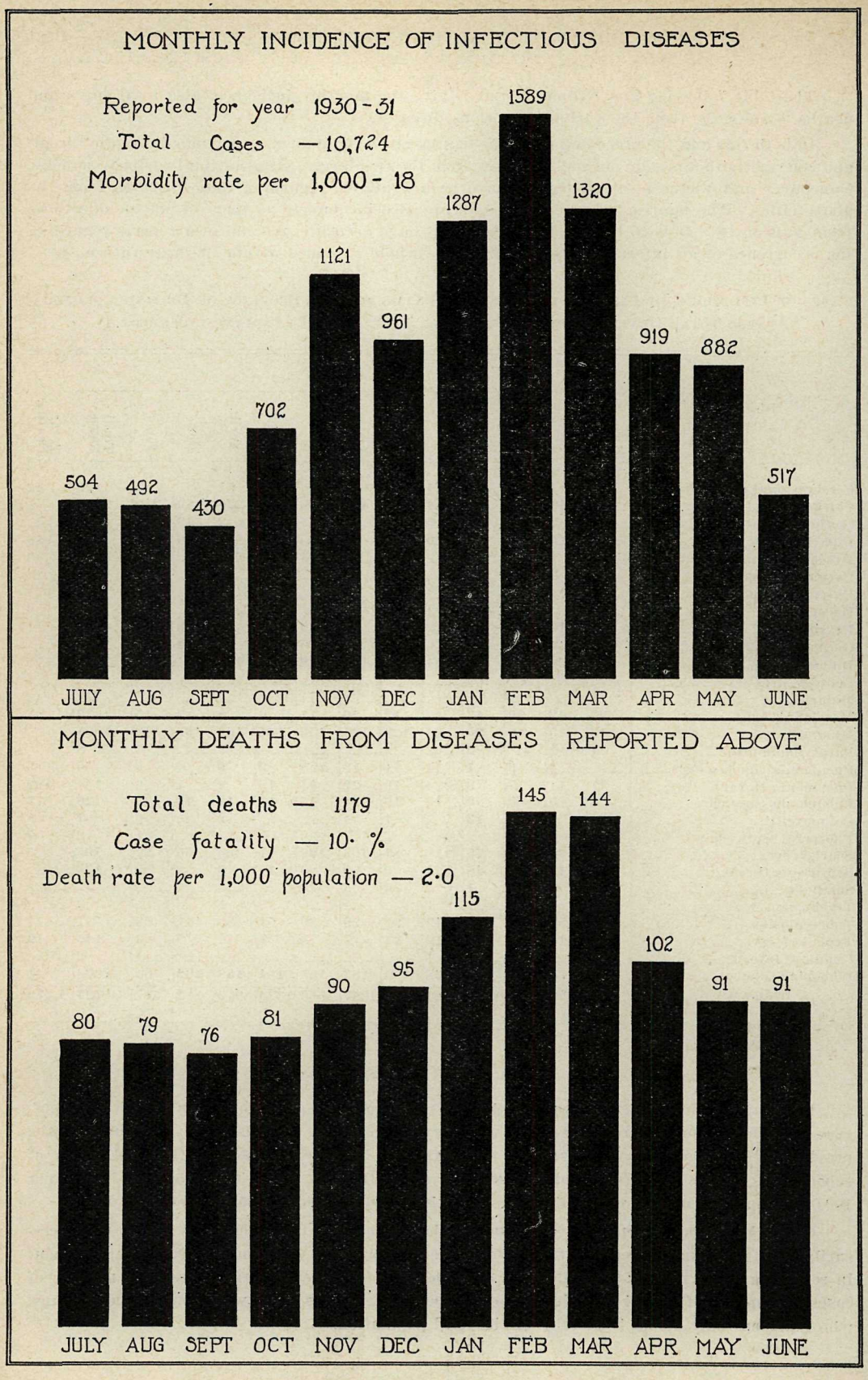

GRAPHS C AND D.

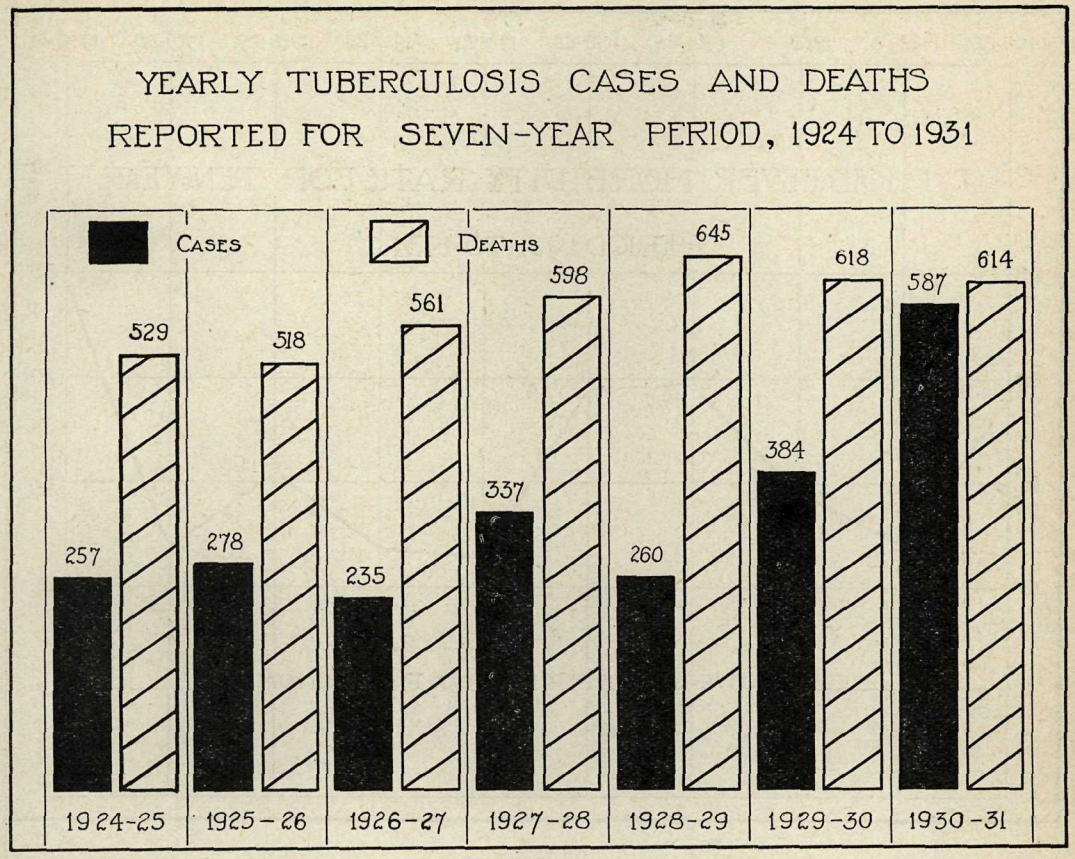

GRAPH E.

TYPHOID FEVER.

Typhoid fever, as shown by Graph F, showed a considerable increase, more than doubling the number of cases reported during the previous year. In 1929–30 there were 70 cases and in 1930–31 this increased to 146 cases, the rate per 100,000 population increasing from 11.8 to 24.5. Investigation showed that at least one large group of cases was due to a dairyman handling and distributing raw milk while suffering from the disease.

With the increase in the number of cases we must also expect an increase in the number of typhoid carriers, since it is estimated that from 1 to 2 per cent. of all cases become carriers. These then constitute a menace to the public, and this menace becomes greater in those districts in which raw milk is being distributed or where open privies are in existence.

DISEASE INCIDENCE BY RACE AND AGE.

Analysis of the reported cases of infectious diseases according to race and age groups for the year 1930–31 shows that of the total cases reported the greatest number occurred in Group C; i.e., in those from 6 to 16 years of age. But the group 6 to 16 years covers eleven years of life, whereas Group B covers only four years and Group A two years. Groups A and B together, then, had almost as many cases in proportion as Group C; or, in other words, Groups A and B, if translated into an eleven-year group, would have produced 3,652 cases, as against 3,887 for Group C. This shows the importance of control measures, such as immunization methods where possible, being carried on amongst the children of pre-school age.

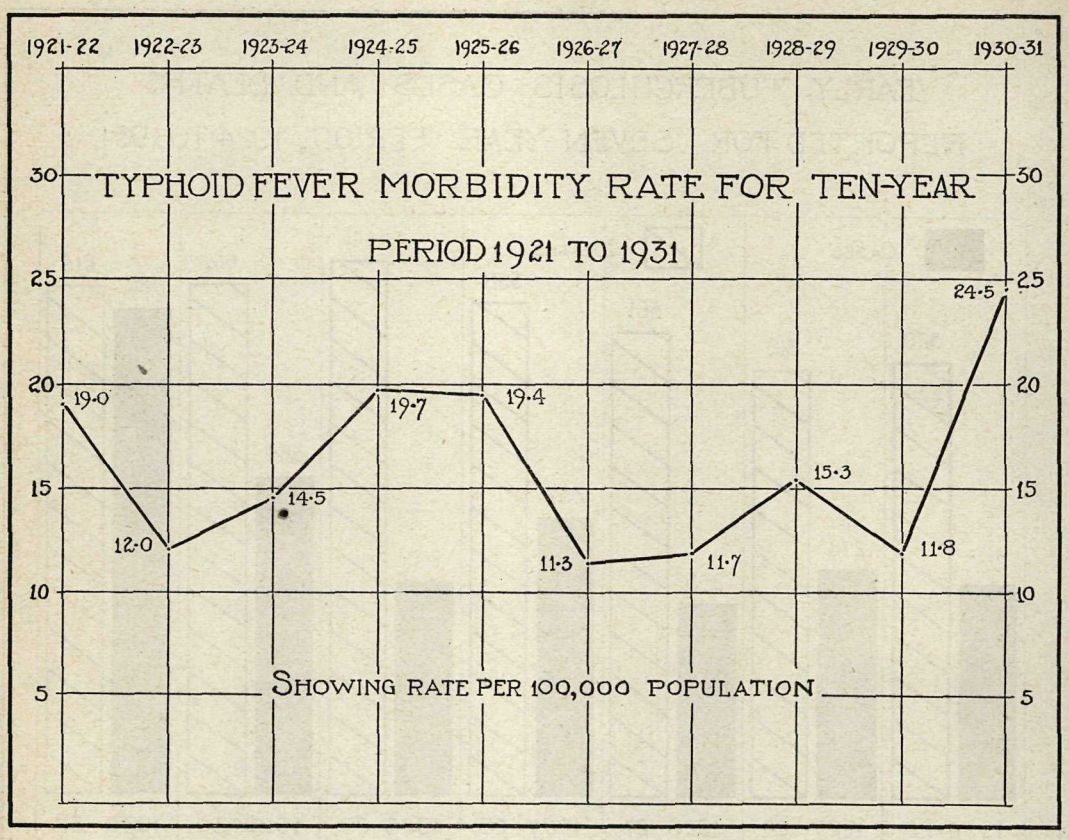

GRAPH F.

It will be noticed that a large number of cases have been reported in which age and race have been unstated. It is expected that as physicians become more familiar with the system of reporting there will be few cases in which the required details will not be given.

There are more cases of infectious diseases reported amongst the Indians in proportion to the population than amongst either whites or Orientals. Whether this may be explained by a greater accuracy in reporting cases of infection amongst the Indians, or whether there is actually a greater incidence of such diseases, we have been unable to ascertain, but are inclined to think that the former is the case.

The table which follows gives in detail the information obtained regarding racial and age groups of cases of the various infectious diseases reported:—

INFECTIOUS DISEASES AS REPORTED BY RACE AND AGE GROUPS FOR THE PROVINCE OF BRITISH COLUMBIA, YEAR 1930–31.

Diseases.	Age Groups.					Total.	Race.				
	A.	B.	C.	D.	Un-stated.		White.	Oriental.	Negro.	Indian.	Un-stated.
Cerebrospinal meningitis	3	3	7	8	2	23	17	.....	.....	.....	6
Chicken-pox	59	420	1,683	103	589	2,854	2,395	22	.....	90	347
Conjunctivitis	5	3	22	14	2	46	42	.....	.....	4	.....
Diphtheria	5	35	110	54	82	286	261	6	.....	3	16
Dysentery (unclassified)	4	8	11	2	12	37	29	.....	.....	6	2
Dysentery (amœbic)	.....	.....	.....	.....	15	15	13	1	.....	.....	1
Dysentery (bacillary)	4	2	.....	1	.....	7	7	.....	.....	.....	.....
Encephalitis	.....	.....	.....	2	.....	2	1	.....	.....	1	.....
Erysipelas	9	2	10	115	26	162	79	5	.....	7	71
German measles	7	17	17	4	1	46	42	1	.....	.....	3
Influenza	22	112	221	606	737	1,698	874	104	.....	270	450
Malaria	.....	.....	.....	1	.....	1	1	.....	.....	.....	.....
Measles	40	120	111	25	36	332	289	3	.....	2	38
Mumps	9	27	559	54	442	1,091	180	7	.....	71	833
Paratyphoid fever	.....	.....	3	4	1	8	6	.....	1	1	.....
Pneumonia (unclassified)	.....	11	10	47	12	80	59	1	.....	8	12
Pneumonia (lobar)	18	13	23	100	.....	154	125	4	.....	25	.....
Pneumonia (broncho)	24	20	26	55	3	128	93	4	.....	31	.....
Poliomyelitis	.....	7	8	3	19	37	10	.....	.....	2	25
Puerperal septicæmia	.....	.....	.....	2	.....	2	2	.....	.....	.....	.....
Scarlet fever	10	118	377	127	163	795	522	15	.....	5	253
Septic sore throat	3	6	33	78	18	138	122	1	.....	12	3
Smallpox	.....	9	14	11	3	37	35	.....	.....	.....	2
Trachoma	.....	.....	.....	2	.....	2	1	.....	.....	1	.....
Tuberculosis	4	12	53	410	108	587	118	4	.....	78	387
Typhoid fever	1	10	29	67	39	146	90	4	.....	12	40
Undulant fever	.....	.....	1	1	.....	2	2	.....	.....	.....	.....
Whooping-cough	134	676	559	12	627	2,008	1,716	11	.....	106	175
Totals	361	1,631	3,887	1,908	2,937	10,724	7,131	193	1	735	2,664

A=(0–1 year)—Infant. B=(2–5 years)—Pre-school. C=(6–16 years)—School. D=(17 and over)—Adult.

GOITRE.

The goitre survey has been continued with a view to obtaining accurate statistics over a period of years as to the incidence and geographical distribution of goitre amongst the school-children of the Province.

The report of the Medical Inspector of Schools for the year 1929–30 shows that out of 99,531 children examined, 4,955, or 5 per cent., were reported as having goitre. This is slightly lower than the rates of 6.6 per cent. reported in 1928 and 6.7 per cent. in 1929. The Vital Statistics Registration Districts Nos. 4 and 5 show, as formerly, the highest rate of goitre incidence. District No. 4, which is roughly the Okanagan-Kamloops area, showed a rate of 11.5 per cent., and District No. 5, which is roughly the Kootenay-Revelstoke area, showed a rate of 11 per cent. The incidence of goitre in the sea-coast areas is considerably lower in comparison, being only 3.2 per cent. for District No. 1, which is mainly Vancouver Island, and 2.2 per cent. for District No. 2, which represents Vancouver City and surrounding district.

GEOGRAPHICAL DISTRIBUTION OF INFECTIOUS DISEASES.

The table on the next page shows the geographical distribution of the various infectious diseases occurring within the Province during the year ended June, 1931.

I have, etc.,

A. M. MENZIES, M.D., D.P.H.,
Acting Epidemiologist, Provincial Board of Health.

TABLE SHOWING RETURN OF CASES OF NOTIFIABLE DISEASES IN THE PROVINCE, JULY, 1930, TO JUNE, 1931.

	Cerebrospinal Meningitis.	Chicken-pox.	Conjunctivitis.	Diphtheria.	Dysentery (Unclassified).	Dysentery (Amœbic).	Dysentery (Bacillary).	Encephalitis.	Erysipelas.	German Measles.	Influenza.	Malaria.	Measles.	Mumps.	Paratyphoid Fever.	Pneumonia (Unclassified).	Pneumonia (Lobar).	Pneumonia (Broncho).	Poliomyelitis.	Puerperal Septicæmia.	Scarlet Fever.	Septic Sore Throat.	Smallpox.	Tetanus.	Trachoma.	Tuberculosis.	Typhoid Fever.	Undulant Fever.	Whooping-cough.	Total.
Abbotsford and District		11									18			20													1		6	56
Agassiz and District		2	1										1													1			131	136
Alberni and District		1			1						4		1				3	8			3	3				3			32	59
Alert Bay and District		5						1	1		28			2				2	1							7			12	59
Alexis Creek and District					1						4							3											29	37
Anyox and District		94							1		20											3	1							119
Armstrong and District		18		3	14				2		4		1	1		1	1	1			17	18				9	2		39	131
Ashcroft and District				5							7					1	2	5								2			6	28
Atlin and District																	2					2				5			13	22
Baynes Lake and District														1			3	1											9	14
Bella Bella and District		31							4		59						6									2				102
Bella Coola and District	1										8			26			6	1				9				5			41	97
Blakeburn and District	1		3								5						1	1				2								13
Blue River and District										1																				1
Bridge River and District			1																										2	3
Britannia Beach and District		1		1					1	2	12	1	4								1								2	25
Burnaby and District		174		11									7	2							31					4	2		24	255
Burns Lake and District		2								5	1			1			1													10
Campbell River and District		1									60		2	1			1	4								3			13	85
Chase and District			1						1		32					1	1				1					1				38
Chemainus and District		2							1		58						2												1	64
Chilliwack and District		33	18						8	1	31		102			6	17	14			5					3	3		160	401
Clayburn and District		5									18																			23
Cloverdale and District				1													2				4						12		2	21
Coal Creek and District									1												5									6
Cobble Hill and District		43		3																	1					1			42	90
Coquitlam and District		14		1					1				5								2					2				25
Corbin and District													1	1		1	1										1			5
Courtenay and District		45	2						2		40		4	1			3					5				8			32	142
Cranbrook and District		15	1						3	1	8			1			13	1				17			1	6	1		2	70
Creston and District		1															1									2			52	56
Cumberland and District		27							1	1											2	3				1			1	36
Duncan and District		2								2	6			1							10					1			42	64
Edgewood and District		5									3					1			2		1	3				2			25	42
Enderby and District		1		2									1																	4
Esquimalt and District		4		2									1	2																9
Fernie and District		11												1		3			1		23									39
Field and District		3							1				1				1	1												7
Fort St. John and District		67							2								1				9					1			1	81
Fraser Lake and District									1		14							2								2			3	22
Gibsons Landing and District		1								1												1								3
Giscombe and District													1																	1
Golden and District				1							8					1		1	1			1				3			3	19
Grand Forks and District		23							1		9				1		1		1			1				1	2		33	73
Greenwood and District									1		1						2						1						7	12
Hammond and District		1	1	1							42							8			3	4	4						1	65
Hazelton and District		1							1		24		1	25		1						1				3				57
Hedley and District		18															1						4			1				24
Invermere and District		3		5							12						2									1				23

Kamloops and District		1		3	4		7		3	4	110			1		15	5	2			132	1			1	7	4		100	400
Kaslo and District		34											1					1			2									38
Kelowna and District	3	45		1						3			3	1	5	7	1	2			6					1	8	1	2	89
Kimberley and District	1	7								1			1			3	1				3								19	36
Kincolith and District			1								15											1				6				23
Ladner and District		1			6					1	27		1	3		1	1				2	1					4			48
Ladysmith and District	1	1	1	2				1	2				1				3				1					3	2		26	44
Lake Cowichan and District		10																											6	16
Langford and District		4																											4	8
Langley Fort and District																		3				3				1			18	25
Langley Prairie and District		2									8		1	1			6	3			1					1			5	28
Lillooet and District		1									39						5	1				2							15	63
Lytton and District													1	16	1				2			1							9	30
McBride and District			5																											5
Masset and District														1												5				6
Mayne Island and District											42											1							10	53
Merritt and District		1	1		1				1		4						4	4			6					1	12		9	44
Michel and District				2									1								30									33
Mission City and District		24							1		18						4				12	1	4				4		27	95
Nakusp and District		28									2		1					2									1		22	56
Nanaimo and District		79	5		4				6		44			1		2	4	1			14	5				3	2		49	219
Nelson and District		52		6					8					1		5	2	1	3		1	1				1	8		57	146
New Denver and District		1																											3	4
New Westminster and District	4	46		3					10	2	15		13	2		5	13	12			25	4				12	29		12	207
Oak Bay and District	1	28				15				2			5																	51
Ocean Falls and District		1		2							4			131						1						1			6	146
Parksville and District		2							1	1																			2	6
Pender Harbour and District																1	2	2		1										6
Penticton and District	1	12								1											3		10						10	37
Port Alberni and District		1							3		13										1		1						12	31
Port Alice and District		3									16										2						1			22
Port Coquitlam and District		3							2		4																			9
Port Haney and District		24		2							14		1				5	4			27	2	9			3			54	145
Port Moody and District		31									2		8			1	1												5	48
Port Renfrew and District		8																				2								10
Port Simpson and District																		1								3				4
Pouce Coupe and District		4																			14	1							26	45
Powell River and District		1								1	416		2	1		1										3			48	473
Premier and District																		1												1
Prince George and District		8								1	17		1				3	5			1								5	41
Prince Rupert and District		10							2				3	268								1				3			97	384
Princeton and District		6								1				10			1				2		1			1			2	24
Qualicum Beach and District		5									12			1			1				1								7	27
Queen Charlotte City and Dist.									2					6				1											3	12
Revelstoke and District		6		4						2	13		3	4			4				10	1				2	2		20	71
Richmond		16		1					3		2		2	4													1			29
Robson and District		3																												3
Rock Bay and District											11							1								1	1		8	22
Rolla and District																1													4	5
Rossland and District									2				1				1												12	16
Saanich		118		3						1			19	2							7								21	171
Salmon Arm and District		15		1									3			2	1	1			10	2				1	1		20	57
Saltspring Island and District									1		3		2	2			1					2				1			5	17
Shawnigan Lake and District		3									8					1		1			1								10	24
Sidney and District		2			4						10					3	1	2			1					6			9	38
Smithers and District		24	3								46			6				5				13							19	116
Sooke and District		3											1			1													7	12
Steveston and District										1	7		1					1				2							2	14
Carried forward	13	1339	44	66	35	15	7	2	82	35	1458	1	209	548	7	65	144	110	11	2	433	120	35		2	146	104	1	1573	6607

TABLE SHOWING RETURN OF CASES OF NOTIFIABLE DISEASES IN THE PROVINCE, JULY, 1930, TO JUNE, 1931—*Continued.*

	Cerebrospinal Meningitis.	Chicken-pox.	Conjunctivitis.	Diphtheria.	Dysentery (Unclassified).	Dysentery (Amœbic).	Dysentery (Bacillary).	Encephalitis.	Erysipelas.	German Measles.	Influenza.	Malaria.	Measles.	Mumps.	Paratyphoid Fever.	Pneumonia (Unclassified).	Pneumonia (Lobar).	Pneumonia (Broncho).	Poliomyelitis.	Puerperal Septicæmia.	Scarlet Fever.	Septic Sore Throat.	Smallpox.	Tetanus.	Trachoma.	Tuberculosis.	Typhoid Fever.	Undulant Fever.	Whooping-cough.	Total.
Brought forward	13	1339	44	66	35	15	7	2	82	35	1458	1	209	548	7	65	144	110	11	2	433	120	35		2	146	104	1	1573	6607
Stewart and District																1		1				12							2	16
Summerland and District		70							2					1		2	3	5								3			3	89
Telkwa and District		6																												6
Terrace and District		3											10									1								14
Texada Island and District																										1				1
Tofino and District		16							3																	2				21
Trail and District		5		46	2																16					2		1	164	236
Ucluelet and District											2															5				7
Vancouver	6	880		136					70	2			34	525		10			25		253		2			387	40		126	2496
Vancouver, North	1	122		32						4			2	8				5			10	1				3			17	205
Vancouver, West		1							1	3	22						1	2				1							12	43
Vanderhoof and District		17									64			4		2		4											34	125
Vernon and District		2	1						1	1	7		10				2	1			79					2	2		21	129
Victoria	3	393		5					3	1			67	5	1				1		4					35			35	553
West Summerland and District																													1	1
Williams Lake and District			1								6						4					3				1				15
Woodfibre and District				1							131																			132
Yahk and District											8																		20	28
Totals	23	2854	46	286	37	15	7	2	162	46	1698	1	332	1091	8	80	154	128	37	2	795	138	37		2	587	146	2	2008	10,724

REPORT ON MEDICAL INSPECTION OF SCHOOLS.

PROVINCIAL BOARD OF HEALTH,
VICTORIA, B.C., December 1st, 1931.

The Honourable S. L. Howe,
Provincial Secretary, Victoria, B.C.

SIR,—Herewith I beg leave to hand you the Twentieth Annual Report of the Medical Inspection of Schools for the Province of British Columbia.

In connection with this are the reports from three of our full-time health units, and a glance at the figures given in the reports from these specialists would certainly convince any one of the success that we are obtaining in our work.

Our Public Health Nurses have been particularly successful in their contact with the public. We have increased the number by opening new districts, and, what is more pleasing, in the older districts the cry is for an additional nurse in order to cope with the work. The nurses are working full time and their monthly reports to the Department are very pleasing indeed, and I would like, in passing, to mention our great appreciation of the work of our nursing staff. We have been fortunate indeed in securing a class of young lady who is not only enthusiastic, but is thoroughly competent and well grounded in the policies of modern public-health work. To feel that we have such co-operation and to note the reaction of the work on the public, and also the undiminished enthusiasm which the nurses show, is certainly gratifying to us.

We are publishing as usual the detailed information in regard to all of the schools in British Columbia, and, as I mentioned at the beginning of my Report, a separate report will be published next year for the schools and we will then be able to devote more space to a description of the work and give a fuller account of the details. It will form very interesting reading.

SAANICH FULL-TIME HEALTH UNIT.

ROYAL OAK, B.C., October 31st, 1931.

H. E. Young, M.D., C.M., LL.D.,
Provincial Health Officer, Victoria, B.C.

SIR,—Herewith I take pleasure in presenting to you our Fifth Annual Report.

Permit me, too, Sir, to offer you my congratulations on the justification of your policy of *festina lente* in our public-health work, for few realize how difficult it is to correct an error of judgment in our work. Particularly has this policy been justified and successful in Saanich, as the results described and tabulated will show.

In previous reports an account was given of the organization of the full-time unit in Saanich and its subsequent development and the radical widening of its scope of work, and how year by year the results accomplished amply fulfilled the expectations from a full-time health project.

This year the work done by the Health Centre has surpassed all previous levels, as will be seen from the appended tables, and, in addition, the staff has undertaken more work, especially in teaching.

Following out our policy of concentrating our energy on the younger generation, we have carried on with our child-welfare and pre-school dental clinics with great success, with a total attendance to date of 694. Supplementing the clinic-work, our staff has made 2,291 visits to all children of pre-school age not able to attend the clinics on account of distance or difficulty of transportation.

In the schools our work has been carried out on lines previously described, with every child being inspected at regular intervals and medically examined at least once a year, and in many cases two or three times a year for the observation of abnormal conditions.

To date of writing, 439 new defects were discovered, 554 old defects were found improved, and 489 old defects not found improved, giving us a correction of defects of 52.1 per cent., which is higher than last year.

Few realize what work is entailed by seeing that defects are corrected, innumerable visits to enlighten and exhort parents, arrangement of clinics, etc. How the work along these lines has grown may be seen from the appended table:—

Year.	Child-welfare Visits.	Home School Visits.	Children inspected.
1926	1,714	200	1,517
1927	1,360	148	1,649
1928	1,979	1,314	8,164
1929	2,200	3,015	9,022
1930	2,287	2,055	6,876
1931 (10 months)	2,291	2,017	8,138

Again the unremitting attention to the welfare of the school-child and control of infectious disease has resulted in a raised percentage of attendance in the school population, as may be seen in the chart hereto appended.

PERCENTAGE OF ATTENDANCE OF ENROLLED PUPILS, SAANICH SCHOOLS.

School-year.	Sept.	Oct.	Nov.	Dec.	Jan.	Feb.	March.	April.	May.	June.	Average.
											%
1924–25	93.08	89.1	88.1	85.3	84.3	79.7	76.8	74.7	74.02	74.1	81.92
1925–26	94.3	89.7	90.3	88.7	80.2	77.8	76.7	79.4	76.8	75.9	82.98
1926–27	93.3	91.3	87.2	84.2	78.4	79.9	81.7	77.7	79.2	76.9	82.98
1927–28*	93.5	91.6	93.2	89.2	91.2	92.4	92.9	92.8	95.8	92.2	93.48
1928–29*	94.7	93.9	92.5	93.3	88.6	90.5	94.01	93.6	90.8	92.9	92.48
1929–30*	94.7	93.1	92.9	94.1	87.6	88.3	93.0	93.2	93.2	93.8	92.40
1930–31*	95.5	93.3	95.2	95.8	94.6	92.4	92.6	94.4	94.5	91.5	93.98
1931–32*	95.2	96.3	.....	.....	.....	.....	.....	.....	.....	.....	.....

* Full-time health unit in charge.

Last year's school budget was $140,000, and if the attendance were maintained at old levels $21,000 would have been wasted. This sum is $6,000 more than the entire budget for the Health Centre.

Throughout the municipality health and freedom from infectious disease has been remarkable. To date only ninety-one cases of infection have occurred, being mainly chicken-pox.

	July.	Aug.	Sept.	Oct.	Nov.	Dec.	Jan.	Feb.	March.	April.	May.	June.	Total.
Chicken-pox	1	....	10	14	18	21	19	1	8	22	5	2	121
Whooping-cough	9	....	2	....	....	....	....	2	2	7	....	....	22
Diphtheria	....	....	....	1	....	1	....	1	....	....	....	....	3
Scarlet fever	....	....	....	1	....	1	1	2	3	....	....	....	8
Mumps	....	....	....	....	....	....	....	....	....	....	2	....	2
Measles	....	....	....	....	....	....	1	....	1	....	....	1	3
German measles	1	....	....	....	....	....	....	....	....	....	....	3	4
Totals	11	....	12	16	18	23	21	6	14	29	7	6	163

The drop in illness is well shown by the number of nursing visits made by the staff:—

1926	2,803
1927	2,966
1928	2,355
1929	1,853
1930	1,959
1931 (10 months)	1,266

The cost for isolation has also been negligible, as shown below:—

1925	$2,110.00
1926	5,535.00
1927	1,181.00
1928	140.00
1929 (isolation of diphtheria carrier)	795.00
1930	350.00
1931	235.00

In connection with infectious disease, we have continued to carry on with diphtheria immunization and have not had a single case among those immunized. In fact, nearly all our cases and costs have been contributed to by objectors' families.

Health is taught regularly in all grades of our schools and high schools.

Competitions in essays and posters will again be held this year.

This year the Health Centre staff is giving regular home-nursing instructions to girls of high-school age and the Medical Officer is giving a course of hygiene and first aid to the boys. The value of such work cannot be overemphasized.

The usual work in sanitation and dairy supervision has been carried out as before, with gratifying results.

From a careful observation, I have been struck with the neglect of correction of serious defects and the treatment of conditions which endanger the future health of the community and produce such suffering in the present, due to the present curtailment of income in such a large proportion of the population. I am absolutely convinced that during such times it is the height of folly to curtail health services and expenditures on the maintenance of health and treatment of disease. Such economy is disastrous to any community.

It is my earnest prayer, Sir, that you use your influence in extending the services and hasten the introduction of health insurance.

In conclusion, I wish to express my appreciation for the splendid co-operation given us by the Reeve and Council in carrying out our work.

Respectfully submitted.

D. Berman,
Medical Health Officer.

KELOWNA HEALTH CENTRE.

Report on Activities, October, 1930, to October, 1931.

A review of the work accomplished prior to October, 1930, has been given. Our purpose here is to reaffirm the objectives of the undertaking and to report progress which has been made during the last year.

Health Clinics.

We have maintained public-health clinics with the purpose of teaching prenatal care to the expectant mother; furnishing instructions to promote infant-welfare and pre-school and school hygiene; supplying information to those who have been exposed to such communicable diseases as tuberculosis and the venereal diseases, and providing prophylaxis against smallpox, diphtheria, and scarlet fever. Notwithstanding the fact that in two towns within a distance of 40 miles from Kelowna scarlet fever was prevailing, there did not occur any cases in Kelowna and district, but three who were not immunized and were infected during visits to the neighbouring towns by visiting patients who were out of quarantine on account of the finishing of the peeling. Several tests in our laboratory convinced us that the finishing of the peeling is not a good diagnosis that the patient is not infectious any more.

In 63 per cent. of the cases the hæmolytic streptococci in the throat had disappeared at the time the peeling was finished. In 21 per cent. they disappeared earlier and in 16 per cent. they still were present after ceasing of the peeling.

A total of 289 children visited our baby clinics, a considerable increase compared to last year.

A total of seventeen lectures were held, nine of which were on communicable-disease control.

We stressed the idea that "persons are infectious, not things," contrary to the old idea of disinfection. This educational work had the result that when a case of typhoid occurred in a far-away part of the district people asked us to perform blood tests and researches on fæces and urine to locate the carriers. We were very much pleased with the result, and the complaints we received afterwards from some inhabitants that we had not taken enough samples were received very gratefully. It proves how apt people are to new ideas when they are talked over with them.

Not always are we met with such a sympathetic support. A milk-dealer, who last year was prohibited to sell unpasteurized milk on account of the presence of a carrier of typhoid in his house, supplied milk to a baby. The child fell ill; the case was treated by the doctor as a case of enteritis until the mother fell ill with typhoid some weeks later. As the family always used canned milk the disease of the child was studied more carefully, and it proved that the child suffered from typhoid, contracted from the milk delivered by the farmer in whose house lived a carrier, and infected the mother. As far as it was possible to state, in our knowledge, this carrier was the source of one death and two cases of typhoid during this year.

Our health clinics with the purpose to furnish instructions for the prevention of venereal diseases and sexual enlightenment were so well attended that they had to be repeated.

Undulant Fever.

On our programme for next year is included a field survey of undulant fever. Many cases of undulant fever in and outside our Health Unit were observed, perhaps due to the fact that a large herd of cows with abortion were sold at a public sale some years ago.

The fact that abortion is but a symptom which even may be absent in the animal, that it is a disease which even may occur in virgin animals, is not accepted in general by the farmer, who thinks that when after one or two abortions the cow carries full time, the animal has recovered from the disease.

The test we performed with the milk from several cows proved that we know now an easy method to detect if the cow is still infectious. We are continuing our research on undulant fever in human abortion.

Trachoma.

The fact that we detected some school-children with trachoma made us do a thorough research on this disease in children. Recently we found a teacher with symptoms of conjunctivitis folliculosa. As he is teaching in a school visited by children suffering from trachoma, we are watching this case very carefully as it might be a case of "trachoma" folliculosa.

A general survey of the eyes of the school-children for refraction for diseases is very urgent, and when we cannot get the assistance of an eye specialist we intend to hold eye clinics in the schools.

Malaria.

There was one case of malaria in the district, in a man coming from a malaria-infected part of the U.S.A. The fact that the Mosquito-control Association sprayed all still-water ponds and swamps had the effect that no complaints of mosquitoes were sent in and that no anophyles were found in our surveys during this summer.

Health Exhibit.

An exhibit on vitamins was held in September in Kelowna. Many outside districts asked for the exhibit, which was sent to many outlying districts and is now changed in a "travelling exhibit, easy to put up."

Health Periodical.

Exhibits and periodicals speak to the public. They show what work has been done and make them interested in health-work. A periodical was started in April of this year, but had to be discontinued through lack of funds, but will soon be started again.

Laboratory Activities.

The need of better facilities for the laboratory are very urgent. The floor-space of the laboratory, 15 by 17 feet, does not give much room when we are working there with three people.

We are much handicapped by the small space, especially now we are making so many autogenous vaccines.

The fact that we found a case of tularæmia in British Columbia makes us hope that one day there will be money available for research-work on this disease.

G. A. OOTMAR,
District and City Health Officer.

NORTH VANCOUVER HEALTH UNIT.

NORTH VANCOUVER, B.C., September, 1931.

H. E. Young, M.D., C.M., LL.D.,
Provincial Health Officer, Victoria, B.C.

SIR,—I have the honour to submit this the First Annual Report of the North Vancouver Health Unit. The report includes also a detailed statistical account of the many activities of the staff. The year commenced on September 1st, 1930, and ended on August 31st, 1931.

Arrangements were completed between the North Vancouver City and District Councils and School Boards during the summer of 1930 to organize and maintain a joint or Union Health Department; this department to be known as the North Vancouver Health Unit and to supply all public-health services for the two municipalities, including a complete school-health programme.

MANAGEMENT COMMITTEE.

The financial and business affairs of the Health Unit are managed by a committee known as the North Vancouver Health Unit Committee. This body consists of ten members, made up as follows: Two from each interested Council and two from each School Board, a secretary (who is also secretary of one of the School Boards), and the Medical Director of the Health Unit. Meetings are held on the fourth Thursday of each month, at which, besides other business, the Medical Director presents a statistical and narrative report covering the month's activities.

FINANCES.

Half the total expenses of the Health Unit are met locally and the other half jointly by the Provincial Board of Health and the Rockefeller Foundation. The local share of the expenses is divided between the two municipalities on the basis of school enrolment.

With the expenses divided in the above-mentioned manner, the modern full-time health service, with two nurses, transportation, etc., as well as a full-time Health Officer, costs the two Councils less money than they paid the previous year for an untrained part-time service.

OFFICE.

The Health Unit Office, consisting of two rooms and a toilet, is located on the main floor of the North Vancouver General Hospital. The Hospital is centrally located and a convenient distance from most of the schools.

STAFF.

The staff consists of the Medical Director and two Public Health Nurses. All three are trained in modern public health and preventive medicine and are full time.

TRANSPORTATION.

Each of the members of the staff has the use of a car. One is personally owned and an allowance made for its use. The other two cars are the property of the Health Unit.

AREA SERVED.

As stated elsewhere, the Health Unit serves two municipalities, with the possibility of a third in the future. The City of North Vancouver had in 1928 a population of 8,885 and at present a school population of 1,837. The District of North Vancouver, a sparsely settled or rural area, had a population in 1928 of 5,642 and at present a school enrolment of 720.

The area extends from West Vancouver on the west to Dollarton and Deep Cove on the east, a distance of about 12 miles. Burrard Inlet is the southern boundary and the northern extends up on to the mountains, about 4 or 5 miles to the limit of the settled part.

Objectives of the Health Unit.

The control and prevention of communicable disease and the preservation of human health and energy.

The programme includes all phases of public-health activities and does not include treatment of the sick.

During the past year a great deal of time has necessarily been given to the school programme. In this field it was felt that more headway could be made in a short time with a gradual broadening of the field of activities.

Number of Schools.

There are in all ten schools served by the Health Unit. This includes the High School.

Programme.

The following is a brief summary of the programme of the Health Unit during its first year:—

Prenatal.—Visits by nurses. Prenatal letters: Supplied by the Provincial Board of Health and distributed by the Health Unit. In this way the mothers are in closer touch with the Health Unit and the nurses; also with the baby clinic.

Postnatal and Infant-welfare.—Postnatal letters. Home visits by nurses. Well-baby clinic: Held every week. Medical Director attends and in many cases details normal diet. Babies are physically examined. The nurses give general nursing and feeding advice.

Pre-school.—Home visits by nurses. Physical examination at baby clinic and office. Large numbers of children entering school in September, 1931, were given a thorough physical examination in the Health Unit Office with the mother present. This was during the summer months.

School.—(1.) Physical examination; parent present by appointment.

(2.) Special examinations when required.

(3.) Percentage of parents present at examinations for year was 73 per cent.

(4.) Class-room inspections by nurse for infection when necessary.

(5.) Class-room inspections with health talk by nurses.

(6.) Class-room health talks by Medical Director of Health Unit.

(7.) Talk, with slides, on fly menace given early in spring in all schools.

(8.) Each principal reports daily all those absent two days to the Health Unit Office. In this way communicable diseases are found in their early stages and can be more easily controlled.

(9.) Each child absent two days or longer due to illness must report to the Health Unit Office for a certificate to return to school.

(10.) Sanitation, lighting, ventilation, and heating of each school are closely watched and advice given where necessary.

(11.) Home-school visits are made when and where necessary by the nurses. During these visits many opportunities are presented where they can give advice to the parents and offer encouragement.

(12.) Dental defects: To date we have not a dental clinic, but special attention is paid to this aspect of the work by the nurses in class-room inspections and also by the doctor. There is a definite improvement to date. (*See* "Dental Campaign" later.)

(13.) Examinations in office: Very often children are sent to the Health Unit Office by their teachers or parents for a special examination. Many children come of their own accord if they think they might have anything contagious.

(14.) Crippled children; mentally retarded, undernourished, and subnormal children; deaf children; defective sight: An attempt is made to see that all children in need of special care receive whatever treatment is necessary. This applies to pre-school as well as school.

(15.) Co-operation with all school officials is practised by the staff of the Health Unit at all times.

(16.) Transportation of children: When children are sick or injured or need transportation to M.D.'s, dentists, or clinics, this is done by the nurses. A Tudor Ford was purchased for this

purpose, as well to be used by one of the nurses. If necessary, a person can be transported in the recumbent position.

The following table shows the increased percentage daily attendance in the City of North Vancouver and the District of North Vancouver, comparing with the last three years:—

School-year.	City of N.V. Per Cent.	District of N.V. Per Cent.
1928–29	92.32	91.40
1929–30	93.58	91.20
1930–31	94.52	92.66

For the two school-years previous to the past year the city had the services of a School Nurse and therefore shows a better percentage than the district for the same years. It is hoped that next year will show another decided gain.

NOTE.—During the first three months of the school-year one of the five schools in the district had an outbreak of diphtheria. This, plus fear, brought the attendance down as low as 58.9 per cent. in October.

Communicable Diseases.—Reporting: The local physicians are very good about reporting communicable diseases and with check on the school absentees gives nearly a perfect knowledge of these diseases.

Quarantine Officer: This is done by the nurses and at the same time she instructs the household *re* isolation and control, etc. I consider that this method is far superior to the usual procedure.

Diagnosis: The Medical Director is consulted by the physicians on practically all cases.

Laboratory: This service is provided by the Provincial Laboratory in Vancouver. The Health Unit arranges the transportation of all specimens to the laboratory for the physicians.

Throat cultures: All cultures for release as well as those taken in the schools are taken by the members of the Health Unit.

Chest clinic: Arrangements were made with the Provincial Board of Health to have its Chest Specialist conduct a clinic in the North Vancouver General Hospital about every three months under the auspices of the Health Unit.

T.B. follow-up: This is done as far as possible by the Health Unit nurses.

Biological products: These are kept in a Frigidaire refrigerator in the Hospital, where the M.D.'s may help themselves. They are distributed free of course.

Supervision of Food-handling Establishments.—All restaurants, hot-dog stands, grocery, meat, fish, confectionery, fruit, and candy stores, as well as bakeries, bake-shops, and soda-fountains, are regularly inspected and supervised.

Milk, Dairies, and Farms.—These are carefully inspected. The owners are given all advice necessary to produce as pure and safe a milk-supply as possible. Samples are taken frequently for bacterial count. The counts have been very satisfactory on the whole. The dairymen have always been willing to co-operate.

Water.—This is produced from a carefully guarded watershed.

Sewage.—The many septic tanks give a great deal of trouble, but are attended to whenever reported. An attempt is being made to rid the community of the unsanitary privy as fast as possible.

Garbage-dumps.—These places of disposal are closely supervised.

Fox-farms.—There are a number of fox and fur farms in the district requiring some supervision.

Fly Campaign.—During the spring a Destroy the Fly Campaign was conducted and considerable results obtained.

Dental Campaign.—Dr. Harry Thompson, with the help of the local dentists, the Health Unit, and a special committee, conducted a very successful dental survey and campaign.

Student Nurses.—From time to time nurses taking the Public Health Courses at the University of British Columbia reported for training in health field-work.

Individual Health Talks.—Whenever the opportunity presents itself a health talk is worked into a conversation. In the course of a month a great deal of information can be given out.

Refresher Course for Nurses.—During Easter week the two Health Unit nurses attended the Refresher Course for Public Health Nurses given under the supervision of the Provincial Board of Health. A student nurse relieved during their absence.

Addresses.—From time to time, when asked, members of the Health Unit staff have given addresses to clubs and organizations on health subjects.

Phone.—Through the courtesy of the Hospital Board and an extension phone, the secretary of the Hospital answers the Health Unit phone when the staff are in the field.

Co-operation.—All during the year the finest co-operation has been shown by the following: North Vancouver Medical Society; the School Boards; the Councils; the teachers as a whole; the other branches or departments of the City and Municipal Halls; the majority of the parents and the school-children themselves. The voluntary men's and women's organizations have always been willing to help where possible in the supplying of milk to the needy, glasses for children, special treatment when necessary, and even shoes for needy children.

Complaints.—An attempt is made to investigate all complaints made, and if not under the jurisdiction of a Health Department they are turned over to the proper person or body.

G. F. Amyot, M.D., D.P.H.,
Medical Director of the North Vancouver Health Unit.

Details for the examination for each school follow.

I have, etc.,
H. E. YOUNG,
Provincial Health Officer.

SCHOOLS INSPECTED.

Medical Inspectors: 160.
Reports from Medical Inspectors: 158.

High Schools.

High schools, 1929–30, 67: Reported, 43; not reported, 24. 1930–31, 70: Reported, 53; not reported, 17.

Pupils inspected: 1929–30, 10,759; 1930–31, 12,046; an increase of 1,287.

Junior High Schools.

Junior high schools. 1929–30, 5: Reported, 3; not reported, 2. 1930–31, 7: Reported, 6; not reported, 1.

Pupils inspected: 1929–30, 4,568; 1930–31, 4,919; an increase of 351.

Graded City Schools.

Cities. 1929–30, 33: Reported, 32; not reported, 1. 1930–31, 33: Reported, 33; all reported.

Pupils inspected: 1929–30, 48,860; 1930–31, 48,585; a decrease of 275.

Rural Municipality Schools.

Municipalities. 1929–30, 24: Reported, 23; not reported, 1. 1930–31, 24: Reported, 23; not reported, 1.

Pupils inspected: 1929–30, 16,925; 1930–31, 17,705; an increase of 780.

Rural and Assisted Schools.

Schools inspected: 1929–30, 663, at a cost of $15,755.40; 1930–31, 708, at a cost of $16,571.45.
Schools not inspected: 1929–30, 106; 1930–31, 174.
Pupils inspected: 1929–30, 18,391; 1930–31, 19,655; an increase of 1,264.
Cost of inspection per pupil: 1929–30, 85.6 cents; 1930–31, 85.3 cents.
Percentage of defects: 1929–30, 104.24; 1930–31, 101.29; a decrease of 2.95.

STATISTICAL TABLES.

NORMAL

Name of School.	Medical Inspector.	School Nurse.	No. of Pupils enrolled.	No. of Pupils examined.	Malnutrition.	Defective Mentality.	Defective Vision.	Defective Hearing.	Defective Nasal Breathing.	Adenoids.	Enlarged Tonsils.	Defective Teeth.	Enlarged Glands.	Goitre.
Vancouver	L. Macmillan		280	289	2		5	5	18	63	37	52	5	15
Victoria	J. H. Moore		169	169	1		20			2	36	9		

HIGH

Abbotsford	J. M. McDiarmid		78	71	4		4			1	3	6		14
Agassiz	P. McCaffrey		31	30			3	3	8	8	8	3		7
Anyox:														
Granby Bay	Dr. Learoyd	Mrs. G. V. Yard	20	20			6					6	1	10
Bella Coola	H. A. McLean		19	19	7	1	4	1	4	4	12	3	1	16
Brechin	O. G. Ingham		10	10			1				2	3		4
Burnaby:														
Burnaby, North	J. G. McCammon		181	174			14		1		5	48		10
Burnaby, South	J. G. McCammon		369	365			7				13	115	11	11
Cedar, North	O. G. Ingham		10	10							1	2		2
Chilliwack	Dr. Moore	H. Peters	325	325	4		22	1	2	3	6	163	1	5
Copper Mountain	R. B. Manson		11	11							3			
Courtenay	J. McKee		78	62			1			2	8	2		7
Cranbrook	G. E. L. MacKinnon		162	162			19				4			11
Creston	G. B. Henderson		56	54			7			5	6	3		2
Cumberland	G. K. MacNaughton		65	60	6				2		9	10	4	2
Delta:														
King George V	A. A. King		91	98	3		4	1	7	7	11	7	3	6
Esquimalt	J. S. McCallum	Miss E. Morrison	84	84			2	1			3	5		
Fernie	D. Corsan	Miss W. Seymour	134	134	3		2							
Grand Forks	W. Truax		74	74			3		1		2	4	1	
Harewood	O. G. Ingham		22	22			3				5	4		6
Hazelton	L. B. Wrinch		9	9							1			2
Kaslo	D. J. Barclay		21	21			4			4	5	3		
Kelowna	W. J. Knox	Miss E. W. Tisdall	125	121			9		1		2			5
Kimberley	J. F. Haszard		78	71			2	1		2	20	12		5
Ladysmith	D. P. Hanington	Miss J. Worthington	69	69	1		3				3	6		8
Langley	B. B. Marr		99	98			3				4	5	1	
Merritt	G. H. Tutill		60	57							5	6	6	2
Mission		Miss H. E. Fawcett	77	74	11		4		4		9	26		11
Nanaimo	W. F. Drysdale	Miss M. D. MacDermot	496	487	205		60	25	26		101	267	39	58
Nelson	E. C. Arthur		221	203	1		24	3			7	26		37
New Denver	A. Francis		22	22			1				1		21	17
New Westminster:														
Duke of Connaught	D. A. Clark	Miss A. Stark	417	416	24		12	2	5	16	54	65	2	72
Ocean Falls	P. P. Smyth		40	40			6	2	20	3	12	2	2	1
Peachland	Wm. Buchanan		11	8			1							6
Port Coquitlam:														
James Park	W. Sager		70	58			4	1	4	14	25	35		1
Powell River	A. Henderson		81	76	12		4				6	2	3	8

SCHOOLS.

Other Conditions, specify, (Nervous, Pulmonary, Cardiac Disease, etc.).	Vermin.	Scabies.	Impetigo.	Ringworm.	Acute Fevers which have occurred during the Past Year.	Condition of Building. State if crowded, poorly ventilated, poorly heated, etc.	Closets. State if clean and adequate.
Asthma, 3; pneumonia, 8; appendix, 13; diphtheria, 2; typhoid, 2; scarlet fever, 6; mastoid, 5; rheumatism, 3; smallpox, 2; St. Vitus, 1; hernia, 1; infantile paralysis, 2						Heating, ventilation, and accommoda- good	Yes.
Loose internal semilunar cartilage, 1; asthma, 1; rickets (old), 1; acne, 4; amputated forearm, 1; mixed infection chest, 1						Good	Clean; adequate.

SCHOOLS.

Anæmia, 2; blepharitis, 1						Good	Good.
						Good	Yes.
					Nil, except 1 case chicken-pox	Satisfactory	Yes.
Rickets, 1					Whooping-cough	Poorly lighted	O.K.
Cardiac, 1						Good	Clean.
Heart, 1; orthopædic, 1; corrected vision, 13						Good	Yes.
Heart, 2; orthopædic, 2; corrected vision, 35						Good	Yes.
						Good	Clean.
Curvature of spine, 1; diabetes, 1; appendicitis, 1; psoriasis of scalp, 1; nervous conditions, 3		3			Whooping-cough, 4; measles, 2	Building crowded, class-room as well as the laboratory being in the basement; this crowds the basement badly so that pupils have no proper place for lunch-hour on wet days; ventilation could be improved	Fair.
					Scarlet fever, 1	Good	Clean; adequate.
						O.K.	Yes.
Cardiac, 1						Good	Clean.
Cardiac, 1						Good	Clean; adequate.
Deviated septum, 2; blepharitis, 3; nasal obstruction, 1; skin-disease, 1; wax in ears, 6; orthopædic, 1; anæmia, 1						Good	Clean; adequate.
						Excellent	Good.
			4			Excellent	Clean; adequate.
Pulmonary, 1		1	1			O.K.	O.K.
						Good	Clean; adequate.
Diabetic, 1; cardiac, 1						Good	Clean.
					Mumps; influenza	Fair	Good.
						Good	Good.
Cardiac, 1; bronchial, 1; flat feet, 2; *dysmenorrhœa*, 4						Good	Good.
						New school; adequate and well kept	Yes.
Cardiac, 2; nervous, 2; orthopædic, 2						Satisfactory	Clean; adequate.
						Good	Yes.
						Satisfactory	Yes.
						Good	Yes.
Nervous, 18; fractures, 2	2	2	2		Scarlet fever, 1; chicken-pox, 1; rheumatic fever, 1	Good; ventilation does not appear adequate	Good.
					Varicella	Well heated; not crowded; rather poorly ventilated	Clean; adequate.
Cardiac, 6; nervous, 1							
Orthopædic, 2; heart, 5; anæmic, 3; nervous, 1; pulmonary, 2							
Cardiac, 1						Good	Yes.
						Satisfactory	Clean; adequate.
		1				Excellent	Clean; adequate.

HIGH

Name of School.	Medical Inspector.	School Nurse.	No. of Pupils enrolled.	No. of Pupils examined.	Malnutrition.	Defective Mentality.	Defective Vision.	Defective Hearing.	Defective Nasal Breathing.	Adenoids.	Enlarged Tonsils.	Defective Teeth.	Enlarged Glands.	Goitre.
Prince Rupert	C. H. Hankinson and J. P. Cade	Miss M. Osborne	204	194	59		13	33	51	1	70	42	37	18
Princeton	R. B. Manson		50	48			1				1	6		2
Revelstoke	J. H. Hamilton	Miss A. A. Lee	135	132			11				2			3
Richmond Municipality:														
Cambie	W. K. Hall		150	130			12	10			8	7	1	7
Rossland	E. E. Topliff		70	54			11	1	1	1	7	11		4
Saanich	D. Berman	Miss M. Harvey	260	259			2	2			12	64	19	16
Salmon Arm	Drs. Beech & Beech		113	96	13		17	1	5	2	6	2	2	8
Slocan City	A. Francis		9	9							1		9	9
Smithers	F. Vere Agnew		46	45			4				5	9	10	1
Squamish	N. J. Paul		28	28							1	2		
Surrey	F. D. Sinclair		120	112			6				5			2
Telkwa	F. Vere Agnew		15	14							3	2	4	
Terrace	Stanley Mills		28	28						5	4			14
Trail	F. S. Eaton		198	198	6		23	1	4	2	6	52		12
Vancouver:														
Britannia	H. White	Miss A. McLellan	804	836			40		2		8	166		4
Lord Byng	W. Dykes	Miss G. Jeeves	416	404			29	3			2	93		32
King Edward	H. White	Mrs. D. Bellamy	653	670			31				17	148	6	13
King George	H. White	Miss H. Jukes	375	332			41	2	2		7	75		8
Kitsilano	H. White	Miss M. Campbell	436	456			56	2	2		5	132		15
Magee	W. Dykes	Miss M. Ewart	906	753			56	4	1	1	15	104		46
John Oliver	G. A. Lamont	Miss E. Edwards	1129	1146			28		2	1	2	349		24
Prince of Wales	W. Dykes	Miss L. Drysdale	255	144			8		1		2	8	4	14
School of Commerce	H. White	Mrs. D. Bellamy	746	473			25	4	1		9	112	2	17
Technical	G. A. Lamont	Miss I. Smith	1099	1070			24	1	1		5	287		5
Vancouver, North	G. F. Amyot	Miss E. Lowther	436	436	1		2	1	2		23	105	16	32
Vancouver, West:														
Inglewood	A. C. Nash		167	167			4				20	23	2	3
Vernon	O. Morris	Mrs. S. Martin	190	189			3			2	2	2		1
Woodfibre	C. G. G. Maclean		8	8			1				2	2		

JUNIOR HIGH

Britannia Mines	J. W. Laing		18	17	3		5				1	2	6	6
Kamloops	Kingsley Terry	Miss O. M. Garrood	335	311	51		28				20	79	13	15
Kelowna	W. J. Knox	Miss E. W. Tisdall	224	222	2		19	1	2		7			10
Nelson	E. C. Arthur		336	335			40	6		1	29	90		81
Ocean Falls	P. P. Smyth		34	34	3		4	2	20	1	16	4	4	1
Vancouver:														
Fairview	H. White	Mrs. D. Bellamy	195	194			4				1	71		4
Kitsilano	W. Dykes	Miss M. Campbell	1594	1368	248		101	4	1	1	47	664	12	8
Point Grey	W. Dykes	Miss M. Ewart	1208	1144	187		67	19	3	1	26	181	3	40
Templeton	H. White	Miss B. Stevens	1354	1294	287		121	8	8	3	62	393	9	103

SCHOOLS—*Continued.*

Other Conditions, specify, (Nervous, Pulmonary, Cardiac Disease, etc.).	Vermin.	Scabies.	Impetigo.	Ringworm.	Acute Fevers which have occurred during the Past Year.	Condition of Building. State if crowded, poorly ventilated, poorly heated, etc.	Closets. State if clean and adequate.
Nervous, 1; bronchitis, 1; pulmonary, 1; cardiac, 4; dermatitis, 1; scoliosis, 2; anæmia, 1; acne, 11; eczema, 1					Mumps	Good	Good.
Appendicitis, 1; fractured leg, 1					Poliomyelitis, 1 (following fractured leg)	Good	Clean; adequate.
						Good	Good.
					Whooping-cough, 1; influenza, 3	Good	Good.
Cardiac disease, 1						Fair	Clean; adequate.
Cardiac, 10; pulmonary, 3		2			Measles, 1; chicken-pox, 2; conjunctivitis, 1		
Cardiac, 3; pulmonary 1					Whooping-cough	O.K.	Yes.
Cardiac, 3							
Cardiac, 5					Influenza	Good	Good.
						Good	Good.
Defective palate due to operation, 1		4				Ventilation difficult	Inadequate.
					Measles	Good	Good.
Cardiac, 1						Good	Clean; adequate.
						Adequate	Yes.
					Chicken-pox, 3; scarlet fever, 2		
Cardiac, 4					Mumps, 2; chicken-pox, 1		
Cardiac, 1					Mumps, 1; chicken-pox, 2		
					Mumps, 1; chicken-pox, 1		
Pulmonary, 1					Mumps, 1; scarlet fever 1; whooping-cough, 1		
Cardiac, 4		2			Mumps, 17; measles, 1; chicken-pox, 2		
Cardiac, 11					Mumps, 3; chicken-pox, 9; scarlet fever, 1; diphtheria, 3; diphtheria carriers, 1		
Cardiac, 4					Mumps, 1		
					Chicken-pox, 3		
					Scarlet fever, 2		
Cardiac, 3; nervous, 4; posture, 6			3		Chicken-pox, 1	Good	Clean; adequate.
Cardiac, 2						Good	Both.
Cardiac, 3		4			Scarlet fever, 4; rheumatic fever, 1; appendectomy, 2	Fair	Clean; not adequate.
						Good; well ventilated and heated	Clean; adequate.

SCHOOLS.

Mitral stenosis, 2						Ample room; well lighted and heated	Clean; adequate.
Defective feet, 25; posture, 24			2		Pneumonia; scarlet fever; influenza	New brick building attached to former High School; well heated and ventilated	Adequate closet accommodation.
Chorea, 3; cardiac, 2; bronchitis, 3; flat feet, 3; posture curvature, 4			2			Well lighted, ventilated, and modern; not crowded	The sewerage system has now been laid and the schools will be connected up by the time school opens in September.
V.D.H., 1					Pertussis; varicella		Good.
						Good	Yes.
Cardiac, 1							
Cardiac, 14		19	41	10	Mumps, 5; chicken-pox, 3; scarlet fever, 4		
Cardiac, 9		6	4	2	Mumps, 1; measles, 2; poliomyelitis, 1; whooping-cough, 6		
Cardiac, 1; pulmonary 1					Mumps, 45; chicken-pox, 7; scarlet fever, 3		

GRADED CITY

Name of School.	Medical Inspector.	School Nurse.	No. of Pupils enrolled.	No. of Pupils examined.	Malnutrition.	Defective Mentality.	Defective Vision.	Defective Hearing.	Defective Nasal Breathing.	Adenoids.	Enlarged Tonsils.	Defective Teeth.	Enlarged Glands.	Goitre.
Alberni	A. D. Morgan		139	133	1						32	56		10
Armstrong		Miss P. Charlton	630	610	19	4	34	18	64	70	228	308	59	175
Chilliwack	E. Henderson	Miss H. Peters	413	413	18	5	25	3	3	38	52	160	19	2
Courtenay	J. McKee		278	267	2	1	4	1		50	87	71		7
Cranbrook:														
Central	G. E. L. McKinnon		542	539		2	23				77	86		15
South Ward	G. E. L. McKinnon		39	39			4				12			
Kootenay Orchards	G. E. L. McKinnon		12	12			1				2			
Cumberland	G. K. MacNaughton		438	428	66	5	29	9	4	54	110	283	189	3
Duncan	H. P. Swan	Miss B. Jenkins	283	278	7		39		1	1	24			
Enderby	H. W. Keith		123	136		1	20		4	3	21	35	1	5
Fernie:														
Central	D. Corsan	Miss W. Seymour	520	520	10	1	2	1	2	2	5	24	1	3
Annex	D. Corsan	Miss W. Seymour	79	25	5	1	1				1	16		1
West	D. Corsan	Miss W. Seymour	50	6	2	1	1	1	1		1	4	1	
Grand Forks	W. Truax		295	290	4	3	12	1	24	8	20	44	15	3
Greenwood	W. H. Wood		67	61			18				26	24	51	32
Kamloops:														
Lloyd George	K. Terry	Miss O. M. Garrood	312	298	58		39	5		16	95	75	91	21
Stuart Wood	K. Terry	Miss O. M. Garrood	321	316	46	1	14	5			71	87	76	11
Kaslo	D. J. Barclay		68	67			3			6	18	9	27	
Kelowna	W. J. Knox	Miss E. W. Tisdall	648	629	28	8	31	4	13	17	16		4	29
Ladysmith:														
Central	D. P. Hanington	Miss Worthington	257	256	2		12	6	20	26	36	83		2
Merritt	G. H. Tutill		304	296	2	2	6	2	3	4	60	100	59	12
Nanaimo:														
Middle Ward	W. F. Drysdale	Miss M. D. MacDermot	162	162	50	1	43	14	32	5	79	139	13	27
North Ward	W. F. Drysdale	Miss M. D. MacDermot	160	160	54	2	25	11	34		81	128	28	40
Thos. Hodgson	W. F. Drysdale	Miss M. D. MacDermot	336	336	80	2	50	28	32	7	102	226	40	41
South Ward	W. F. Drysdale	Miss M. D. MacDermot	115	115	27		21	10	31	7	60	92	37	24
Nelson:														
Central	E. C. Arthur		571	539		2	33	1	3	1	83	252		152
Hume	E. C. Arthur		199	195	1		37	2	1	1	26	124	4	50
New Westminster:														
F. W. Howay	D. A. Clark	Miss A. Stark	404	397	63	3	13	2	4	90	100	259	76	31
John Robson	D. A. Clark	Miss A. Stark	374	371	50		19	4	4	39	59	144	41	59
Lord Lester	D. A. Clark	Miss A. Stark	394	388	57		12		2	54	74	181	40	50
Lord Kelvin	D. A. Clark	Miss A. Stark	413	411	65		11	2	4	90	102	255	88	21
Richard McBride	D. A. Clark	Miss A. Stark	528	518	84		21	2	7	97	118	313	81	55
Queensboro	D. A. Clark	Miss A. Stark	138	133	22		5	2	1	30	36	105	28	13
Herbert Spencer	D. A. Clark	Miss A. Stark	421	416	80	2	10	1	7	82	100	229	64	30

SCHOOLS.

Other Conditions, specify, (Nervous, Pulmonary, Cardiac Disease, etc.).	Vermin.	Scabies.	Impetigo.	Ringworm.	Acute Fevers which have occurred during the Past Year.	Condition of Building. State if crowded, poorly ventilated, poorly heated, etc.	Closets. State if clean and adequate.
Heart, 2						Good	Good.
Congenital dislocation of hip, 1; cleft palate, 1; stuttering, 2; asthma, 2; orthopædic, 2; blepharitis, 10; wax in ears, 10; eczema, 1; No. vaccinated, 79; No. received toxoid, 313; appendectomy, 2		13	4	4	Scarlet fever, 11; diphtheria, 3; chicken-pox, 8; ringworm, 4; scabies, 13	Condition of schools good; well ventilated and heated	Clean; adequate.
Mastoid operations, 3; asthma, 1; kidney condition, 2; umbilical hernias, 2; removal of gland of neck, 1; speech defects, 2; orthopædic corrected, 1							
Partial paralysis, 1					Mumps, 10; chicken-pox, 2	Not crowded; poorly ventilated	Yes.
Cardiac, 1						Good	Clean.
Infantile paralysis, 1; orthopædic, 1						Good	Clean.
						Good	Clean.
Skin-disease, 3; anæmia, 22; nasal catarrh, 7; defective speech, 2; nervous, 5; pulmonary, 2; wax in ears, 89; cardiac, 2; blepharitis, 12		2			Chicken-pox	Good	Clean; adequate.
					Mild whooping-cough		
							Yes.
Nervous, 1; pulmonary, 1	3	7	5		Chicken-pox, 1; scarlet fever, 1	O.K.	O.K.
	1	1			Mumps, 1; chicken-pox, 1; scarlet fever, 6	O.K.	O.K.
Cardiac, 1		2			Chicken-pox, 1; scarlet fever, 8	O.K.	O.K.
Valvular heart, 2		1	2	2	Mumps; chicken-pox	Good	Fair; adequate.
						Satisfactory	Yes.
Bronchial, 4; heart, 5; feet, 12; posture, 14		7	3		Influenza; scarlet fever; whooping-cough; diphtheria, 1 death; pneumonia, 1 death	This is a brick building, comparatively new; poorly heated and ventilated	Adequate number of closets; clean and sanitary.
Heart, 1; feet, 4; posture, 18					Influenza; scarlet fever; whooping-cough, 1	This school is a brick building; it is fairly well ventilated and heated	Adequate number of closets; clean and sanitary.
Paralysis, 1						Good	Good.
Chorea, 9; bronchitis, 7; tuberculosis, 2; cardiac, 6; again a dental survey was made of every pupil	7	4	9	2	Whooping-cough, 1; chicken-pox, 9; measles, 2; paratyphoid, 2; influenza and common cold, a lower average	Building well lighted, ventilated, modern, and not crowded	The sewerage system has now been laid and the schools will be connected up by the time school opens in September.
Epilepsy, 1; cardiac, 7; nervous, 2; orthopædic, 2		2			Diphtheria, 1	Satisfactory	Clean; adequate.
Cardiac, 3		1	1	1		Satisfactory	Yes.
Appendicitis, 1; orthopædic, 1	12	8	5	1	Whooping-cough, 3; chicken-pox, 6; influenza, 6	Good; no artificial lighting	Good.
Appendicitis, 1; chorea, 1	3	3	1	2	Pneumonia, 1; bronchitis, 2; chicken-pox, 5; whooping-cough, 3; scarlet fever, 1	Fairly good; lighting might be improved	Good.
Cardiac, 2; bronchitis, 3; orthopædic, 4; nervous, 6	4	3	3	1	Whooping-cough, 8; rheumatism, 2	Good; lighting inadequate	Good.
Asthma, 2; bronchitis, 1; keratitis, 1; fracture, 2	2	3	1		Chicken-pox, 12; whooping-cough, 14; scarlet fever, 1	Good; no artificial lighting	Good.
		1	1		Pertussis; varicella	Some overcrowding	Good.
Deformed hand, 1; valvular disease of the heart, 1	5				Pertussis; varicella	Much overcrowding	Good.
Orthopædic, 9; heart, 4; anæmic, 2; nervous, 3; pulmonary 1	2	13	16	12	Typhoid fever, 3; chicken-pox, 16; scarlet fever, 7; measles, 5; mumps, 1; pertussis, 2		
Orthopædic, 8; heart, 4; anæmic, 3; nervous, 1							
Orthopædic, 7; heart, 2; anæmic, 1; nervous, 1; pulmonary 2	3	5	10	6			
Orthopædic, 7; heart, 2; anæmic, 1; pulmonary, 2							
Orthopædic, 4; heart, 4; anæmic, 4	5	9	6	4			
Orthopædic, 2; anæmic, 2; pulmonary, 1		7	1	5			
Orthopædic, 9; heart, 3; anæmic, 3; nervous, 2	1	7	9	8			

GRADED CITY

Name of School.	Medical Inspector.	School Nurse.	No. of Pupils enrolled.	No. of Pupils examined.	Malnutrition.	Defective Mentality.	Defective Vision.	Defective Hearing.	Defective Nasal Breathing.	Adenoids.	Enlarged Tonsils.	Defective Teeth.	Enlarged Glands.	Goitre.
Port Alberni	A. R. Wilson	Miss M. E. Grierson	379	375	5		19	2	113	105	126	102	108	
Port Coquitlam:														
Central	W. Sager		170	170	6	3	8	2	22	64	63	55	6	7
James Park	W. Sager		70	58			4	1	4	14	25	35		1
Port Moody	C. R. Symmes		207	207	4	2	10	2	4	5	31	32	2	9
Prince George:														
King George V	C. Ewert	Mrs. G. Bond	306	296	12	13	10	10	12	12	56	135	3	8
Baron Byng	C. Ewert	Mrs. G. Bond	99	98	1	1	10	3	8	8	13	36		4
Connaught	C. Ewert	Mrs. G. Bond	78	78	3	1	2	3	9	9	18	43	1	
Prince Rupert:														
Booth Memorial	J. H. Carson, J. P. Cade, W. T. Kergin, L. W. Kergin, and C. H. Hankinson	Miss M. Osborne	468	398	127	3	34	37	31	13	172	180	175	19
Borden Street	J. H. Carson, J. P. Cade, W. T. Kergin, L. W. Kergin, and C. H. Hankinson	Miss M. Osborne	345	333	120		23	40	29	10	145	104	164	18
Seal Cove	J. P. Cade	Miss M. Osborne	56	44	6		2	1	5	14	29	9	15	
Westview	J. P. Cade	Miss M. Osborne	26	24	3				11	5	13	5	13	
Revelstoke:														
Central	J. H. Hamilton	Miss Lee	285	283			10	1	1	1	8			
Selkirk	J. H. Hamilton	Miss Lee	292	189			6	1	5	5	28			1
Rossland:														
McLean	E. E. Topliffe		489	455	6	4	38	3	5	6	103	240	9	14
Salmon Arm	S. E. & A. Beech		187	142	19	1	21	7	24	21	46	28	28	12
Slocan	A. Francis		50	49		1	4			1	18		42	25
Trail-Tadanac:														
Central	F. S. Eaton		883	883	32		67	9	23	23	26	483	12	160
East Trail	F. S. Eaton		336	336	10		16	2	8	12	14	180	9	42
Tadanac	F. S. Eaton		52	52	2		12	1	3	4	8	16		4
Vancouver:														
Aberdeen	H. White	Miss H. Jukes	393	368	71		27			3	36	65	5	15
Alexandra	G. A. Lamont	Miss M. Henderson	561	542	134		4	2		4	29	54	2	12
Bayview	W. Dykes	Miss G. Hilton	417	447	69		9	5	3	1	11	50	8	5
Beaconsfield	G. A. Lamont	Miss J. Aske	298	357	80		13		2	9	20	38	4	2
Begbie	H. White	Miss I. Smith	274	324	34		1	2	1	6	43	39	9	16
Brock	G. A. Lamont	Miss E. Bell	424	449	50		3			20	33	61		10
Carleton	G. A. Lamont	Miss E. Edwards	896	971	114		14		15	22	43	209	2	9
Edith Cavell	W. Dykes	Miss L. Drysdale	283	264	68		2				15	31	1	6
Central	H. White	Miss B. Stevens	469	475	73		61	7	3	4	59	111	13	36
Dawson	H. White	Miss H. Jukes	651	634	122		60	6	1		77	46	3	49
Charles Dickens	G. A. Lamont	Miss M. Henderson	677	667	137		18	8		7	79	54	4	18
Douglas	G. A. Lamont	Miss D. Olmstead	233	210	20					3	15	54	2	3
Fleming	G. A. Lamont	Miss D. Olmstead	434	375	68		8		2	18	43	104		19
Franklin	H. White	Mrs. M. Schultz	374	358	77		14		1	6	30	52	4	6
Simon Fraser and Annex	G. A. Lamont	Miss D. Shields	564	607	93		37	2	1	7	52	68	1	12
General Gordon	H. White	Miss G. Hilton	698	744	124		38	1	1	6	38	130	14	22
Grandview	H. White	Miss O. Kilpatrick	429	428	56		26	2			60	57	2	19

SCHOOLS—*Continued.*

Other Conditions, specify, (Nervous, Pulmonary, Cardiac Disease, etc.).	Vermin.	Scabies.	Impetigo.	Ringworm.	Acute Fevers which have occurred during the Past Year.	Condition of Building. State if crowded, poorly ventilated, poorly heated, etc.	Closets. State if clean and adequate.
		12	9	2	Whooping-cough, 8; chicken-pox, 2; scarlet fever, 2	Two temporary buildings, poorly heated; five buildings not adequately heated; new 8-room school is being built now	Clean; adequate.
Nervous, 7; heart, 12; limp, 4; scoliosis, 1		2	2			Excellent	Clean; adequate.
		1				Excellent	Clean; adequate.
Measles, 23; chicken-pox, 4; infantile paralysis, 4	5	3	3	2		Excellent	Excellent.
Blepharitis, 9; stye, 1; cardiac, 2; orthopædic, 2; pulmonary, 1		2			Scarlet fever; chicken-pox	Crowded	Clean; adequate.
							Clean; adequate.
							Clean; adequate.
Nervous, 5; bronchitis, 2; cardiac, 8; pulmonary, 1; anæmia, 1; scoliosis, 1; orthopædic, 1			1		Mumps; chicken-pox; whooping-cough	Good	Good.
Nervous, 6; bronchitis, 8; cardiac, 13; scoliosis, 1; anæmia, 2; orthopædic, 3; acne, 1					Mumps; chicken-pox; whooping-cough	Good	Good.
Nervous, 1; anæmia, 1; scoliosis, 1					Mumps; chicken-pox; whooping-cough	Good	Good.
Nervous, 2; bronchitis, 1; anæmia, 1					Mumps; chicken-pox; whooping-cough	Good	Good.
					Diphtheria	Good	Good.
Ankylosis, 1					Scarlet fever	Good	Good.
Cardiac, 3	4	6	10	4		Good	Clean; adequate.
Anæmia, 2; pulmonary, 1					Whooping-cough	O.K.	Yes.
Cardiac, 3			2				
Cardiac, 7; nervous, 6; pulmonary, 10	52	29	31	12		Satisfactory	Yes.
Nervous, 3; pulmonary, 2; cardiac, 4	23	64	28	9		Satisfactory	Yes.
Cardiac, 3						Adequate	Yes.
No. vaccinated, 167; cardiac, 3; pulmonary, 1		4	4	1	Mumps, 5; measles, 1; chicken-pox, 39; whooping-cough, 1; rubella, 1		
No. vaccinated, 251; pulmonary, 2	6	7	7	3	Mumps, 1; chicken-pox, 11; scarlet fever, 11		
No. vaccinated, 156; cardiac, 6; pulmonary, 1		9	7	4	Chicken-pox, 14; scarlet fever, 1		
No. vaccinated, 116		2			Whooping-cough, 5; scarlet fever, 2		
No. vaccinated, 106; cardiac, 1	4	3	1		Mumps, 48; chicken-pox, 24; whooping-cough, 1; scarlet fever, 6; diphtheria, 1		
No. vaccinated, 143; cardiac, 3	1	7		3	Mumps, 4; chicken-pox, 70; diphtheria, 1		
No. vaccinated, 339; cardiac, 10	6	26	2	6	Mumps, 8; chicken-pox, 117; whooping-cough, 4; scarlet fever, 2; diphtheria, 9; diphtheria carriers, 6		
No. vaccinated, 97; cardiac, 2		1			Chicken-pox, 28; whooping-cough, 1		
No. vaccinated, 334; cardiac, 2; pulmonary, 5	4	15	6	1	Mumps, 11; chicken-pox, 6; scarlet fever, 1		
No. vaccinated, 280; cardiac, 1; pulmonary, 2		3	6	1	Mumps, 15; chicken-pox, 6; scarlet fever, 3		
No. vaccinated, 213; cardiac, 5; pulmonary, 1	4	8	11		Mumps, 8; chicken-pox, 8; rubella, 5		
No. vaccinated, 58; cardiac, 1		3	5	1	Chicken-pox, 5		
No. vaccinated, 129	13	6	8	2	Mumps, 9; chicken-pox, 9; whooping-cough, 1		
No. vaccinated, 162; cardiac, 1	2	4		1	Mumps, 5; chicken-pox, 18; scarlet fever, 4		
No. vaccinated, 224; cardiac, 4	1	12	2	11	Mumps, 2; chicken-pox, 15		
No. vaccinated, 321	2	10	4	8	Mumps, 1; chicken-pox, 24; whooping-cough, 4; scarlet fever, 3; diphtheria, 1		
No. vaccinated, 157; cardiac, 2; pulmonary, 1	8	10	2	4	Mumps, 74; chicken-pox, 5; scarlet fever, 6		

GRADED CITY

Name of School.	Medical Inspector.	School Nurse.	No. of Pupils enrolled.	No. of Pupils examined.	Malnutrition.	Defective Mentality.	Defective Vision.	Defective Hearing.	Defective Nasal Breathing.	Adenoids.	Enlarged Tonsils.	Defective Teeth.	Enlarged Glands.	Goitre.
Vancouver—Continued.														
Hastings	H. White	Mrs. M. Schultz	847	759	164	.....	44	4	3	10	103	98	15	17
Henry Hudson	W. Dykes	Miss G. Hilton	495	535	65	.....	14	.....	1	.....	23	75	3	3
Kerrisdale	W. Dykes	Miss G. Jeeves	707	747	113	.....	30	5	.....	1	29	122	6	8
Lord Kitchener	W. Dykes	Miss G. Jeeves	591	585	76	.....	78	2	.....	2	22	107	9	5
Kitsilano	W. Dykes	Miss G. Hilton	331	287	54	.....	4	3	.....	1	6	35	3	7
Langara	W. Dykes	Miss G. Jeeves	465	523	66	.....	18	1	.....	1	15	83	2	8
Livingstone	G. A. Lamont	Miss F. Innes	459	421	76	.....	9	.....	1	7	20	66	.....	5
David Lloyd George	W. Dykes	Miss L. Drysdale	583	572	100	.....	24	.....	3	3	38	75	6	5
Magee	W. Dykes	Miss M. Ewart	644	587	85	.....	27	3	1	1	26	29	8	1
Moberly and Annex	G. A. Lamont	Miss D. Olmstead	543	529	98	.....	5	.....	.....	15	45	51	1	10
Model	G. A. Lamont	Miss D. Shields	501	494	95	.....	15	.....	1	9	29	75	.....	10
Mount Pleasant	G. A. Lamont	Miss D. Shields	483	513	94	.....	12	.....	2	6	33	73	.....	26
McBride	G. A. Lamont	Miss F. Innes	668	661	86	.....	8	.....	4	15	56	93	.....	19
MacDonald	H. White	Mrs. M. Schultz	479	525	73	.....	38	.....	.....	2	53	110	12	17
MacKenzie	G. A. Lamont	Miss F. Innes	709	665	77	.....	10	1	3	7	53	58	.....	16
Nelson	H. White	Miss I. Smith	787	919	170	.....	36	5	1	5	47	126	6	34
Florence Nightingale	G. A. Lamont	Miss M. Henderson	615	586	129	.....	22	3	1	12	48	85	2	25
Norquay and Annex	G. A. Lamont	Miss J. Aske	634	595	81	.....	25	2	7	42	69	88	3	23
Oak Street	W. Dykes	Miss L. Drysdale	111	71	22	.....	2	1	.....	.....	15	1	1	.....
Open Air	H. White	Miss D. Shields	64	45	.....	.....	.....	.....	.....	1	3	1	.....	5
Prince of Wales	W. Dykes	Miss L. Drysdale	345	364	45	.....	6	.....	.....	1	14	19	.....	.....
Queen Mary	W. Dykes	Miss G. Jeeves	471	408	84	.....	16	8	.....	2	13	71	1	5
Quilchena	W. Dykes	Miss M. Ewart	264	260	51	.....	7	3	.....	2	8	16	2	2
Renfrew	G. A. Lamont	Miss M. Henderson	324	321	57	.....	16	7	3	8	15	51	3	1
Cecil Rhodes	H. White	Miss L. Drysdale	578	585	143	.....	43	.....	1	2	53	106	12	29
Lord Roberts	H. White	Miss H. Jukes	790	739	155	.....	54	1	3	.....	83	139	7	33
Laura Secord	H. White	Miss O. Kilpatrick	571	713	91	.....	55	1	2	.....	54	147	4	46
Selkirk	G. A. Lamont	Miss J. Aske	824	740	170	.....	18	4	2	45	91	73	4	17
Sexsmith	G. A. Lamont	Miss F. Bell	364	358	45	.....	2	.....	1	20	36	49	.....	19
Seymour	H. White	Miss O. Kilpatrick	663	784	73	.....	60	5	3	.....	72	180	1	37
Strathcona	H. White	Miss A. McLellan	1225	1426	200	.....	142	5	.....	.....	91	333	15	26
Tecumseh	G. A. Lamont	Miss D. Olmstead	731	701	130	.....	16	4	.....	25	51	114	1	21
Tennyson	H. White	Mrs. D. Bellamy	787	767	95	.....	19	3	3	2	43	138	10	24

SCHOOLS—*Continued.*

Other Conditions, specify, (Nervous, Pulmonary, Cardiac Disease, etc.).	Vermin.	Scabies.	Impetigo.	Ringworm.	Acute Fevers which have occurred during the Past Year.	Condition of Building. State if crowded, poorly ventilated, poorly heated, etc.	Closets. State if clean and adequate.
No. vaccinated, 284; cardiac, 5; pulmonary, 2	5	8	3	3	Mumps, 163; chicken-pox, 55; whooping-cough, 1; scarlet fever, 2; diphtheria, 1	.....	.....
No. vaccinated, 271; cardiac, 4	6	8	5	3	Mumps, 1; whooping-cough, 1	.....	.....
No. vaccinated, 375	.....	6	4	9	Chicken-pox, 55; whooping-cough, 6; rubella, 1	.....	.....
No. vaccinated, 235; cardiac, 2	.....	2	3	5	Mumps, 1; chicken-pox, 13; whooping-cough, 2; rubella, 5; scarlet fever, 2; diphtheria, 3; diphtheria carriers, 2; poliomyelitis, 1	.....	.....
No. vaccinated, 235; cardiac, 1; pulmonary, 1	3	4	3	.....	Chicken-pox, 3; whooping-cough, 4; rubella, 1; scarlet fever, 3	.....	.....
No. vaccinated, 228; pulmonary, 1	.....	6	1	4	Chicken-pox, 14	.....	.....
No. vaccinated, 153; cardiac, 1; pulmonary, 2	2	8	9	2	Mumps, 5; chicken-pox, 25; scarlet fever, 1	.....	.....
No. vaccinated, 221; cardiac, 2	1	24	5	1	Mumps, 4; chicken-pox, 83; scarlet fever, 1	.....	.....
No. vaccinated, 292; pulmonary, 2	.....	9	3	2	Mumps, 7; chicken-pox, 105; whooping-cough, 9; scarlet fever, 1	.....	.....
No. vaccinated, 141; cardiac, 4; pulmonary, 1	4	5	8	3	Mumps, 1; measles, 1; rubella, 1; scarlet fever, 2	.....	.....
No. vaccinated, 286	7	10	6	3	Mumps, 1; chicken-pox, 1; scarlet fever, 2	.....	.....
No. vaccinated, 97	3	10	3	1	Mumps, 2; chicken-pox, 15; diphtheria, 1	.....	.....
No. vaccinated, 149; cardiac, 3	.....	17	5	5	Mumps, 3; chicken-pox, 12; rubella, 1; scarlet fever, 26; diphtheria, 2; diphtheria carriers, 1; poliomyelitis, 1	.....	.....
No. vaccinated, 241; cardiac, 2; pulmonary, 4	2	5	2	3	Mumps, 42; measles, 1; chicken-pox, 21	.....	.....
No. vaccinated, 207; cardiac, 4; pulmonary, 1	6	13	7	9	Mumps, 2; chicken-pox, 24; whooping-cough, 1; scarlet fever, 1; diphtheria, 5; diphtheria carriers, 1; poliomyelitis, 7	.....	.....
No. vaccinated, 233; cardiac, 5; pulmonary, 2	3	13	3	.....	Mumps, 83; chicken-pox, 9; whooping-cough, 1; scarlet fever, 2; diphtheria, 2; diphtheria carriers, 1	.....	.....
No. vaccinated, 115; pulmonary, 4	6	9	9	2	Mumps, 3; chicken-pox, 31; diphtheria, 1; diphtheria carriers, 2	.....	.....
No. vaccinated, 338; cardiac, 5	5	3	4	5	Mumps, 1; chicken-pox, 39; whooping-cough, 2; scarlet fever, 1; diphtheria, 1	.....	.....
No. vaccinated, 36	.....	1	3	.....	Chicken-pox, 19	.....	.....
No. vaccinated, 19	.....	.....	.....	.....	Mumps, 1	.....	.....
No. vaccinated, 197; cardiac, 2	.....	3	1	.....	Chicken-pox, 1; mumps, 3	.....	.....
No. vaccinated, 203; cardiac, 2	2	2	2	2	Mumps, 1; measles, 1; chicken-pox, 4; whooping-cough, 1; scarlet fever, 2	.....	.....
No. vaccinated, 65; pulmonary, 1	.....	1	1	4	Chicken-pox, 8; whooping-cough, 5; rubella, 1; scarlet fever, 2	.....	.....
No. vaccinated, 100; cardiac, 1	1	.....	5	.....	Chicken-pox, 21; whooping-cough, 5	.....	.....
No. vaccinated, 308; cardiac, 2	.....	9	3	4	Mumps, 27; chicken-pox, 22; scarlet fever, 1	.....	.....
No. vaccinated, 362; cardiac, 5; pulmonary, 2	.....	5	10	1	Mumps, 35; chicken-pox, 68; scarlet fever, 3	.....	.....
No. vaccinated, 256; cardiac, 1; pulmonary, 3	6	5	2	.....	Mumps, 73; chicken-pox, 35; whooping-cough, 1; scarlet fever, 2	.....	.....
No. vaccinated, 195; cardiac, 4; pulmonary, 1	2	24	7	4	Mumps, 42; chicken-pox, 38; scarlet fever, 5; diphtheria, 4; diphtheria carriers, 5	.....	.....
No. vaccinated, 167; cardiac, 2	5	5	3	6	Mumps, 2; measles, 1; chicken-pox, 40	.....	.....
No. vaccinated, 468; cardiac, 3; pulmonary, 13	67	20	3	5	Mumps, 14; chicken-pox, 6; whooping-cough, 7; rubella, 1; scarlet fever, 2	.....	.....
No. vaccinated, 1,301; cardiac, 4; pulmonary, 4	18	3	25	2	Mumps, 89; chicken-pox, 1; whooping-cough, 2; scarlet fever, 1	.....	.....
No. vaccinated, 196; cardiac, 3	3	16	14	4	Mumps, 31; chicken-pox, 30; whooping-cough, 2; scarlet fever, 2; diphtheria, 4	.....	.....
No. vaccinated, 337; cardiac, 1; pulmonary, 1	6	10	7	6	Mumps, 3; scarlet fever, 2	.....	.....

GRADED CITY

Name of School.	Medical Inspector.	School Nurse.	No. of Pupils enrolled.	No. of Pupils examined.	Malnutrition.	Defective Mentality.	Defective Vision.	Defective Hearing.	Defective Nasal Breathing.	Adenoids.	Enlarged Tonsils.	Defective Teeth.	Enlarged Glands.	Goitre.
Vancouver—Continued.														
Van Horne	G. A. Lamont	Miss E. Bell	425	435	47		4			25	38	69	1	19
Wolfe	G. A. Lamont	Miss E. Bell	446	431	49		3			20	33	72		5
Vancouver, North:														
Lonsdale	G. F. Amyot	Miss E. Lowther	414	300	10	5	6		12	11	80	170	39	17
Queen Mary	G. F. Amyot	Miss E. Lowther	453	346	51	11	5	2	14	19	156	184	95	17
Ridgeway	G. F. Amyot	Miss E. Lowther	570	352	25	5	5	5	16	12	76	229	55	20
Vernon:														
Consolidated Schools	O. Morris	Mrs. S. Martin	858	840	8	4	25	8	14	12	21	40	4	6
Victoria:														
Bank Street	D. Donald	Miss E. J. Herbert	118	118							1			
Beacon Hill	D. Donald	Miss I. E. Adams	144	144			2			3	5			
Boys' Central	D. Donald	Miss E. J. Herbert	304	304			3	1						
Burnside	D. Donald	Miss C. Mowbray	237	237			3			4	7			
Sir James Douglas	D. Donald	Miss E. J. Herbert	508	508			7			5	8		2	1
George Jay	D. Donald	Miss I. E. Adams	432	432			15			10	13			
Girls' Central	D. Donald	Miss E. J. Herbert	356	356			8			1	3		1	
Margaret Jenkins	D. Donald	Miss E. J. Herbert	314	314			3			3	5			
King's Road	D. Donald	Miss C. Mowbray	22	22										
Kingston Street	D. Donald	Miss I. E. Adams	150	150			1			7	7			
North Ward	D. Donald	Miss C. Mowbray	324	324		1	9			2	3			
Oaklands	D. Donald	Miss C. Mowbray	507	507			11		1	6	8			
Quadra Street	D. Donald	Miss C. Mowbray	247	247			3			8	10			
Quadra Primary	D. Donald	Miss C. Mowbray	145	145			7			4	9			
Railway Street	D. Donald	Miss C. Mowbray	51	51										
South Park	D. Donald	Miss I. E. Adams	333	333			14		1	5	12			1
Spring Ridge	D. Donald	Miss I. E. Adams	160	160			11	1		1	3			
Victoria West	D. Donald	Miss I. E. Adams	294	294			4			3	5			

RURAL MUNICIPAL

Burnaby:														
Armstrong Avenue	J. G. McCammon		55	53			1	2	1	1	4	39	9	3
Barnet	J. G. McCammon		35	35					1		5	23	6	
Capitol Hill	J. G. McCammon		268	268			7		7	8	34	163	51	5
Douglas Road	J. G. McCammon		222	220		2	8	2	4	6	28	133	42	2
Edmonds Street	J. G. McCammon		565	558	1	2	13		21	23	72	347	80	12
Gilmore Avenue	J. G. McCammon		784	782	1	2	24	1	32	32	110	488	128	10
Hamilton Road	J. G. McCammon		25	24			1					16	2	1
Inman Avenue	J. G. McCammon		186	186		1	5		7	5	29	126	37	1
Kingsway, West	J. G. McCammon		641	641		1	3		9	5	80	401	119	10
Kitchener Street	J. G. McCammon		311	303			11	1	16	16	58	196	69	7
Nelson Avenue	J. G. McCammon		453	446		1	8	1	21	29	61	296	29	5
Riverway, East	J. G. McCammon		91	91			5		2		8	60	12	
Riverway, West	J. G. McCammon		34	34		1			2	4	6	21	6	
Schou Street	J. G. McCammon		102	102			3		1		9	56	14	2
Seaforth	J. G. McCammon		17	17					2	2	4	11	2	
Second Street	J. G. McCammon		114	114			4	1	1	1	11	75	19	2
Sperling Avenue	J. G. McCammon		54	54			5			1	6	29	7	1
Stride Avenue	J. G. McCammon		81	81			1		2	2	18	48	15	
Windsor Street	J. G. McCammon		257	257		1	4		6	10	30	155	41	3
Chilliwack:														
Atchelitz	R. McCaffrey	Miss W. Green	113	113	7	3	7	2	25	39	35	56	5	9
Camp Slough	R. McCaffrey	Miss W. Green	22	22	3	2	3		1	4	5	3		2

SCHOOLS—*Continued.*

Other Conditions, specify, (Nervous, Pulmonary, Cardiac Disease, etc.).	Vermin.	Scabies.	Impetigo.	Ringworm.	Acute Fevers which have occurred during the Past Year.	Condition of Building. State if crowded, poorly ventilated, poorly heated, etc.	Closets. State if clean and adequate.
No. vaccinated, 120; cardiac, 4	4	4			Chicken-pox, 2; diphtheria, 3; diphtheria carriers, 1		
No. vaccinated, 223; cardiac, 7; pulmonary, 2	7	4	3	10	Chicken-pox, 69; whooping-cough, 4; scarlet fever, 4		
Cardiac, 1; nervous, 6; posture, 3; *pallor, 4; defective speech, 1*		3	2	4	Mumps, 1; chicken-pox, 4	Good	Clean; adequate.
Cardiac, 8; nervous, 8; pallor, 8; chronic bronchitis, 1; posture, 11; pulmonary, 2		6		2	Chicken-pox, 52; scarlet fever, 1; whooping-cough, 4	Good	Clean; adequate.
Cardiac, 6; nervous, 7; flat-chested, 4; pallor, 7; posture, 3		8		4	Diphtheria, 1; diphtheria carriers, 1; chicken-pox, 2; scarlet fever, 1; mumps, 4	Good	Clean; adequate.
Harelip and cleft palate, 1; endocarditis, 2; stammering, 1; congenital dislocation of hip, 1; partial paralysis of one arm, 1		23	16		Scarlet fever, 43; rheumatic fever, 2; rubella, 7; whooping-cough, 6; appendectomy, 5	Good	Clean; adequate.
Nervous, 1; defective speech		1	2	4	Chicken-pox, 14	Building good; well ventilated and heated	Good.
		3	7			Good	Good.
Nervous, 1; defective speech		14	11	10	Chicken-pox, 18	Good	To be improved this year.
Orthopædic, 1	3		16	3	Whooping-cough, 17; chicken-pox, 4	Good	Good.
		20	16	2	Chicken-pox, 24	Good	Good.
Cardiac, 1; pulmonary, 1		4	10		Chicken-pox, 7	Good	Good.
		11	11	3	Chicken-pox, 11	Good	Good.
Cardiac, 1; pulmonary, 1		7	8	2	Chicken-pox, 21	Good	Good.
						Condemned	
		9	6			Fair	Fair.
Orthopædic, 1		9	17		Chicken-pox, 1	Building fair; heating and ventilation good	Good.
Nervous, 2		17	13	2	Chicken-pox, 51; whooping-cough, 1	Good	Good.
Cardiac, 1		4		1		Good	Good.
Cardiac, 1		6	15	3	Chicken-pox, 1; whooping-cough, 1	Good	Good.
Cardiac, 2		3	2			Good	Good.
		2			Chicken-pox, 18; diphtheria, 1	Fair	Fair.
					Chicken-pox, 6; whooping-cough, 3	Good	Good.

SCHOOLS.

Corrected vision, 2						Good	Yes.
	3					Good	Yes.
Heart, 1; corrected vision, 4						Good	Yes.
Heart, 1; orthopædic, 2; corrected vision, 7	4					Good	Yes.
Heart, 3; orthopædic, 3; corrected vision, 22		2				Good	Yes.
Heart, 1; orthopædic, 7; corrected vision, 24	5	2				Good	Yes.
Corrected vision, 3						Good	Yes.
Orthopædic, 1; corrected vision, 4						Good	Yes.
Orthopædic, 1; corrected vision, 31		6				Good	Yes.
Heart, 1; orthopædic, 2; corrected vision, 6	1	1				Good	Yes.
Heart, 1; orthopædic, 2; corrected vision, 22		3				Good	Yes.
Corrected vision, 5		2				Good	Yes.
Orthopædic, 1; corrected vision, 1						Good	Yes.
Orthopædic, 1; corrected vision, 1						Good	Yes.
						Good	Yes.
Corrected vision, 3						Good	Yes.
Corrected vision, 3	2					Good	Yes.
Orthopædic, 2		2				Good	Yes.
Corrected vision, 9	1					Good	Yes.
Corrected vision, 5; tonsillectomies, 3; teeth corrected, 5	6	1	1		Whooping-cough, 7; chicken-pox, 1; measles, 26	Good	Fair.
Pulmonary, 1; tonsillectomy, 3	4				Whooping-cough, 13	Good	Fair.

RURAL MUNICIPAL

Name of School.	Medical Inspector.	School Nurse.	No. of Pupils enrolled.	No. of Pupils examined.	Malnutrition.	Defective Mentality.	Defective Vision.	Defective Hearing.	Defective Nasal Breathing.	Adenoids.	Enlarged Tonsils.	Defective Teeth.	Enlarged Glands.	Goitre.
Chilliwack—Continued.														
Cheam	R. McCaffrey	Miss W. Green	61	61	4	2	3		4	7	7	12	1	5
East Chilliwack	R. McCaffrey	Miss W. Green	75	75	4		8		5	13	14	25		17
Fairfield Island	R. McCaffrey	Miss W. Green	28	28	2		4		5	9	9	20		
Lotbiniere	R. McCaffrey	Miss W. Green	14	14					4	9	9		1	
Promontory Flats	R. McCaffrey	Miss W. Green	27	27	3		2		6	7	7	22	2	
Robertson	R. McCaffrey	Miss W. Green	156	156	9		8		39	51	50	65	4	16
Rosedale	R. McCaffrey	Miss W. Green	163	163	9	10	10		31	41	41	76	5	16
Ryder Lake	R. McCaffrey	Miss W. Green	14	14	1	2	5		5	7	7	8		2
Sardis	R. McCaffrey	Miss W. Green	196	196	18	7	11	2	40	46	46	66		5
Strathcona	R. McCaffrey	Miss W. Green	52	52	6	3	2		14	15	15	22		4
Sumas	R. McCaffrey	Miss W. Green	73	73	4		7		16	21	21	24		4
Yarrow No. 1	R. McCaffrey	Miss W. Green	75	75	6		11		21	44	49	25		13
Yarrow No. 2	R. McCaffrey	Miss W. Green	23	23			3		13	13	15	11		1
Coldstream:														
Coldstream	S. G. Baldwin		93	90	4		5	1	4	7	7	4		3
Lavington	S. G. Baldwin		35	33	1	2	2		4	8	8	3		1
Coquitlam:														
Central	Bruce Cannon		66	58	2		4			9	14	9		8
Glen	Bruce Cannon		25	25	1					2	2	5		
Maillardville	Bruce Cannon		151	145	3		1	1		12	15	18	1	15
Mountain View	Bruce Cannon		62	57	1		1			7	7	8		4
Victoria Drive	Bruce Cannon		24	22							4	3		2
Cowichan, North:														
Chemainus	H. B. Rogers	Miss L. Servos	194	192			10	2	4	14	40	44	10	6
Crofton	H. B. Rogers	Miss L. Servos	24	23					1	2	5	11	1	1
Westholme	H. B. Rogers	Miss L. Servos	15	11							2	4	1	
Delta:														
Annacis Island	A. A. King		17	16			1			2	3	4		1
Annieville	A. A. King		20	18		2	1			1	1	3		
Boundary Bay	A. A. King		29	25	2	1		1	2	4	5	6	2	
Canoe Pass	A. A. King		17	16	2	2			3	5	5	3	2	
Delta, Central	A. A. King		293	282	6	10	16	3	19	31	49	25		6
Delta, East	A. A. King		29	29				1	3	9	9	9	4	
Kennedy	A. A. King		52	52	2		4		9	15	19	13	3	1
Sunbury	A. A. King		57	52		2	5	2	7	8	15	12	7	3
Trenant	A. A. King		21	18							2	1		1
Westham Island	A. A. King		21	20	1		2		3	3	3	2		
Esquimalt:														
Lampson Street	J. S. McCallum	Miss E. Morrison	542	498		3	2	2	23	23	61	86	10	2
Kent:														
Agassiz	P. McCaffrey		178	168	2	3	8	5	79	79	79	26	5	21
Harrison Mills	P. McCaffrey		28	27			4	1	11	11	11	8		1
Langley:														
Aldergrove	B. B. Marr		47	46			2			2	2	9		
Belmont	B. B. Marr		28	27	3	1		2	2	3	5			
County Line	B. B. Marr		82	81			4		3	3	7	6		1
Langley, East	B. B. Marr		26	23			1		1	1	2	4		2
Langley, Fort	B. B. Marr		68	65		2	2	1	3	5	6	9		
Glenwood	B. B. Marr		23	22		1	2		1	1	1	5		
Glen Valley	B. B. Marr		27	24			1		3	2	3	4		
Langley Prairie	B. B. Marr		137	133	1	1	7		4	6	16	16		
Milner	B. B. Marr		97	90		1	14		5	5	10	15		2
Murrayville	B. B. Marr		138	130	1	1	14		2	5	17	18	1	
Otter	B. B. Marr		55	51			1		1	4	8	10	1	
Otter, South	B. B. Marr		24	20			2				2	4		
Patricia	B. B. Marr		32	28			1				1	4		
Sperling	B. B. Marr		28	28			1			1	1	4		
Springbrook	B. B. Marr		17	16			1			2	2	4		
West Langley	B. B. Marr		85	79			3			2	5	9		

SCHOOLS—*Continued.*

Other Conditions, specify, (Nervous, Pulmonary, Cardiac Disease, etc.).	Vermin.	Scabies.	Impetigo.	Ringworm.	Acute Fevers which have occurred during the Past Year.	Condition of Building. State if crowded, poorly ventilated, poorly heated, etc.	Closets. State if clean and adequate.
Corrected vision, 1; tonsillectomy, 3	12			2	Measles, 1	Fair	Poor.
Vision corrected, 2; tonsillectomy, 3		1	2			Fair	Fair.
Tonsillectomy, 3		1	1		Whooping-cough, 3	Good	Fair.
		2			Whooping-cough, 8	Good	Good.
Corrected vision, 2		1				Good	Poor.
Orthopædic, 1; tonsillectomy, 6; corrected vision, 6		2			Mumps, 1; measles, 1; whooping-cough, 11	Good	Fair.
Corrected vision, 3; tonsillectomy, 5; orthopædic, 2; pulmonary, 3	5	4	1		Chicken-pox, 10; whooping-cough, 16	Good	Good.
Cardiac, 1						Good	Good.
Orthopædic, 2; cardiac, 2; asthma, 1; appendix, 2; corrected vision, 11; tonsillectomy, 6	7	1	2	3			
Pulmonary, 3; tonsillectomy, 5; diabetes, 1			1		Whooping-cough, 12	Fair	Poor.
Pulmonary, 2; cleft palate, 1; corrected vision, 3; tonsillectomy, 2	6		1		Measles, 39; whooping-cough, 15	Good	Good.
Corrected vision, 7; pulmonary, 3; tonsillectomy, 1			7		Whooping-cough, 15	Good	Inadequate.
Corrected vision, 1					Whooping-cough, 5	Good	Very poor.
						Good condition	Yes.
					Scarlet fever, 2	Good condition	Yes.
Granular lids, 1; disabled hand, 1; impediment in speech, 1; mitral regurgitation, 1; Meibomian cyst; lordosis from hip-disease, 1		1			Chicken-pox	Adequate	Clean; adequate.
						Repair of toilet and basement	Clean; adequate; require disinfectant.
Bronchitis, 2; granular lids, 3	1		1	1	Chicken-pox	Additional room required	Lack of water; clean.
Pigeon-chested, 2; styes, 1; impediment in speech, 1; granular lids, 1						Adequate	Not clean, due to lack of water.
Bronchitis, 1; granular lids, 1						Minor repairs	Clean; adequate; require disinfectant.
Cardiac, 5; acne, 4						Not crowded; ventilation and heating good	Clean; adequate.
Pulmonary, 1; acne, 1						Not crowded; ventilation and heating fair	Clean; adequate.
Nervous, 1						Not crowded; ventilation and heating good	Clean; adequate.
						Good	Fair.
Infantile paralysis, 1; dumb, 1	2			1		Good	Clean.
					Whooping-cough, 4	Good	Clean.
	4	3				Good condition	Clean.
Infantile paralysis, 1; club-foot, 1			4			Excellent	Good.
						Good	Clean.
						Good repair	Clean.
					Mumps, 3	Good	Clean.
					Pneumonia, 1	Good	Clean.
Bronchitis, 1						Good condition	Clean.
Cardiac, 2	2	4	12		Diphtheria, 1	Good	Clean; adequate.
Cardiac, 1						Good	Good.
						No	No.
				1		Good	Yes.
						Good	Yes.
						Good	Yes.
						Good	Yes.
					Whooping-cough	Good	Yes.
						Good	Yes.
						Good	Yes.
					Whooping-cough	Good	Yes.
						Good	Yes.
					Whooping-cough; mumps	Good	Yes.
						Good	Yes.
						Good	Yes.
					Chicken-pox; whooping-cough	Good	Yes.
						Good	Yes.
Infantile paralysis						Good	Yes.
					Diphtheria	Good	Yes.

RURAL MUNICIPAL

Name of School.	Medical Inspector.	School Nurse.	No. of Pupils enrolled.	No. of Pupils examined.	Malnutrition.	Defective Mentality.	Defective Vision.	Defective Hearing.	Defective Nasal Breathing.	Adenoids.	Enlarged Tonsils.	Defective Teeth.	Enlarged Glands.	Goitre.
Maple Ridge:														
Albion		Miss H. Fawcett	19	19	2	1		1	1		3	3	2	2
Alexander Robinson		Miss H. Fawcett	159	149	19		6	2	3		20	52	7	5
Hammond		Miss H. Fawcett	208	204	24	3	8	3	3		45	75	10	8
Haney		Miss H. Fawcett	273	264	25		8	2	5		49	54	12	8
Maple Ridge		Miss H. Fawcett	83	82	15		4	1	1		12	16	3	2
Ruskin		Miss H. Fawcett	31	31	1	1	1		1		9	10	2	2
Webster's Corners		Miss H. Fawcett	83	80	13	1	3	1	2		11	26	3	3
Whonnock		Miss H. Fawcett	102	101	6		5	1	2		13	27	3	3
Yennadon (S. Lillooet)		Miss H. Fawcett	24	20	2	1	4		1		6	6	2	1
Mission:														
Cedar Valley		Miss H. Fawcett	68	65	9	1	3		3		19	25	5	3
Hatzic		Miss H. Fawcett	70	70	8	2	8	2	6		14	21	5	3
Mission Public		Miss H. Fawcett	407	407	51	6	34	4	9		69	185	22	22
Silverdale		Miss H. Fawcett	34	33	5	1	1	2	3		14	15	4	2
Silverhill		Miss H. Fawcett	27	27	3	1	3		2		4	10	1	1
Stave Falls		Miss H. Fawcett	30	29	6		1		2		7	7	4	2
Stave Gardens		Miss H. Fawcett	16	16	2	1	1		1		7	9	2	
Steelhead		Miss H. Fawcett	18	18	2	1	2	1	2		2	10	2	1
Oak Bay:														
Monterey	J. N. Taylor	Miss Bradshaw	369	359		2	11	1	12	5	34	24	2	7
Willows	J. N. Taylor	Miss Bradshaw	261	247		1	10	1	11	5	38	20	2	4
Peachland	Wm. Buchanan		49	44							14	13		37
Penticton	H. McGregor	Miss M. A. Twiddy	640	640	21	20	42	29	1	52	154	153	60	37
Pitt Meadows	G. Morse		179	174	25		9	2			37	42	12	3
Richmond:														
Bridgeport	W. K. Hall		430	420	5	1	17	2	10	40	40	50	7	8
Lord Byng	W. K. Hall		600	500	2		12		20	25	72	110	10	3
General Currie	W. K. Hall		28	20			1		1	2	4	5		
English	W. K. Hall		27	23	3		4		1	2	3	5		1
Mitchell	W. K. Hall		102	95	3		2				4	6	2	1
Saanich:														
Cedar Hill	D. Berman	Miss M. Harvey	171	170	10	7	10	14	2		17	41	15	1
Cloverdale	D. Berman	Miss M. Harvey	284	274	4	4	5	7			30	86	27	8
Craigflower	D. Berman	Miss C. Rose	115	110	1	9	3	2	2		14	34	16	
Gordon Head	D. Berman	Miss M. Harvey	55	55		3	5	4			4	11	11	
Keating	D. Berman	Miss M. Harvey	60	59	1	9	5	5			4	14	5	
Lake Hill	D. Berman	Miss M. Harvey	59	57		6	4	3	1		4	10	6	2
McKenzie Avenue	D. Berman	Miss C. Rose	156	151		24	1	4	3		11	34	14	1
Model School	Jas. P. Vye	Miss M. Harvey	64	64		2	6					3		
Prospect Lake	D. Berman	Miss C. Rose	63	59	1	7	2				3	4	3	2
Royal Oak	D. Berman	Miss M. Harvey	92	101	2	4	7	8			11	19	8	4
Saanichton	D. Berman	Miss M. Harvey	27	25		2	3				2	6	6	
Saanich, West	D. Berman	Miss E. Naden	59	52		1		2			4	8	2	1
Strawberry Vale	D. Berman	Miss E. Naden	109	111	1	6	2	9			8	19	7	2
Tillicum	D. Berman	Miss C. Rose	300	298	2	5	4	9	2		47	27	31	3
Tolmie	D. Berman	Miss C. Rose	258	256	11	15	6	17	2		26	79	21	2
Salmon Arm:														
Broadview	Drs. Beech & Beech		23	22	1		1		1	2	6	7	1	7
Canoe, North	Drs. Beech & Beech		66	59	4	2	1	2	4	4	12	15	6	9
Canoe, South	Drs. Beech & Beech		28	26	2		2	1	1	1	3	6		4
Glenden	Drs. Beech & Beech		21	21			6		1	4	3	9	2	1
Larch Hill	Drs. Beech & Beech		31	27			1		3	5	11	7	2	1
Mount Ida	Drs. Beech & Beech		38	30	3		6	1	2	5	5	8	5	4
Salmon Arm, West	Drs. Beech & Beech		54	30	3				3	3	9	8		4
Sumas:														
Huntingdon	J. M. McDiarmid		76	70	4		5		3	3	8	6	2	9
Kilgard	J. M. McDiarmid		85	80	2		3	1	7	7	11	6	4	4

SCHOOLS—*Continued.*

Other Conditions, specify, (Nervous, Pulmonary, Cardiac Disease, etc.).	Vermin.	Scabies.	Impetigo.	Ringworm.	Acute Fevers which have occurred during the Past Year.	Condition of Building. State if crowded, poorly ventilated, poorly heated, etc.	Closets. State if clean and adequate.
		1	3		Chicken-pox, 5	Satisfactory	Yes.
	4	2	3		Smallpox, 5; scarlet fever, 7	One room poorly lighted; two rooms rather crowded	Adequate; clean.
	3	3	3		Chicken-pox; whooping-cough	Good	Good.
Erysipelas, 1		2	5		Diphtheria, 1; scarlet fever; whooping-cough	Good	Good.
Pneumonia, 1		1	1		Chicken-pox, 2; whooping-cough	Good	Good.
	2				Whooping-cough	Water-supply unsatisfactory	Room for improvement.
					Smallpox; whooping-cough	Good	Adequate; clean.
Nervous, 1		3			Whooping-cough; chicken-pox	Water-supply unsatisfactory	Adequate; clean.
						Satisfactory	Yes.
			3		Tonsillitis, 4	One room poorly lighted	Yes.
Chorea, 1	1		1			Good	Yes.
Pneumonia, 2; rhuematism, 1		3	8	3	Scarlet fever; whooping-cough; chicken-pox	Considerable room for improvement	
		3	4		Chicken-pox; whooping-cough	Fair	Adequate; clean.
			1		Chicken-pox, 3	Excellent	Excellent.
Cardiac, 1; chronic eczema, 3					Chicken-pox, 1	Good	Clean but small
					Scarlet fever	Good	Good.
		2	1		Whooping-cough	Fair; some of seats and desks poor	Adequate; clean.
Anæmia, 12; cardiac, 6					Chicken-pox; mumps; measles	Well heated and ventilated; no overcrowding	Clean; adequate.
Diabetes, 2; anæmia, 7; cardiac, 5; asthma, 1; acne, 1; cleft palate, 1					Chicken-pox; mumps	Well heated and ventilated; no overcrowding	Clean; adequate.
						Satisfactory	Clean; adequate.
Cardiac, 2; postural defects, 13; orthopædic, 3		11	6		Scarlet fever, 8; mumps, 1; whooping-cough, 8; smallpox, 3; chicken-pox	Satisfactory	Clean; adequate.
Cardiac, 3; nervous, 2; pulmonary, 1; orthopædic, 1			5	3		Good	Good.
Cardiac, 1					Measles, 1; smallpox, 1; chicken-pox, 1	Crowded	Fair.
			2		Infantile paralysis, 2; whooping-cough, 25	Good	Good.
						Good	Good.
						Fair	Fair.
					Whooping-cough, 2	Good	Good.
Cardiac, 4		1	9	1	Chicken-pox, 2		
Posture, 2; cardiac, 11; stammering, 2; pulmonary, 4	1						
Cardiac, 1		1	3	1	Chicken-pox, 2		
Cardiac, 3; cleft palate, 1; pulmonary, 2					Scarlet fever, 4		
Cardiac, 5; nephritis, 1; pulmonary, 1					Chicken-pox, 18; scarlet fever, 1		
Cardiac, 1			3		Diphtheria, 1		
Pulmonary, 3; cardiac, 1; congenital dislocation of hips, 1			6		Whooping-cough, 1; diphtheria, 1; conjunctivitis, 2		
Pulmonary, 1; mitral stenosis, 1					Otitis media, 1; pertussis, 2	Good	Yes.
		1	2		Conjunctivitis		
Pulmonary, 3; anæmia, 1; cardiac, 1; umbilical hernia, 1			3				
					Conjunctivitis, 3; measles, 1; mumps, 1		
Cardiac, 3		1	7	1	Chicken-pox, 16; conjunctivitis, 1		
Cardiac, 10; pulmonary, 5; strabismus, 3; posture, 1	1	1	8		Chicken-pox, 28; whooping-cough, 1		
Cardiac, 6; pulmonary, 5; strabismus, 2			3	1	Chicken-pox, 8; diphtheria, 1; scarlet fever, 1		
						O.K.	Yes.
					Whooping-cough	O.K.	Yes.
						O.K.	Yes.
Cleft palate, 1						O.K.	Yes.
					Osteomyelitis, 1	O.K.	Yes.
Cardiac, 2					Whooping-cough	O.K.	Yes.
					Whooping-cough	O.K.	Yes.
Cardiac, 1						Good	Good.
Tongue-tie, 1						Advise more toilets, better water-supply, and sanitary drinking-cups	

RURAL MUNICIPAL

Name of School.	Medical Inspector.	School Nurse.	No. of Pupils enrolled.	No. of Pupils examined.	Malnutrition.	Defective Mentality.	Defective Vision.	Defective Hearing.	Defective Nasal Breathing.	Adenoids.	Enlarged Tonsils.	Defective Teeth.	Enlarged Glands.	Goitre.
Sumas—Continued.														
Straiton	J. M. McDiarmid		26	23	1		1		3	3	2	3		1
Upper Sumas	J. M. McDiarmid		139	130	5		6	2	13	13	19	11	6	15
Summerland	F. W. Andrew		315	308	56		18		12	41	99	165	82	56
Surrey:														
Anniedale	F. D. Sinclair		24	24							2			
Clayton	F. D. Sinclair		82	75	5		3		1		6	1	7	
Cloverdale	F. D. Sinclair		195	189	5		8			2	8		10	6
Colebrook	F. D. Sinclair		22	22	1					1	2			1
Crescent	F. D. Sinclair		29	26							1		5	
Elgin	F. D. Sinclair		23	22	3		1						4	
Grandview Heights	F. D. Sinclair		26	24		1					1		4	1
Green Timbers	F. D. Sinclair		15	14			2				1		1	2
Hall's Prairie	F. D. Sinclair		102	101	1		4		2	2	11	2	5	
Hjorth Road	F. D. Sinclair		25	25	3						2	1	3	1
Johnston Road	F. D. Sinclair		59	57	1		5				12	1	3	2
Kensington, East	F. D. Sinclair		35	35	1		2				5		3	2
Kensington Prairie	F. D. Sinclair		44	37	4		3			1	2			
Newton	F. D. Sinclair		101	94	1		4				1	1	3	4
Port Kells	F. D. Sinclair		79	77	4		6		2		5	2	2	2
Port Mann	F. D. Sinclair		59	56	6		5				5	1	5	2
Strawberry Hill	F. D. Sinclair		72	71	2		3				11	2	4	2
Surrey Centre	F. D. Sinclair		33	29			2			1	2		3	1
Tyne Head	F. D. Sinclair		58	52			2				7			1
Westminster, South	F. D. Sinclair		166	159	4		13				5	2	5	9
White Rock	F. D. Sinclair		150	146	6	2	3				11		9	1
Woodward's Hill	F. D. Sinclair		34	34		1	1						4	3
Vancouver, North:														
Capilano	G. F. Amyot	Miss N. Armstrong.	130	129	17	4	7	2	9	7	25	90	26	11
Dollarton	G. F. Amyot	Miss N. Armstrong.	46	46	6	4		1	4	6	10	31	11	3
Keith Lynn	G. F. Amyot	Miss N. Armstrong.	99	98	7	3	10	1	11	8	29	49	30	7
Lynn Valley	G. F. Amyot	Miss N. Armstrong.	282	282	27	12	21	8	38	18	59	230	66	29
North Star	G. F. Amyot	Miss N. Armstrong.	185	180	18	3	8	2	21	15	42	123	44	19
Vancouver, West:														
Dundarave	A. C. Nash		52	48							11	24	11	
Hollyburn	A. C. Nash		373	340		1	1	1	1	1	99	174	16	1
Pauline Johnson	A. C. Nash		331	310		2	6	2	2	2	71	113	46	6

RURAL AND

Abbotsford Public	J. M. McDiarmid		222	210	15	1	12	1	18	18	35	17	10	16
Adelphi	K. Terry		11	10			1	1			5	4	6	
Ainsworth	D. J. Barclay		15	15	5		2			7	8	2	4	
Albert Canyon	A. L. Jones		12	11								4		
Albert Head	I. Bastow Hudson		12	12						2	3	1	1	
Albreda	J. A. Shotten		10	10			1		1	1	7	5	6	
Alert Bay	B. F. Johnson		50	48		1	3			1	4	25	1	
Alexandria	G. R. Baker			14			1		2	2	1	1	1	
Alexis Creek	J. E. Knipfel		13	13			2				2			1
Aleza Lake	J. T. Steele		27	27			2		6	6	6	4	5	5
Alice Arm	D. R. Learoyd		8	8			2	1			1	3	1	1
Alice Siding	G. B. Henderson		25	25						4	5	6		
Allenby	R. S. Manson		36	36						1	4	12		

SCHOOLS—*Continued.*

Other Conditions, specify, (Nervous, Pulmonary, Cardiac Disease, etc.).	Vermin.	Scabies.	Impetigo.	Ringworm.	Acute Fevers which have occurred during the Past Year.	Condition of Building. State if crowded, poorly ventilated, poorly heated, etc.	Closets. State if clean and adequate.
Spinal curvature, 1		2				Fair	Fair.
Cardiac, 1; blepharitis, 1						Crowded	Not properly kept.
Eczema, 3; acne, 3; anæmia, 6; cardiac, 2; pulmonary, 1; conjunctivitis, 1					Chicken-pox	Frame on concrete; good	All good.
						Crowded; water not fit to drink	Good.
Anæmia, 1		3	3			Basement damp; no water	Good.
Anæmia, 2; pigeon-chest, 1; left inguinal hernia, 1		4	8			Needs painting	Poor.
						Good	Good.
Functional systolic, 1						Room dark; water scanty	Good.
Functional systolic, 1					Mumps, 3	Good	Good.
						Good	Poor.
Deviated septum, 1						Adequate	Clean.
Tongue-tie, 2; old infantile paralysis, 1; eczema, 1; D.A.H., 1; mitral *stynosis*, 1						Good	Good.
Anæmia, 1						Lighting poor	Clean.
Endocarditis, 2; keloid, 1; defective palate due to operation, 1					Scarlet fever, 2	Good	Good.
			6			Good	Good.
Eczema, 1; asthma, 1						Good	Poor.
					Chicken-pox	Basement room crowded; no water	Good.
Functional systolic, 1						Needs painting	Poor.
D.A.H., 1; pigeon-chest, 1; eczema, 1; impediment in speech, 1		5				Crowded	Good.
Mitral insufficiency, 2; D.A.H., 1; impediment in speech, 1	5					Water-supply uncertain; rooms need painting	Poor.
Endocarditis, 1		2				Crowded; water doubtful	Clean.
						Lighting poor	Poor.
Rachitic chest, 1; anæmia, 4; D.A.H., 2; V.D.A., 1; cleft palate, 1	1	3			Typhoid, 2	Manual-training room inadequate	Poor.
Ulcer of cornea, 1; defective palate due to operation, 1; spinal deformity, 1	3					Needs painting	Poor.
Systolic, 1; pigeon-chest, 1	2				Scarlet fever, 3	Good	Fair.
Cardiac, 5; pulmonary, 1; nervous, 4; posture, 2; pallor, 3		2			Diphtheria, 15; diphtheria carriers, 7; chicken-pox, 2	Good	Clean; adequate.
Nervous, 3; posture, 4; pallor, 4						Good	Clean; adequate.
Cardiac, 3; posture, 3; nervous, 2; hernia, 1; pallor, 5		4				Good	Clean; adequate.
Cardiac, 2; nervous, 6; anæmia, 5; pulmonary, 1; posture, 3; defective speech, 1; hydrocephalis, 1; pallor, 4		4		2	Scarlet fever, 4; whooping-cough, 3; chicken-pox, 32; conjunctivitis, 1	Good	Clean; adequate.
Cardiac, 6; nervous, 3; defective speech, 4; posture, 1; pallor, 11	1		4		Mumps, 2; conjunctivitis, 2; German measles, 1	Good	Clean; adequate.
						Good	Both.
						Good	Both.
Skin-trouble, 1						Good	Both.

ASSISTED SCHOOLS.

Eczema, 1; curvature of spine, 1; bronchitis, 1; cardiac disease, 1		1			No epidemics during the year	Good	Good.
						Poor	One poor.
Mastoid, 1 (acute)						Fair	Fair.
Birch paralysis, 1						Fair	Yes.
Anæmic, 1; rickets, 1						Water-supply bad	Adequate.
						Poorly ventilated	Good.
						Good	Good.
					Influenza	Good	Yes.
					Influenza	Fairly adequate in every way	Clean; adequate.
						Fair	Satisfactory.
1 case of chronic supp. otitis media of long standing					No epidemic or other diseases	Satisfactory	Yes.
Eczema, 1						Good	Clean; adequate.
Fractured shoulder, 1						Good	Clean; adequate.

RURAL AND

Name of School.	Medical Inspector.	School Nurse.	No. of Pupils enrolled.	No. of Pupils examined.	Malnutrition.	Defective Mentality.	Defective Vision.	Defective Hearing.	Defective Nasal Breathing.	Adenoids.	Enlarged Tonsils.	Defective Teeth.	Enlarged Glands.	Goitre.
Allen Grove	R. B. White		9	9			1	1			2	2		1
Anarchist Mountain	W. H. Wood		7	7			1				4	3	4	5
Anderson Creek	J. A. Ireland		8	7			1	1				3		
Anglemont	W. Scatchard		16	15							5	11	2	3
Annable	J. H. Palmer		37	34			3		1	1	1	14	1	2
Appledale	H. H. MacKenzie		17	17	1						1	4		1
Argenta	D. J. Barclay		7	7			1			1	2	1	3	
Arrowhead	A. L. Jones		18	18						2	3	2		
Arrow Park, East	H. F. Tyerman		9	9					2	1	2	2		
Arrow Park, West	H. F. Tyerman		18	18		1	1		6	6	6	4		
Ashcroft	R. Gibson		119	117	8	4	5	2		28	40	22	35	5
Ashton Creek	H. W. Keith		23	22			1				3	8		
Aspen Grove	G. H. Tutill		11	11			1				4	5	5	
Athalmer-Invermere	F. E. Coy		106	104	10		6	1	13	13	13	31		3
Atlin	L. G. C. D'Easum		26	23	2	1	2		1	6	5	5		1
Attachie	H. A. W. Brown		6	6										
Avola	J. A. Shotten		9	9			1		1	1	3	5	1	
Arras	W. A. Watson		12	11					1	3	2	4		2
Bainbridge	A. D. Morgan		9	9								7		1
Balfour	D. J. Barclay		23	22				6	8	1				
Balmoral	W. Scatchard		10	10						1	1	2		
Bamberton	F. T. Stanier		25	21	1				2	4	8	10		
Bamfield	Guy Palmer		32	32	1		4					10		3
Barkerville	G. R. Baker		13	13		3					3	3	1	
Barnston Island	G. Morse		23	22	5		3		2		8	14	4	1
Barriere	M. G. Archibald		7	7							1	3		2
Barriere Forks	M. G. Archibald		12	12			2		2		2	5	3	1
Baynes Lake	H. A. Christie		32	31					1	1	7	17		
Beaton	A. L. Jones		12	12			1				2	2		
Beaver Creek	A. D. Morgan		9	9							2	3		3
Beaver Cove	B. F. Johnson		18	18	3					2	3	7		
Beaver Point	R. D. Rush		7	6			1				2	3	2	
Beaver River	M. F. Lucas		8	8								1		
Beaverdell	W. H. Wood		13	13			1				8	5	10	6
Beaverley	H. S. Trefry		10	10						4	5	2	3	2
Begbie	A. L. Jones		10	10								5		1
Belford	H. H. MacKenzie		15	15	1	1		1			1	1		10
Bella Coola	H. A. McLean		36	35	7	3	2	1	3	8	20	21	12	24
Bella Coola, Lower	H. A. McLean		21	21	2	2	5		3	4	9	7	3	12
Bench	F. T. Stanier		25	24										
Bend	M. F. Lucas		12	12							2	2		1
Beresford	R. W. Irving		10	10					3	4	4			
Bevan	T. A. Briggs		41	39			2	3	7	18	18	10		
Bickle	T. C. Holmes		23	23	1		3		2	2	15	14	17	10
Big Creek	J. E. Knipfel		10	10	1		3		1	2	5	4	2	
Big Eddy	A. L. Jones		25	23			2				2	6		3
Big Lake	A. K. Connolly		7	4								1		
Birch Island	J. A. Shotten		18	17			3		1	1	2	9	2	
Birken	N. J. Paul		8	8								1		
Black Canyon	R. Gibson		7	7						6	4	2	1	
Black Creek	A. K. Connolly		7	7			1				1			
Black Pines	Burris Clinic		7	7	3		4	1			3	4	3	1
Blackpool	K. Terry		26	21	11		1		2	3	5	4	12	2
Blakeburn	J. E. Whitworth		95	93	2	2	3	1	3	3	10	30	10	2
Blind Bay	W. Scatchard		14	14						4	4	8		4
Blind Channel	B. F. Johnson		8	8			2			1	1	3		1
Bloedel	R. Ziegler		29	29		1			3	3	3	1	2	
Benvoulin	G. A. Ootmar	Mrs. Grindon	61	61	5		10			1	25	26		21
Blubber Bay	T. H. Lougheed		34	34							1	2		
Blucher Hall	K. Terry		8	8			2				2	5	4	4
Blue River	J. A. Shotten		24	22	2		2		3	1	6	12	7	2
Bonaparte	R. Gibson		7	7						1	3	2		
Bonchie	G. R. Baker		12	12		1	2		2	2	2	1		
Bonnington	H. H. MacKenzie		24	19	2		1				5	3	4	5
Boston Bar	A. E. Kydd		21	21							4	10	3	
Boswell	G. B. Henderson		15	14			2			2	2	4		1
Boundary Falls	W. H. Wood		12	12			3	1			8	6	10	10
Bowen Island	F. Inglis		25	25						6	6	10		
Bowie	A. L. Jones		15	15		1				1	1	5		
Bowser	C. Davidson		16	14			2				4	4	2	
Box Lake	H. F. Tyerman		19	19			1		7	7	7	4		1

ASSISTED SCHOOLS—*Continued.*

Other Conditions, specify, (Nervous, Pulmonary, Cardiac Disease, etc.).	Vermin.	Scabies.	Impetigo.	Ringworm.	Acute Fevers which have occurred during the Past Year.	Condition of Building. State if crowded, poorly ventilated, poorly heated, etc.	Closets. State if clean and adequate.
						Sufficient for a number of pupils	Satisfactory.
						Satisfactory	Yes.
						Good	Two; clean.
						Satisfactory	Yes.
						Too small	Good.
Cardiac, 1; orthopædic, 1						Good	Clean; adequate.
						Good	Good.
						Good	Yes.
						Good	Clean; adequate.
						Good	Clean; adequate.
Nervous, 1					Diphtheria	Good	Clean; adequate.
						Crowded	Yes.
						Satisfactory	Yes.
						Good	Good.
Eczema, 1					Whooping-cough	Not crowded; ventilation and heating satisfactory	Clean; adequate.
						Excellent; adequate	Yes.
						Satisfactory	Good.
						Temporary quarters	
						Good	Good.
Anæmia, 1						Good	Good.
						Satisfactory	Yes.
Lateral curvature, 1						Not crowded; poorly ventilated; well heated	Clean; adequate.
					Influenza	Good	Yes.
					Whooping-cough	Good	Good.
Broken nose, 1							
						Satisfactory	Clean; adequate.
						Good	Yes.
						Good	Good.
						Good	Good.
						Satisfactory	O.K.
						Satisfactory	O.K.
						Satisfactory	Yes.
						Good	Good.
						Good	Yes.
Cardiac, 1						Good	Clean; adequate.
Nervous, 1					Whooping-cough	O.K.	O.K.
Herpes, 1; boils, 1					Whooping-cough	Poor lighting	O.K.
						Crowded	O.K.
						Good	Five; clean.
	2				Whooping-cough	Good	Clean; adequate.
						Good	Fair.
					Many bad colds	Overcrowded; poorly ventilated and lighted	One; clean.
						Good	Yes.
						Good	Two; good.
						Satisfactory	To be replaced.
						Good	Good.
						Good	Clean; adequate.
						Good	Two; fair.
Bronchitis, 1					Influenza	O.K.	Yes.
		1	2		Influenza, 4	Good	Good.
			2			Satisfactory	Yes.
						Good	Good.
Mitral systolic, 1					Chicken-pox	Good	Good.
Scoliosis, 4; diabetes, 1		2				Overcrowded	Fair.
						Excellent	Yes.
Eczema, 1						Very satisfactory	Good.
						Good	Clean; adequate.
					Influenza	Good	Good.
						Good	Flush-toilets.
					Whooping-cough, 10	Good	Sanitation good; clean.
Harelip, 1						Good	Clean; adequate.
						Satisfactory	Yes.
Cardiac disease, 1						Good	Yes.
						Good	Not clean.
						Not crowded; well heated and ventilated	Clean; adequate.
						Good	All adequate and kept in very good condition.

RURAL AND

Name of School.	Medical Inspector.	School Nurse.	No. of Pupils enrolled.	No. of Pupils examined.	Malnutrition.	Defective Mentality.	Defective Vision.	Defective Hearing.	Defective Nasal Breathing.	Adenoids.	Enlarged Tonsils.	Defective Teeth.	Enlarged Glands.	Goitre.
Brackendale	N. J. Paul		31	31		1			2	2	4	8	1	
Brechin	O. G. Ingham		123	100	4	8	2	2	3	4	25	30	10	6
Bridesville	W. H. Wood		15	15			3				8	6	12	9
Bridge River	J. C. Stuart		20	20			3		2	2	1	12	2	
Brilliant	J. H. Palmer		132	120	1	4	6	3			10	39	3	53
Brisco	F. E. Coy		21	21	2				2	2	2	5	2	1
Britannia Beach	P. M. Wilson		71	71	2	1	1		6	4	18	31	16	7
Britannia Mine	J. W. Laing		102	98	7	5	10		22	24	37	49	72	12
Brocklehurst	K. Terry		22	22	1	1					11	13	13	9
Brookmere	G. H. Tutill		19	19					1	1	2	8	6	1
Brown Creek	W. Truax		11	11			2		1	1	2	3	2	1
Buffalo Creek	A. K. Connolly		8	6							2	4		
Bull River	H. A. Christie		14	14			2		2	2	4	7		2
Burgoyne Bay	R. D. Rush		17	15					1	3	3	5	3	
Burns Lake	T. C. Holmes		53	50	7	1	2	3	4	6	24	42	26	27
Burtondale	H. F. Tyerman		29	28			2		4	4	4	4		1
Cahilty	K. Terry		12	12			1			1	7	5	9	
Campbell Creek	M. G. Archibald		8	8	1	1						3		1
Campbell Ranch	R. W. Irving		6	6			1		1	1	1			
Campbell River	R. Ziegler		78	78	1	3	2		6	6	6	6	5	1
Camp No. 3	T. A. Briggs		25	25			1	1	2	5	5	7		
Canal Flats	F. E. Coy		58	57	3	1	2		3	3	3	26		1
Canyon	G. B. Henderson		62	61		2	6	1		10	11	12		6
Canyon Creek	H. S. Trefry		12	12						5	6	6	3	5
Carlin Siding	E. Buckell		25	24		1					2	6		
Carroll's Landing	H. F. Tyerman		11	10					4	4	4			
Carson	W. Truax		30	30	2	2	1		3	2	4	6	4	2
Cartier	A. L. Jones		23	23							1	7		7
Cascade	W. Truax		10	10					1	1	3	4	1	
Cassidy	D. P. Hanington	Miss J. Worthington	62	61	1		2	1		1	7	35		6
Castledale	Paul Ewert		9	9			1				3	1		
Castlegar	J. H. Palmer		77	76	3		4		2	2	15	24	8	4
Castle Rock	G. R. Baker		17	17		1			1	1	4	3		1
Cawston	D. McCaffrey	Mrs. Thomson	24	24	1	2	1				10	9		4
Cedar, East	O. G. Ingham		12	12				1	1	3	3	5		2
Cedar, North	O. G. Ingham		50	49			2			3	4	3	7	3
Cedar, South	O. G. Ingham		19	19	4	4				2	3	6	1	
Cedarvale	V. E. R. Ardagh	Miss F. B. Kemp	20	18							4	12		1
Celista	W. Scatchard		17	17			2			6	6	9		
Champion Creek	J. H. Palmer		26	21	1			1			3	8	3	7
Chapman Camp	J. F. Haszard		56	55	1	2	4			4	13	6		3
Charlie Lake	H. A. W. Brown		27	24			2				6	2		1
Chase	W. Scatchard		97	89						38	38	52	2	14
Chase Creek	W. Scatchard		21	21			1			4	4	9		3
Chase River	D. P. Hanington	Miss Worthington	51	51	3	1	1	7	9	13	14	24		3
Cherry Creek	A. D. Morgan		13	13							1	6		4
Chezacut	J. E. Knipfel		9	9			2				4	3	1	1
Chilco	W. Ross Stone		17	17			1		3	3	5	7		
Chilliwack River	W. E. Henderson		12	11						1	1	1		3
Chimney Creek	A. K. Connolly		7	6			1				3	2		
Chinook Cove	K. Terry		20	17	1		2			2	7	5	11	1
Christian Valley	W. H. Wood		10	10			2				8	2	4	6
Christina Lake	W. Truax		12	12			2				2	3		
Chu Chua	K. Terry		10	8							5	4	5	
Clayoquot	D. S. Dixson		62	60	2		2		2		13	15	7	
Clayton	H. A. W. Brown		11	10							2	2		
Clearwater	K. Terry		10	10	2		2		3	3	3	4	5	2
Clinton	R. Gibson		44	41			3	3		12	14	6	5	6
Clo-oose	W. E. Bavis		8	8					2	1	7	6	2	2
Coal Creek	W. Workman		70	70	5	2	8	2	4	4	5	21	3	5
Coalmont	J. E. Whitworth		42	42			1		2	2	4	13	3	1
Cobble Hill	F. T. Stanier	Cowichan Health Centre	44	43	2	1	1		4	1	11	21	2	1

ASSISTED SCHOOLS—*Continued.*

Other Conditions, specify, (Nervous, Pulmonary, Cardiac Disease, etc.).	Vermin.	Scabies.	Impetigo.	Ringworm.	Acute Fevers which have occurred during the Past Year.	Condition of Building. State if crowded, poorly ventilated, poorly heated, etc.	Closets. State if clean and adequate.
						Good	Good.
Cardiac, 2					Whooping-cough	Good	Clean.
						Satisfactory	Yes.
						Good	Clean; adequate.
Cardiac, 1			8		Pertussis, 10	No. 1, crowded; No. 2, screens needed; No. 3, good; No. 4, old barn	Nos. 1 and 4, no; Nos. 2 and 3, yes.
						Good	Good.
Chronic bronchitis, 1						Well ventilated and heated; not overcrowded	Clean; adequate.
Tachycardia, 6; vomiting spells, 1; blepharitis, 1; mitral regurgitation, 2					Chicken-pox; scarlet fever; whooping-cough	Crowded; well ventilated and heated	Clean; adequate.
						O.K.	O.K.
					Whooping-cough	Satisfactory	Yes.
						Good	Fair condition.
						Good; poor lighting	Two; poor.
						Satisfactory	Clean; adequate.
		3	2			Satisfactory	O.K.
						Good	O.K.
					Whooping-cough	Good	All adequate and kept in very good condition.
1 pupil is very much crippled; old infantile paralysis case; very little use of arms or legs						Wooden building in good repair, but not well heated; stove unsatisfactory	Two; fair repair; clean.
						Good	Two; clean.
Mitral systolic, 3						Good	Good.
Orthopædic defect, 1			3		Chicken-pox, 7	Good	Clean; adequate.
						Good	Good.
Adenitis, 1						Good	Clean; adequate.
Icthyosis, 1						Good	Good.
						Satisfactory	Yes.
						Good	Clean; adequate.
					Chicken-pox	Fair	Poor condition.
						Good	Yes.
					Mumps	Good	Fair.
Cardiac, 5; nervous, 1; pulmonary, 1						Satisfactory	Clean; adequate.
						Good	Inadequate.
Cardiac, 1						Good	Yes.
Appendicitis, 1; otitis media, 1							
Irregular, 1		1				Good	Fair.
						Good	Clean.
						Good	Clean.
						Good	Clean.
						O.K.	Two; O.K.
						Satisfactory	Yes.
		8			Pertussis, 24	Good	Yes.
						Well kept	Yes.
					Chicken-pox, 12	Excellent	Yes.
Cardiac, 1						Satisfactory	Yes.
						Satisfactory	Yes.
Cardiac, 2						Satisfactory	Clean; adequate.
						Good	Good.
					Many bad colds	Very good condition	Two; clean.
		1				Good	Yes.
						Good	Good.
						Good	Two; fair.
Thyroid, 3; flat chest, 1							
						Satisfactory	Yes.
						Good	Poor.
Bronchitis; trachoma						Good	To be attended to.
Catarrhal throats, 2; cardiac case, 1; defective posture, 2						Not crowded; well heated and ventilated	Clean; adequate.
						Excellent	Yes.
					Influenza	No	O.K.
					Whooping-cough	Good	Clean; adequate.
			4		Chicken-pox	Satisfactory	Clean; adequate.
Cardiac, 3; nervous, 4				3	Rheumatic, 2; scarlet fever, 4	Not overcrowded; well ventilated and heated	Four; in good shape.
					Pneumonia, 1; septic throat, 1	Good	Good.
Lordosis, 1							

RURAL AND

Name of School.	Medical Inspector.	School Nurse.	No. of Pupils enrolled.	No. of Pupils examined.	Malnutrition.	Defective Mentality.	Defective Vision.	Defective Hearing.	Defective Nasal Breathing.	Adenoids.	Enlarged Tonsils.	Defective Teeth.	Enlarged Glands.	Goitre.
Columbia Gardens	J. H. Palmer		12	11	2		1	1			3	6	2	2
Columbia Valley	W. E. Henderson		14	14			1					1		
Colwood	I. Bastow Hudson		49	48		1	6		2	3	9	7	5	1
Comox	T. A. Briggs		171	168		1	9	12	29	50	50	35		3
Concord	W. E. Henderson		19	18			3			5	5	2		3
Copper River	S. Mills		8	8	1				1	6	6			
Copper Mountain	R. S. Manson		26	26	1	1			1	2	1	8		
Corbin	R. Elliot		76	76	1	1	7	2	11	8	10	60	5	9
Cowichan Lake	D. S. McCaffie	L. H. Servos	64	63		2	11		2	2	20	18	12	4
Cowichan Station	F. T. Stanier	Cowichan Health Centre	47	36										
Craigellachie	A. L. Jones		14	13			1							
Crawford Bay	D. J. Barclay		31	30			5			5	7	5	10	
Cranberry Lake	A. Henderson		149	144	28	1	10	1	2	3	30	9	3	3
Crescent Valley	H. H. MacKenzie		20	10								5		1
Creston	G. B. Henderson		206	194	4	6	25	1	3	20	23	24		2
Creston, West	G. B. Henderson		14	12		1	3			3	3	4		
Criss Creek	M. G. Archibald		10	7				1					1	1
Crow's Nest			16	16	1	1	3	1	4	4	3	10	1	
Croydon	M. F. Lucas		13	13							1	2		
Crystal Springs	H. A. W. Brown		10	10							1			
Curzon	J. B. Henderson		14	14			1			2	2	4		
Darlington	H. L. Burris		13	13	1		2				1	1		
Dashwood	C. Davidson		24	23							5	16	8	
Dawson Creek	W. A. Watson		54	52			2		5	14	14	26		6
Dawson Creek, North	W. A. Watson		10	10						2	2	6		1
Dawson Creek, South	W. A. Watson		22	22					1	2	3	6		4
Decker Lake	T. C. Holmes		12	7			2		5	5	2	6	7	1
Deep Cove	S. W. Leiske	Miss G. Grant	14	13			1			1	3		4	
Deep Creek	H. W. Keith		33	32			3				3	6	1	1
Deer Park	J. E. H. Kelso		11	11			2				2	3		1
Denman Island	R. H. Mason		32	30			1		1		3	7		
Departure Bay	O. G. Ingham		11	11		3			1	2	3	5		
Deroche	W. H. McIntyre		35	32	4	1	4	1	10	10	10	7	7	6
Devereaux	W. A. Watson		10	10					1	2	3	3	1	1
Dewdney	W. H. McIntyre		97	94	6		3	1	15	29	29	15	13	22
Diamond	D. P. Hanington	Miss Worthington	21	21			1	1				11		2
Divide	R. D. Rush		14	14					1	2	3	4	3	
Dog Creek	A. K. Connolly		11	10								2		
Dome Creek	M. F. Lucas		14	14								9		
Donley's Landing	C. H. Ployart	Miss B. Newbolt	23	22			1			1	4	20		
Dorreen	V. E. R. Ardagh	Miss F. B. Kemp	7	7							1	4		
Doriston	F. Inglis		8	8	2					1		3	3	
Dorr	H. A. Christie		14	14					2	2	4	7		1
Driftwood	F. V. Agnew		13	13							3	2	3	
Ducks Range	R. W. Irving		11	11						7	7	1		
Dunster	M. F. Lucas		10	10							1	2	1	
Dundon	R. Gibson	(Found closed)												
Eagle Valley	E. Buckell		31	27		2		1			3	4	1	
Edgewater	F. E. Coy		17	17	2				2	2	2	5		
Edgewood	J. E. H. Kelso		29	29			1				1	4		
Edith Lake	R. W. Irving		9	9			1		2	3	3	1	1	
Egmont	F. Inglis		22	22	1		2			8	11	15	3	
Elk Bay	B. F. Johnson		7	7							1	4		
Elk Bridge	G. F. Young		13	13							3	8		
Elk Lake	G. A. Lawson		14	13			1		6	5	9	7	7	
Elko	H. A. Christie		23	22			4		5	5	8	16		1
Ellison	G. A. Ootmar	Mrs. Grindon	45	38	6		8	2	1	1	17	24	1	19
Elphinstone Bay	F. Inglis		22	22	1	1	1			4	4	12	6	
Endako	D. B. Lazier		19	19			1	1		3	3	1		
Enderby, North	H. W. Keith		21	20	6		8		2	2	10	7		
Engen	W. Ross Stone		12	12	1		1		3	3	5	8		
Englewood	B. F. Johnson		17	17			1			4	2	11		
Enterprise	A. K. Connolly		8	6							2	2		

ASSISTED SCHOOLS—*Continued.*

Other Conditions, specify, (Nervous, Pulmonary, Cardiac Disease, etc.).	Vermin.	Scabies.	Impetigo.	Ringworm.	Acute Fevers which have occurred during the Past Year.	Condition of Building. State if crowded, poorly ventilated, poorly heated, etc.	Closets. State if clean and adequate.
Chronic laryngitis, 1						Good	Yes.
						Good	Good.
Orthopædic, 1; tachycardia, 2; appendicitis, 2					Pertussis, 4	Satisfactory	Excellent.
V.O.H., 1; ichthyosis, 1; asthma, 1						Good	Clean; adequate.
						Good	Good.
						Good	Clean; adequate.
Tuberculosis, 1					Scarlet fever, 1	Good	Clean; adequate.
					Mumps, 10; influenza, 27	First class	Good; adequate.
T.B. suspect, 1; cardiac, 1						Junior room poorly ventilated and poor light	Clean; adequate.
Hemiplegia, 1							
						Good	Yes.
Squint, 1			1			Good	Good.
Anæmic, 1; flat feet, 2		1			Impetigo; scabies	No water-supply	
Cardiac, 1; eczema, 1					Diphtheria, 4; whooping-cough, 8	Good	Clean; adequate.
Cardiac, 1; defective speech, 1					Whooping-cough	Good	Clean; adequate.
Defective speech, 1						Good	Clean; adequate.
						Wooden building in poor repair on a poor site	
					Mumps; influenza	Good	Good.
						Satisfactory	O.K.
						Excellent	Yes.
						Good	Clean; adequate.
					Pertussis; scarlet fever	Very fair	Yes.
Cardiac, 1						Not crowded; well heated and ventilated	Clean; adequate.
						Good	Two; good.
Heart, 1						Good	Two; good.
						Good	Two; good.
						Good	Clean, but poor buildings.
						Condition satisfactory	Clean.
							Yes.
					Scarlet fever, 1	Well kept	Yes.
						One room occupied at present and one teacher in charge of school; ventilation and heating adequate and satisfactory; not overcrowded	Two; clean and adequate.
						Good	Clean.
						Good	Good.
						Very good	Two; good.
Cleft palate, 1; valvular disease of the heart, 2						Clean and sanitary	Girls', clean; boys', fair.
Cardiac, 2; orthopædic, 1						Satisfactory	Clean; adequate.
						Floors should be oiled	O.K.
					Whooping-cough	Good	Three; good.
						Satisfactory	O.K.
						Good	Fair.
						O.K.	Two; O.K.
					Chicken-pox, 5	Good	Yes.
						Satisfactory	Clean; adequate.
					Influenza	Good	Good.
						Good	Two; clean.
						Satisfactory	O.K.
Otitis media, 1	2					Satisfactory	Inadequate.
						Good	Good.
Cardiac, 1						Well kept	Yes.
						Good	Two; clean.
						Good	Yes.
		1				Good	Good.
						Adequate	Yes.
						Good	Clean; adequate.
						Satisfactory	Clean; adequate.
Scoliosis, 1; sugar in urine, 1					Chicken-pox, 1; scarlet fever, 2	Good	Fair; adequate.
						Good	Yes.
						Good	Both.
							Yes.
						Good	Yes.
						Good	Good.
						Fair	One; fair.

Name of School.	Medical Inspector.	School Nurse.	No. of Pupils enrolled.	No. of Pupils examined.	Malnutrition.	Defective Mentality.	Defective Vision.	Defective Hearing.	Defective Nasal Breathing.	Adenoids.	Enlarged Tonsils.	Defective Teeth.	Enlarged Glands.	Goitre.
Erickson	G. B. Henderson		49	47	3		3			5	5	9		1
Errington	C. Davidson	Miss M. Griffin	18	17							2	6	2	
Evelyn	F. V. Agnew		18	17			1				3	3	4	
Ewing's Landing	G. A. Ootmar	Mrs. Grindon	11	11			2				2	2		4
Extension	D. P. Hanington	Miss Worthington	60	58			4	2	3	6	8	42		1
Fairview	G. H. Kearney		6	5			1						2	1
Falkland	P. S. Tennant		46	44	4		7	3	2	4	11	39	2	1
Fanny Bay	R. H. Mason		62	62	1	1	1			1	7	13		
Fauquier	J. E. H. Kelso		15	15		1	2	1			3	5		
Ferndale	H. S. Trefry		10	9						3	4		2	7
Field	G. Cheeseman		63	62		1	7	1	2	2	7	10		
Fife	W. Truax		15	14	2				1		2	4	2	1
Firvale	H. A. McLean	(School closed)												
Fish Creek	H. A. W. Brown	Miss Roberts	9	9						2	2	1		
Flagstone	H. A. Christie		7	7					1	1	1	2		
Florence Mine	D. J. Barclay		6	6						1	1	1	2	
Ford	Paul Ewert		8	2										
Forestdale	T. C. Holmes		11	9	1	1			3	3	4	6	5	6
Forest Glen	H. F. Tyerman		7	7			1		1	1	2			1
Forest Grove	A. K. Connolly		10	9							1	2		
Fort Fraser	D. B. Lazier		48	48			2			8	12			3
Fort George, Central	H. S. Trefry		33	33			4	1		6	12	5	8	11
Fort George, South	H. S. Trefry		64	64						18	24	12	16	31
Fort St. James	W. Ross Stone		12	12			2		5	5	2	6		
Fort St. John	H. A. W. Brown		46	44			3				18	9	1	1
Fort St. John, East	H. A. W. Brown		28	27							7	5		
Fort Steele	F. W. Green		41	38		1	6			1	4	8	1	5
Four Mile	L. B. Wrinch		8	8			1	1	2	2	3	6	1	2
Francois, North	T. C. Holmes		12	11	2		2				5	8	11	4
Francois, South	T. C. Holmes		13	11	1	4	3		2	2	4	7	4	8
Fraser Lake	D. B. Lazier		25	25			1			6	6	1		3
Fraser Lake, North	D. B. Lazier		12	12						2	2			
Fraser Flats	H. S. Trefry		22	22			1		2	3	12	3	1	14
French Creek	C. Davidson	Miss M. Griffin	42	38			1				5	16	6	
Fruitlands	K. Terry		118	93			6		1	1	12	3		2
Fruitova	W. Truax		51	50	6		1		2	2	4	8	6	3
Fruitvale	J. H. Palmer		72	70	2		1	1	3	3	21	21	10	1
Gildersleves	H. A. McLean		9	9	1				3	3	4	1	1	5
Gabriola, East	O. G. Ingham		9	9		1		1	2		6	4	3	1
Gabriola, North	O. G. Ingham		20	20	1	1				3	5	6	1	1
Gabriola, South	O. G. Ingham		12	12		3	1			3	2	5		
Galena Bay	A. L. Jones		11	10			1				1	2		1
Galena	Paul Ewart		27	26	1	2	1			3	4	3		
Galiano, North	R. D. Rush		18	16						1	2	2	2	
Galiano, South	C. H. West		20	17			1				3	1	2	
Galloway	H. A. Christie		8	8								2		
Ganges	R. D. Rush		54	54			6		2	2	6	18	7	1
Ganges, Upper	R. D. Rush		22	22			3		1	2	2		1	1
Gibson Creek	H. H. MacKenzie		18	18							9	15		1
Gilford Island	B. F. Johnson		11	11			2					4		
Gill	A. D. Morgan		26	26							11	13		2
Giscome	J. T. Steele		53	50					3	3	2	4	4	6
Glacier	A. L. Jones		12	11			2				2	3		
Glade	H. H. MacKenzie		45	42	11		2			1	6	15	6	17
Glenbank	H. F. Tyerman		21	21			2		2	2	2	4		
Glenemma	P. S. Tennant		8	7	2				2	2	2	3	2	
Glenora	E. L. Garner	Miss B. Jenkins	29	27			2		5	6	6	13	4	10
Glenrosa	W. Buchanan		14	13			5				3	1		13
Glentanna	F. V. Agnew		15	12			3				1	6	5	1
Golden	P. Ewert		115	113	3	4	6		2	3	21	18	7	8
Goldstream	I. Bastow Hudson	Miss H. Kelly	19	15					1	1	3	2	1	
Graham's Siding (Seton Lake)	J. C. Stuart		10	10					1	1	1	7	2	
Granby Bay	D. R. Learoyd	Mrs. G. V. Yard	163	163		1	30			14	41	60	28	31

ASSISTED SCHOOLS—*Continued.*

Other Conditions, specify, (Nervous, Pulmonary, Cardiac Disease, etc.).	Vermin.	Scabies.	Impetigo.	Ringworm.	Acute Fevers which have occurred during the Past Year.	Condition of Building. State if crowded, poorly ventilated, poorly heated, etc.	Closets. State if clean and adequate.
Cardiac, 1						Good	Clean; adequate.
						Not crowded; well heated and ventilated	Clean; adequate.
Chronic appendicitis, 1						Good	Good.
Pulmonary condition, 1						Good	Good; adequate.
Cardiac, 2; nervous, 1		1				Satisfactory	Clean; adequate.
						Good	Yes.
Bronchitis, 3; chronic appendix, 1; cardiac disease, 1; paralysis		2				Seats in one school are too close together; alterations recommended	Clean.
						Capacity in Junior Divs. I. and II. satisfactory	Two; clean and adequate.
					Whooping-cough	Well kept	Yes.
	5					Good	Good.
Very nervous and excitability marked, 1					Chicken-pox	O.K.	Yes.
						Fair	Fair.
					Whooping-cough; mumps	Excellent; adequate	Yes.
						Satisfactory	Clean; adequate.
						Good	Good.
						Good	Clean; adequate.
						Good	O.K.
						Good	All adequate and kept in very good condition.
						Good	Two; fair.
						Good	Both.
						Good	Good.
	22		3			Good	Good.
					Whooping-cough	Good	Yes.
					Chicken-pox, 40	Excellent	Yes.
					Chicken-pox, 28	Excellent	Yes.
Cardiac, 1							
					Mumps; influenza	Good	Good.
						Good	O.K.
						Good	Fair.
						Good	Clean; fair only.
						Good	Both.
						Rather crowded	Good.
Cardiac, 1							
Wry-neck							
					Chicken-pox	Fair	Fair; inadequate.
Cardiac, 1						Good	Yes.
						Satisfactory	Clean; adequate.
					Chicken-pox	Good	Clean.
						Good	Clean.
						Good	Clean.
Orthopædic, 1						Good	Yes.
						Good	Clean; adequate.
						Satisfactory	O.K.
						Not crowded; well heated and ventilated	Clean; adequate.
						Satisfactory	Clean; adequate.
						Satisfactory	O.K.
Heart-strain, 1						Satisfactory	O.K.
Trauma ankle, 1; cardiac, 1; anæmia, 3						Good	Clean; adequate.
						Good	Good.
						Good	Good.
						Satisfactory	Satisfactory.
						Good	Yes.
						Good	Dirty.
						Good	All adequate and kept in very good condition.
						O.K.	Clean.
Cardiac, 1						Good	O.K.
						Satisfactory	Clean; adequate.
					Whooping-cough; influenza	Lighting and ventilation poor	Good.
Eczema, 4; paralysis, 1						Good	Clean; adequate.
Anæmia, 2; subacute appendix, 1						Water-supply needed	Adequate.
						Good	Fair.
Accentuated pulse, second side, 2; flat chest, 2; atrophy of right thigh and calf-muscles (result of congenital talipes equinovarus), 1; secondary anæmia, 1					Chicken-pox, 97	Satisfactory	Yes.

RURAL AND

Name of School.	Medical Inspector.	School Nurse.	No. of Pupils enrolled.	No. of Pupils examined.	Malnutrition.	Defective Mentality.	Defective Vision.	Defective Hearing.	Defective Nasal Breathing.	Adenoids.	Enlarged Tonsils.	Defective Teeth.	Enlarged Glands.	Goitre.
Grandview Beach	H. W. Keith		16	16			6		1	1	10	7		3
Granite Bay	B. F. Johnson		11	11		1	3					9		
Grasmere	H. A. Christie		7	7					4	4	4	5		
Grassy Plains	T. C. Holmes		7	7			1				5	5	5	5
Gray Creek	D. J. Barclay		15	15			2				4		9	
Great Central Lake	A. D. Morgan		28	28							10	13		3
Greenslide	A. L. Jones		25	23			1				3	4		2
Grindrod	H. W. Keith		75	66	4		4	1	6	6	20	15	1	1
Ground Birch	W. A. Watson	(No examination on account of late arrival)												
Halfmoon Bay	F. Inglis		5	5						1		3		
Hall's Landing	A. L. Jones		22	22							1	3	1	
Happy Valley	I. B. Hudson	Miss H. Kelly	37	37			1		1	2	6	4	3	
Hardwicke Island	B. F. Johnson		6	6	1		2					2		
Harewood	O. G. Ingham		239	217			4	2	3	9	23	34	10	11
Harpers Camp	A. K. Connolly		17	15			1				2	2		
Harrogate	P. Ewert		7	6							2			
Harrop	H. H. MacKenzie		31	30	2	1	1		1	3	12	16	1	2
Hatzic Prairie	W. H. McIntyre		18	15		1	3	2	3	4	5	6	5	3
Hays	W. A. Watson		24	24			4	1	2	5	8	14		3
Hazelton	L. B. Wrinch		23	22			2		2	2	12	15	9	1
Headquarters	T. A. Briggs		27	25	1		2	1	8	10	10	14		
Hedley	Dr. McCaffrey		45	43		2	1	1	1	1	17	27	4	11
Heffley Creek	K. Terry		14	10								2	4	1
Hendon	P. S. Tennant		12	12	2		3		2	2	2	3		
Heriot Bay	R. Ziegler		17	14		1	1		2	2	2		1	1
Heywood Corner	P. S. Tennant		7	7			1		2	2	3	4	1	
Hillcrest	H. W. Keith		16	16			5				5	4		1
Hilliers	C. Davidson	Miss M. Griffin	38	36				1			7	14	9	1
Hilltop	W. Truax		7	7							1	2		1
Hope	W. E. Henderson		80	76	2	1	1		2	20	20	18		6
Hornby Island	R. H. Mason		13	13	1		1	1			5	3		
Horne Lake	C. Davidson		6	6								1		
Horse Creek	Paul Ewert		18	17		1	2				3	3		
Hosmer	D. Corsan		35	34			1				9	12		3
Houston	F. V. Agnew		12	10			1					4	6	
Howe Sound	F. Inglis		80	80						15	15	40	2	
Hubert	F. V. Agnew		12	10			2				3	2	4	
Hudson Hope	H. A. W. Brown		9	9						2	2			
Hulatt	W. Ross Stone		11	11			2				3	7		
Hupel	H. W. Keith		8	8			1				2	2		
Hurlingham	H. A. Christie		7	7			1		3	2	2	4		
Huscroft	G. B. Henderson		25	24						3	5	8		2
Hutton	J. T. Steele		9	9			2		2	3	3	2	3	3
Ingersoll Mountain	H. F. Tyerman		10	10								1		
Ingraham Mountain	W. H. Wood		9	9							4	3	7	4
Inonoaklin Valley	J. E. H. Kelso		18	18			1	1			2	2		1
Ioco	C. R. Symmes		117	117	2	3	3	2	2	10	17	15	3	24
Irving's Landing	C. H. Ployart	Miss Newbolt	23	18		4	3		7	11	14	18	1	
Isabella Point	R. D. Rush		16	15			1			1	1	3	1	
Isle Pierre	H. S. Trefry		7	7							4	1	3	2
Jackson Bay	B. F. Johnson		10	7					1	2	2	2		
Jaffray	H. A. Christie		21	21			2		11	9	9	12		
James Island	S. W. Leiske	Miss G. Grant	58	57			2			2	4	15	5	
Joe Rich	G. A. Ootmar	Mrs. Grindon	13	13			1				2	3	1	3
Johnson's Landing	D. J. Barclay		7	7			1			1	5	2	4	
Jordan River	I. B. Hudson		12	12			2	1	1	1	2	3	1	1
Juliet	G. H. Tutill		10	10							3	4	2	
Jura	R. S. Manson		13	12							1	1		
Kaleden	R. B. White		32	32	1	1	2		4	4	8	5	1	2
Kaleva	B. F. Johnson		7	7			2							
Keefers	A. E. Kydd		12	12							2	7	3	
Kelly Creek	A. Henderson		14	14	1	1	2				4	1		1
Kelly Lake	W. A. Watson	(Unable to reach schoolonaccount of bad roads)												
Kelowna, East	G. A. Ootmar	Mrs. Grindon	60	59	14	1	3				23	34		21
Kelowna, South	G. A. Ootmar	Mrs. Grindon	11	7	1		2				4	8	1	4

ASSISTED SCHOOLS—*Continued.*

Other Conditions, specify, (Nervous, Pulmonary, Cardiac Disease, etc.).	Vermin.	Scabies.	Impetigo.	Ringworm.	Acute Fevers which have occurred during the Past Year.	Condition of Building. State if crowded, poorly ventilated, poorly heated, etc.	Closets. State if clean and adequate.
							Yes.
						Good	Good.
						Satisfactory	Clean; adequate.
						Good	O.K.
Anæmia, 1						Good	Fair.
						Good	Good.
					Mumps	Good	Yes.
							Yes.
						New building	Good.
						Good	Yes.
						Ventilation poor	Yes.
Anæmia, 3; tachycardia, 1						Excellent	Satisfactory.
		2				Good	Good.
Diabetic, 1; cardiac, 1	20				Whooping-cough	Good	Clean.
						Good	Two; fair.
						Good	Clean; adequate.
Heart, 1						Good	Clean; adequate.
					Chicken-pox	Excellent	Good.
Heart, 2						Good	Two; good.
					Mumps; influenza	Good	Good.
						Good	Clean; adequate.
Cardiac, 2					Chicken-pox, 6	Good	Good.
Chronic bronchitis, 2					Scarlet fever, 3	O.K.	Clean.
						Good	Good.
						Poorly ventilated	Clean.
							Yes.
Chronic torticollis, 1						Not crowded; well heated and ventilated	Clean; adequate.
						Fair	Good.
		2	1	1		Good	Good.
						Roomy; heated and ventilated	Two; clean and adequate.
						Satisfactory	One closet only for both sexes.
						Good	Clean; adequate.
Cardiac, 1; anæmic, 1			2			Good	Require more attention.
						Good	Good.
Wry-neck, 1						Good	Yes.
					Measles	Good	Good.
					Whooping-cough	Excellent; adequate	Yes.
						Good	Yes.
							Yes.
						Satisfactory	Clean; adequate.
						Good	Clean; adequate.
						Fair	Fair.
					Whooping-cough, 10	Good	All adequate and kept in very good condition.
						Satisfactory	Yes.
						Well kept	Yes.
Infantile paralysis, 2					Chicken-pox, 4	Excellent	Excellent.
Nervous, 1; cardiac, 1 (3 pupils refused to be examined, all from one family, and are reported mentally deficient and hard cases to handle)						Overcrowded; poorly heated and ventilated	Poor condition; but kept fairly clean.
						Floors should be oiled	O.K.
Club-foot, 1						Good	Good.
		3				Good	Good.
						Satisfactory	Clean; adequate.
Cardiac, 1			2			Condition satisfactory	Clean.
Scoliosis, 1						Good	Good; adequate.
Anæmia, 1						Good	Fair.
Anæmia, 1; enuresis, 1						Good	Adequate.
						Satisfactory	Yes.
			3			Good	Clean; adequate.
						Satisfactory	Fair.
						Good	Good.
Endocarditis, 1					Whooping-cough, 5	Sanitation good	Clean.
Cardiac, 4; scoliosis, 2; anæmic, 1		1		2	Chicken-pox, 1; influenza, 8; German measles, 3	Good	Good; adequate.
						Good	Good; adequate.

RURAL AND

Name of School.	Medical Inspector.	School Nurse.	No. of Pupils enrolled.	No. of Pupils examined.	Malnutrition.	Defective Mentality.	Defective Vision.	Defective Hearing.	Defective Nasal Breathing.	Adenoids.	Enlarged Tonsils.	Defective Teeth.	Enlarged Glands.	Goitre.
Keremeos	Dr. McCaffrey	Mrs. Thomson	82	81		4	7			2	13	32		8
Kettle Valley	W. H. Wood		11	11			3				6	4	7	7
Kidd	M. F. Lucas		11	11										
Kildonan	A. D. Morgan		13	13							3	7		2
Killarney	R. S. Manson		7	7								3		1
Kimberley	J. F. Haszard		528	520	3	1	4	2	10	43	96	120	9	50
Kincolith	D. J. Macdonald		10	10			1				1	3		
Kingcome Inlet	B. F. Johnson		5	5						2		1		
Kingfisher	H. W. Keith		8	6								1		
Kingsgate	G. B. Henderson		11	11			4			2	2	1		
Kinnaird	J. H. Palmer		9	4			1		1	1	1	2	1	
Kinsol	Dr. Garner	Miss B. Jenkins	8	4						1		1		
Kispiox	L. B. Wrinch		9	7			1		2	2	3	5		2
Kitchener	G. B. Henderson		17	14			4			3	3	5		
Kitsumgallum			144	144	2				3	35	30	3	3	10
Kitwanga	V. E. R. Ardagh	Miss F. B. Kemp	13	12							3	6		1
Kleindale	C. H. Ployart		8	8		1				3	6	6		
Knutsford	R. W. Irving		8	8						2	2			
Koksilah	E. L. Garner	Miss B. Jenkins	19	18					2	2	2	10	2	9
Krestova	H. H. MacKenzie		28	20	5		1				3	11	2	1
Lake Buntzen	H. W. Hill	Mrs. C. A. Lucas	7	8							7	7		1
Lac la Hache	A. K. Connolly		9	9							2	5		
Laidlaw	W. E. Henderson		26	25			1			8	8	4		
Lakelse Valley	S. Mills		9	8	1					2	2			1
Lakes District	W. Ross Stone		10	10			5				2	5		
Landry	W. A. Watson		19	17			2		1	2	3	12		3
Lang Bay	A. Henderson		19	18	2		3		2	2	6	4		
Langford	I. B. Hudson	Miss H. Kelly	63	61		1	4		3	4	9	4	4	
Lantzville	O. G. Ingham		28	27		1				2	4	6		3
Larchwood	F. W. Green		12	10		3								6
Lardeau	D. J. Barclay		6	6						2	2		4	
Lasqueti	O. G. Ingham		8	8		1		1			2	4	2	2
Lawn Hill	G. A. C. Roberts		8	8							1	1		
Lear	W. E. Henderson		14	14		1		1	1	3	3	6		
Lee	M. F. Lucas		8	8							1	5	1	
Lillooet	J. C. Stuart		64	64			1	1	3	2	5	38	7	4
Lily Lake	D. B. Lazier		17	17						2	2			4
Lister (Camp)	G. B. Henderson		33	29			4			2	2	1		
Lone Butte	R. Gibson		21	14						5	8	2	10	
Long Beach	H. H. MacKenzie		12	10							1	3		
Long Lake	R. W. Irving		15	15			1		1	4	4	2		
Longworth	J. T. Steele		27	24			3		3	3	4	4	3	3
Longworth, South	J. T. Steele		16	16					3	3	5	3	3	4
Loos, East	M. F. Lucas		13	10							5	2		
Louis Creek	K. Terry		7	6			1				5		5	1
Louis Creek (Upper)	K. Terry		7	7			2			1	4	2	5	
Lower Nicola	G. H. Tutill		20	20					1	1	7	8	7	1
Lumberton	F. W. Green		38	36			1				4	1		5
Lumby	O. Morris		92	91			2			2	4	6		
Lund	R. Ziegler		20	20					2	2	2	2		
Lytton	A. E. Kydd		24	24							2	9	5	
Meadow Spur	J. H. Palmer		6	6					1	1	1	5	1	
Mabel Lake	O. Morris		14	12							1	3		
Magna Bay	W. Scatchard		14	12						5	5	9		1
Malahat	F. T. Stanier		11	8							1	3		
Malakwa	A. L. Jones		54	52			2			2	8	9		1
Malcolm Island	B. F. Johnson		58	58		1	5			1	8	10		
Mamette Lake	K. Terry		6	6							1	4		
Manson's Landing	R. Ziegler		8	8	1									
Mapes	W. Ross Stone		15	15			1		1	1	2	6		
Maple Grove	O. G. Ingham		21	21	1	1				4	3	7		2
Mara	H. W. Keith		46	45		1	1		3	4	9	9		3
Marten Lake	W. Ross Stone		10	10			4			2	2	4		
Martin Prairie	W. Scatchard		20	18			1			7	7	6	1	3
Marysville	J. F. Haszard		23	22			1		1	1	12	8		1
Masset	J. C. S.Dunn		21	21		1			2	2	3	4	2	
Mayne Island	C. H. West		19	19			1				2	6		
Mayo	E. L. Garner	Miss B. Jenkins	32	30			2		5	19	19	18	19	3
Mayook	H. A. Christie		20	19					2	1	2	6		1
Meadowbrook	J. F. Haszard		8	8	1				1	4	4	3		
Meadow Creek	W. Scatchard	(School closed)												

ASSISTED SCHOOLS—*Continued.*

Other Conditions, specify, (Nervous, Pulmonary, Cardiac Disease, etc.).	Vermin.	Scabies.	Impetigo.	Ringworm.	Acute Fevers which have occurred during the Past Year.	Condition of Building. State if crowded, poorly ventilated, poorly heated, etc.	Closets. State if clean and adequate.
					Scarlet fever, 2; smallpox, 2	Good	Good.
						Satisfactory	Yes.
						Satisfactory	O.K.
						Good	Good.
						Fair	Clean; adequate.
Cardiac, 2; T.B. spine, 1; infantile paralysis, 2; pigeon-chest, 2; enuresis, 1; blepharitis, 2; hydrocephalus, 1; cleft palate, 1					Scarlet fever, 2	In good condition; less crowded; well heated and ventilated	Yes.
						Satisfactory	Yes.
						Good	Good.
							Yes.
						Good	Clean; adequate.
					Pertussis, 6; chicken-pox, 6	Dusty location	Yes.
						Good	O.K.
					Mumps; influenza	Good	Good.
						Good	Clean; adequate.
						Good	Clean; adequate.
Acne, 1						O.K.	Two; O.K.
						Good	Inadequate.
					Scarlet fever	Good	Two; clean.
						Good	Poor.
Cardiac, 1						Good	Dirty.
Nervous, 1						Good	Good.
						Poor	One; very poor.
						Good	Good.
						Fair	Fair.
						Good	Yes.
						Good	Two; good.
Flat chest, 1	3						
Asthma, 1; enuresis, 1; heart, 1; anæmia, 2; orthopædic, 1; pigmentation, 1			2			Excellent	Excellent.
						Good	Clean.
Cardiac, 1							
Anæmia, 1						Good	Fair.
					Scabies	Good	Clean.
						Fulfils its needs adequately	Clean; adequate.
						Good	Good.
						Satisfactory	O.K.
					Otitis media, 1	Good	Clean; adequate.
						Good	Both.
						Good	Clean; adequate.
Cardiac, 1						Good	Clean; adequate.
						Good	Clean; adequate.
					Scarlet fever	Good	Two; clean.
						Crowded	Fair.
						Fair	Fair.
						Satisfactory	O.K.
Heart-murmur, 1						Satisfactory	Receptacle should be cleaned.
						Satisfactory	Two; clean.
						Good	Good.
						Sanitation good	Clean.
						Good	Good.
						Satisfactory	Two; clean.
						Satisfactory	Yes.
Deaf and dumb, 1 (post-meningeal)					Whooping-cough	Good, but needs interior painting	Not clean.
						Good	Good.
Suspected incipient T.B., 1						Good	Good.
						Good	Yes.
					Scabies	Good	Clean.
							Yes.
						Good	Yes.
						Satisfactory	Yes.
						Good	Yes.
						Excellent	Not clean; adequate.
						Not crowded; well heated and ventilated	Clean; adequate.
Orthopædic, 1; cardiac, 1						Fair only	O.K.
						Satisfactory	Clean; adequate.
						Good	Yes.

RURAL AND

Name of School.	Medical Inspector.	School Nurse.	No. of Pupils enrolled.	No. of Pupils examined.	Malnutrition.	Defective Mentality.	Defective Vision.	Defective Hearing.	Defective Nasal Breathing.	Adenoids.	Enlarged Tonsils.	Defective Teeth.	Enlarged Glands.	Goitre.
Meadowvale	W. Ross Stone		12	12			1				3	10		
Meadow Valley	F. W. Andrew		8	8			2		1	1	1	4	2	2
Medora Creek	O. Morris		13	13										
Menzinger	G. R. Baker		12	12		2			2	2				2
Metchosin	I. Bastow Hudson		33	33			2	1	1	2	5	3	3	
Meldrum Creek	J. E. Knipfel		13	13	1		3		1	2	7	4	2	
Michel-Natal	G. F. Young		362	362	12	9	12	3	11	10	53	193	19	6
Midway	W. H. Wood		38	37			4	1						
Milburn	G. R. Baker		9	9					1	1	3			2
Mill Bay	F. T. Stanier	Cowichan Health Centre	26	25							7	11	1	1
Minto	E. R. Hicks		75	74	14		5	1	6	6	22	45	13	3
Miocene	A. K. Connolly		11	7							1	2		
Mirror Lake	D. J. Barclay		9	9			1			1	2	1	5	
Mission Creek	G. A. Ootmar		81	75	12		12		2	2	47	41	1	36
Mitchell Bay	B. F. Johnson		10	10	3		5			1	3	5		
Moberly	Paul Ewert		12	9								3		
Monte Lake	K. Terry		16	16	1		6		3	2	9	7	12	
Montney	H. A. W. Brown		19	18							5	4		
Montrose	R. D. Nasmyth		14	13							6	2		
Morrissey	D. Corsan		11	10			1				2	4		2
Mountain Ridge	P. Ewert		10	10						1		3		
Mountain View	M. F. Lucas		11	11			1					1		
Mount McPherson	A. L. Jones		9	9							2	1		2
Mount Olie	H. L. Burris		30	30	6		3	1			5	4	3	
Moyie	F. W. Green		22	21			3							6
Mud River	H. S. Trefry		10	10			1			3	4	3	2	3
Myncaster	W. H. Wood		4	4							1	2	3	2
McAllister	A. K. Connolly		10	10							3	5		
McBride	M. F. Lucas		64	64					2	4	3	5		
McConnell Creek	W. H. McIntyre		18	15		1	6		6	6	9	2	6	1
MacKenzie	H. A. McLean		13	12					1	2	5	7		5
McLure	K. Terry		7	7			1				2	2	4	1
McMurdo	P. Ewert		16	16		1	1				1	2		
Nadina River	T. C. Holmes		9	9					1	1	3	5	5	5
Nakusp	H. F. Tyerman		110	110		1	6		10	10	12	9	1	1
Nanaimo Bay	O. G. Ingham		73	71			1		2	5	10	30	3	4
Nanoose Bay	R. D. Nasmyth	(School closed)												
Naramata	F. W. Andrew		8	8			2		1	1	1	4	2	2
Needles	J. E. H. Kelso		7	7			1					2		
New Denver	A. Francis		41	41		1	1			1	13	14	39	18
Newgate	H. A. Christie		16	16			1		5	2		5		1
New Hazelton	L. B. Wrinch		42	41				1	7	8	15	24	9	2
Newlands	J. T. Steele		10	10			1		3	3	5	3	3	4
Newlands, North	J. T. Steele		13	13	6	1	1		2	2	1	2		1
Nickel Plate	D. McCaffrey	(School closed)												
Nicola	G. H. Tutill		21	21			3			1	3	7	2	
Nicomen	W. H. McIntyre		39	31	5	1	4		6	11	11	2	6	6
Nithi River	D. B. Lazier		9	9			2			4	4	1		
Nixon Creek	E. L. Garner	Miss B. Jenkins	23	23	1		2		4	8	9	12	9	1
Noosatsum	H. A. McLean		10	10	5	1	1		2	3	4	6	4	7
North Bend	A. E. Kydd		92	92	4						12	35	15	6
Northfield	O. G. Ingham		55	55	1	5	2		2	6	10	11	4	5
North Pine	H. A. W. Brown		24	24							7	2		
North Saanich	S. W. Leiske	Miss G. Grant	110	108			2			6	19	32	7	2
Norwegian Creek	W. H. Wood		13	13			1				7	6	8	6
Notch Hill	W. Scatchard		19	19						7	7	10		1
Ocean Falls	P. P. Smyth		171	171	8	4	17	7	16	15	41	52	27	1
Okanagan	G. A. Ootmar	Mrs. Grindson	48	43	6		6		1	1	28	28	4	11

ASSISTED SCHOOLS—*Continued.*

Other Conditions, specify, (Nervous, Pulmonary, Cardiac Disease, etc.).	Vermin.	Scabies.	Impetigo.	Ringworm.	Acute Fevers which have occurred during the Past Year.	Condition of Building. State if crowded, poorly ventilated, poorly heated, etc.	Closets. State if clean and adequate.
						Good	Yes.
						Frame; fair condition	Two outhouses; clean.
						Satisfactory	Two; clean.
Congenital heart, 1						Good	Yes.
Rheumatic heart, 1; mastitis, 1; anæmia, 1						Satisfactory	Adequate.
					Colds and sore throats	Ventilation by door and window; no ante-room; windows, two on each side, low down; poor ventilation	Poor.
Defective chest, 5; cardiac, 6; orthopædic, 2					16 cases of scarlet fever (13 of school age)	Adequate	Yes.
						Lower room crowded needs more light	
Endocarditis, 1					Influenza	Good	Good.
					Rheumatic fever, 1		
			2		Acne, 2; influenza	Crowded	Eight earth closets.
						Good	Two; fair.
Stye, 1						Good	Fair.
Cardiac, 4; scoliosis, 3; anæmic, 1		2			Influenza, 12	Good	Fair; adequate.
						Good	Good.
						Good	Clean; adequate.
						Good	Adequate.
					Scarlet fever, 1	Draughty; not well heated	Yes.
						Satisfactory	O.K.
						Building in bad shape	Dirty.
						Good	Clean; adequate.
						Satisfactory	Good.
						Good	Yes.
						Good	Yes.
Cardiac, 1							
						Good	Good.
						Satisfactory	Yes.
						Fair	Two; fair.
						Satisfactory	O.K.
						Very unsuitable building	Fair.
		2			Whooping-cough	Satisfactory	O.K.
						Good	Clean; adequate.
						Good	O.K.
Cardiac, 2						Good	All adequate and kept in very good condition.
						Good	Clean.
						Frame; fair condition	Two outhouses; clean.
Anæmia, 1; weak breath sounds, right lung; rickets; septic condition of gums					Whooping-cough, 6	Well kept	Yes.
Cardiac, 3							
						Satisfactory	Clean; adequate.
Heart-disease, 1; deformed thorax, 1		1			Mumps; influenza	Good	Good.
					Typhoid fever	Fair	Fair.
		1			Influenza; sore throat	Log building; clean; well lighted and ventilated	Tumble-down outdoor closets; boys' and girls' closets in apposition, with no division by fence, etc.
Chronic asthma, 1						Satisfactory	Yes.
Impediment in speech						Good	Good.
						Good	Both.
Old rickets, 2						Good	Yes.
						Satisfactory	O.K.
Epilepsy, 1						Sanitation good	Clean.
					Chicken-pox	Good	Clean.
						Excellent	Yes.
Cardiac, 4; chest, 2						Condition satisfactory	Closets clean.
						Satisfactory	Yes.
						Satisfactory	Yes.
Cardiac, 2					Influenza, 1	Good	Yes.
Cardiac, 3; scoliosis, 2; anæmic, 2	3				Chicken-pox, 4; influenza, 8	Good	Clean; adequate.

RURAL AND

Name of School.	Medical Inspector.	School Nurse.	No. of Pupils enrolled.	No. of Pupils examined.	Malnutrition.	Defective Mentality.	Defective Vision.	Defective Hearing.	Defective Nasal Breathing.	Adenoids.	Enlarged Tonsils.	Defective Teeth.	Enlarged Glands.	Goitre.
Okanagan Centre	G. A. Ootmar	Mrs. Grindon	27	19	3		3			1	9	13		6
Okanagan Falls	R. B. White	Miss Kitteringham	38	38	2	1	3	1	3	6	10	8	1	5
Olalla	Dr. McCaffrey	Mrs. Thomson	8	8	1	5	1				5	6		3
Oliver	G. H. Kearney	Miss Kitteringham	156	153	9		33	1		2	31	23	53	35
Olson Lake	A. Henderson		14	13		1					3		1	
150-Mile House	A. K. Connolly		12	12							4	5		
One Mile Creek	R. S. Manson													
Ootsa Lake	T. C. Holmes		13	13	1	1	6		5	4	5	9	9	7
Orange Valley	D. B. Lazier		9	9						2	2	2		1
Osland	R. G. Large		8	7	1				1	1	3	5	3	
Osoyoos	G. H. Kearney	Miss Kitteringham	22	20	2		2				2	2	9	5
Otter Point	I. B. Hudson		16	16	2		1		1	2	4	3	1	
Outlook	W. Truax		33	33	3				4	1	3	5	4	2
Oyama	O. Morris		62	59	1	1	1			2	3	6		
Oyster, North	D. P. Hanington	Miss Worthington	41	39			1	2	5	5	6	17		1
Oyster River	T. A. Briggs		7	7				1	3	3	3	1		
Oyster, South	D. P. Hanington	Miss Worthington	23	23				2	3	5	4	13		
Pachelqua	J. C. Stuart		10	9			1					6	1	
Pacific	V. E. R. Ardagh	Miss F. B. Kemp	9	7							2	5	1	
Palling	T. C. Holmes		13	13	4	3			3	4	8	9	12	9
Park Siding	J. H. Palmer		20	20	1	1		2		2	6	6	3	9
Parksville	R. D. Nasmyth	Miss M. Griffin	88	86				2			5	17		2
Parsons	Paul Ewert		25	24	1		1				5	1	1	
Pass Creek	H. H. MacKenzie		38	32	2		4				6	23		2
Passmore	H. H. MacKenzie		11	11							2	3		1
Pavilion	J. C. Stuart		12	12								7	1	
Pemberton	N. J. Paul		4	4										
Pemberton Meadows	N. J. Paul		22	22	1		1		2	2	2	10		
Pemberton Range	R. W. Irving		6	6										
Pender Island	R. D. Rush		51	51			2		3	3	7	8	7	
Pender Island, South	R. D. Rush		10	10	2		1		1		1	2	2	
Perow	F. V. Agnew		12	12			1		1	1	5	7	9	
Perry Siding	H. H. MacKenzie		17	17	2	1				3	6	9		3
Pinantan	R. W. Irving		8	8			1	1	1	2	2			
Pine	G. H. Tutill		8	8							2	1	4	
Pioneer Mine	J. C. Stuart		14	14			2					10	1	
Popcum	W. E. Henderson		19	19			2			4	4	2		1
Port Alice	G. A. Lawson		46	46	1		3	4	10	11	28	24	17	4
Port Clements	J. C. S. Dunn		20	20							2			
Port Hardy	B. F. Johnson		18	18			3	1	2	2	7	8		
Port Essington	R. G. Large		51	51	8		15	4	11	11	29	41	41	
Port Renfrew	W. E. Bavis		8	8							2	2		
Port Simpson	R. G. Large		18	16	4		2	2	3	3	8	8	10	1
Pouce Coupe	W. A. Watson		59	55			7		1	8	14	22		11
Pouce Coupe, Central	W. A. Watson		26	26					2	7	6	20		6
Pouce Coupe, East	W. A. Watson		16	16					1	1	1	2		1
Powell River	A. Henderson		446	433	50	5	24	3	8	5	55	21	9	12
Prairiedale	W. Ross Stone		18	18			1			2	5	10		2
Premier	Jas. Robinson		20	20	7	1				17	17	10	18	12
Princeton	R. S. Manson		229	224		5	8		3	3	28	65		14
Princeton, East	R. S. Manson		16	16							2	2		1
Procter	H. H. MacKenzie		49	49			1			1	8	11		5
Progress	W. A. Watson		15	15			2			4	5	6		2
Qualicum Beach	C. Davidson		77	75			8				9	20	4	
Quatsino	G. A. Lawson		36	35			3		14	16	21	20	17	
Queen Charlotte City	G. A. C. Roberts		30	29			5		1		2	4		
Quesnel	G. R. Baker		102	102			2		2	2	14	5		2
Quesnel Dam	A. K. Connolly		7	7	2							2		
Quick	F. V. Agnew		15	15			1				5	4	7	
Read Island	R. Ziegler		12	12			1		1	1	1	2		
Red Gap	R. D. Nasmyth		27	27					2		7	11		
Reid Lake	H. S. Trefry		12	12							5	2	4	3
Reiswig	O. Morris		7	5								2		
Renata	J. E. H. Kelso		27	27			4	1			1	6		2
Rhone	W. H. Wood		15	15			5				8	5	10	7
Riondel	D. J. Barclay		10	10			1			3	6	1	7	
Riverside	W. A. Watson		12	11			1		2	7	7	8		2
Roberts Creek, East	F. Inglis		8	8			1				3	4	2	
Robins Range	K. Terry		10	9			4		1	1	2	3	7	

ASSISTED SCHOOLS—*Continued.*

Other Conditions, specify, (Nervous, Pulmonary, Cardiac Disease, etc.).	Vermin.	Scabies.	Impetigo.	Ringworm.	Acute Fevers which have occurred during the Past Year.	Condition of Building. State if crowded, poorly ventilated, poorly heated, etc.	Closets. State if clean and adequate.
						Poorly ventilated and heated	Good; adequate.
						Satisfactory	Require regular attendant.
						Building good; light very poor	Poor.
Cardiac, 3; chorea, 1; orthopædic, 1; eczema, 3					Septic sore throat with rash, 1; scarlatina	Good	Yes.
						Good	Two; fair.
						Good	O.K.
						Good	Both.
Cardiac, 1; nervous, 1						Good	Clean.
Nervous disease, 1						Good	Yes.
Diabetes, 1						Satisfactory	Adequate.
					Chicken-pox	Fair	Fair.
						Satisfactory	Two; clean.
Orthopædic, 1						Satisfactory	Clean; adequate.
						Good	Clean; adequate.
Cardiac, 1; orthopædic, 1						Satisfactory	Clean; adequate.
						Good	Fair.
Anæmic, 1						O.K.	Two; O.K.
						Good	O.K.
		3				Good	Yes.
						Poorly heated	O.K.
Paralysis, 1; speech defect, 1						Good	Clean; adequate.
						Crowded	Clean; adequate.
						Good	Clean; adequate.
						Good	Clean; adequate.
						Good	Good.
						Good	Good.
						Good	Two; clean.
						Satisfactory	Inside closets odorous.
						Satisfactory	O.K.
Anæmic, 1						Good	Good.
Cardiac, 1; nervous, 1						Good	Clean; adequate.
						Good	Two; clean.
						Satisfactory	Yes.
						Good	Clean; adequate.
						Good	Good.
Nervous, 3					Chicken-pox; influenza	Good	Good.
						Excellent	Clean; adequate.
						Poorly lighted and ventilated	Good.
Cardiac, 1					Mumps	Good	Clean.
						Satisfactory	Clean; adequate.
						Good	Clean.
						Good	Two; good.
						Good	Two; good.
						Good	Two; good.
Nervous, 4; cardiac, 3; pulmonary, 3; orthopædic, 4							
					Whooping-cough	Good	Yes.
					Rheumatic fever, 1	Not crowded; poor ventilation; heating fair	Yes.
Torticollis, 1; harelip and cleft palate, 1; contracted left arm, 1					German measles, 3	Good	Clean; adequate.
						Good	Clean; adequate.
Heart, 1						Good	Clean; adequate.
						Temporary quarters	
Cardiac, 5						Well ventilated and heated; not overcrowded	Clean; adequate.
Nervous, 1					Influenza	Splendid	Clean; adequate.
					Parasites	Fulfils its needs adequately	Clean; adequate.
					Influenza	Good	Yes.
						Good building; poor lighting	Two; fair.
Cardiac, 1; anæmia, 1					Measles	Good	Good.
						Good	Good.
						Poor window lighting	O.K.
						Good	Good.
						Satisfactory	Two; clean.
Tuberculosis, 1						Well kept	Yes.
						Satisfactory	Yes.
						Fair	Fair.
						Very fair	Two; good.
						Good	Yes.
						Adequate	Good.

RURAL AND

Name of School.	Medical Inspector.	School Nurse.	No. of Pupils enrolled.	No. of Pupils examined.	Malnutrition.	Defective Mentality.	Defective Vision.	Defective Hearing.	Defective Nasal Breathing.	Adenoids.	Enlarged Tonsils.	Defective Teeth.	Enlarged Glands.	Goitre.
Robson	J. E. H. Kelso		36	33		1	2				9	12		1
Rock Creek	W. H. Wood		26	23			3				12	10	12	15
Rock Mountain	W. H. Wood		18	18			4				8	7	7	7
Rocky Point	I. Bastow Hudson	(Found closed)												
Roe Lake	R. Gibson		12	12							2	2	5	
Roosville	H. A. Christie		8	8										
Rosedale	A. E. Kydd		17	17							6	10	4	1
Rosebery	A. Francis		9	9							1	3	9	5
Rose Hill	R. W. Irving		10	10			5			1	1			
Rose Lake	T. C. Holmes		9	8	1		1		1	1	2	6	7	2
Rose Prairie	H. A. W. Brown		24	18							8	3		
Round Lake	F. V. Agnew		16	15							2	3	5	
Round Top	H. L. Burris		12	12			2	1			4	2		2
Roy	B. F. Johnson		11	9		1	2				1	4		
Royston	E. R. Hicks		27	25	2		5				5	8	4	
Rutland	G. A. Ootmar	Mrs. Grindon	260	221	24	1	71	1		1	49	143	1	57
Sahtlam	E. L. Garner	Miss B. Jenkins	33	31			2		8	19	19	21	11	3
Salmo	J. H. Palmer		43	43	1		1				3	7	1	3
Salmon Bench	P. S. Tennant		8	6				1	1	1	1	3		1
Salmon River	H. S. Trefry		7	7							3	3	1	3
Salmon Valley	P. S. Tennant		15	14	1	1	3	3	1	1	1	8	1	1
Sand Creek	W. Truax		7	7							2	3		2
Sand Creek, Big	H. A. Christie		18	17			1					11		
Sandon	A. Francis		42	40			9				13		27	23
Sandspit	G. A. C. Roberts		12	12			1				3			
Sandwick	T. A. Briggs		26	25			2		6	9	9	12		
Saskatoon Creek	W. A. Watson		31	29			2			5	8	17		3
Saturna Island	C. H. West		15	14			1				3	2		
Savona	M. G. Archibald		21	18							2	9		
Savona Road	K. Terry		16	16			6	1			4	4	11	1
Sayward, Upper	B. F. Johnson	Mrs. E. M. Walls	11	11					1	1	1	2		
Seaford	R. Ziegler		10	10	1	1						1		
Sealey Lake	L. B. Wrinch		13	13			2	1			5	4		
Sechelt	F. Inglis		13	13			3			3		4		
Shalalth	J. C. Stuart		8	7								6	2	
Shawnigan Lake	F. T. Stanier	Cowichan Health Centre	61	58	1		5		3	1	6	29	2	
Shelley	J. T. Steele		20	19					2	2	2	2	3	3
Sheraton	T. C. Holmes		10	10	1				2	2	3	9	8	6
Shirley	I. B. Hudson		10	10				1	1	1	3			
Shoreacres	H. H. MacKenzie		51	46	5	3	8	2		2	7	23		2
Shuswap	W. Scatchard		9	9			1			2	2	7		
Shuswap Falls	O. Morris		12	11							1	3		
Shutty Bench	D. J. Barclay		13	13			1			6	6	5	9	
Sicamous	E. Buckell		18	16			2			1	3	3		
Sidney	S. W. Leiske	Miss G. Grant	117	110	1		13			4	24	37	24	
Silver Creek	E. Buckell		22	17	2	6	1		1	1	1			
Silverton	A. Francis		67	66			1				21	2	65	49
Simoom Sound	B. F. Johnson		7	7			2				2			
Sinclair	F. E. Coy													
Sinclair Mills	J. T. Steele		16	16			1		3	3	4	3	1	2
Sirdar	G. B. Henderson		28	28			1			3	3	4		
Sisters Creek	G. R. Baker		9	9							1			
Skidegate	G. A. C. Roberts		9	9						1	4	3	1	
Slocan Park	H. H. MacKenzie		24	31			7	1		1	14	22		2
Slocan, South	H. H. MacKenzie		47	47			2			1	8	13	5	8
Smithers	F. V. Agnew		196	190	2		7	1	11	11	53	93	66	
Snowshoe	M. F. Lucas		18	17			2		1	1	2	5		
Soda Creek	A. K. Connolly		10	10							5	4		
Solsqua	A. L. Jones		28	28		1		1	1	1	3	8		
Sooke	I. B. Hudson		74	69			6	2	3	4	9	6	4	
Sooke, East	I. B. Hudson		15	15			1	1		2	5	4	1	
Sooke, North	I. B. Hudson		11	11			3	1			3	1	1	
Sorenson	W. E. Bavis		9	9								2		
Sorrento	W. Scatchard		14	14						4	4	6		2
Southbank	T. C. Holmes		12	12	2		4		2	2	7	9	8	7
Spences Bridge	G. H. Tutill		10	10					1	1	5	4	2	1
Spring Bend	H. W. Keith		20	20			1		1	1	3	4	1	1
Springhouse	A. K. Connolly		15	10			1				2	2		

ASSISTED SCHOOLS—*Continued.*

Other Conditions, specify, (Nervous, Pulmonary, Cardiac Disease, etc.).	Vermin.	Scabies.	Impetigo.	Ringworm.	Acute Fevers which have occurred during the Past Year.	Condition of Building. State if crowded, poorly ventilated, poorly heated, etc.	Closets. State if clean and adequate.
						Well kept	Yes.
						Satisfactory	Yes.
					Whooping-cough	Satisfactory	Yes.
						Good	Clean; adequate.
						Satisfactory	Clean; adequate.
						Sanitation good	Clean.
Cardiac, 1							
						Good	Two; clean.
						Good	One toilet; O.K.
						Excellent	Yes.
					Measles	Good	New toilet-pit.
Flat feet, 1; chronic sore knee, 1						Good	Yes.
						Good	Good.
					Influenza	Good	Two; flush-toilets.
Cardiac, 16; scoliosis, 2; anæmic, 9		3			Chicken-pox, 45; mumps, 1; septic sore throat, 1	Good	Fair; adequate.
						Good	O.K.
						Good	Yes.
Dacryocystitis, 1						O.K.	Clean.
						Recommend jacket for stove	Good.
						O.K.	Clean.
						Good	Fair.
						Satisfactory	Clean; adequate.
Cardiac, 9							
						Fulfils its needs adequately	Clean; adequate.
	1					Good	Adequate.
						Crowded	Two; good.
						Condition of building good; not crowded; well ventilated and heated	Clean; adequate.
						Wooden building; good repair	Two; in good repair.
			1				Good.
						Good	Good.
						Good	Good.
		5			Mumps; influenza	Lighting insufficient	Good.
						Good	Yes.
						Fair	Fair.
						Fair	Fair.
						Good	O.K.
Tachycardia, 1						Adequate	Improved.
						Good	Clean; adequate.
						Satisfactory	Yes.
						Satisfactory	Clean.
						Fair	Fair.
						Satisfactory condition	Yes.
Cardiac, 2; nervous, 1						Satisfactory	Clean.
					Scarlet fever	Satisfactory	Yes.
					Pertussis	Good	Good.
						Poor environment	Fair.
					Whooping-cough	Good	Clean; adequate.
		1				Good	Yes.
						Fulfils its needs adequately	Clean; adequate.
Cardiac, 1						Good	Clean; adequate.
Cardiac, 4						Basement room; crowded	Clean; adequate.
Anæmia, 2; cardiac, 7; diabetes, 1					Influenza; mumps; whooping-cough	Good	Good.
						Satisfactory	O.K.
						Good	Two; good.
Cardiac, 2						Good	Yes.
Otitis media, 1; anæmia, 3; rash, 1; cardiac, 3; orthopædic, 2; dysmenorrhœa, 1						Excellent	Excellent.
Torticollis, 1; neglected posture, 1						Unsuitable building	Adequate.
Cardiac, 1						Satisfactory	Adequate.
						Satisfactory	Clean; adequate.
						Satisfactory	Yes.
						Good	Fair.
						Satisfactory	Yes.
							Yes.
						Fair	Two; poor.

RURAL AND

Name of School.	Medical Inspector.	School Nurse.	No. of Pupils enrolled.	No. of Pupils examined.	Malnutrition.	Defective Mentality.	Defective Vision.	Defective Hearing.	Defective Nasal Breathing.	Adenoids.	Enlarged Tonsils.	Defective Teeth.	Enlarged Glands.	Goitre.
Sproat Lake	A. D. Morgan		11	11							3	4		
Squam Bay	K. Terry		18	17	1		5	2	3	4	10	2	12	2
Squamish	N. J. Paul		107	107	2	3	2		10	10	15	32	4	1
Squirrel Cove	R. Ziegler		12	12		1	1	2	2	2	2			
Stewart	H. A. Whillans		64	64			6		11	11	24	18	7	
Stuart Island	B. F. Johnson		15	14	1		3				2	7		
Stillwater	A. Henderson		25	24	1		2				7			
Streatham	T. C. Holmes		8	8			3				2	7	7	7
Stuart	W. R. Stone		13	13			4		1	1	4	9		2
Stuart Station	W. R. Stone		7	7			1				2	3		
Stubbs Island	D. S. Dixson		15	13					1		6	3	4	
Sugar Lake	O. Morris		9	9								1		
Sullivan Hill	J. F. Haszard		13	13							6			
Sullivan Valley	M. G. Archibald		15	15	1		2			1	3	7	2	3
Sunnybrae	E. Buckell		14	14							2			1
Sunnyside	C. R. Symmes		13	13	1		1		1	1	2	4		1
Sunnyside Cannery	R. G. Large		26	25		1	1		14	14	18	17	5	
Sunset Prairie	W. A. Watson		32	31			3		1	5	10	15		1
Surge Narrows	R. Ziegler		10	10					3	3	3	1		
Swan Lake	W. A. Watson		16	15						4	5	5		1
Swan Lake, North	W. A. Watson		20	20					1	3	5	3		1
Sylvania	F. T. Stanier	Cowichan Health Centre	14	13	1	3	1		1	1	2	7		
Ta Ta Creek	F. W. Green		12	11			1				5			2
Tabor Creek	H. S. Trefry		18	18			1			3	11	8	4	6
Taghum	H. H. MacKenzie		28	24	3	1	3			2	10	18		3
Tappen Siding	E. Buckell		19	19	3	1						2		
Tappen Valley	E. Buckell		14	14								4		
Tatla Lake	G. E. Knipfel		9	9	3	3	3		1	1	3	3	1	
Taylor Flats	H. A. W. Brown		27	26			2				6	7		
Tchesinkut Lake	T. C. Holmes		7	7	1		2				5	2	7	3
Telegraph Creek	A. Edgelow		18	18					2	2	2	10		
Testalinda	G. R. Baker		31	31	1		6				4	1	10	7
Thompson	H. S. Trefry		11	11		1	3			5	6	4	5	3
Three Forks	A. Francis		8	8				1			4	1	8	2
Three Valley	A. L. Jones		8	8			1					2		
Thrums	H. H. MacKenzie		44	41	1		4	3	1		2	13		3
Thurston Bay	B. F. Johnson		8	8						1	2			
Telkwa	F. V. Agnew		49	40			1		1	1	11	14	20	
Tintagel	T. C. Holmes		8	7							2	6	6	1
Topley	F. V. Agnew		11	11	1	1	2		2	2	2		5	
Tranquille	K. Terry		18	17			5				3	6	5	
Trapp Lake	S. A. Wallace		10	10			4				1			
Trinity Creek	H. W. Keith		12	12		1					2	5		
Trinity Valley	O. Morris		9	8			2			1	1	2		
Tsolum	T. A. Briggs		221	214	1		11	13	35	79	79	53	1	7
Tulameen	J. E. Whitworth		18	17			1		3	3	3	2	1	
Tupper Creek	W. A. Watson		12	12						2	4	4		1
Turtle Valley	W. Scatchard		10	9						1	1	2		
Twelve-mile Ferry	A. L. Jones		14	14							1	1		1
Ucluelet	Guy Palmer		49	46	1		2		7	7	7	19		2
Ucluelet, East	Guy Palmer		26	26			4	1	5	5	5	11		
Underwood	A. D. Morgan		11	11							5	7		2
Union Bay	E. R. Hicks		78	66	12		6	2		1	12	37	15	
University Hill	H. W. Hill	Mrs. C. A. Lucas	104	88			8					9	33	1
Usk	Stanley Mills		20	20					2	8	6	6	1	2
Valdes Island	R. Ziegler		33	32		1	1		7	7	7		3	
Vallican	H. H. MacKenzie		11	11		1	1				3	5		1
Valmont	J. S. Shotten		17	16					1	1	5	5	3	
Vananda	T. H. Lougheed		20	19			1				2			
Vanderhoof	W. Ross Stone		125	125		3	18		8	11	28	52		1
Vavenby	J. S. Shotten		14	14							5	5	6	
Vesuvius	R. D. Rush		27	26					2	2	3	5	3	
Vesuvius, North	R. D. Rush		13	13						1	1	2	1	
Vinsulla	K. Terry		11	10	1					1	8	4	9	
Walcott	F. V. Agnew		10	8							3	5	8	3
Waldo	H. A. Christie		27	27			4		5	5	7	19		

ASSISTED SCHOOLS—*Continued.*

Other Conditions, specify, (Nervous, Pulmonary, Cardiac Disease, etc.).	Vermin.	Scabies.	Impetigo.	Ringworm.	Acute Fevers which have occurred during the Past Year.	Condition of Building. State if crowded, poorly ventilated, poorly heated, etc.	Closets. State if clean and adequate.
						Good	Good.
Sinus arrythmia, 1						Good	Good.
Cardiac, 1						Good	Good.
						Good	Good.
						One room slightly crowded	Clean; adequate for the present.
						Good	Good.
Infantile paralysis, 1; acne, 1					Impetigo; scabies	No water-supply	
						Good	O.K.
Cardiac, 1						Good	Yes.
						Good	Yes.
Catarrhal throat, 2						Accommodation, ventilation and heating satisfactory	Clean; adequate.
						Satisfactory	Two; clean.
						Good	Yes.
Ganglion on wrist, 1						Wooden building in fair repair	Two; in poor repair.
						Satisfactory	Yes.
Chicken-pox, 10			1			Good	Good.
						Good	Clean.
						Crowded	Two; good.
Mitral systolic, 2						Good	Good.
						Good	Two; good.
						Good	Two; good.
						Good	Good.
Anæmia, 1						Good	Clean; adequate.
						Satisfactory	Yes.
						Satisfactory	Yes.
						Very good condition; no ante-room	One; clean.
						Excellent	Yes.
						Good	O.K.
						Fairly good	Yes.
Chorea, 1						Good	Yes.
						Good	Good.
						Fair	Fair.
						Good	Clean; adequate.
						Poorly lighted and ventilated	Good.
				3	Measles; influenza	Good	Good.
						Good	O.K.
Chorea and tachycardia, 1						Good	Good.
						Good	Good.
						Good	Two; clean.
							Yes.
						Satisfactory	Two; clean.
Hip-joint trouble, 1; anæmic, 2; V.O.H., 1						Good	Clean; adequate.
					Influenza, 4	Good	Good.
						Very good	One; not finished.
						Satisfactory	Yes.
						Good	Yes.
						Not crowded; well heated and ventilated	Clean; adequate.
Otitis media, 1						Not crowded; well heated and ventilated	Clean; adequate.
						Good	Good.
					Acne, 1; influenza	Good	Six; flush-toilets.
Diabetes, 1		1			Chicken-pox, 1; measles, 1; common colds, 14; meningitis, 1	Seating and ventilation require attention	Flush system; inadequate.
						Good	Clean; adequate.
						Good	Good.
Cardiac, 1					Measles, 5	Excellent	Clean; adequate.
						Roomy and light	Very good.
						Excellent	Yes.
Orthopædic, 1					Mumps; chicken-pox	Good	Yes.
Diabetes, 1						Satisfactory	Good.
			3			Satisfactory	O.K.
			8			Satisfactory	O.K.
						Building needs chinking and double floor before winter	Good.
						Satisfactory	Clean; adequate.

RURAL AND

Name of School.	Medical Inspector.	School Nurse.	No. of Pupils enrolled.	No. of Pupils examined.	Malnutrition.	Defective Mentality.	Defective Vision.	Defective Hearing.	Defective Nasal Breathing.	Adenoids.	Enlarged Tonsils.	Defective Teeth.	Enlarged Glands.	Goitre.
Walhachin	R. Gibson		39	36	2		2			6	11	8	5	2
Wanklyn	F. W. Green		9	9		1	1				3	2	2	
Wardner	H. A. Christie		70	67			3		7	7	16	40		
Waterloo	D. P. Hanington	Miss Worthington	32	31	2		1			3	4	17		1
Watch Lake	R. Gibson		10	10		1				2	3	3	5	
Watmore	W. Scatchard		8	7						2	2	6		2
Webber Lake	W. Ross Stone		8	8			2		1	2	4	6		
Wellington	O. G. Ingham		52	52	2	2			1	4	7	12	6	3
Wellington, East	O. G. Ingham		36	35		4	1			5	3	10	3	3
Wellington, South	D. P. Hanington	Miss Worthington	101	100	2	1	1	1	7	10	17	39		3
Westbank	G. A. Ootmar	Miss Barton	9	8			1				3	8		
Westbank Townsite	Wm. Buchanan		58	53			6				9	6		33
Westbridge	W. H. Wood		6	6			1				2	1	3	4
West Demars	H. F. Tyerman		7	7		1			4	4	4	2		
Westside	Burris Clinic		7	6	1		2				3	3	5	
Westview	A. Henderson		96	91	14	2	4	1	1	7	14	3		
Westwold	K. Terry		35	34	5		15	1		1	21	10	25	
Whaletown	R. Ziegler		11	11	1	1			1	1	1	3		
White Lake	E. Buckell		14	14		1								1
Whitewater	D. J. Barclay		8	8						1	4	3	5	
Wildwood	A. Henderson		91	90	18	1	2	1		4	16	2	1	
Williams Lake	A. K. Connolly		106	104			4				18	10		
Willow Point	H. H. MacKenzie		36	36	1		2				8	7	1	3
Willow River	J. T. Steele		31	31			2		2	2	2	4	3	4
Willowvale	W. R. Stone		12	12			2				1	10		
Wilmer	F. E. Coy		13	13	2		2		2	2	2	6		
Windermere	F. E. Coy		24	24	1		2			1	1	7		
Winfield	G. A. Ootmar		66	58	13			1	1	1	18	35	3	9
Winlaw	H. H. MacKenzie		42	37			3				13	18		3
Wistaria	T. C. Holmes		7	6					1	1	4	3	6	4
Woodfibre	C. G. G. Maclean		84	84	2		18	1	6	9	24	25	12	
Woodpecker	H. S. Trefry		9	9						2	5	4	3	2
Wynndel	G. B. Henderson		60	60	1		9			9	9	16		
Wycliffe	F. W. Green		20	20			1				5	2		2
Yahk	G. B. Henderson		80	76	3	1	10	1		10	10	14		
Yale	P. McCaffrey		23	21			2	2	12	12	12	3		2
Ymir	H. H. MacKenzie		24	24	2		1			1	4	15	2	3
Yorston	G. R. Baker		9	9							2			
Youbou	E. L. Garner	Miss B. Jenkins	25	20	4				4	5	13	8	5	3

ASSISTED SCHOOLS—*Continued.*

Other Conditions, specify, (Nervous, Pulmonary, Cardiac Disease, etc.).	Vermin.	Scabies.	Impetigo.	Ringworm.	Acute Fevers which have occurred during the Past Year.	Condition of Building. State if crowded, poorly ventilated, poorly heated, etc.	Closets. State if clean and adequate.
						Good	Clean; adequate.
						Satisfactory	Clean; adequate.
Orthopædic, 1; cardiac, 1						Satisfactory	Clean; adequate.
					Influenza	Good	Clean; adequate.
						Satisfactory	Yes.
Cardiac, 1						Good	Yes.
					Whooping-cough	Good	Clean.
					Whooping-cough	Good	Clean.
Cardiac, 2; orthopædic, 1		1				Satisfactory	Clean; adequate.
						Good	Good; adequate.
						Satisfactory	Clean; adequate.
						Satisfactory	Good.
						Good	Clean; adequate.
Nervous, 1; cardiac, 1							
						Adequate	Not very good.
						Good	Good.
						Satisfactory	Yes.
Osteomyelitis (leg), 1						Fair	Fair.
Cardiac, 1; flat chest, 1			1				
						New building good; old building poor	Two; good.
						Good	Clean; adequate.
		2				Poor ventilation	Satisfactory.
					Mumps	Good	Yes.
						Good	Good.
						Good	Dirty.
Cardiac, 2; scoliosis, 4; anæmia, 2	3	1				Good	Good; adequate.
						Good	Clean; adequate.
						Good	Poor; in need of cleaning.
Myocardiac rapid nervous heart, 3						Good; well ventilated and heated	Clean; adequate.
						Good	Good.
					Whooping-cough	Good	Clean; adequate.
					Whooping-cough	Good	Clean; adequate.
						No	No.
Cardiac, 2						Good	Clean; adequate.
					Influenza	Good	Yes.
Nervous, 1; epilepsy, 1; whooping-cough, 4; eczema, 1					Whooping-cough	Good	Yes.

VICTORIA, B.C.:
Printed by CHARLES F. BANFIELD, Printer to the King's Most Excellent Majesty.
1931.

925-1231-7330