PROVINCE OF BRITISH COLUMBIA

ANNUAL REPORT

OF

THE DEPARTMENT OF LABOUR

FOR THE

YEAR ENDED DECEMBER 31ST

1930

PRINTED BY
AUTHORITY OF THE LEGISLATIVE ASSEMBLY.

VICTORIA, B.C.:
Printed by CHARLES F. BANFIELD, Printer to the King's Most Excellent Majesty.
1931.

To His Honour JAMES ALEXANDER MACDONALD,
Administrator of the Province of British Columbia.

MAY IT PLEASE YOUR HONOUR:

The Annual Report of the Department of Labour of the Province for the year 1930 is herewith respectfully submitted.

W. A. McKENZIE,
Minister of Labour.

Office of the Minister of Labour,
June, 1931.

The Honourable W. A. McKenzie,
Minister of Labour.

SIR,—I have the honour to submit herewith my Thirteenth Annual Report on the work of the Department of Labour up to December 31st, 1930.

I have the honour to be,
Sir,
Your obedient servant,

J. D. McNIVEN,
Deputy Minister of Labour.

Department of Labour,
Victoria, B.C., June, 1931.

SUMMARY OF CONTENTS.

PAGE.

Report of Deputy Minister 7
- Wage Reductions 7
- Immigration Restrictions 8
- Unemployment 9
  - Winnipeg Resolutions 9
  - Regina Conference 10
  - Employment Service Council Recommendation 10
- "Unemployment Relief Act, 1930" 11
  - Regulations 12
- Apportionment of Contributions 13
  - Value of Works 13
  - Direct Relief 13

Statistics of Trade and Industries 15
- Decrease in Total Pay-roll 15
- Three Industrial Divisions 17
- Pay-roll Comparisons 18
- Decrease in Number of Apprentices 18
- Number of Wage-earners by Months 19
- Fluctuation of Employment by Industries 20
- *Fluctuation in Industrial Wages Charts* 21
- Females in Industry 22
- Lower Wages prevailing 23
- Decrease in Average Industrial Wage 24
- Nationality of Employees 24
- Statistical Tables 26
- Summary of all Tables 39

"Hours of Work Act" 40
- Temporary Exemptions suspended 40
- Average Weekly Hours of Work by Industries 41

Male Minimum Wage Board 42
- Licentiates of Pharmacy 42
- Employing Druggists' Appeal 42
- Decision of Court of Appeal 43
- Act amended to exclude Professions 44
- Janitors, Cleaners, Watchmen, and Elevator Operators 44

Labour Disputes and Conciliation 45

Employment Service 47
- Condition during the Year 47
- Business transacted 48
- Other Branches of Activity 50

Inspection of Factories 52
- Accident-prevention 52
- Sanitation 53
- Elevator Inspection 53
- Child-labour 54

Report of Minimum Wage Board 56
- Abnormal Conditions reflected 56
- Shortages collected 56
- Court Cases 56
- Statistical Study 59
- Wage Standards, 1929 and 1930 64
- Marital Status 65
- Protection afforded Employees 66
- Appendix—Summary of Orders 68

Association of Employers 71

Union Directory 73

REPORT OF THE DEPUTY MINISTER OF LABOUR FOR 1930.

The present industrial depression throughout the Province is a reflection of the unfavourable labour conditions existing all over the world.

The conditions which existed prior to the World War were swept aside, and in order to bring success to our armies new methods were adopted to meet new circumstances. During the period of readjustment which followed the Armistice, labour and industry passed through a period of depression; world markets had become disorganized, old trade connections had been severed, and with the return of our soldiers the serious problem of rearrangement of industry from a war basis to a peace footing was before us.

During the years 1920 and 1921, unemployment was prevalent everywhere and relief measures had to be put into effect, but in 1922 there were signs that a return of normal times was not far distant—that industry had completed its reorganization, and that labour would be assured of work at satisfactory remuneration. From 1921 the aggregate pay-roll of the Province increased each year until the year 1930, and at the present time we are passing through a period of depression similar, if not more serious, than that which existed during 1921–22.

That the present situation is serious may be judged by the fact that the Dominion Government called a special session of Parliament to deal exclusively with unemployment.

The questions which I believe industrialists should ask themselves are: "Did we reorganize our industries in the best interests of all concerned?" "Is our present method of production the correct one?" "Have we developed machinery to increase production and neglected to consider the question of the purchasing-power of the people?"

The present conditions which allow thousands of men, willing and able to work, to be under the necessity of accepting relief for themselves and families, while at the same time bank deposits are increasing rapidly, is a sad rebuff to our present methods of business.

While these factors cannot be fully discussed here, captains of industry will have to face and arrive at a solution of this problem, which is of vital importance to themselves.

In an endeavour to assist in maintaining favourable working conditions, this Province has been very free from industrial disturbances for a number of years, employers and employees realizing that where a plant is closed down because of any disagreement, both parties lose financially, the record of time lost as measured in working-days during the last seven years being as follows:—

1924	223,876	1928	20,791
1925	23,309	1929	3,320
1926	28,016	1930	3,809
1927	17,006		

It is to be hoped that a continuance of the present harmonious relations between employer and employee will be maintained and that by a mutual understanding of each other's problems a speedy return to normal conditions will take place.

WAGE REDUCTIONS.

It is regrettable that during the past year there has been an almost general tendency towards the lowering of wages.

During the year cuts in the wage-rates were made in one of our basic industries, which brought the wages down to a very low level.

A large organization in the United States, known as the Loyal Legion of Loggers and Lumbermen, and composed of employers and employees, organized in 1918 "to promote the common interest of those engaged in the lumber industry," the directorate being composed of an equal number of employers and employees, held their twenty-fourth semi-annual meeting of the Board of Directors in Portland, Oregon, November 17th and 18th, 1930.

Among other matters dealt with the following appears: "A protest against national industries taking advantage of the present critical condition of unemployment to reduce wages so low that men do not make enough to live up to the American standard."

This was embodied in a resolution which the Board directs be sent to President Hoover's Lumber Committee: "That the eight-hour day standard be applied to the lumber industry of the whole United States, together with a minimum wage for common labour which is suggested be not less than $3.20 for an eight-hour day throughout the country."

Another resolution called for "renewed effort to get all lumber-producing plants to adopt an eight-hour working-day."

The report of the President, W. G. Ruegnitz, concluded with the recommendation that the Board "send out a ringing challenge" for industry improvement, co-operation of employees and employers, a national eight-hour day, a work-year that will fit demand to production, reasonable profit and fair wages—the last mentioned on an annual income basis—and that the 4L should work for $4 a day as a minimum "and should never quit until it reaches that goal."

One of the largest sawmills on Vancouver Island instituted a five-hour shift on both day and night crews, while in their logging operations a six-hour day was put into force. The company also reduced the rates at the boarding-house in order to maintain as far as possible a reasonable living wage for the men. The management was faced with the alternative of dismissing practically the entire night crew if operations were to continue. As this would have practically doubled the existing unemployment in Port Alberni, the company thought it better to cut the hours of the entire staff and so keep more men employed.

IMMIGRATION RESTRICTIONS.

In order to restrict the number of immigrants entering Canada, the following Order in Council, P.C. 1957, dated August 14th, 1930, was passed at Ottawa:—

P.C. 1957.

14th day of August, 1930.

His Excellency the Governor-General in Council, on the recommendation of the Minister of Immigration and Colonization, is pleased to order as follows:—

1. Paragraphs 2, 3, 7, and 8 of the Regulations made by Order in Council P.C. 183 of the 31st January, 1923, as amended by P.S. 642 of the 11th April, 1923, and P.C. 534 of the 8th April, 1926, are hereby rescinded.

2. Under the authority of section 38 of the "Immigration Act," chapter 93, R.S.C. 1927, the Regulations made by Order in Council P.C. 183 of the 31st January, 1923, amended as aforesaid, are hereby further amended by adding thereto the following paragraph:—

"(9.) In possession of a provisional letter of entry issued prior to the 14th day of August, 1930:

"Provided that all such provisional letters issued more than five months prior to the said 14th day of August, 1930, shall be and are hereby cancelled.

E. J. LEMAIRE,
Clerk of the Privy Council.

Order in Council P.C. 183, dated January 31st, 1923 (as amended), provided as follows (the sections rescinded by the new Order are marked by asterisks):—

From and after the 15th February, 1923, and until otherwise ordered, the landing in Canada of immigrants of all classes and occupations is hereby prohibited, except as hereinafter provided.

The Immigration Officer in Charge may, notwithstanding the provisions of P.C. 23 of the 7th January, 1914, permit to land in Canada any immigrant who otherwise complies with the provisions of the "Immigration Act," if it is shown to his satisfaction that such immigrant is:—

(1.) A *bona-fide* agriculturist entering Canada to farm and has sufficient means to begin farming in Canada.

*(2.) A *bona-fide* farm-labourer entering Canada to follow that occupation and has reasonable assurance of employment.

*(3.) A female domestic servant entering Canada to follow that occupation and has reasonable assurance of employment.

(4.) The wife, or child under 18 years of age, of any person legally admitted to and resident in Canada who is in a position to receive and care for his dependents.

(5.) Any United States citizen entering Canada from the United States who shall satisfy the Immigration Officer in Charge at the port of entry that he has sufficient means to maintain himself until employment is secured.

(6.) Any British subject entering Canada directly or indirectly from Great Britain or Ireland, Newfoundland, the United States of America, New Zealand, Australia, or the Union of South Africa, who shall satisfy the Immigration Officer in Charge at the port of entry that he has sufficient means to maintain himself until employment is secured; Provided that the only persons admissible under the authority of this clause are British subjects by reason of birth or naturalization in Great Britain or Ireland, Newfoundland, New Zealand, Australia, or the Union of South Africa.

*(7.) A person who has satisfied the Minister that his labour or service is required in Canada.

*(8.) The father or mother, the unmarried son or daughter 18 years of age or over, the unmarried brother or sister, of any person legally admitted to and resident in Canada who has satisfied the Minister of his willingness and ability to receive and care for such relative:

Provided that this clause shall not apply to the relative of any resident of Canada who himself failed to observe the conditions under which he was admitted to Canada:

And provided further that the provisions of this Order in Council shall not apply to immigrants of any Asiatic race.

UNEMPLOYMENT.

The situation for the past year regarding unemployment has been very serious. As stated in our last report, the relationship of agriculture to industry is becoming more apparent. The effect of wheat prices during 1929, which began to make itself felt during the latter months of that year, increased with the opening of the present year, and spread into every basic industry in the Province. The workers who bore the brunt of the crisis were those employed in the lumbering industry. The year had not progressed very far before those employed in this basic industry had a reduction made in their wages, and about the middle of the year the cut was general all through the lumbering industry, and ranged from 10 per cent. to as high as 30 per cent. Many employers did not make more than a 10-per-cent. reduction in the wages of married men, the Oriental employees having the heaviest reduction.

Following this effort on the part of proprietors to keep their plants operating, many of the operations, logging and sawmills, closed down for an indefinite period. This would have greatly increased the number of unemployed had it not been that an increase was registered in the number engaged in manufacturing, transportation, and construction.

Another basic industry, almost equally as hard hit as lumbering, was that of metal-mining, this condition being entirely due to the low price of metals.

That unemployment is not confined to any locality or Province in the Dominion may be judged by the fact that a special session of the Dominion Parliament was called during the month of September, when $20,000,000 was voted for the relief of unemployment; this sum to be expended in constructing, extending, or improving public works and undertakings, railways, highways, bridges and canals, harbours and wharves, assisting in defraying the cost of distribution of products of the field, farm, forest, sea, lake, river, or mine, granting aid to Provinces and municipalities in any public work they may undertake for relieving unemployment, and reimbursing expenditures made by Provinces and municipalities in connection with unemployment, and generally in any way that will assist in providing useful and suitable work for the unemployed.

As an indication that the British Columbia Government was fully alive to the question, an unemployment conference was held in Winnipeg during January and was attended by a representative of the Department of Labour, when as a result of the deliberations the following resolutions were adopted:—

(1.) That the Federal and Provincial Governments be urged to again assume their share of the cost of unemployment relief, and that such assistance be on the basis of the agreement entered into during the seasons of 1920–21 and 1921–22.

(2.) That the Dominion Government reimburse the municipalities for all costs incurred by them in connection with the care of immigrants who have become public charges, and that deportation proceedings be completed as soon as possible.

(3.) Urging the Dominion Government to proceed immediately with its extended building programme, including harbour-improvement work, etc., with a view to providing winter employment.

(4.) That the Dominion Government cancel all colonization agreements made with transportation and other agents for immigration, and arrange that all placements of men and women be made through the Employment Service of Canada in order that men and women already in Canada shall have the first opportunity of accepting work which may be available.

(5.) That the Government appoint an Economic Commission to make a thorough inquiry into the causes and remedies for unemployment throughout Canada, with a view to discovering and recommending practical methods which might be followed to bring about a cure of the problem; and that in addition the Dominion Government be asked to put into immediate effect the remedies of the problem which have already been agreed upon, and to establish a permanent body to deal with the question.

(6.) Endorsing the principle of unemployment insurance and recommending the calling of an Interprovincial and Federal Conference at the earliest possible date for the consideration of the adoption of a Dominion-wide scheme.

(7.) That the Federal and Provincial Governments and municipalities be urged to provide such employment as may be undertaken by disabled ex-service men, even though such employment be not productive of profit.

(8.) That all public bodies be requested to give particular attention to the drafting of specifications and the wording of contracts in order that the construction of public buildings may be carried on during winter months.

(9.) That the necessary steps be taken to provide that fair wages shall be paid for winter relief-work, it having been brought to the attention of this conference that advantage is often taken of men out of work to reduce wages.

(10.) That the Federal Government take into consideration their responsibility to provide work for the ex-service men, who by reason of their war service find it very difficult to obtain work in the competitive labour market.

(11.) Requesting the Federal Government to establish a system of pensions for the blind.

(12.) Inviting each Province to send representatives on the delegation to Ottawa.

(13.) The expenses of the conference to be defrayed by the municipalities and the Provinces on a *pro-rata* basis.

(14.) It was pointed out that a parliamentary committee of 1928 recognized "as one of the most serious situations confronting the country generally" what was referred as the problem of the "broken-down or burned-out man" wholly or in part non-pensionable; and the Dominion Government was asked to provide: (*a*) That to married men with dependents there be made a living allowance; (*b*) that for unmarried men provision be made for their care and maintenance; (*c*) that such benefits be available only to men who by reason of age or disability, wholly or in part non-pensionable, are in necessitous circumstances and are unemployable in any available labour market; (*d*) that such benefits be restricted to men who have served in an actual theatre of war; (*e*) that all regulations be so framed as to prevent the benefits conferred being utilized in any way to bonus indolence.

These were subsequently placed before the Dominion Government at Ottawa on February 26th, the British Columbia Government being again represented on the delegation.

A conference of Government representatives of the three Western Provinces was held in the Parliament Buildings at Regina on July 17th and 18th. This was attended by Hon. W. A. McKenzie, Minister of Labour, and an official of the Department. The greater part of the time of the conference was spent in an exchange of opinions between the representatives of the Provinces with respect to the probable extent of unemployment during the fall and winter, but more particularly as to the experience of the various Governments in methods adopted in previous years in meeting the situation.

The eleventh annual meeting of the Employment Service Council of Canada was held at Ottawa on August 21st and 22nd, this Province being represented by the Hon. S. F. Tolmie, Premier. This Council is composed of twenty-three members, representative of the Federal and Provincial Governments, and various groups in the economic life of Canada, and is an advisory body instituted by Order in Council P.C. 3111 of December 23rd, 1918 (as amended by Order in Council P.C. 2262 of September 20th, 1930), for the purpose of advising the Minister of Labour specifically in connection with the functioning of employment offices throughout Canada, and more generally on ways and means of preventing unemployment and of relieving an existent situation.

At the conclusion of the Conference the Council unanimously adopted a number of recommendations setting forth its views on emergency steps that might be taken with respect to existing unemployment with a view to relieving the situation. These recommendations were in the following terms:—

RECOMMENDATIONS.

(1.) That as a means of immediate relief of unemployment, Federal, Provincial, and Municipal authorities in their respective spheres should commence or continue works of a permanent nature, such as building and construction, including highways, bridges, wharves, railway terminals, subways, railway crossings, needed public buildings, and other public improvements, as well as repairs to and maintenance of public highways and properties.

(2.) That in view of the situation now existing there is a joint responsibility on the part of the Municipal, Federal, and Provincial authorities to contribute to the cost of relief-work measures to alleviate the unemployment situation.

(3.) That the Federal, Provincial, and Municipal authorities should use their influence with private corporations and individuals to carry on contemplated construction and maintenance works forthwith to alleviate unemployment.

(4.) That all governing bodies, so far as practicable, should anticipate their requirements and place advance orders for all lines of supplies and equipment, such as wearing-apparel, tents, blankets, etc., same to be of Canadian production.

(5.) That in so far as possible, in such works as may be developed to meet the present situation, preference in placement should be given to men with family responsibilities, in close proximity to the communities wherein their families are located.

(6.) That when employers of labour are compelled to resort to part-time operations the available work should be distributed equitably among the whole number of workers normally employed, either by shortening hours or rotating working-shifts.

(7.) That in cases where direct relief must be given it is recommended that the following principles be observed:—

(*a.*) Costs should be evenly divided between the Municipality, Province, and Dominion.

(*b.*) In cases of unorganized districts and municipalities, which satisfy the Province that they are unable to meet their share, then the cost shall be borne equally by the Provincial and the Dominion Governments.

(*c.*) Where, due to special conditions prevailing, responsibility for a large volume of actual relief funds must be undertaken by a private charitable agency, these same public authorities shall take recognition of the fact in the distribution of any or such moneys as may be assigned for actual expenditure on emergency relief.

(8.) That this Council recommends the passage by Parliament at the forthcoming special session of adequate appropriations to provide for the relief of unemployment by the methods recommended and for such other contingencies as may arise in connection with providing work or relief.

(9.) That an immediate survey of imports should be made, followed by such legislative changes as will result in the production by Canadian labour of such commodities heretofore imported, as the survey discloses can be efficiently and economically produced within the Dominion, and that coincident therewith the Government take steps to safeguard the interests of the consumers.

(10.) That the Federal Government give all possible encouragement to the efficient marketing of Canadian grain, farm produce, and other primary products.

(11.) The Council takes recognition of the decision of the Government to restrict the entry of immigrants into the country at the present time, and would urge that this policy should be continued until it is shown to the satisfaction of the Government that such immigrants can be absorbed and given employment without detriment to the Canadian people.

(12.) That this Council urge upon the Federal authorities that provision be made for an adequate census of the unemployed in Canada in connection with the 1931 census.

Recognizing that unemployment had become so general throughout Canada as to constitute a matter of national concern, the Dominion Parliament in special session passed the "Unemployment Relief Act, 1930," which received Royal assent on September 22nd, 1930. The Act and regulations made thereunder were in the following terms:—

21 George V.

Chap. 1.

An Act for the Granting of Aid for the Relief of Unemployment.

[*Assented to 22nd September, 1930.*]

Whereas unemployment, which is primarily a provincial and municipal responsibility, has become so general throughout Canada as to constitute a matter of national concern; and whereas it is desirable that assistance should be rendered by the Government of Canada towards the relief of such

unemployment: Therefore, His Majesty, by and with the advice and consent of the Senate and House of Commons of Canada, enacts as follows:—

1. This Act may be cited as the "Unemployment Relief Act, 1930."

2. For the relief of unemployment, a sum not exceeding twenty million dollars is hereby appropriated and may be paid out of the Consolidated Revenue Fund of Canada for such purposes and under such terms and conditions as may be approved by the Governor in Council.

3. Without restricting the generality of the terms of the next preceding section hereof, and notwithstanding the provisions of any Statute, the said sum of twenty million dollars may be expended in constructing, extending, or improving public works and undertakings, railways, highways, bridges and canals, harbours and wharves; assisting in defraying the cost of distribution of products of the field, farm, forest, sea, lake, river, and mine; granting aid to Provinces and municipalities in any public work they may undertake for relieving unemployment and reimbursing expenditures made by Provinces and municipalities in connection with unemployment, and generally in any way that will assist in providing useful and suitable work for the unemployed.

4. A report shall be laid before Parliament within fifteen days after the opening of the next session thereof, containing a full and correct statement of the moneys expended under this Act and the purposes to which they have been applied.

5. Any portion of the said sum of twenty million dollars, remaining unexpended or unappropriated for the purposes of this Act on the thirty-first day of March, 1931, shall thereupon lapse.

P.C. 2246.

Whereas unemployment, which is primarily a municipal and provincial responsibility, has become so general throughout Canada as to constitute a matter of national concern:

And whereas it is desirable that assistance should be rendered by the Government of Canada towards the relief of such unemployment:

And whereas Parliament has enacted the "Unemployment Relief Act, 1930," being an Act for the Granting of Aid for the Relief of Unemployment:

And whereas the Act provides for the appropriation of a sum not exceeding twenty million dollars to be paid for the relief of unemployment out of the Consolidated Revenue Fund of Canada under such terms and conditions as may be approved by the Governor in Council:

Therefore, His Excellency the Governor-General in Council, on the recommendation of the Minister of Labour, is pleased to approve the annexed regulations under which the aforesaid sum may be paid out, and they are hereby approved accordingly.

E. J. LEMAIRE,
Clerk of the Privy Council.

REGULATIONS.

1. Except where the context otherwise requires, in these regulations the expression:—
   (*a.*) "Act" means the "Unemployment Relief Act, 1930":
   (*b.*) "Minister" means the Minister of Labour.

2. There shall be reserved and set aside out of the moneys appropriated by the Act a sum not to exceed four million dollars to pay one-third of the expenditures of municipalities for direct relief where suitable work cannot be provided for the unemployed, and one-half of direct relief in unorganized districts.

3. The Minister may enter into an agreement with the Government of any Province for the payment by such Provincial Government of one-third of the said municipal expenditures for direct relief.

4. The Minister may enter into an agreement with the Government of a Province in which any municipality is situate for the payment of such municipality by the Government of Canada of twenty-five per centum of the cost of such public works and undertakings as may be necessary to provide suitable work for the unemployed, and by the Government of the Province of twenty-five per centum of the said cost, and that fifty per centum of the said cost shall be assumed and borne by the municipality.

5. Notwithstanding the provisions of the preceding section and where, by reason of recent abnormal municipal expenditures for unemployment relief, a municipality is unable to bear fifty per centum of the cost of such public works and undertakings as may be necessary to provide work for the unemployed in such municipality, the Minister may enter into an agreement to vary the proportion of the cost of such public works and undertakings to be borne by the Provincial and Dominion Governments.

6. The Minister may enter into an agreement with the Government of any Province for the carrying-on by such Provincial Government of public works, improvements, and other undertakings that will assist in providing suitable work for the unemployed, the cost of such public works and improvements to be borne by the Provincial and Dominion Governments in such proportions as may be agreed upon.

7. All agreements made with provincial and municipal authorities involving the expenditure of any portion of the moneys appropriated by the Act for public works or undertakings shall contain provisions for the payment of fair wages and hours of work in accordance with the intent of the "Fair Wages and Eight-hour Day Act, 1930," and the Fair Wages Policy of the Government of Canada as set forth in Order in Council (P.C. 1206) dated 7th June, 1922, and amendments thereto. Agreements involving the expenditure of any portion of the said moneys for public works or under-

takings shall contain a provision to the effect that all persons employed on such public works or undertakings shall be, as far as practicable, residents of the locality in which the work is being performed, and that in no case shall discrimination be made in the employment of any persons by reason of political affiliation.

8. Statements of accounts for expenditures by municipalities for direct relief or for public works and undertakings made under the provisions of the Act and these regulations shall be accompanied by a certificate of the appropriate provincial authority that expenditures have been duly made in accordance with such statements.

9. The Minister may at any time require the Province to furnish information, detailed or otherwise, in connection with statements of accounts rendered by the Province.

10. There may be paid out of the moneys provided by the Act such sums as may be required for administration purposes, including salaries of temporary employees, all of which sums shall not exceed one-half of the one per centum of the moneys thereby appropriated.

11. The administration of the Act and regulations shall be vested in the Minister of Labour, subject to the approval of the Governor in Council, and the Minister of Labour, the Minister of Railways and Canals, the Minister of Public Works, the Minister of the Interior, and the Minister of Marine shall be an advisory committee on expenditures to be made under the Act.

The Committee appointed to administer Unemployment Relief on behalf of the Province of British Columbia was composed of Hon. W. A. McKenzie, Minister of Labour, Chairman; Hon. R. W. Bruhn, Minister of Public Works; and Hon. S. L. Howe, Provincial Secretary.

Of the $20,000,000 set aside by the Dominion Government under the "Unemployment Relief Act, 1930," an amount of $900,000 was originally granted to the Province of British Columbia and a further $200,000 was provided in March, 1931, making a total of $1,100,000 as the contribution of the Dominion to British Columbia.

Apportionment of Contributions.

The basis of contributions was that in work carried out by municipalities the share of the Dominion would be 25 per cent., the Provincial share 25 per cent., and Municipal share 50 per cent.; while in unorganized territory the Dominion paid 50 per cent. and the Province 50 per cent. of the total cost.

Where direct relief was given in organized territory the Dominion paid 33⅓ per cent., the Province 33⅓ per cent., and the Municipality 33⅓ per cent., and in unorganized territory the Dominion and Provincial Governments shared equally the cost of such relief.

Total Value of Works.

The following tabulation shows the division of the funds as at 1st day of June, 1931:—

Organized Territory.

Provincial Government share	$591,062.00
Dominion Government share	591,063.00
Municipalities' share	1,182,125.00
Total	$2,364,250.00

The approximate man-days' work available being 528,900.

Unorganized Territory.—The value of works allocated in unorganized territory was $1,018,632, in which the Province and Dominion shared equally. This amount provided 221,970 man-days' work.

The total value of works created under the "Unemployment Relief Act, 1930," in British Columbia was, therefore, $3,382,882, giving approximately 750,870 man-days' work.

DIRECT RELIEF ("UNEMPLOYMENT RELIEF ACT, 1930").

The number of families and single persons who received direct relief under the above Act up to April 30th, 1931, was as follows:—

	Families.	Single.	Total.
Unorganized territory	536	887	1,423
Municipalities	4,630	13,327	17,957
Totals	5,166	14,214	19,380

The amount paid in direct relief was:—

Unorganized territory	$29,051.14
Municipalities	455,540.05
Total	$484,591.19

The amount of $29,051.14 disbursed in unorganized territory was divided equally between the Provincial and Dominion Governments, while the $455,540.05 distributed by municipalities was made up by the Provincial Government and the Dominion Government each paying one-third, and the Municipality concerned paying one-third of the total cost.

NUMBER OF UNEMPLOYED.

An estimate of the total number of unemployed in the Province, gathered from reports received from our unemployment officials, places the number of unemployed at approximately 24,000, distributed as follows: 9,500 in Vancouver, 2,000 in Victoria, 7,000 in other municipalities, and 5,500 in unorganized districts.

STATISTICS OF TRADES AND INDUSTRIES.

The depression existing throughout the entire world has had the effect of reducing the total pay-roll of this Province for the first time in the last ten years.

This is not surprising when it is considered that so many of our industries, such as lumbering, metal-mining, Coast shipping, and smelting, are entirely dependent on world markets. It is in these where the largest reduction in the amounts paid in salaries and wages are to be found.

The industries which cater to British Columbia and adjacent territory have suffered only small reductions in comparison with the industries dependent on export trade.

4,704 RETURNS RECEIVED.

The number of firms reporting totalled 4,704, a decrease of 361 from the previous year. This drop is largely to be found in three of the tables: Contracting, with 63; lumber industries, 141; and metal-mining, 121.

DECREASE IN TOTAL PAY-ROLL.

The aggregate pay-roll shown by the 4,704 firms reporting was $127,160,467.53 for the year 1930, a decrease of $17,959,858 from the year 1929. The pay-rolls for the last decade from actual returns received were:—

1921	$79,742,380.10
1922	86,192,190.73
1923	106,796,958.96
1924	107,798,771.36
1925	115,943,238.60
1926	129,420,599.55
1927	130,047,021.92
1928	136,784,484.18
1929	145,120,325.98
1930	127,160,467.53

It will be readily observed from these figures that the industries of this Province have been advancing steadily from 1921, and had it not been for the abnormal conditions prevailing in the lumbering and metal-mining industries we would have felt very little of the prevailing world conditions.

The amount paid to officers, superintendents, and managers for the year 1930 was $13,202,109.09; to clerks, stenographers, and salesmen, $14,034,744.30; and to wage-earners, $99,923,614.14; the percentages being 10.38, 11.03, and 78.59 respectively.

A glance at the percentage table given below reveals the fact that the amount paid to wage-earners has, with the exception of 1928, decreased since 1926, while an increase in the amounts paid to the other two classifications has occurred during the same period. While this condition might be easily accounted for during 1930, when a great many of the wage-earners were laid off or placed on short time, the percentage figures clearly show that the reduction in the amount paid to wage-earners was taking place during years when the total pay-roll of the Province was increasing. The reason for this state could be attributed to two causes: First, the increased use of labour-saving machinery, thereby enabling manufacturers to produce more with fewer of the actual wage-earning class; at the same time, in order to dispose of the increased production, a larger staff of salesmen, office-help, and executive officers was employed. The second cause might be that the remuneration to wage-earners has not increased in the same ratio as with other employees. This latter assumption seems to be borne out by the fact that during 1930 there were 7,253 adult males receiving less than $19 per week, compared with 5,592 in 1929 and 4,391 in 1928.

From these figures it would appear that officers in executive positions and those on the office and sales force have been able to maintain their salary-level, and that any reduction made in operating costs has fallen on the wage-earners.

The following is the percentage figures covering the last five years:—

ADULT MALE WORKERS EMPLOYED AT LOW RATES OF WAGES.

Weekly Rate.	1925.	1926.	1927.	1928.	1929.	1930.
Under $6	49	2	.....	.....	.....	.....
$6 to $6.99	45	3	1	1	.....	.....
7 to 7.99	37	12	11	3	.....	.....
8 to 8.99	158	53	10	10	.....	3
9 to 9.99	139	54	9	26	1	47
10 to 10.99	297	97	44	70	97	57
11 to 11.99	382	204	72	44	27	88
12 to 12.99	1,249	359	194	214	49	182
13 to 13.99	867	528	171	143	110	184
14 to 14.99	1,454	965	317	283	494	816
15 to 15.99	1,635	1,438	619	679	588	954
16 to 16.99	2,695	1,311	502	574	1,267	1,024
17 to 17.99	1,796	1,952	1,199	1,092	1,550	1,950
18 to 18.99	3,806	2,520	1,260	1,252	1,409	1,948
Totals	14,609	9,498	4,409	4,391	5,592	7,253

	1926.	1927.	1928.	1929.	1930.
	Per Cent.	Per Cent.	Per Cent.	Per Cent.	Per Cent.
Officers, superintendents, and managers	9.58	10.19	9.29	9.48	10.38
Clerks, stenographers, and salesmen	8.21	8.59	9.31	9.53	11.03
Wage-earners	82.21	81.22	81.40	80.99	78.59
	100.00	100.00	100.00	100.00	100.00

TOTAL PAY-ROLL OF ALL INDUSTRIES.

The total amount of pay-rolls given by 4,704 firms whose returns were received in time to tabulate in this report was $127,160,467.53. To this amount, however, must be added a number of additional items in order that a fair estimate of the grand total of all industrial concerns in the Province can be arrived at.

An amount of $1,395,692.63 was the total received too late to be classified under our twenty-five tables.

An estimate of the firms who so far failed to make a return has been made at $2,200,000.

Transcontinental railways and other railways (not including logging-railways) submitted pay-rolls which totalled $13,877,653.55, a decrease of $1,680,622.56. Employees engaged by Dominion and Provincial Governments are estimated at $6,000,000.

Wholesale and retail businesses have a number of employees who could be reasonably termed industrial, and though not required to make a return to this Department, it has been estimated that these employees received $3,550,000.

We have also made an estimate for such firms as are engaged in delivery, cartage and teaming, warehousing, butchers, moving-picture operators, coal and wood yards, and auto transportation of $4,100,000.

The estimated pay-roll of express companies and the employees of ocean-going vessels, whose homes are in this Province, is $7,500,000, and for industrial firms who could not be included in any of the above, we have shown $1,350,000 as miscellaneous.

The total industrial pay-roll of the Province, including the above estimated items, is given as follows:—

Officers, superintendents, and managers	$13,202,109.09
Clerks, stenographers, salesmen, etc.	14,034,744.30
Wage-earners (including piece-workers)	99,923,614.14
	$127,160,467.53

Returns received too late to be included in above summary	$1,395,692.63
Estimated pay-roll of employers in occupations covered by Department's inquiry, and from whom returns were not received	2,200,000.00
Transcontinental railways	13,877,653.55
Dominion and Provincial Government workers	6,000,000.00
Wholesale and retail firms	3,550,000.00
Delivery, cartage and teaming, warehousing, butchers, moving-picture operators, coal and wood yards, and auto transportation	4,100,000.00
Ocean services and express companies	7,500,000.00
Miscellaneous	1,350,000.00
	$39,973,346.18
Total	$167,133,813.71

THREE INDUSTRIAL DIVISIONS.

For some years past the returns from employers have been segregated into three separate divisions, embracing Greater Vancouver, Rest of Mainland, and Vancouver Island.

Greater Vancouver accounted for 38.91 per cent. of the total industrial pay-roll of the Province, an increase of 3.13 over 1929. The Rest of the Mainland, which includes the Queen Charlotte's and other northern islands, absorbed 42.06 per cent., a decrease of 1.54; while on Vancouver Island and the Gulf Islands the percentage was 19.03, a decrease of 1.57. While the above percentages indicate a decided gain for Greater Vancouver, at the expense of the other divisions, it must not be assumed this will be permanent, as the industries largely affected by trade conditions—namely, lumbering and metal-mining—do not affect the pay-roll of Vancouver to any great extent, and with a return to normal conditions the percentage of Greater Vancouver would decrease and an improvement would result in the other two divisions.

The figures shown in the preceding paragraphs have been divided in the same proportion as for the 4,704 firms reporting, and we arrive at the following division of the industrial pay-roll of the Province for the past four years:—

	1927.	1928.	1929.	1930.
Greater Vancouver	$65,470,393.20	$65,585,625.41	$68,730,605.09	$65,031,766.92
Rest of Mainland	77,399,922.55	80,746,121.74	83,790,637.05	70,296,482.05
Vancouver Island	34,652,442.39	36,766,034.57	39,571,007.37	31,805,564.74
Totals	$177,522,758.14	$183,097,781.72	$192,091,249.51	$167,133,813.71

WHERE DIFFERENCES IN PAY-ROLLS OCCUR.

This report contains the same number of statistical tables as in previous years. In this manner a fair comparison can be made between the years past and the year under review. By a comparison of the table on page 18 we find that six of the tables show an increase in the annual pay-roll, and nineteen show a reduction in the amount paid in salaries and wages.

Breweries, with which is included mineral-water manufacturers, show an increase of $25,000, builders' materials a loss of $106,000, this being in sympathy with contracting, which suffered a drop of $979,000; cigar and tobacco manufacturing registered another decrease, this time of $7,000.

The condition of the coal-mining industry shows cause for grave concern. Following a decrease in 1929 of $320,000 comes a drop of $842,000 for 1930, and a closing-down of certain mines in the Vancouver Island coalfield would indicate a further reduction for 1931.

The large reduction of $1,615,000 in Coast shipping is a reflection of how a general depression can affect every sphere of life, the industrial side of this industry as represented by the tow-boat companies and the companies catering to the travelling public being both seriously curtailed.

Explosives and chemical firms registered a decrease of some $20,000. The food products group advanced its pay-roll by $567,000, a large part of this being in the salmon-canning branch.

Garment-making lost $214,000, while house-furnishing exceeded last year by $116,000.

Jewellery, laundries, and cleaning and dyeing suffered a loss of $8,000, and leather and fur goods decreased by $96,000.

The position of the lumber industry may be accurately gauged by the decrease of $11,100,000 in its pay-roll, and although the prospects may be slightly better during 1931 the outlook is not particularly encouraging.

Metal trades decreased $311,000, while the metal-mining and smelting industry decreased $3,312,000. This was anticipated, as the wages in this industry fluctuate according to the prevailing metal prices. Miscellaneous trades and industries had an increase of $107,000. Oil-refining had a reduction of $300,000 and paint-manufacture a drop of $19,000. Printing and publishing, which has made rapid strides during the past few years, dropped back $226,000; in an industry of this nature this could be expected, as printing and publishing is largely dependent on the success of other industries. The pulp and paper industry of this Province again had a successful year, making an advance of $338,000 over the previous year. Ship-building decreased slightly, while wood-manufacture (N.E.S.) suffered a loss of $592,000. As suggested in our last report, the public utility group had another splendid year, the total pay-roll advancing $1,281,000.

A comparison of the pay-roll in the various industries for the past three years is given in the following table:—

Industry.	1928.		1929.		1930.	
	No. of Firms reporting.	Total Pay-roll.	No. of Firms reporting.	Total Pay-roll.	No. of Firms reporting.	Total Pay-roll.
Breweries	37	$700,668.58	35	$894,058.05	38	$919,439.87
Builders' materials	100	1,994,931.53	85	2,228,740.67	89	2,102,053.83
Cigar and tobacco manufacturing	9	63,055.18	6	40,991.42	8	33,669.01
Coal-mining	26	7,438,948.90	28	6,508,572.73	26	5,666,528.68
Coast shipping	133	8,956,120.75	120	9,479,903.49	122	7,864,024.07
Contracting	1,169	15,033,366.78	1,272	16,031,889.15	1,209	15,052,002.85
Explosives and chemicals	14	374,367.71	14	408,900.52	12	388,751.18
Food products	516	10,940,322.99	507	11,477,417.29	490	12,044,250.99
Garment-making	88	1,005,057.07	86	1,047,332.82	71	833,225.55
House-furnishing	45	813,312.66	42	838,133.83	52	954,187.58
Manufacturing jewellery	11	263,720.14	10	252,489.39	9	244,538.21
Laundries, cleaning and dyeing	82	1,611,381.33	97	1,827,406.99	80	1,819,588.56
Manufacturing leather and fur goods	61	557,195.11	60	628,171.68	46	532,736.45
Lumber industries	1,062	36,244,200.08	1,097	35,920,814.46	957	24,884,763.99
Metal trades	678	8,275,917.84	723	9,470,360.77	747	9,159,847.72
Metal-mining	276	9,821,102.89	296	12,052,702.06	175	8,794,660.08
Miscellaneous	148	2,915,442.87	147	2,948,670.35	154	3,055,746.40
Oil-refining	29	1,503,668.72	37	1,856,105.35	25	1,550,226.44
Paint-manufacture	12	285,748.77	13	315,877.18	11	296,917.32
Printing and publishing	121	3,592,000.61	141	4,419,619.41	144	4,193,899.99
Pulp and paper mills	14	4,943,729.59	19	5,277,264.27	16	5,515,461.04
Ship-building	44	1,473,820.99	43	1,584,229.26	43	1,570,146.20
Smelting	3	5,694,432.49	2	6,192,644.62	2	6,138,961.84
Street-railways, etc.	82	10,055,226.73	99	10,771,430.88	94	11,490,070.60
Manufacturing wood (N.E.S.)	86	2,226,743.37	86	2,646,599.34	84	2,054,769.08
Totals	4,846	$136,784,484.18	5,065	$145,120,325.98	4,704	$127,160,467.53

APPRENTICES DECREASE.

A decrease of 395 in the number of apprentices employed occurred during 1930. This took place largely in the following groups: Contracting, garment-making, house-furnishing. metal trades, printing and publishing, street-railways, etc., and the manufacture of wood (N.E.S.). Increases in the number of apprentices were recorded in laundries, metal-mining, food products, builders' materials, jewellery, and the manufacture of leather goods.

It is very unfortunate that employers could not have retained their apprentices in employment, as a break in their training is a serious thing for those who were learning a trade, having a decided tendency to unsettle their minds and make them try some other work, thereby losing valuable years not only to themselves, but to the trade in which they had started to learn.

AVERAGE NUMBER OF WAGE-EARNERS BY MONTHS.

The purpose of the following illustration is to show the employment curves of the total wage-earners covering the past four years.

The figures on which the chart is based are those given in the summary of all tables for the various years, and affords striking proof of the seasonal nature of some of our industries, among these being fish-canneries, fruit and vegetable canneries, Coast shipping, metal-mining, and lumbering.

In some of the above-mentioned industries the individual curve is impossible to correct, such as fish canning and packing, fruit and vegetable canning. The season of these two important industries is of short duration, the plants in both instances being closed down for seven or eight months in each year.

The chart reveals that in 1930, the first time in four years, the total number employed was fewer at the close of the year than in any of the preceding months, the curve showing a difference of some 17,000 from the peak month of July and the low month of December.

The chart and figures being applicable only to the industries covered in this report.

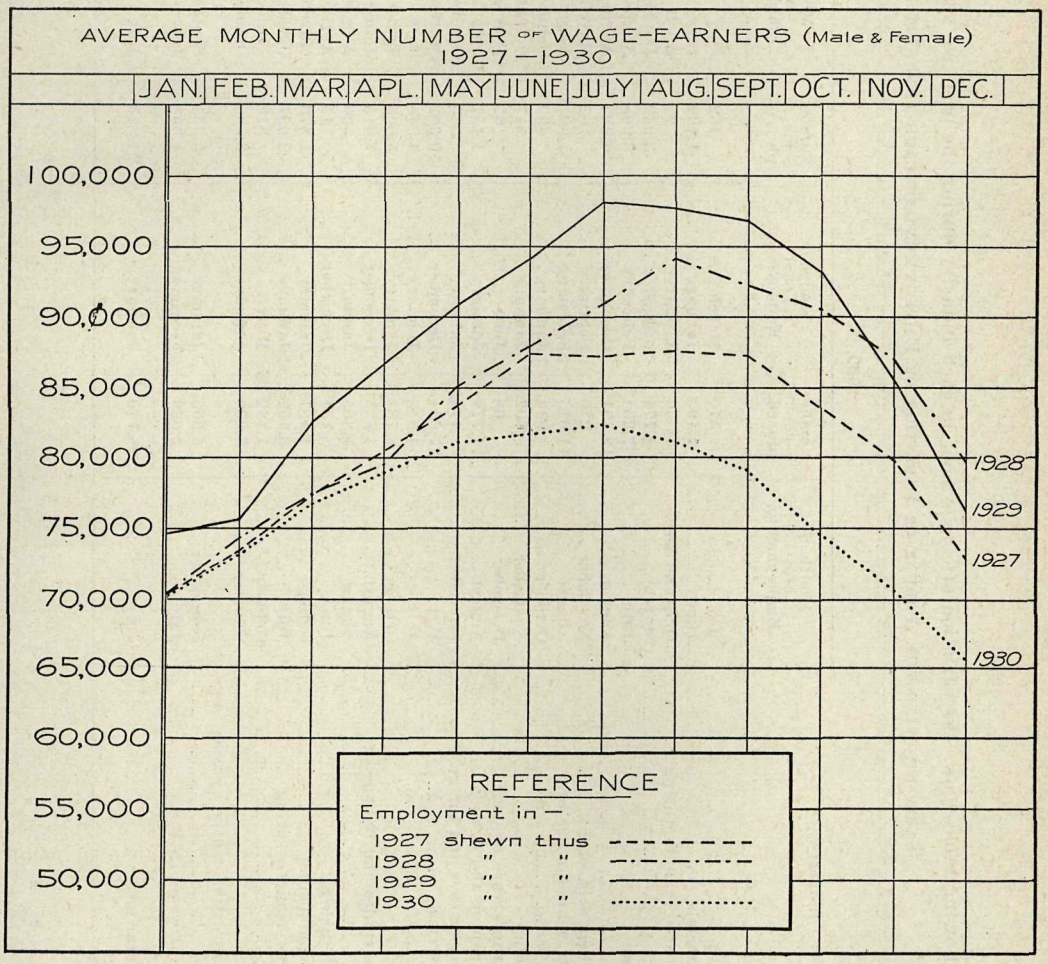

The following table shows the variation of employment in each industry during the past two years:—

TABLE SHOWING THE AMOUNT OR VARIATION OF EMPLOYMENT IN EACH INDUSTRY IN THE LAST TWO YEARS.

Industry.	1929.				1930.			
	Month of Most Employment.	Number employed.	Month of Least Employment.	Number employed.	Month of Most Employment.	Number employed.	Month of Least Employment.	Number employed.
Breweries	May	570	March	462	July	605	February	457
Builders' materials	June	1,493	January	1,102	July	1,401	January	1,032
Cigar and tobacco manufacturing	Oct. and Dec.	36	January	27	April and Nov.	31	March	22
Coal-mining	March	4,771	August	3,942	January	4,750	May	3,746
Coast shipping	July	7,354	February	5,908	August	5,710	December	4,540
Contracting	August	12,491	December	6,085	August	10,595	January	7,381
Explosives, chemicals, etc.	November	216	February	165	March	206	December	165
Food products, manufacture of	August	11,015	February	4,901	August	11,452	February	4,976
Garment-making	October	914	January	692	October	685	January	596
House-furnishing	November	602	January	517	October	701	July	639
Jewellery, manufacture of	December	68	June	62	February	58	December	59
Laundries, cleaning and dyeing	August	1,774	January	1,457	July	1,746	December	1,625
Manufacturing leather and fur goods	November	444	January	345	October	386	April	349
Lumber industries	May	27,041	December	19,302	March	21,889	December	11,938
Metal trades	July	4,943	January	4,048	July	4,963	December	3,739
Metal-mining	October	6,788	January	5,009	January	4,684	November	3,772
Miscellaneous trades and industries	August	1,835	December	1,313	June	1,897	December	1,357
Oil-refining	August	1,365	January	526	August	958	December	366
Paint-manufacturing	June	151	December	115	April	138	December	107
Printing and publishing	October	1,481	January	1,370	March	1,528	October	1,490
Pulp and paper manufacturing	July	3,157	January	2,697	October	3,030	February	2,589
Ship-building	October	1,142	March	812	January	1,129	December	598
Smelting	October	3,059	January	2,596	October	3,683	January	3,034
Street-railways, gas, water, power, telephones, etc.	September	6,365	January	5,551	September	6,865	January	5,972
Manufacture of wood (N.E.S.)	July	2,029	February	1,358	July	1,613	December	1,126
General totals	July	98,140	January	74,815	July	82,505	December	65,436

CHART SHOWING FLUCTUATION IN INDUSTRIAL WAGES.

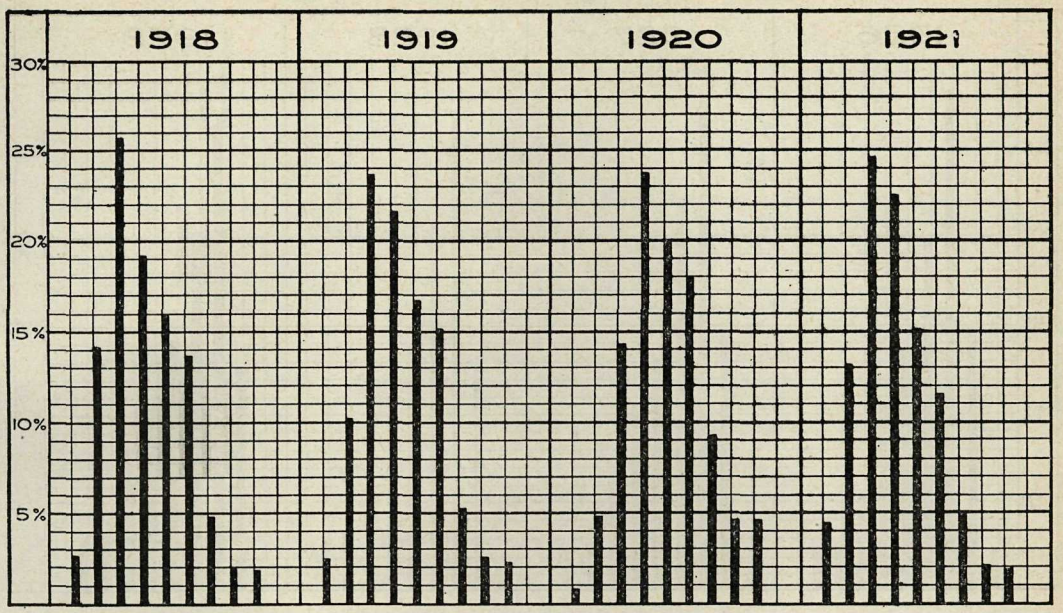

Weekly Wages.	Percentage of Employees.			
	1918	1919	1920	1921
Under $15	2.64	2.49	0.79	4.35
$15 to 20	14.10	10.19	4.85	13.14
20 to 25	25.78	23.69	14.29	24.62
25 to 30	19.19	21.64	23.80	22.52
30 to 35	15.94	16.74	19.98	15.06
35 to 40	13.71	15.13	17.89	11.52
40 to 45	4.84	5.23	9.24	4.87
45 to 50	1.97	2.60	4.58	2.06
50 and over	1.83	2.29	4.58	1.86

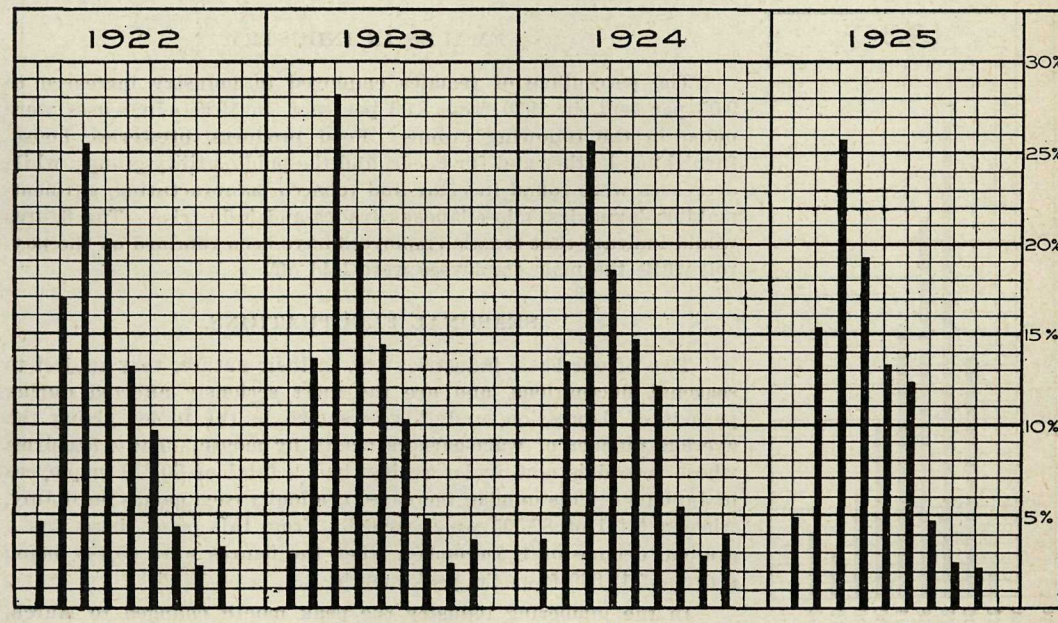

Weekly Wages.	Percentage of Employees.			
	1922	1923	1924	1925
Under $15	4.64	2.91	3.65	4.90
$15 to 20	16.94	13.66	13.38	15.30
20 to 25	25.48	28.01	25.64	25.73
25 to 30	20.15	19.90	18.63	19.21
30 to 35	13.20	14.38	14.67	13.27
35 to 40	9.69	10.23	12.02	12.26
40 to 45	4.37	4.79	5.33	4.71
45 to 50	2.24	2.40	2.72	2.46
50 and over	3.29	3.72	3.96	2.16

CHART SHOWING FLUCTUATION IN INDUSTRIAL WAGES—*Continued.*

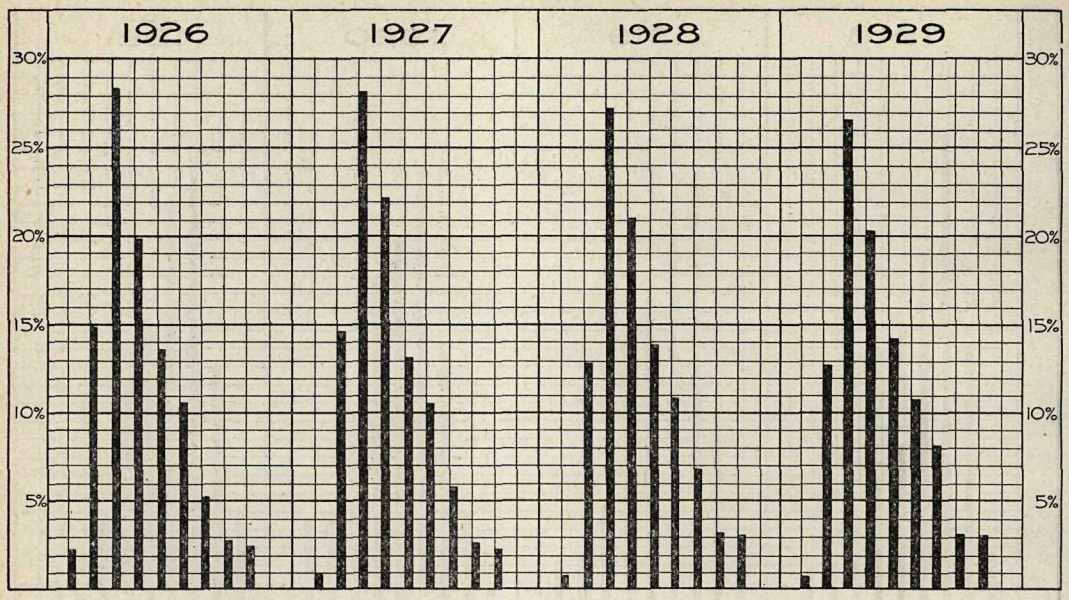

Weekly Wages.	1926 Percentage of Employees.	1927 Percentage of Employees.	1928 Percentage of Employees.	1929 Percentage of Employees.
Under $15	2.27	0.89	0.79	0.73
$15 to 20	14.93	14.58	12.96	12.81
20 to 25	28.34	28.12	27.29	26.64
25 to 30	19.99	22.07	21.05	20.28
30 to 35	13.67	13.09	13.82	14.22
35 to 40	10.43	10.52	10.87	10.86
40 to 45	5.14	5.84	6.80	8.13
45 to 50	2.79	2.67	3.30	3.21
50 and over	2.44	2.22	3.12	3.12

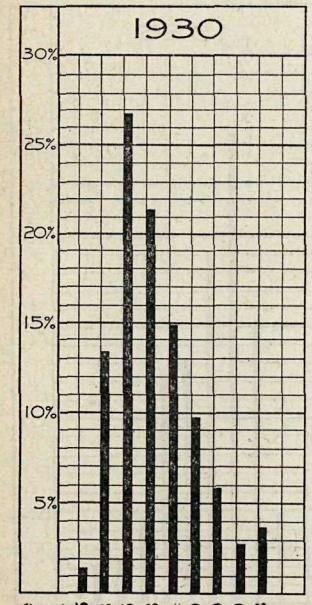

Weekly Wages.	1930 Percentage of Employees.
Under $15	1.45
15 to 20	13.36
20 to 25	26.75
25 to 30	21.38
30 to 35	14.94
35 to 40	9.80
40 to 45	5.90
45 to 50	2.79
50 and over	3.63

FEMALES IN INDUSTRY.

The percentage of females employed in industry increased to 9.05 per cent. in 1930 from 8.06 per cent. in 1929. Increases were noted in the following groups: Food products, breweries, house-furnishing, leather and fur goods, and the public utility group; while decreases were found in cigar and tobacco manufacturing, garment-making, laundries, miscellaneous trades and industries. The figures would indicate that female employees have been retained on the pay-roll while the male employees were laid off.

SEASONAL FLUCTUATIONS.

Two of our basic industries are, in their nature, very subject to seasonal fluctuations, and are the most seriously affected during periods of depression, and this is shown in the tables giving the average number of wage-earners month by month. The 4,704 firms whose record is now under review had a total of 70,219 employees in January. This number increased gradually each month until July, when a total of 82,505 was reached. From this point there was a gradual decline until December, when the figures were 65,436, being a drop of 17,069 from the peak month.

In the lumbering industry the peak month changed to March, 1930, from May in 1929, the numbers employed being 21,880 against 27,041 respectively; the month of least employment being December in both years, over 7,000 fewer employees being engaged in December, 1930, than in December, 1929.

In metal-mining the month of most employment changed to January from October, with 2,100 less employed.

Printing and publishing maintained a fairly steady number of employees throughout the year, although the number employed was below last year. The pulp and paper industry had a better monthly average, and the number did not vary to any great extent.

Smelting employed more men than last year, the peak month being October, as in 1929.

In the public utility group the numbers employed each month were in excess of 1929, the month with most employment being January, and the low, December, the same as last year.

The wood-manufacture group began in January with 1,229 employees, and gradually increased to 1,613 in July, but decreased more quickly to 1,126 in December.

The food products group required some 450 more employees in the peak month than in 1929, August having 11,452 employed, and dropping sharply to 5,231 in December, February being the month of least employment.

Coast shipping rose steadily from January to August, which was the peak, with 5,710 employed, compared with 7,354 for July, the peak month in 1929, and decreased every month to December, when 4,540 were employed, as compared with 5,908 in the previous year.

FLUCTUATION OF INDUSTRIAL WAGES.

The same method of comparison has been made of the weekly wage-rates in the various industries as in previous years. In the general summary of all tables, 6,836 adult males are shown as having received from $19 to $19.99 per week; some, no doubt, received $19, others $19.50 and $19.75, etc. In our calculations we set the weekly wage of these 6,836 at $19.50. There is also shown 14,221 receiving from $30 to $34.99 per week. In the same manner some would receive $30, $31, $32, $33, and $34 per week, and in this block of wage-earners we have set the wage at $32 per week for the purpose of making an average. We therefore assumed, where steps of $1 were given in the table, that $19 to $19.99 meant $19.50, and where steps of $5 are shown—that of $30 to $34.99, for example—meant $32. Should the above be considered too generous, the 3,455 given as receiving $50 and over were in all cases taken to mean $50 only.

LOWER WAGES PREVAILING.

The following table shows the increases and decreases in the weekly wages, as calculated from the tables of this report, and shows that with a reduction in the total pay-roll of the Province has also come a lowering of the wages in eighteen of the twenty-five tables; explosives and chemicals increased by $2.05, followed by jewellery-manufacturing with $1.24. The increases during the last three years in this branch more than compensated the heavy decrease in 1927. Food products, with the continued expansion in the pay-roll, had an increase of $1.23, which brought the weekly wages in this industry to the highest point since 1920.

The largest decreases appeared in the metal-mining and smelting. This drop in the weekly wage-rate was anticipated in our last report, the decrease in smelting being $3.04 and in metal-mining $1.93, followed by cigar and tobacco manufacturing with $1.52; printing and publishing lost $1.47; Coast shipping, $1.48; house-furnishing, $1.20; coal-mining, $1.15; laundries, etc., $1; all other reductions being below $1 per week.

WEEKLY WAGES, 1930, COMPARED WITH 1929.

The increases and decreases in weekly wages are shown in the following table:—

Increases.		*Decreases.*	
Explosives and chemicals	$2.05	Breweries	$0.30
Food products, manufacture of	1.23	Builders' materials	.66
Jewellery, manufacture of	1.24	Cigar and tobacco manufacturing	1.52
Metal trades	.46	Coal-mining	1.15
Paint-manufacture	.27	Coast shipping	1.48
Ship-building	.10	Contracting	.23
Wood, manufacture of (N.E.S.)	.54	Garment-making	.34
		House-furnishing	1.20
		Laundries, cleaning and dyeing	1.00
		Leather and fur goods, manufacture of	.72
		Lumber industries	.85
		Metal-mining	1.93
		Miscellaneous trades and industries	.33
		Oil-refining	.72
		Printing and publishing	1.47
		Pulp and paper manufacturing	.48
		Smelting	3.04
		Street-railways, gas, water, power, telephones, etc.	.68

The following table shows the average industrial weekly wage for each industry from the year 1924 to 1930. These averages are calculated from the adult male column only, and are for one full week's work in each particular industry. It must not, however, be assumed that the weekly rate multiplied by the number of weeks in the year is the total annual earnings, as we have no knowledge how many weeks or months these 95,165 employees were employed during the year, our average being for the week of employment of the greatest number.

AVERAGE FULL WEEK'S WAGES IN EACH INDUSTRY (ADULT MALES ONLY).

Industry.	1924.	1925.	1926.	1927.	1928.	1929.	1930.
Breweries	$26.51	$27.41	$27.32	$27.62	$28.85	$27.70	$27.40
Builders' materials	26.10	26.78	27.38	26.96	26.28	28.04	27.38
Cigar and tobacco manufacturing	24.07	22.97	22.24	22.36	22.97	26.58	25.06
Coal-mining	35.73	30.52	30.06	29.79	30.50	30.18	29.03
Coast shipping	29.59	28.21	29.59	29.79	31.89	32.84	31.36
Contracting	27.98	28.23	29.06	30.24	30.58	30.57	30.34
Explosives and chemicals	26.86	23.35	23.79	25.38	26.24	24.61	26.66
Food products, manufacture of	25.94	26.25	26.20	26.60	27.70	26.56	27.79
Garment-making	28.38	29.10	29.48	29.15	28.60	28.68	28.34
House-furnishing	25.53	25.34	25.67	27.46	27.44	26.74	25.54
Jewellery, manufacture of	31.26	35.06	36.69	31.41	32.49	36.61	37.85
Laundries, cleaning and dyeing	25.70	25.30	27.00	26.44	26.96	28.16	27.16
Manufacturing leather and fur goods	26.44	26.68	26.90	29.42	27.88	29.03	28.31
Lumber industries	26.15	25.40	25.56	25.93	26.53	26.54	25.69
Metal trades	26.37	28.13	27.92	29.76	31.04	29.50	29.96
Metal-mining	31.84	32.81	33.34	32.89	33.27	35.24	33.31
Miscellaneous trades and industries	25.85	25.38	24.61	25.99	27.15	26.21	25.88
Oil-refining	33.06	31.39	31.48	30.96	30.23	30.50	29.78
Paint-manufacture	24.69	22.00	21.94	24.95	23.62	25.58	25.85
Printing and publishing	39.52	37.61	38.25	36.72	40.94	40.81	39.34
Pulp and paper manufacturing	27.69	27.38	27.47	27.11	26.82	27.87	27.39
Ship-building	26.79	27.72	28.74	29.11	28.85	30.25	30.35
Smelting	35.14	35.75	32.90	31.15	32.54	33.09	30.05
Street-railways, gas, water, power, telephones, etc.	29.84	27.69	29.26	28.83	30.04	30.70	30.02
Manufacturing of wood (N.E.S.)	22.55	23.92	25.26	25.60	25.02	25.49	26.03

DECREASE IN AVERAGE INDUSTRIAL WAGE.

The average industrial wage covering a full week's work for the 95,165 adult males shown in the general summary was $28.64, compared with $29.20 in 1929. As stated in the previous paragraph this represents the pay for a full week's work; the average earnings covering the year would likely be lower, due to stoppages, broken time, and various other conditions.

The average weekly wage for industrial workers (adult males only) since the compilation of these statistics is as follows:—

1918	$27.97	1925	$27.82
1919	29.11	1926	27.99
1920	31.51	1927	28.29
1921	27.62	1928	28.96
1922	27.29	1929	29.20
1923	28.05	1930	28.64
1924	28.39		

NATIONALITY OF EMPLOYEES.

The table showing the nationality of employees changed considerably from last year. Natives of English-speaking countries increased to 72.01 per cent., almost regaining the position held in 1928. Those from Continental Europe decreased to 16.07 per cent., while Asiatic employees decreased to 8.97 per cent. The employees from other countries, or nationality not

stated, increased to 2.95 per cent., the actual number of Asiatics employed being 9,978, compared with 12,253 for 1929. The percentage of the four divisions will be seen in the following table:—

	1925.	1926.	1927.	1928.	1929.	1930.
	Per Cent.	Per Cent.	Per Cent.	Per Cent.	Per Cent.	Per Cent.
Natives of English-speaking countries	70.85	70.92	72.51	72.65	70.34	72.01
Natives of Continental Europe	15.91	15.62	15.05	17.02	18.56	16.07
Natives of Asiatic countries	11.30	11.56	10.20	9.33	10.01	8.97
From other countries, or nationality not stated	1.94	1.90	2.24	1.00	1.09	2.95
	100.00	100.00	100.00	100.00	100.00	100.00

The groups employing more Asiatics were breweries, food products, oil-refining, printing and publishing, smelting, manufacture of wood (N.E.S.), and the public utility group; and the industries where fewer Asiatics were employed were builders' materials, coal-mining, Coast shipping, contracting, explosives and chemicals, lumbering, metal trades, metal-mining, miscellaneous trades and industries, pulp and paper manufacturing, and ship-building.

NATIONALITY LEADERS IN INDUSTRIES.

Canadians predominate in nineteen of the twenty-five nationality tables, these being breweries, builders' materials, cigar and tobacco manufacturing, contracting, food products, garment-making, house-furnishing, jewellery-manufacturing, leather and fur goods group, lumber industry, metal-mining, metal trades, miscellaneous trades and industries, oil-refining, paint-manufacture, printing and publishing, pulp and paper manufacturing, ship-building, and the manufacture of wood (N.E.S.). Workers from Great Britain and Ireland lead in coal-mining, Coast shipping, explosives and chemicals, laundries, cleaning and dyeing, smelting, and the public utility group. Natives of Belgium increased to 287 from 278 in 1929. France had a slight decrease to 456, while Italy increased to 2,685. Germany had a slight reduction, the number employed being 955. Austria-Hungary, with 1,222, a decrease of 586. The Scandinavian countries recorded 7,899, against 11,022 in 1929, while Russia and Europe supplied 3,780 and 590 respectively, a decrease in both totals.

EMPLOYERS WITH LARGE PAY-ROLL.

In tabulating the number of firms with a pay-roll of over $100,000, we do not include any public authorities, Dominion, Provincial, or municipal, nor is the wholesale or retail merchants, transcontinental railways, or deep-sea shipping counted in the number.

The year 1930 witnessed a large drop in this group, the number being 219, compared with 262 last year, a decrease of 42. The lumbering industry, with 72 of these large firms, decreased by 33 from last year's total. Food products had 23 of the total, an increase of 2, followed by contracting with 15, a decrease of 1. Coast shipping had 13, a loss of 3; public utilities 12, the same as last year. Coal-mining reports 10, followed by metal-mining with 9, a loss of 8 for the past year. Garages had 8, an increase of 3. The printing and publishing industry had 7 and the manufacture of wood (N.E.S.) 6. Lime, stone and cement, pulp and paper, and ship-building had 5 each; laundries, cleaning and dyeing, 4; breweries, miscellaneous trades and industries, and oil-refining had 3 each; garment-manufacturing, machine-shops, plumbing and heating, and smelting, 2 each; and 1 each in leather-manufacturing, explosives, house-furnishing, jewellery-manufacturing, miscellaneous metal trades, electrical contracting, paint-manufacture, and the sheet-metal industry.

Of the 219 with a pay-roll of over $100,000, twelve had an annual pay-roll of over $1,000,000; two of these were between $2,000,000 and $3,000,000, one between $3,000,000 and $4,000,000, one between $4,000,000 and $5,000,000, and one over $5,000,000.

CONTENTS OF TABLES.

With regard to the tables immediately following, the general headings of such tables are given hereunder and the trades included under each heading :—

No. 1. *Breweries.*—Under this heading are tabulated mineral-water manufacturers and breweries.

No. 2. *Builders' Material, etc.*—Includes manufacturers of brick, cut stone, Portland cement, lime, tiles, and firebrick; also stone-quarries and dealers in sand, gravel, and crushed rock.

No. 3. *Cigar and Tobacco Manufacturing.*—Comprises only these trades.

No. 4. *Coal-mining.*—This group contains also the operation of coke-ovens and coal-shipping docks.

No. 5. *Coast Shipping.*—Includes the operation of passenger and freight steamships, stevedoring, tug-boats (both general and towing logs), and river navigation, but does not include the operation of vessels in the offshore trade.

No. 6. *Contracting.*—Here are grouped building trades, painting and paper-hanging, plumbing and heating, and sheet-metal works; also contractors for industrial plants, structural-steel fabricating, railway-fencing, sewers, pipes and valves, dredging, pile-driving, wharves, bridges, roofing, and automatic sprinklers. Firms making return as building contractors, constructors of dry-kilns, refuse-burners, mills, brick-furnaces, electrical contractors, hardwood and sanitary floor-layers, and bricklayers.

No. 7. *Explosives, Chemicals, etc.*—Includes the manufacture of these commodities, also the manufacture of fertilizers.

No. 8. *Food Products, Manufacture of.*—This table includes bakeries, biscuit-manufacturers, cereal-milling, creameries and dairies, fish, fruit and vegetable canneries, packing-houses, curers of ham and bacon, blending of teas; also manufacturers of candy, macaroni, syrup, jams, pickles, sauces, coffee, catsup, and spices.

No. 9. *Garment-making.*—Includes tailoring, the manufacture of buttons, pleating, embroidery, etc., jute and cotton goods, shirts, overalls, knitted goods, millinery and ladies' outfitting.

No. 10. *House Furnishings.*—Comprises firms engaged in the manufacture of furniture, beds and bedding, springs and mattresses, upholstering, and carpet and linoleum laying.

No. 11. *Jewellery, Manufacture of.*—Includes the repair as well as manufacturing of jewellery and watches and optical instruments (where same is carried on in a factory).

No. 12. *Laundries, Cleaning and Dyeing.*—Includes these industries only.

No. 13. *Leather and Fur Goods, Manufacture of.*—Comprises manufacturers of boots, shoes, gloves, harness, trunks, and leather Indian novelties; also furriers and hide and wool dealers.

No. 14. *Lumber Industries.*—In this group are included logging, logging-railways, planing-mills, sawmills, shingle-mills, and lumber-dealers.

No. 15. *Metal Trades.*—This group includes marine blacksmithing, oxy-acetylene welding, boiler-making, iron and brass foundries, garages, vulcanizing, machine and pattern shops, galvanizing and electroplating; also manufacturers of handsaws, nuts and bolts, pumps, marine engines, mill machinery, and repairs to same.

No. 16. *Metal-mining.*—Includes all metalliferous mining.

No. 17. *Miscellaneous Trades and Industries.*—Here are grouped returns from trades which are not numerous enough to warrant special categories. They include manufacturers of soap, sails, tents, awning, brooms, paper boxes, and tin containers; also cold storage.

No. 18. *Oil-refining.*—Includes also the manufacture of fish-oil.

No. 19. *Paint-manufacturing.*—Includes also white-lead corroders and varnish-manufacturers.

No. 20. *Printing and Publishing.*—This table includes the printing and publishing of newspapers, job-printing, paper-ruling, bookbinding, engraving and embossing, blue-printing, lithographing, draughting and map-publishing, and the manufacture of rubber and metal stamps.

No. 21. *Pulp and Paper Manufacturing.*—Comprises only firms engaged in that industry.

No. 22. *Ship-building.*—Comprises both wooden- and steel-ship building and repairing, also construction and repair of small craft, and salvage.

No. 23. *Smelting.*—Comprises firms engaged exclusively in that industry.

No. 24. *Street-railways, Gas, Water, Power, etc.*—This group comprises generating and distribution of light and power, manufacture of gas, dissolved acetylene and oxygen; also includes gasoline lighting and heating devices, and supply of water to municipalities.

No. 25. *Wood, Manufacture of (not elsewhere specified).*—Here are grouped manufacturers of sash and doors, interior finish, water-proof ply-wood, veneer, store and office fittings, barrels, boxes, ships' knees, ready-cut buildings, wooden pipes and tanks, wooden pulleys, wooden toys, caskets, coffins, and undertakers' supplies.

TABLE No. 1.

BREWERIES.

Returns covering 38 Firms.

Salary and Wage Payments, 1930.

Officers, Superintendents, and Managers	$151,799.10
Clerks, Stenographers, Salesmen, etc.	143,469.56
Wage-earners (including piece-workers)	624,171.21
Total	$919,439.87

Average Number of Wage-earners.

Month.	Males.	Females.	Month.	Males.	Females.
January	383	97	July	468	137
February	394	63	August	456	131
March	401	81	September	416	112
April	424	136	October	423	117
May	429	81	November	393	141
June	433	94	December	421	157

Classified Weekly Wage-rates (Wage-earners only).

For Week of Employment of Greatest Number.	Males.		Females.		Apprentices.
	21 Yrs. & over.	Under 21 Yrs.	18 Yrs. & over.	Under 18 Yrs.	
Under $6.00					
$6.00 to $6.99		2			
7.00 to 7.99		1			
8.00 to 8.99		2	1	4	
9.00 to 9.99		1			
10.00 to 10.99		1	1		
11.00 to 11.99		1		6	
12.00 to 12.99	3		101	18	
13.00 to 13.99		1	31		
14.00 to 14.99	13	4	20		
15.00 to 15.99	5	7	15		
16.00 to 16.99					
17.00 to 17.99	21				
18.00 to 18.99	15	1	1		
19.00 to 19.99	15	3	1		1
20.00 to 20.99	33	1			
21.00 to 21.99	20	5			
22.00 to 22.99	9				
23.00 to 23.99	13				
24.00 to 24.99	18				
25.00 to 25.99	26				
26.00 to 26.99	22				
27.00 to 27.99	18				
28.00 to 28.99	15				
29.00 to 29.99	112				
30.00 to 34.99	72				
35.00 to 39.99	30				
40.00 to 44.99	10				
45.00 to 49.99	3				
50.00 and over	8				

Nationality of Employees.

Country of Origin.	Males.	Females.
Canada and Newfoundland	276	164
Great Britain and Ireland	154	32
United States of America	5	
Australasia	3	
Belgium	1	
France		
Italy	12	
Germany	11	
Austria and Hungary	1	2
Norway, Sweden, Denmark, Finland, etc.	6	1
Russia or other Slav country	10	
Other European country	3	
China	24	
Hindustan		
Japan	6	
All other countries		
Nationality not stated		

TABLE No. 2.

BUILDERS' MATERIAL—PRODUCERS OF.

Returns covering 89 Firms.

Salary and Wage Payments, 1930.

Officers, Superintendents, and Managers	$282,897.00
Clerks, Stenographers, Salesmen, etc.	145,612.00
Wage-earners (including piece-workers)	1,673,544.83
Total	$2,102,053.83

Average Number of Wage-earners.

Month.	Males.	Females.	Month.	Males.	Females.
January	1,032	.....	July	1,401	.....
February	1,117	.....	August	1,334	.....
March	1,183	.....	September	1,313	.....
April	1,250	.....	October	1,272	.....
May	1,365	.....	November	1,247	.....
June	1,345	.....	December	1,107	.....

Classified Weekly Wage-rates (Wage-earners only).

For Week of Employment of Greatest Number.	Males.		Females.		Apprentices.
	21 Yrs. & over.	Under 21 Yrs.	18 Yrs. & over.	Under 18 Yrs.	
Under $6.00	.....	.....	.....	.....	.....
$6.00 to $6.99	.....	.....	.....	.....	2
7.00 to 7.99	.....	1	.....	.....	.....
8.00 to 8.99	.....	.....	.....	.....	.....
9.00 to 9.99	.....	2	.....	.....	1
10.00 to 10.99	.....	1	.....	.....	2
11.00 to 11.99	2	3	.....	.....	.....
12.00 to 12.99	.....	2	.....	.....	.....
13.00 to 13.99	4	1	.....	.....	.....
14.00 to 14.99	2	2	.....	.....	1
15.00 to 15.99	5	2	.....	.....	1
16.00 to 16.99	61	1	.....	.....	.....
17.00 to 17.99	33	.....	.....	.....	1
18.00 to 18.99	31	2	.....	.....	.....
19.00 to 19.99	191	1	.....	.....	.....
20.00 to 20.99	29	.....	.....	.....	2
21.00 to 21.99	190	.....	.....	.....	.....
22.00 to 22.99	119	1	.....	.....	.....
23.00 to 23.99	17	.....	.....	.....	.....
24.00 to 24.99	257	2	.....	.....	1
25.00 to 25.99	103	2	.....	.....	.....
26.00 to 26.99	83	.....	.....	.....	.....
27.00 to 27.99	108	.....	.....	.....	.....
28.00 to 28.99	36	.....	.....	.....	.....
29.00 to 29.99	20	.....	.....	.....	.....
30.00 to 34.99	139	.....	.....	.....	1
35.00 to 39.99	67	.....	.....	.....	.....
40.00 to 44.99	88	.....	.....	.....	.....
45.00 to 49.99	82	.....	.....	.....	.....
50.00 and over	64	.....	.....	.....	.....

Nationality of Employees.

Country of Origin.	Males.	Females.
Canada and Newfoundland	667	.....
Great Britain and Ireland	550	.....
United States of America	23	.....
Australasia	2	.....
Belgium	5	.....
France	4	.....
Italy	62	.....
Germany	10	.....
Austria and Hungary	4	.....
Norway, Sweden, Denmark, Finland, etc.	114	.....
Russia or other Slav country	54	.....
Other European country	24	.....
China	239	.....
Hindustan	2	.....
Japan	3	.....
All other countries	.....	.....
Nationality not stated	.....	.....

TABLE No. 3.

CIGAR AND TOBACCO MANUFACTURING.

Returns covering 8 Firms.

Salary and Wage Payments, 1930.

Officers, Superintendents, and Managers	$12,067.00
Clerks, Stenographers, Salesmen, etc.	2,345.10
Wage-earners (including piece-workers)	19,256.91
Total	$33,669.01

Average Number of Wage-earners.

Month.	Males.	Females.	Month.	Males.	Females.
January	12	8	July	18	9
February	12	13	August	16	9
March	9	13	September	15	8
April	17	14	October	17	13
May	14	10	November	17	14
June	14	6	December	16	10

Classified Weekly Wage-rates (Wage-earners only).

For Week of Employment of Greatest Number.	Males.		Females.		Apprentices.
	21 Yrs. & over.	Under 21 Yrs.	18 Yrs. & over.	Under 18 Yrs.	
Under $6.00	.....	1	.....	.....	.....
$6.00 to $6.99	.....	.....	.....	.....	.....
7.00 to 7.99	.....	.....	.....	.....	.....
8.00 to 8.99	.....	.....	.....	.....	.....
9.00 to 9.99	.....	.....	.....	.....	.....
10.00 to 10.99	.....	.....	.....	.....	.....
11.00 to 11.99	.....	.....	.....	.....	.....
12.00 to 12.99	.....	.....	.....	.....	.....
13.00 to 13.99	.....	1	.....	.....	.....
14.00 to 14.99	.....	.....	6	.....	.....
15.00 to 15.99	1	.....	2	.....	.....
16.00 to 16.99	1	.....	1	.....	.....
17.00 to 17.99	.....	.....	.....	.....	.....
18.00 to 18.99	1	.....	.....	.....	.....
19.00 to 19.99	.....	.....	.....	.....	.....
20.00 to 20.99	3	.....	.....	.....	.....
21.00 to 21.99	2	.....	1	.....	.....
22.00 to 22.99	.....	.....	1	.....	.....
23.00 to 23.99	.....	.....	3	.....	.....
24.00 to 24.99	1	.....	.....	.....	.....
25.00 to 25.99	3	.....	.....	.....	.....
26.00 to 26.99	1	.....	.....	.....	.....
27.00 to 27.99	.....	.....	.....	.....	.....
28.00 to 28.99	.....	.....	.....	.....	.....
29.00 to 29.99	1	.....	.....	.....	.....
30.00 to 34.99	2	.....	.....	.....	.....
35.00 to 39.99	.....	.....	.....	.....	.....
40.00 to 44.99	.....	.....	.....	.....	.....
45.00 to 49.99	.....	.....	.....	.....	.....
50.00 and over	1	.....	.....	.....	.....

Nationality of Employees.

Country of Origin.	Males.	Females.
Canada and Newfoundland	9	4
Great Britain and Ireland	.....	8
United States of America	5	1
Australasia	.....	.....
Belgium	.....	.....
France	.....	.....
Italy	.....	.....
Germany	1	.....
Austria and Hungary	1	.....
Norway, Sweden, Denmark, Finland, etc.	1	1
Russia or other Slav country	1	.....
Other European country	.....	.....
China	.....	.....
Hindustan	.....	.....
Japan	.....	.....
All other countries	.....	.....
Nationality not stated	.....	.....

TABLE No. 4.

COAL-MINING.

Returns covering 26 Firms.

Salary and Wage Payments, 1930.

Officers, Superintendents, and Managers	$274,750.00
Clerks, Stenographers, Salesmen, etc.	195,214.40
Wages-earners (including piece-workers)	5,196,564.28
Total	$5,666,528.68

Average Number of Wage-earners.

Month.	Males.	Females.	Month.	Males.	Females.
January	4,745	5	July	3,843	6
February	4,466	5	August	3,864	6
March	4,216	5	September	3,873	6
April	3,784	5	October	4,069	6
May	3,741	5	November	4,137	6
June	3,751	5	December	4,133	7

Classified Weekly Wage-rates (Wage-earners only).

For Week of Employment of Greatest Number.	Males.		Females.		Apprentices.
	21 Yrs. & over.	Under 21 Yrs.	18 Yrs. & over.	Under 18 Yrs.	
Under $6.00					
$6.00 to $6.99		1			
7.00 to 7.99					
8.00 to 8.99		9			
9.00 to 9.99		20			
10.00 to 10.99		8			
11.00 to 11.99					
12.00 to 12.99	6	29			
13.00 to 13.99	46	27			
14.00 to 14.99	126	13	2		
15.00 to 15.99	72	28	1		
16.00 to 16.99	54	12			
17.00 to 17.99	76	10			
18.00 to 18.99	96	29			
19.00 to 19.99	50	14			
20.00 to 20.99	76	22			
21.00 to 21.99	128	6	1		
22.00 to 22.99	77				
23.00 to 23.99	60		1		
24.00 to 24.99	515	12			
25.00 to 25.99	129		2		
26.00 to 26.99	458	8			
27.00 to 27.99	405				
28.00 to 28.99	130				
29.00 to 29.99	311				
30.00 to 34.99	959	4			
35.00 to 39.99	520				
40.00 to 44.99	184				
45.00 to 49.99	130				
50.00 and over	91				

Nationality of Employees.

Country of Origin.	Males.	Females.
Canada and Newfoundland	808	6
Great Britain and Ireland	2,348	1
United States of America	54	
Australasia	1	
Belgium	36	
France	13	
Italy	433	
Germany	52	
Austria and Hungary	59	
Norway, Sweden, Denmark, Finland, etc.	80	
Russia or other Slav country	568	
Other European country	39	
China	384	
Hindustan		
Japan	61	
All other countries		
Nationality not stated	18	

TABLE No. 5.

COAST SHIPPING.

Returns covering 122 Firms.

Salary and Wage Payments, 1930.

Officers, Superintendents, and Managers	$722,893.00
Clerks, Stenographers, Salesmen, etc.	538,392.45
Wage-earners (including piece-workers)	6,602,738.62
Total	$7,864,024.07

Average Number of Wage-earners.

Month.	Males.	Females.	Month.	Males.	Females.
January	4,744	18	July	5,623	60
February	4,828	18	August	5,654	56
March	4,991	18	September	5,156	41
April	5,067	18	October	4,934	33
May	5,202	29	November	4,677	24
June	5,515	54	December	4,514	26

Classified Weekly Wage-rates (Wage-earners only).

For Week of Employment of Greatest Number.	Males.		Females.		Apprentices.
	21 Yrs. & over.	Under 21 Yrs.	18 Yrs. & over.	Under 18 Yrs.	
Under $6.00					
$6.00 to $6.99		2			
7.00 to 7.99		3			
8.00 to 8.99		4			
9.00 to 9.99		1			
10.00 to 10.99		11			
11.00 to 11.99	1	1			3
12.00 to 12.99	2	6			
13.00 to 13.99	2	8			1
14.00 to 14.99	3	2			
15.00 to 15.99	80	6		1	1
16.00 to 16.99	73	77	7		
17.00 to 17.99	60	28			
18.00 to 18.99	125	2			
19.00 to 19.99	126				
20.00 to 20.99	96		13		
21.00 to 21.99	59				
22.00 to 22.99	429				
23.00 to 23.99	224				
24.00 to 24.99	515				
25.00 to 25.99	417	1	8		
26.00 to 26.99	292		3		
27.00 to 27.99	102				
28.00 to 28.99	110		3		
29.00 to 29.99	553		9		
30.00 to 34.99	747				
35.00 to 39.99	632				
40.00 to 44.99	745				
45.00 to 49.99	307				
50.00 and over	320				

Nationality of Employees.

Country of Origin.	Males.	Females.
Canada and Newfoundland	2,250	22
Great Britain and Ireland	2,319	36
United States of America	81	2
Australasia	39	
Belgium	10	
France	15	
Italy	31	
Germany	22	
Austria and Hungary		
Norway, Sweden, Denmark, Finland, etc.	177	
Russia or other Slav country	23	
Other European country	3	
China	367	
Hindustan		
Japan	67	
All other countries		
Nationality not stated	912	

TABLE No. 6.

CONTRACTING.

Returns covering 1,209 Firms.

Salary and Wage Payments, 1930.

Officers, Superintendents, and Managers	$1,809,331.00
Clerks, Stenographers, Salesmen, etc	1,362,410.54
Wage-earners (including piece-workers)	11,880,261.31
Total	$15,052,002.85

Average Number of Wage-earners.

Month.	Males.	Females.	Month.	Males.	Females.
January	7,345	36	July	10,414	64
February	7,665	33	August	10,529	66
March	8,456	38	September	10,139	65
April	9,588	40	October	9,338	34
May	10,313	40	November	10,607	31
June	10,234	41	December	9,223	27

Classified Weekly Wage-rates (Wage-earners only).

For Week of Employment of Greatest Number.	Males.		Females.		Apprentices.
	21 Yrs. & over.	Under 21 Yrs.	18 Yrs. & over.	Under 18 Yrs.	
Under $6.00		5			1
$6.00 to $6.99		15			23
7.00 to 7.99		22			11
8.00 to 8.99		29	1		22
9.00 to 9.99		16	1		20
10.00 to 10.99		25			12
11.00 to 11.99	5	29			13
12.00 to 12.99	5	41	1		14
13.00 to 13.99	4	26			11
14.00 to 14.99	16	42			4
15.00 to 15.99	30	46	6		15
16.00 to 16.99	54	27	1		11
17.00 to 17.99	65	24	11		11
18.00 to 18.99	121	17	12		3
19.00 to 19.99	396	15	9		5
20.00 to 20.99	285	19	23		5
21.00 to 21.99	503	5	1		3
22.00 to 22.99	1,598	15	4		6
23.00 to 23.99	382	2	1		1
24.00 to 24.99	2,768	11			
25.00 to 25.99	1,462	3	1		1
26.00 to 26.99	936	1			
27.00 to 27.99	505	2			1
28.00 to 28 99	382	1			1
29.00 to 29.99	375				
30.00 to 34.99	1,315		2		3
35.00 to 39.99	1,080				
40.00 to 44 99	1,846				
45.00 to 49.99	533				
50.00 and over	1,030				

Nationality of Employees.

Country of Origin.	Males.	Females.
Canada and Newfoundland	6,782	47
Great Britain and Ireland	6,252	26
United States of America	275	1
Australasia	36	
Belgium	48	
France	56	
Italy	437	
Germany	102	
Austria and Hungary	136	
Norway, Sweden, Denmark, Finland, etc	1,143	
Russia or other Slav country	313	
Other European country	55	
China	1	
Hindustan		
Japan		
All other countries	31	
Nationality not stated	304	

TABLE No. 7.

EXPLOSIVES, CHEMICALS, ETC.

Returns covering 12 Firms.

Salary and Wage Payments, 1930.

Officers, Superintendents, and Managers	$81,051.00
Clerks, Stenographers, Salesmen, etc	60,897.00
Wage-earners (including piece-workers)	246,803.18
Total	$388,751.18

Average Number of Wage-earners.

Month.	Males.	Females.	Month.	Males.	Females.
January	204		July	189	
February	204		August	191	
March	206		September	184	
April	199		October	185	
May	191		November	170	
June	186		December	165	

Classified Weekly Wage-rates (Wage-earners only).

For Week of Employment of Greatest Number.	Males.		Females.		Apprentices.
	21 Yrs. & over.	Under 21 Yrs.	18 Yrs. & over.	Under 18 Yrs.	
Under $6.00					
$6.00 to $6.99					
7.00 to 7.99					
8.00 to 8.99		1			
9.00 to 9.99					
10.00 to 10.99					
11.00 to 11.99					
12.00 to 12.99					
13.00 to 13.99					
14.00 to 14.99		3			
15.00 to 15.99		5			
16.00 to 16.99					
17.00 to 17.99	6	1			
18.00 to 18.99	6				
19.00 to 19.99	43	2			
20.00 to 20.99	13				
21.00 to 21.99	11				
22.00 to 22.99	13				
23.00 to 23.99	15				
24.00 to 24.99	26				
25.00 to 25.99	10				
26.00 to 26.99	11				
27.00 to 27.99	9				
28.00 to 28.99	9				
29.00 to 29.99	9				
30.00 to 34.99	34				
35.00 to 39.99	18				
40.00 to 44.99	11				
45.00 to 49.99	2				
50.00 and over	4				

Nationality of Employees.

Country of Origin.	Males.	Females.
Canada and Newfoundland	73	
Great Britain and Ireland	120	
United States of America	3	
Australasia	2	
Belgium		
France		
Italy		
Germany		
Austria and Hungary		
Norway, Sweden, Denmark, Finland, etc	3	
Russia or other Slav country	7	
Other European country		
China	18	
Hindustan		
Japan		
All other countries		
Nationality not stated		

TABLE No. 8.

FOOD PRODUCTS—MANUFACTURE OF.

Returns covering 490 Firms.

Salary and Wage Payments, 1930.

Officers, Superintendents, and Managers	$1,484,869.95
Clerks, Stenographers, Salesmen, etc.	1,601,733.07
Wage-earners (including piece-workers)	8,957,647.97
Total	$12,044,250.99

Average Number of Wage-earners.

Month.	Males.	Females.	Month.	Males.	Females.
January	4,140	894	July	7,685	3,048
February	4,035	941	August	8,260	3,292
March	4,085	870	September	7,501	3,706
April	4,766	930	October	6,588	2,720
May	5,249	1,133	November	5,101	1,639
June	6,387	1,826	December	4,214	1,017

Classified Weekly Wage-rates (Wage-earners only).

For Week of Employment of Greatest Number.	Males.		Females.		Apprentices.
	21 Yrs. & over.	Under 21 Yrs.	18 Yrs. & over.	Under 18 Yrs.	
Under $6.00	.....	1	13	2	.....
$6.00 to $6.99	.....	9	38	10	1
7.00 to 7.99	.....	5	19	16	2
8.00 to 8.99	1	30	54	16	8
9.00 to 9.99	36	14	58	26	4
10.00 to 10.99	17	53	119	39	7
11.00 to 11.99	21	22	145	17	1
12.00 to 12.99	22	55	579	33	4
13.00 to 13.99	6	53	280	28	5
14.00 to 14.99	46	49	488	74	5
15.00 to 15.99	193	57	515	18	4
16.00 to 16.99	133	44	358	6	1
17.00 to 17.99	371	34	151	10	4
18.00 to 18.99	425	51	430	6	1
19.00 to 19.99	344	22	266	2	.....
20.00 to 20.99	892	42	194	2	.....
21.00 to 21.99	402	27	246	2	1
22.00 to 22.99	470	10	81	.....	.....
23.00 to 23.99	312	8	53	2	.....
24.00 to 24.99	585	9	91	.....	.....
25.00 to 25.99	692	14	113	1	.....
26.00 to 26.99	414	3	56	2	.....
27.00 to 27.99	492	9	51	1	.....
28.00 to 28.99	355	11	23	.....	.....
29.00 to 29.99	207	2	25	.....	.....
30.00 to 34.99	1,379	12	95	.....	.....
35.00 to 39.99	942	3	35	.....	.....
40.00 to 44.99	518	.....	19	.....	.....
45.00 to 49.99	128	.....	5	.....	.....
50.00 and over	417	.....	.....	.....	.....

Nationality of Employees.

Country of Origin.	Males.	Females.
Canada and Newfoundland	3,773	2,940
Great Britain and Ireland	2,892	1,223
United States of America	176	107
Australasia	16	19
Belgium	30	10
France	20	23
Italy	99	120
Germany	104	65
Austria and Hungary	70	117
Norway, Sweden, Denmark, Finland, etc.	757	196
Russia or other Slav country	163	106
Other European country	49	54
China	1,872	57
Hindustan	8	9
Japan	775	552
All other countries	31	6
Nationality not stated	53	211

TABLE No. 9

GARMENT-MAKING.

Returns covering 71 Firms.

Salary and Wage Payments, 1930.

Officers, Superintendents, and Managers	$139,377.00
Clerks, Stenographers, Salesmen, etc.	110,771.25
Wage-earners (including piece-workers)	583,077.30
Total	$833,225.55

Average Number of Wage-earners.

Month.	Males.	Females.	Month.	Males.	Females.
January	196	402	July	183	420
February	200	443	August	202	409
March	207	441	September	212	462
April	207	450	October	222	463
May	206	438	November	216	451
June	207	426	December	203	416

Classified Weekly Wage-rates (Wage-earners only).

For Week of Employment of Greatest Number.	Males.		Females.		Apprentices.
	21 Yrs. & over.	Under 21 Yrs.	18 Yrs. & over.	Under 18 Yrs.	
Under $6.00	.....	.....	.....	2	.....
$6.00 to $6.99	.....	1	.....	2	1
7.00 to 7.99	.....	2	.....	3	4
8.00 to 8.99	.....	3	4	8	8
9.00 to 9.99	.....	3	1	4	2
10.00 to 10.99	8	3	3	7	1
11.00 to 11.99	.....	1	3	3	.....
12.00 to 12.99	.....	.....	37	1	.....
13.00 to 13.99	3	6	19	1	.....
14.00 to 14.99	1	2	73	3	.....
15.00 to 15.99	3	2	48	.....	.....
16.00 to 16.99	2	2	45	.....	.....
17.00 to 17.99	6	2	22	.....	.....
18.00 to 18.99	6	1	30	.....	.....
19.00 to 19.99	3	.....	14	.....	.....
20.00 to 20.99	18	.....	23	.....	.....
21.00 to 21.99	3	.....	10	.....	.....
22.00 to 22.99	6	.....	27	.....	.....
23.00 to 23.99	4	.....	5	.....	.....
24.00 to 24.99	5	.....	4	.....	.....
25.00 to 25.99	10	.....	28	.....	.....
26.00 to 26.99	5	.....	3	.....	.....
27.00 to 27.99	14	.....	6	.....	.....
28.00 to 28.99	6	.....	.....	.....	.....
29.00 to 29.99	3	.....	3	.....	.....
30.00 to 34.99	15	.....	6	.....	.....
35.00 to 39.99	16	.....	6	.....	.....
40.00 to 44.99	23	.....	.....	.....	.....
45.00 to 49.99	6	.....	.....	.....	.....
50.00 and over	4	.....	.....	.....	.....

Nationality of Employees.

Country of Origin.	Males.	Females.
Canada and Newfoundland	88	247
Great Britain and Ireland	68	182
United States of America	1	16
Australasia	.....	.....
Belgium	1	1
France	1	4
Italy	1	3
Germany	3	3
Austria and Hungary	3	5
Norway, Sweden, Denmark, Finland, etc.	17	15
Russia or other Slav country	16	18
Other European country	.....	1
China	9	.....
Hindustan	.....	.....
Japan	11	1
All other countries	4	4
Nationality not stated	4	12

TABLE No. 10.

HOUSE FURNISHINGS—MANUFACTURING OF.

Returns covering 52 Firms.

Salary and Wage Payments, 1930.

Officers, Superintendents, and Managers	$171,099.00
Clerks, Stenographers, Salesmen, etc.	132,035.00
Wage-earners (including piece-workers)	651,053.58
Total	$954,187.58

Average Number of Wage-earners.

Month.	Males.	Females.	Month.	Males.	Females.
January	569	102	July	539	100
February	557	109	August	557	108
March	568	110	September	574	115
April	565	110	October	586	115
May	553	117	November	588	112
June	542	112	December	563	103

Classified Weekly Wage-rates (Wage-earners only).

For Week of Employment of Greatest Number.	Males.		Females.		Apprentices.
	21 Yrs. & over.	Under 21 Yrs.	18 Yrs. & over.	Under 18 Yrs.	
Under $6.00		1			
$6.00 to $6.99		7			5
7.00 to 7.99		9		2	5
8.00 to 8.99		7	2	3	1
9.00 to 9.99		11	4	5	5
10.00 to 10.99		17	4		2
11.00 to 11.99	2	12	2	1	
12.00 to 12.99	26	4	2	4	4
13.00 to 13.99	3	3	4		1
14.00 to 14.99	19	8	20		
15.00 to 15.99	3	11	16		
16.00 to 16.99	19	1	18		
17.00 to 17.99	22	1	9		
18.00 to 18.99	10	1	16		
19.00 to 19.99	37	1	3		
20.00 to 20.99	26	2	5		
21.00 to 21.99	20	2			
22.00 to 22.99	41		1		
23.00 to 23.99	7	2	1		
24.00 to 24.99	38		2		
25.00 to 25.99	20	1	5		
26.00 to 26.99	29				
27.00 to 27.99	8		1		
28.00 to 28.99	19				
29.00 to 29.99	3				
30.00 to 34.99	78				
35.00 to 39.99	39				
40.00 to 44.99	19				
45.00 to 49.99	5				
50.00 and over	8				

Nationality of Employees.

Country of Origin.	Males.	Females.
Canada and Newfoundland	371	83
Great Britain and Ireland	208	49
United States of America	8	2
Australasia	2	
Belgium	8	
France	1	
Italy	7	
Germany	5	
Austria and Hungary	2	
Norway, Sweden, Denmark, Finland, etc.	35	
Russia or other Slav country	3	
Other European country	1	
China		
Hindustan		
Japan		
All other countries		
Nationality not stated		

TABLE No. 11.

JEWELLERY—MANUFACTURING OF.

Returns covering 9 Firms.

Salary and Wage Payments, 1930.

Officers, Superintendents, and Managers	$41,869.00
Clerks, Stenographers, Salesmen, etc.	99,606.00
Wage-earners (including piece-workers)	103,063.21
Total	$244,538.21

Average Number of Wage-earners.

Month.	Males.	Females.	Month.	Males.	Females.
January	56	3	July	56	3
February	55	3	August	56	3
March	55	3	September	56	3
April	55	3	October	56	3
May	55	3	November	56	3
June	55	3	December	56	3

Classified Weekly Wage-rates (Wage-earners only).

For Week of Employment of Greatest Number.	Males.		Females.		Apprentices.
	21 Yrs. & over.	Under 21 Yrs.	18 Yrs. & over.	Under 18 Yrs.	
Under $6.00		2			
$6.00 to $6.99					1
7.00 to 7.99					
8.00 to 8.99					2
9.00 to 9.99					
10.00 to 10.99					
11.00 to 11.99		1			
12.00 to 12.99			2		
13.00 to 13.99					
14.00 to 14.99					
15.00 to 15.99					
16.00 to 16.99					1
17.00 to 17.99		2			
18.00 to 18.99	1		1		1
19.00 to 19.99					
20.00 to 20.99					
21.00 to 21.99	1				
22.00 to 22.99	3				
23.00 to 23.99					
24.00 to 24.99					
25.00 to 25.99	1				
26.00 to 26.99					
27.00 to 27.99	1				
28.00 to 28.99	1				
29.00 to 29.99	1				
30.00 to 34.99	10				
35.00 to 39.99	9				
40.00 to 44.99	8				
45.00 to 49.99	5				
50.00 and over	9				

Nationality of Employees.

Country of Origin.	Males.	Females.
Canada and Newfoundland	28	2
Great Britain and Ireland	25	1
United States of America		
Australasia		
Belgium		
France		
Italy		
Germany	3	
Austria and Hungary		
Norway, Sweden, Denmark, Finland, etc.	1	
Russia or other Slav country		
Other European country	1	
China		
Hindustan		
Japan		
All other countries		
Nationality not stated		

TABLE No. 12.

LAUNDRIES, CLEANING AND DYEING.

Returns covering 80 Firms.

Salary and Wage Payments, 1930.

Officers, Superintendents, and Managers	$182,077.00
Clerks, Stenographers, Salesmen, etc.	293,427.00
Wage-earners (including piece-workers)	1,344,084.56
Total	$1,819,588.56

Average Number of Wage-earners.

Month.	Males.	Females.	Month.	Males.	Females.
January	542	1,115	July	564	1,182
February	558	1,121	August	566	1,166
March	558	1,127	September	545	1,173
April	557	1,169	October	556	1,123
May	561	1,157	November	543	1,098
June	565	1,151	December	537	1,088

Classified Weekly Wage-rates (Wage-earners only).

For Week of Employment of Greatest Number.	Males.		Females.		Apprentices.
	21 Yrs. & over.	Under 21 Yrs.	18 Yrs. & over.	Under 18 Yrs.	
Under $6.00			1		2
$6.00 to $6.99		1	1	1	
7.00 to 7.99		3	4		
8.00 to 8.99		1	26	1	9
9.00 to 9.99		1	16	14	2
10.00 to 10.99	2	4	8	29	13
11.00 to 11.99	6	2	24	8	1
12.00 to 12.99	3	10	41	24	
13.00 to 13.99	3	4	369	11	
14.00 to 14.99	4	3	178	1	
15.00 to 15.99	19	6	151		1
16.00 to 16.99	8	4	66		
17.00 to 17.99	7	4	41		
18.00 to 18.99	16	4	53		
19.00 to 19.99	5		9		
20.00 to 20.99	28	2	23		
21.00 to 21.99	15	2	11		
22.00 to 22.99	21		3		
23.00 to 23.99	8				
24.00 to 24.99	27		1		
25.00 to 25.99	64	1	4		
26.00 to 26.99	26				
27.00 to 27.99	39		1		
28.00 to 28.99	36				
29.00 to 29.99	8				
30.00 to 34.99	115		7		
35.00 to 39.99	42				
40.00 to 44.99	17				
45.00 to 49.99	3				
50.00 and over	2				

Nationality of Employees.

Country of Origin.	Males.	Females.
Canada and Newfoundland	201	513
Great Britain and Ireland	292	527
United States of America	11	24
Australasia		1
Belgium		3
France	1	7
Italy	4	14
Germany	2	4
Austria and Hungary		3
Norway, Sweden, Denmark, Finland, etc.	4	48
Russia or other Slav country	4	20
Other European country	1	2
China	25	
Hindustan		
Japan	7	4
All other countries		
Nationality not stated	25	55

TABLE No. 13.

LEATHER AND FUR GOODS—MANUFACTURING OF.

Returns covering 46 Firms.

Salary and Wage Payments, 1930.

Officers, Superintendents, and Managers,	$ 92,372.00
Clerks, Stenographers, Salesmen, etc.	73,261.00
Wage-earners (including piece-workers)	367,103.45
Total	$532,736.45

Average Number of Wage-earners.

Month.	Males.	Females.	Month.	Males.	Females.
January	267	103	July	252	111
February	264	97	August	269	116
March	267	99	September	252	125
April	251	98	October	256	130
May	254	102	November	257	123
June	256	101	December	255	113

Classified Weekly Wage-rates (Wage-earners only).

For Week of Employment of Greatest Number.	Males.		Females.		Apprentices.
	21 Yrs. & over.	Under 21 Yrs.	18 Yrs. & over.	Under 18 Yrs.	
Under $6.00				1	
$6.00 to $6.99		2		3	2
7.00 to 7.99		3		3	2
8.00 to 8.99		2		1	5
9.00 to 9.99		3			4
10.00 to 10.99	1	4	1	1	10
11.00 to 11.99		1	1	2	
12.00 to 12.99	1	2	12	5	2
13.00 to 13.99		1	5		
14.00 to 14.99	4	1	9	3	2
15.00 to 15.99		7	10		1
16.00 to 16.99	1		3	2	1
17.00 to 17.99	2	1	6		
18.00 to 18.99	11	1	14	3	
19.00 to 19.99	5		4		
20.00 to 20.99	10	3	13		
21.00 to 21.99	7		2		
22.00 to 22.99	6	1	2		
23.00 to 23.99	6		2		
24.00 to 24.99	26		3		
25.00 to 25.99	16		9		
26.00 to 26.99	13		1		
27.00 to 27.99	9		2		
28.00 to 28.99	15		1		
29.00 to 29.99	13		2		
30.00 to 34.99	36				
35.00 to 39.99	20				
40.00 to 44.99	6				
45.00 to 49.99	2		1		
50.00 and over	9				

Nationality of Employees.

Country of Origin.	Males.	Females.
Canada and Newfoundland	115	76
Great Britain and Ireland	97	50
United States of America	16	4
Australasia		
Belgium	1	1
France	10	
Italy	12	
Germany	4	2
Austria and Hungary	3	
Norway, Sweden, Denmark, Finland, etc.	15	5
Russia or other Slav country	4	
Other European country		
China		
Hindustan		
Japan	4	
All other countries		
Nationality not stated		

TABLE No. 14.

LUMBER INDUSTRIES.

Returns covering 957 Firms.

Salary and Wage Payments, 1930.

Officers, Superintendents, and Managers	$1,743,372.00
Clerks, Stenographers, Salesmen, etc.	1,135,327.00
Wage-earners (including piece-workers)	22,006,066.99
Total	$24,884,763.99

Average Number of Wage-earners.

Month.	Males.	Females.	Month.	Males.	Females.
January	16,742	28	July	16,820	29
February	19,577	29	August	14,856	26
March	21,847	33	September	14,245	19
April	21,711	29	October	13,417	19
May	21,342	31	November	12,696	22
June	19,794	32	December	11,920	18

Classified Weekly Wage-rates (Wage-earners only).

For Week of Employment of Greatest Number.	Males.		Females.		Apprentices.
	21 Yrs. & over.	Under 21 Yrs.	18 Yrs. & over.	Under 18 Yrs.	
Under $6.00		3			
$6.00 to $6.99		2			
7.00 to 7.99		2	1		
8.00 to 8.99		3	1		
9.00 to 9.99		13			
10.00 to 10.99	22	16	3		
11.00 to 11.99	37	8			
12.00 to 12.99	59	72			
13.00 to 13.99	70	30			
14.00 to 14.99	496	105	2		
15.00 to 15.99	373	41	1		
16.00 to 16.99	461	45	1		
17.00 to 17.99	782	29	2		
18.00 to 18.99	747	14	7		
19.00 to 19.99	4,924	72	1		
20.00 to 20.99	898	3	7		
21.00 to 21.99	2,562	21	2		
22.00 to 22.99	941				
23.00 to 23.99	639	2	1		
24.00 to 24.99	2,849	24	3		
25.00 to 25.99	1,048	13	1		
26.00 to 26.99	712	6			
27.00 to 27.99	1,266	1	2		
28.00 to 28.99	752	1	1		
29.00 to 29.99	469				
30.00 to 34.99	2,491	2	1		
35.00 to 39.99	1,640		2		
40.00 to 44.99	652		1		
45.00 to 49.99	646		1		
50.00 and over	665				

Nationality of Employees.

Country of Origin.	Males.	Females.
Canada and Newfoundland	9,230	27
Great Britain and Ireland	3,752	5
United States of America	1,127	3
Australasia	41	
Belgium	70	
France	186	
Italy	284	
Germany	321	
Austria and Hungary	480	
Norway, Sweden, Denmark, Finland, etc.	2,996	2
Russia or other Slav country	1,354	
Other European country	159	
China	2,067	
Hindustan	671	
Japan	1,530	
All other countries	124	
Nationality not stated	585	

TABLE No. 15.

METAL TRADES.

Returns covering 747 Firms.

Salary and Wage Payments, 1930.

Officers, Superintendents, and Managers	$1,888,084.39
Clerks, Stenographers, Salesmen, etc.	1,580,763.93
Wage-earners (including piece-workers)	5,690,999.40
Total	$9,159,847.72

Average Number of Wage-earners.

Month.	Males.	Females.	Month.	Males.	Females.
January	3,926	71	July	4,866	97
February	4,061	71	August	4,641	96
March	4,148	82	September	4,464	89
April	4,281	82	October	4,279	72
May	4,432	86	November	4,145	66
June	4,576	88	December	3,677	62

Classified Weekly Wage-rates (Wage-earners only).

For Week of Employment of Greatest Number.	Males.		Females.		Apprentices.
	21 Yrs. & over.	Under 21 Yrs.	18 Yrs. & over.	Under 18 Yrs.	
Under $6.00		38	2		
$6.00 to $6.99		28	2		44
7.00 to 7.99		38	1	3	35
8.00 to 8.99		48	4		40
9.00 to 9.99		34	1		13
10.00 to 10.99	4	59	1		26
11.00 to 11.99	4	43	1		22
12.00 to 12.99	19	74	3		21
13.00 to 13.99	10	26	6	3	11
14.00 to 14.99	19	41	4		8
15.00 to 15.99	64	76	10		29
16.00 to 16.99	38	31	17		9
17.00 to 17.99	75	53	13		7
18.00 to 18.99	82	25	5		7
19.00 to 19.99	116	22	4		5
20.00 to 20.99	164	28	5		2
21.00 to 21.99	106	18	3		3
22.00 to 22.99	408	33	1		1
23.00 to 23.99	123	8	3		
24.00 to 24.99	262	5			1
25.00 to 25.99	251	8	2		
26.00 to 26.99	145	2			1
27.00 to 27.99	153	2			
28.00 to 28.99	141				2
29.00 to 29.99	93				2
30.00 to 34.99	893	1	1		1
35.00 to 39.99	721				
40.00 to 44.99	314				
45.00 to 49.99	83				
50.00 and over	168				

Nationality of Employees.

Country of Origin.	Males.	Females.
Canada and Newfoundland	2,824	66
Great Britain and Ireland	1,914	20
United States of America	172	3
Australasia	9	
Belgium	10	
France	18	
Italy	40	5
Germany	35	
Austria and Hungary	12	1
Norway, Sweden, Denmark, Finland, etc.	115	1
Russia or other Slav country	33	
Other European country	17	3
China	2	
Hindustan		
Japan	29	
All other countries	1	
Nationality not stated	217	

TABLE No. 16.

METAL-MINING.

Returns covering 175 Firms.

Salary and Wage Payments, 1930.

Officers, Superintendents, and Managers	$537,598.00
Clerks, Stenographers, Salesmen, etc	828,464.00
Wage-earners (including piece-workers)	7,428,598.08
Total	$8,794,660.08

Average Number of Wage-earners.

Month.	Males.	Females.	Month.	Males.	Females.
January	4,636	48	July	4,547	43
February	4,354	47	August	4,396	43
March	4,151	46	September	4,339	42
April	4,326	45	October	4,024	41
May	4,406	43	November	3,729	43
June	4,510	43	December	3,897	43

Classified Weekly Wage-rates (Wage-earners only).

For Week of Employment of Greatest Number.	Males.		Females.		Apprentices.
	21 Yrs. & over.	Under 21 Yrs.	18 Yrs. & over.	Under 18 Yrs.	
Under $6.00					
$6.00 to $6.99					
7.00 to 7.99					
8.00 to 8.99		1			
9.00 to 9.99			3		
10.00 to 10.99		1			2
11.00 to 11.99					
12.00 to 12.99					
13.00 to 13.99	1		1		
14.00 to 14.99			1		
15.00 to 15.99	2	2	18		2
16.00 to 16.99	10	7			2
17.00 to 17.99	2		1		3
18.00 to 18.99	5		3		
19.00 to 19.99	7	6	1		1
20.00 to 20.99	49		5		4
21.00 to 21.99	26				
22.00 to 22.99	20	3	6		2
23.00 to 23.99	53		9		
24.00 to 24.99	93		1		2
25.00 to 25.99	39	2	2		
26.00 to 26.99	77	1	3		1
27.00 to 27.99	104		1		
28.00 to 28.99	159	6	1		3
29.00 to 29.99	742	3	1		
30.00 to 34.99	1,901	2	1		2
35.00 to 39.99	1,457	6	1		
40.00 to 44.99	114	1			
45.00 to 49.99	173				
50.00 and over	113				

Nationality of Employees.

Country of Origin.	Males.	Females.
Canada and Newfoundland	1,642	28
Great Britain and Ireland	1,564	17
United States of America	234	2
Australasia	11	
Belgium	11	
France	26	
Italy	241	
Germany	58	
Austria and Hungary	93	
Norway, Sweden, Denmark, Finland, etc	936	2
Russia or other Slav country	472	
Other European country	30	
China	98	
Hindustan		
Japan	93	1
All other countries		
Nationality not stated	120	

TABLE No. 17.

MISCELLANEOUS TRADES AND INDUSTRIES.

Returns covering 154 Firms.

Salary and Wage Payments, 1930.

Officers, Superintendents, and Managers	$655,722.00
Clerks, Stenographers, Salesmen, etc	535,574.00
Wage-earners (including piece-workers)	1,864,450.40
Total	$3,055,746.40

Average Number of Wage-earners.

Month.	Males.	Females.	Month.	Males.	Females.
January	1,278	287	July	1,565	281
February	1,420	297	August	1,476	281
March	1,550	308	September	1,458	285
April	1,514	300	October	1,342	285
May	1,538	295	November	1,150	283
June	1,600	297	December	1,083	274

Classified Weekly Wage-rates (Wage-earners only).

For Week of Employment of Greatest Number.	Males.		Females.		Apprentices.
	21 Yrs. & over.	Under 21 Yrs.	18 Yrs. & over.	Under 18 Yrs.	
Under $6.00					8
$6.00 to $6.99		7			2
7.00 to 7.99		11	3	2	5
8.00 to 8.99		14	1	8	10
9.00 to 9.99		12	2	2	3
10.00 to 10.99	1	37	3	5	11
11.00 to 11.99	3	5	9	1	
12.00 to 12.99	11	27	9	13	7
13.00 to 13.99	7	14	5	1	10
14.00 to 14.99	5	10	171	4	1
15.00 to 15.99	49	23	39		1
16.00 to 16.99	22	9	24		2
17.00 to 17.99	104	23	11		8
18.00 to 18.99	38	10	12		
19.00 to 19.99	51	3	4		6
20.00 to 20.99	183	1	4		1
21.00 to 21.99	89	2	6		
22.00 to 22.99	97	1	1		1
23.00 to 23.99	77		1		
24.00 to 24.99	216		2		
25.00 to 25.99	113	1	7		
26.00 to 26.99	63		2		
27.00 to 27.99	61	1			
28.00 to 28.99	53				
29.00 to 29.99	32				
30.00 to 34.99	178		1		
35.00 to 39.99	170				
40.00 to 44.99	46				
45.00 to 49.99	12				
50.00 and over	18				

Nationality of Employees.

Country of Origin.	Males.	Females.
Canada and Newfoundland	812	170
Great Britain and Ireland	655	100
United States of America	43	2
Australasia	1	
Belgium	5	
France	6	1
Italy	14	7
Germany	9	
Austria and Hungary	42	
Norway, Sweden, Denmark, Finland, etc	166	
Russia or other Slav country	39	9
Other European country	6	
China	28	
Hindustan	8	
Japan	22	6
All other countries	23	
Nationality not stated	100	

TABLE No. 18.

OIL-REFINING.

Returns covering 25 Firms.

Salary and Wage Payments, 1930.

Officers, Superintendents, and Managers	$172,825.00
Clerks, Stenographers, Salesmen, etc.	427,839.00
Wage-earners (including piece-workers)	949,562.44
Total	$1,550,226.44

Average Number of Wage-earners.

Month.	Males.	Females.	Month.	Males.	Females.
January	450	2	July	906	10
February	499	2	August	944	14
March	500	1	September	879	13
April	599	4	October	548	8
May	693	8	November	429	1
June	713	9	December	355	1

Classified Weekly Wage-rates (Wage-earners only).

For Week of Employment of Greatest Number.	Males.		Females.		Apprentices.
	21 Yrs. & over.	Under 21 Yrs.	18 Yrs. & over.	Under 18 Yrs.	
Under $6.00					
$6.00 to $6.99				1	
7.00 to 7.99					
8.00 to 8.99	2				
9.00 to 9.99	1				
10.00 to 10.99					
11.00 to 11.99	1		1		
12.00 to 12.99	2	3			
13.00 to 13.99					
14.00 to 14.99	37		2	1	
15.00 to 15.99	7	2	2		
16.00 to 16.99	14				
17.00 to 17.99	8				
18.00 to 18.99	59	10	1		
19.00 to 19.99	2				
20.00 to 20.99	50	2	1		
21.00 to 21.99	48	1			
22.00 to 22.99	22				
23.00 to 23.99	32				
24.00 to 24.99	9	2	1		
25.00 to 25.99	48				
26.00 to 26.99	9				
27.00 to 27.99	15				
28.00 to 28.99	33				
29.00 to 29.99	73	2			
30.00 to 34.99	218				
35.00 to 39.99	110				
40.00 to 44.99	71				
45.00 to 49.99	29				
50.00 and over	40				

Nationality of Employees.

Country of Origin.	Males.	Females.
Canada and Newfoundland	375	6
Great Britain and Ireland	295	1
United States of America	25	
Australasia	5	
Belgium		
France		
Italy	8	
Germany	1	
Austria and Hungary	8	1
Norway, Sweden, Denmark, Finland, etc.	187	3
Russia or other Slav country	22	
Other European country	3	
China	55	
Hindustan		
Japan	66	2
All other countries		
Nationality not stated	26	

TABLE No. 19.

PAINT-MANUFACTURING.

Returns covering 11 Firms.

Salary and Wage Payments, 1930.

Officers, Superintendents, and Managers	$80,749.00
Clerks, Stenographers, Salesmen, etc.	94,544.00
Wage-earners (including piece-workers)	121,624.32
Total	$296,917.32

Average Number of Wage-earners.

Month.	Males.	Females.	Month.	Males.	Females.
January	108	14	July	115	13
February	115	14	August	114	13
March	119	14	September	108	13
April	124	14	October	105	13
May	118	15	November	96	12
June	117	14	December	95	12

Classified Weekly Wage-rates (Wage-earners only).

For Week of Employment of Greatest Number.	Males.		Females.		Apprentices.
	21 Yrs. & over.	Under 21 Yrs.	18 Yrs. & over.	Under 18 Yrs.	
Under $6.00					
$6.00 to $6.99					
7.00 to 7.99		5			
8.00 to 8.99		3		2	
9.00 to 9.99		4		1	
10.00 to 10.99		9			
11.00 to 11.99		6		1	
12.00 to 12.99	2	6			
13.00 to 13.99		1		2	
14.00 to 14.99	1	2	3		
15.00 to 15.99	6		2		
16.00 to 16.99	4		1		
17.00 to 17.99	1		1		
18.00 to 18.99	3	1			
19.00 to 19.99	2				
20.00 to 20.99	6	1	1		
21.00 to 21.99	7				
22.00 to 22.99	8				
23.00 to 23.99	2		1		
24.00 to 24.99	3				
25.00 to 25.99	11				
26.00 to 26.99	6				
27.00 to 27.99	1				
28.00 to 28.99	3				
29.00 to 29.99					
30.00 to 34.99	10				
35.00 to 39.99	3				
40.00 to 44.99	2				
45.00 to 49.99	1				
50.00 and over	5				

Nationality of Employees.

Country of Origin.	Males.	Females.
Canada and Newfoundland	88	9
Great Britain and Ireland	44	6
United States of America	1	
Australasia		
Belgium		
France		
Italy	1	
Germany		
Austria and Hungary		
Norway, Sweden, Denmark, Finland, etc.		
Russia or other Slav country		
Other European country		
China		
Hindustan		
Japan		
All other countries		
Nationality not stated		

TABLE No. 20.

PRINTING AND PUBLISHING.

Returns covering 144 Firms.

Salary and Wage Payments, 1930.

Officers, Superintendents, and Managers	$634,853.00
Clerks, Stenographers, Salesmen, etc.	1,269,626.00
Wage-earners (including piece-workers)	2,289,420.99
Total	$4,193,899.99

Average Number of Wage-earners.

Month.	Males.	Females.	Month.	Males.	Females.
January	1,323	195	July	1,312	186
February	1,311	197	August	1,318	181
March	1,333	195	September	1,302	192
April	1,324	190	October	1,297	193
May	1,331	191	November	1,320	198
June	1,320	196	December	1,308	191

Classified Weekly Wage-rates (Wage-earners only).

For Week of Employment of Greatest Number.	Males.		Females.		Apprentices.
	21 Yrs. & over.	Under 21 Yrs.	18 Yrs. & over.	Under 18 Yrs.	
Under $6 00	.....	9	.....	1	.....
$6.00 to $6.99	.....	20	.....	4	17
7.00 to 7.99	.....	24	4	2	16
8.00 to 8.99	.....	11	1	8	9
9.00 to 9.99	10	20	2	1	10
10 00 to 10.99	2	10	15	8	10
11.00 to 11.99	5	17	2	3	9
12.00 to 12.99	11	10	9	3	15
13.00 to 13.99	4	10	9	1	5
14.00 to 14.99	3	11	17	2	5
15.00 to 15.99	11	4	17	3	5
16.00 to 16.99	6	9	12	1	5
17.00 to 17.99	9	8	15	.....	1
18.00 to 18.99	26	1	15	.....	6
19.00 to 19.99	11	2	2	.....	2
20.00 to 20.99	24	1	14	.....	5
21.00 to 21.99	6	5	17	.....	1
22.00 to 22.99	13	.....	26	.....	3
23.00 to 23.99	14	1	3	.....	.....
24.00 to 24.99	14	.....	4	.....	2
25.00 to 25.99	33	.....	6	.....	3
26.00 to 26.99	13	1	1	.....	6
27.00 to 27.99	23	.....	1	.....	.....
28.00 to 28.99	13	1	.....	.....	1
29.00 to 29.99	12	.....	.....	.....	1
30.00 to 34.99	70	2	3	.....	3
35.00 to 39.99	51	.....	1	.....	4
40.00 to 44.99	101	.....	1	.....	.....
45 00 to 49.99	295	.....	.....	.....	.....
50.00 and over	266	.....	.....	.....	.....

Nationality of Employees.

Country of Origin.	Males.	Females.
Canada and Newfoundland	725	164
Great Britain and Ireland	416	70
United States of America	50	.....
Australasia	5	.....
Belgium	.....	.....
France	1	.....
Italy	2	.....
Germany	3	.....
Austria and Hungary	2	.....
Norway, Sweden, Denmark, Finland, etc.	14	1
Russia or other Slav country	9	1
Other European country	.....	.....
China	20	.....
Hindustan	.....	.....
Japan	44	.....
All other countries	131	5
Nationality not stated	.....	.....

TABLE No. 21.

PULP AND PAPER—MANUFACTURE OF.

Returns covering 16 Firms.

Salary and Wage Payments, 1930.

Officers, Superintendents, and Managers	$481,059.00
Clerks, Stenographers, Salesmen, etc.	626,520.00
Wage-earners (including piece-workers)	4,407,882.04
Total	$5,515,461.04

Average Number of Wage-earners.

Month.	Males.	Females.	Month.	Males.	Females.
January	2,692	37	July	2,934	48
February	2,551	38	August	2,954	66
March	2,650	38	September	2,918	63
April	2,706	37	October	2,971	59
May	2,820	37	November	2,935	62
June	2,815	53	December	2,926	53

Classified Weekly Wage-rates (Wage-earners only).

For Week of Employment of Greatest Number.	Males.		Females.		Apprentices.
	21 Yrs. & over.	Under 21 Yrs.	18 Yrs. & over.	Under 18 Yrs.	
Under $6.00	.....	.....	.....	.....	.....
$6.00 to $6.99	.....	.....	.....	.....	.....
7.00 to 7.99	.....	.....	.....	.....	.....
8.00 to 8.99	.....	.....	.....	.....	.....
9.00 to 9.99	.....	.....	.....	.....	.....
10.00 to 10.99	.....	.....	.....	.....	.....
11.00 to 11.99	.....	.....	.....	.....	1
12.00 to 12.99	.....	.....	17	4	.....
13.00 to 13.99	.....	4	7	2	.....
14.00 to 14.99	3	2	23	1	.....
15.00 to 15.99	5	.....	7	.....	.....
16.00 to 16.99	20	21	11	.....	.....
17.00 to 17.99	108	1	1	.....	.....
18.00 to 18.99	32	1	.....	.....	.....
19.00 to 19.99	188	13	.....	.....	.....
20.00 to 20.99	33	1	6	2	.....
21.00 to 21.99	337	32	1	.....	.....
22.00 to 22.99	65	2	1	.....	.....
23.00 to 23.99	525	72	1	.....	.....
24.00 to 24.99	264	13	.....	.....	.....
25.00 to 25.99	295	15	1	.....	.....
26.00 to 26.99	122	6	.....	.....	.....
27.00 to 27.99	83	3	.....	.....	.....
28.00 to 28.99	138	.....	1	.....	.....
29.00 to 29.99	42	1	.....	.....	.....
30.00 to 34.99	262	3	.....	.....	.....
35.00 to 39.99	392	.....	.....	.....	.....
40.00 to 44.99	105	.....	.....	.....	.....
45.00 to 49.99	32	.....	.....	.....	.....
50.00 and over	83	.....	.....	.....	.....

Nationality of Employees.

Country of Origin.	Males.	Females.
Canada and Newfoundland	1,777	64
Great Britain and Ireland	522	20
United States of America	83	1
Australasia	3	.....
Belgium	4	.....
France	7	.....
Italy	140	1
Germany	9	.....
Austria and Hungary	37	.....
Norway, Sweden, Denmark, Finland, etc.	134	.....
Russia or other Slav country	60	.....
Other European country	23	.....
China	61	.....
Hindustan	.....	.....
Japan	492	1
All other countries	.....	.....
Nationality not stated	.....	.....

TABLE No. 22.

SHIP-BUILDING.

Returns covering 43 Firms.

Salary and Wage Payments, 1930.

Officers, Superintendents, and Managers	$152,036.65
Clerks, Stenographers, Salesmen, etc.	88,897.00
Wage-earners (including piece-workers)	1,329,212.55
Total	$1,570,146.20

Average Number of Wage-earners.

Month.	Males.	Females.	Month.	Males.	Females.
January	1,129		July	801	
February	1,045		August	767	
March	1,016		September	924	
April	992		October	867	
May	1,075		November	809	
June	879		December	598	

Classified Weekly Wage-rates (Wage-earners only).

For Week of Employment of Greatest Number.	Males.		Females.		Apprentices.
	21 Yrs. & over	Under 21 Yrs.	18 Yrs. & over.	Under 18 Yrs.	
Under $6.00		1			
$6.00 to $6.99					2
7.00 to 7.99					6
8.00 to 8.99		2			3
9.00 to 9.99					3
10.00 to 10.99					
11.00 to 11.99		5			1
12.00 to 12.99	2	4			2
13.00 to 13.99		1			3
14.00 to 14.99					1
15.00 to 15.99	2	14			3
16.00 to 16.99	4				3
17.00 to 17.99	46	11			
18.00 to 18.99	5				
19.00 to 19.99	16				4
20.00 to 20.99	12	1			
21.00 to 21.99	10	1			
22.00 to 22.99	263	1			1
23.00 to 23.99	38				
24.00 to 24.99	77				
25.00 to 25.99	14				
26.00 to 26.99	26				
27.00 to 27.99	102				
28.00 to 28.99	70				
29.00 to 29.99	54				
30.00 to 34.99	233				
35.00 to 39.99	432				
40.00 to 44.99	72				
45.00 to 49.99	21				
50.00 and over	6				

Nationality of Employees.

Country of Origin.	Males.	Females.
Canada and Newfoundland	682	
Great Britain and Ireland	658	
United States of America	35	
Australasia	4	
Belgium	2	
France	10	
Italy	14	
Germany	2	
Austria and Hungary	6	
Norway, Sweden, Denmark, Finland, etc.	54	
Russia or other Slav country	5	
Other European country		
China		
Hindustan		
Japan	50	
All other countries	7	
Nationality not stated		

TABLE No. 23.

SMELTING.

Returns covering 2 Firms.

Salary and Wage Payments, 1930.

Officers, Superintendents, and Managers	$291,121.00
Clerks, Stenographers, Salesmen, etc.	597,580.00
Wage-earners (including piece-workers)	5,250,260.84
Total	$6,138,961.84

Average Number of Wage-earners.

Month.	Males.	Females.	Month.	Males.	Females.
January	3,034		July	3,137	
February	3,202		August	3,216	
March	3,132		September	3,423	
April	3,076		October	3,683	
May	3,073		November	3,428	
June	3,048		December	3,202	

Classified Weekly Wage-rates (Wage-earners only).

For Week of Employment of Greatest Number.	Males.		Females.		Apprentices.
	21 Yrs. & over.	Under 21 Yrs.	18 Yrs. & over.	Under 18 Yrs.	
Under $6.00					
$6.00 to $6.99					
7.00 to 7.99					
8.00 to 8.99					13
9.00 to 9.99					
10.00 to 10.99					
11.00 to 11.99					
12.00 to 12.99					
13.00 to 13.99					16
14.00 to 14.99					
15.00 to 15.99	2				
16.00 to 16.99					
17.00 to 17.99	15				9
18.00 to 18.99					
19.00 to 19.99					
20.00 to 20.99					20
21.00 to 21.99					25
22.00 to 22.99	7				
23.00 to 23.99	34	4			
24.00 to 24.99	2	2			
25.00 to 25.99					
26.00 to 26.99	587	72			
27.00 to 27.99	730	87			
28.00 to 28.99	239	1			
29.00 to 29.99	415	1			
30.00 to 34.99	1,000	1			
35.00 to 39.99	297				
40.00 to 44.99	97				
45.00 to 49.99					
50.00 and over	11				

Nationality of Employees.

Country of Origin.	Males.	Females.
Canada and Newfoundland	906	
Great Britain and Ireland	1,389	
United States of America	94	
Australasia	4	
Belgium	16	
France	11	
Italy	533	
Germany	45	
Austria and Hungary	54	
Norway, Sweden, Denmark, Finland, etc.	326	
Russia or other Slav country	251	
Other European country	42	
China	21	
Hindustan		
Japan		
All other countries		
Nationality not stated		

TABLE No. 24.

STREET RAILWAYS, GAS, WATER, LIGHT, POWER, TELEPHONES, ETC.

Returns covering 94 Firms.

Salary and Wage Payments, 1930.

Officers, Superintendents, and Managers	$769,947.00
Clerks, Stenographers, Salesmen, etc	1,877,637.00
Wage-earners (including piece-workers)	8,842,486.60
Total	$11,490,070.60

Average Number of Wage-earners.

Month.	Males.	Females.	Month.	Males.	Females.
January	4,253	1,719	July	5,040	1,767
February	4,333	1,699	August	5,097	1,740
March	4,529	1,723	September	5,105	1,760
April	4,777	1,766	October	5,095	1,695
May	4,954	1,798	November	4,753	1,596
June	4,960	1,799	December	4,619	1,602

Classified Weekly Wage-rates (Wage-earners only).

For Week of Employment of Greatest Number.	Males.		Females.		Apprentices.
	21 Yrs. & over.	Under 21 Yrs.	18 Yrs. & over.	Under 18 Yrs.	
Under $6.00		1			
$6.00 to $6.99		1		2	
7.00 to 7.99					2
8.00 to 8.99			2		
9.00 to 9.99		1			
10.00 to 10.99		4	2	1	
11.00 to 11.99		8	12	2	17
12.00 to 12.99	1	4	4	1	132
13.00 to 13.99	8	7	22		32
14.00 to 14.99			7		
15.00 to 15.99	4	1	561	5	
16.00 to 16.99	13	2	198	1	
17.00 to 17.99	31	1	38		22
18.00 to 18.99	41	1	138		13
19.00 to 19.99	149	4	151		10
20.00 to 20.99	162	9	310		
21.00 to 21.99	513	36	56		
22.00 to 22.99	415	4	73		
23.00 to 23.99	219		13		
24.00 to 24.99	614	9			
25.00 to 25.99	76		1		
26.00 to 26.99	141	3			
27.00 to 27.99	211	3			
28.00 to 28.99	225	1			
29.00 to 29.99	89				
30.00 to 34.99	1,893	1	1		
35.00 to 39.99	506				
40.00 to 44.99	530	2			
45.00 to 49.99	140				
50.00 and over	93				

Nationality of Employees.

Country of Origin.	Males.	Females.
Canada and Newfoundland	2,591	1,384
Great Britain and Ireland	2,907	576
United States of America	241	85
Australasia	19	3
Belgium	11	
France	24	
Italy	128	1
Germany	51	
Austria and Hungary	68	
Norway, Sweden, Denmark, Finland, etc	313	10
Russia or other Slav country	187	
Other European country	40	
China	25	
Hindustan		
Japan	5	
All other countries	4	
Nationality not stated	189	

TABLE No. 25.

WOOD—MANUFACTURE OF (N.E.S.).

Returns covering 84 Firms.

Salary and Wage Payments, 1930.

Officers, Superintendents, and Managers	$348,290.00
Clerks, Stenographers, Salesmen, etc	212,800.00
Wage-earners (including piece-workers)	1,493,679.08
Total	$2,054,769.08

Average Number of Wage-earners.

Month.	Males.	Females.	Month.	Males.	Females.
January	1,183	46	July	1,512	101
February	1,217	54	August	1,494	73
March	1,323	84	September	1,414	66
April	1,304	105	October	1,302	73
May	1,487	97	November	1,145	60
June	1,447	112	December	1,070	56

Classified Weekly Wage-rates (Wage-earners only).

For Week of Employment of Greatest Number.	Males.		Females.		Apprentices.
	21 Yrs. & over.	Under 21 Yrs.	18 Yrs. & over.	Under 18 Yrs.	
Under $6.00					
$6.00 to $6.99		9			2
7.00 to 7.99		27			
8.00 to 8.99		22	1	4	2
9.00 to 9.99		19	1		
10.00 to 10.99		17		3	1
11.00 to 11.99	1	20			2
12.00 to 12.99	7	48	22	1	12
13.00 to 13.99	13	32	2		4
14.00 to 14.99	18	26	34	2	5
15.00 to 15.99	18	41	15		3
16.00 to 16.99	26	38	11		6
17.00 to 17.99	100	3	6	1	1
18.00 to 18.99	46	7	11	1	
19.00 to 19.99	155	3	3		
20.00 to 20.99	84	4	2	1	
21.00 to 21.99	98	4	3		
22.00 to 22.99	46	2	5		
23.00 to 23.99	21	3			
24.00 to 24.99	69				1
25.00 to 25.99	42	1			
26.00 to 26.99	49		1		
27.00 to 27.99	55	1			
28.00 to 28.99	62		2		
29.00 to 29.99	24				
30.00 to 34.99	171				
35.00 to 39.99	130				
40.00 to 44.99	42				
45.00 to 49.99	22				
50.00 and over	20				

Nationality of Employees.

Country of Origin.	Males.	Females.
Canada and Newfoundland	777	81
Great Britain and Ireland	465	26
United States of America	40	
Australasia	3	
Belgium	1	2
France	9	2
Italy	28	3
Germany	23	
Austria and Hungary	8	5
Norway, Sweden, Denmark, Finland, etc	72	9
Russia or other Slav country	28	
Other European country	27	
China	31	
Hindustan	2	
Japan	57	4
All other countries	58	
Nationality not stated	42	

SUMMARY OF ALL TABLES.

Returns covering 4,704 Firms.

Total Salary and Wage Payments during Twelve Months ended December 31st, 1930.

Officers, Superintendents, and Managers	$13,202,109.09	
Clerks, Stenographers, Salesmen, etc.	14,034,744.30	
Wage-earners (including piece-workers)	99,923,614.14	
		$127,160,467.53
Returns received too late to be included in above Summary	$1,395,692.63	
Estimated pay-roll of employers in occupations covered by the Department's inquiry, and from whom returns were not received	2,200,000.00	
Transcontinental Railways	13,877,653.55	
Dominion and Provincial Government workers	6,000,000.00	
Wholesale and Retail Firms	3,550,000.00	
Delivery, Cartage, and Teaming, Warehousing, Butchers, Moving-picture Operators, Coal and Wood Yards, and Auto Transportation	4,100,000.00	
Ocean Services and Express Companies	7,500,000.00	
Miscellaneous	1,350,000.00	
		39,973,346.18
Total		$167,133,813.71

Average Number of Wage-earners.

During the Month of	Males.	Females.
January	64,989	5,230
February	68,040	5,294
March	71,500	5,329
April	73,464	5,553
May	75,402	5,716
June	75,315	6,462
July	74,790	7,715
August	73,227	7,895
September	70,815	8,358
October	67,430	7,215
November	64,664	5,985
December	60,157	5,279

Nationality of Employees.

Country of Origin.	Males.	Females.
Canada and Newfoundland	37,870	6,112
Great Britain and Ireland	29,906	2,976
United States of America	2,740	253
Australasia	208	23
Belgium	270	17
France	419	37
Italy	2,551	154
Germany	879	76
Austria and Hungary	1,089	133
Norway, Sweden, Denmark, Finland, etc.	7,606	293
Russia or other Slav country	3,626	154
Other European country	523	60
China	5,347	57
Hindustan	691	.....
Japan	3,312	571
All other countries	394	15
Nationality not stated	2595	278

Classified Weekly Wage-rates (Wage-earners only.)

For Week of Employment of Greatest Number.	Males.		Females.		Apprentices.
	21 Yrs. & over.	Under 21 Yrs.	18 Yrs. & over.	Under 18 Yrs.	
Under $6.00	.....	56	16	6	11
$6.00 to $6.99	.....	107	41	23	102
7.00 to 7.99	.....	156	32	35	88
8.00 to 8.99	3	192	98	51	132
9.00 to 9.99	47	175	89	53	67
10.00 to 10.99	57	280	160	93	97
11.00 to 11.99	88	184	200	44	70
12.00 to 12.99	182	398	840	107	213
13.00 to 13.99	184	256	760	49	99
14.00 to 14.99	816	326	1,060	88	32
15.00 to 15.99	954	381	1,436	30	66
16.00 to 16.99	1,024	330	774	8	41
17.00 to 17.99	1,950	234	328	11	67
18.00 to 18.99	1,948	181	749	9	31
19.00 to 19.99	6,836	183	472	2	34
20.00 to 20.99	3,114	142	649	8	39
21.00 to 21.99	5,163	167	360	2	33
22.00 to 22.99	5,097	73	232	.....	14
23.00 to 23.99	2,825	102	97	2	1
24.00 to 24.99	9,253	89	112	.....	7
25.00 to 25.99	4,926	62	190	1	4
26.00 to 26.99	4,240	103	70	2	8
27.00 to 27.99	4,514	109	65	1	1
28.00 to 28.99	3,002	22	32	.....	7
29.00 to 29.99	3,661	9	40	.....	3
30.00 to 34.99	14,221	28	118	.....	10
35.00 to 39.99	9,324	9	45	.....	4
40.00 to 44.99	5,621	3	21	.....	.....
45.00 to 49.99	2,660	.....	7	.....	.....
50.00 and over	3,455	.....	.....	.....	.....
Totals	95,165	4,357	9,093	625	1,281

"HOURS OF WORK ACT."

During the past year the Board administering the "Hours of Work Act" has been impressed by the fact that throughout this period of declining production the hours worked by employees have not exceeded forty-eight in the week in the industries covered by the Act.

It might not be amiss at this time to give the definition of "industrial undertaking" as defined in the Act itself:—

"'Industrial undertaking' includes:—

"(*a.*) Mines, quarries, and other works for the extraction of minerals from the earth:

"(*b.*) Industries in which articles are manufactured, altered, cleaned, repaired, ornamented, finished, adapted for sale, broken up or demolished, or in which materials are transformed; including ship-building and the generation, transformation, and transmission of electricity or motive power of any kind and logging operations:

"(*c.*) Construction, reconstruction, maintenance, repair, alteration, or demolition of any building, railway, tramway, harbour, dock, pier, canal, inland waterway, road, tunnel, bridge, viaduct, sewer, drain, well, telegraphic or telephonic installation, electrical undertaking, gas-work, water-work, or other work of construction, as well as the preparation for or laying the foundations of any such work or structure;

but the term 'industrial undertaking' shall not include any branch of the agricultural, horticultural, or dairying industry."

A comparison of the above definition with the table of average weekly hours worked in each industry will show that the industries coming within the Act are observing its provisions.

Regulations made by the Board grant exemptions to certain employees in a number of the industries covered by the Act. These apply to employees who have to perform preparatory work or necessary repair-work after the regular working-day has been completed in order that the plant may be in readiness for the full crew the following morning.

The industries which operate more than forty-eight hours are those not covered by the Act, or those operating on a continuous process, and are therefore working seven days per week, such as smelting, certain branches of Coast shipping, the food products group, oil-refining, and in all lumbering operations east of the Cascade Mountains, where, because of an enforced shut-down during the winter months due to climatic conditions, lumber operators were granted a nine-hour day during their operating season.

TEMPORARY EXEMPTIONS SUSPENDED.

In order that all available work in industry would be spread over as many men as possible, and thus absorb to a limited extent those out of employment, the Board of Adjustment decided that no further temporary exemptions would be granted under section (9) of the Act until such time as conditions again become normal.

SLIGHT INCREASE IN AVERAGE WEEKLY HOURS.

The average weekly working-hours covered by the 4,704 firms making returns for the year was 48.62 per week, a slight increase over 1929, when the figures were 48.25; 48.43 in 1928; 48.55 in 1927; and 48.84 in 1926.

It is the well-considered opinion of the Board that the working-hours in this Province are the lowest existing in any Province in Canada. 77.60 per cent. of the total wage-earners were working eight hours per day or less, 13.36 per cent. worked between eight hours and not more than nine hours per day, and 9.04 per cent. of all employees were working in excess of nine hours per day; and while the above percentages do not appear as favourable as those given in our last report, it must be realized that many of the industries affected by the present industrial set-back are those to which the "Hours of Work Act" applies.

The following table shows the trend of average weekly hours in all industries covered in this report for the past five years:—

AVERAGE WEEKLY HOURS OF WORK, BY INDUSTRIES.

Industry.	1926.	1927.	1928.	1929.	1930.
Breweries	47.91	45.60	48.22	46.77	47.18
Builders' materials, etc.	47.10	46.94	47.55	46.96	47.09
Cigar and tobacco manufacturing	44.46	44.48	46.58	44.40	45.00
Coal-mining	48.00	48.02	48.02	48.03	48.03
Coast shipping	53.29	52.48	53.05	51.05	53.94
Contracting	45.57	44.97	44.83	45.16	45.16
Explosives, chemicals, etc.	51.49	45.85	45.32	46.04	45.30
Food products, manufacture of	51.82	50.65	51.75	51.01	52.23
Garment-making	44.81	46.38	44.54	44.87	44.08
House-furnishing	45.14	45.52	45.30	45.53	45.25
Jewellery, manufacture of	43.96	44.25	44.75	44.24	44.07
Laundries, cleaning and dyeing	46.54	46.28	46.42	46.62	46.06
Leather and fur goods, manufacture of	47.26	46.77	46.62	46.70	46.67
Lumber industries—					
Logging	48.71	48.63	48.40	47.31	48.44
Logging-railways	48.06	49.08	49.16	48.61	50.09
Mixed plants	49.03	44.00	47.21	48.00	48.00
Lumber-dealers	46.78	45.88	46.70	47.63	47.59
Planing-mills	50.48	49.81	49.29	49.14	48.68
Sawmills	49.23	49.63	49.03	49.12	48.95
Shingle-mills	48.32	48.84	47.97	47.86	47.84
Metal trades	45.81	45.51	45.42	45.87	45.88
Metal-mining	55.43	52.26	53.93	53.96	52.29
Miscellaneous trades and industries	47.67	47.20	47.64	46.10	47.32
Oil-refining	51.46	54.35	54.16	51.61	54.61
Paint-manufacturing	44.25	44.51	44.44	45.09	44.40
Printing and publishing	45.58	45.51	45.42	45.44	45.52
Pulp and paper manufacturing	48.23	48.46	48.24	48.35	48.32
Ship-building	44.14	45.13	44.45	44.15	44.35
Smelting	53.21	52.94	53.07	52.72	52.01
Street-railways, gas, water, power, etc.	45.83	45.90	45.69	44.61	46.25
Wood-manufacture (not elsewhere specified)	46.28	46.42	46.77	47.03	45.92

MALE MINIMUM WAGE BOARD.

LICENTIATES OF PHARMACY.

Following the unanimous decision of the Court of Appeal, which was printed in our last annual report and which ordered the Male Minimum Wage Board to conduct an inquiry into the wages and conditions of employment of licentiates of pharmacy, the Board conducted a comprehensive inquiry commencing May 19th, and concluding June 10th, 1930.

On July 31st, 1930, the Board made an Order fixing a minimum wage of 80 cents per hour for licentiates of pharmacy in the following terms:—

PROVINCE OF BRITISH COLUMBIA.

"MALE MINIMUM WAGE ACT."

Order fixing a Minimum Wage for Licentiates of Pharmacy.

Pursuant to the provisions of the "Male Minimum Wage Act," chapter 43 of the Statutes of British Columbia, 1929, the Male Minimum Wage Board constituted under that Act, having made due inquiry into the circumstances surrounding the employment of employees in the occupation hereinafter mentioned, hereby orders:—

1. In this Order the expression "licentiate of pharmacy" means a person who is the holder of a certificate as a licentiate of pharmacy issued to him under the provisions of the "Pharmacy Act."

2. This Order shall apply to every employee within the meaning of the "Male Minimum Wage Act" who is engaged in the occupation of a licentiate of pharmacy in the selling, dispensing, or compounding of poisons, drugs, medicines, or chemicals, or in the dispensing of prescriptions of medical practitioners, whether in a drug-store, dispensary, pharmacy, laboratory, office, or eleswhere, and whether by retail or wholesale.

3. Subject to the provisions of section 6 of the "Male Minimum Wage Act," the minimum wage to be paid to every employee to whom this Order applies shall be eighty cents an hour.

Dated at Victoria, B.C., this 31st day of July, 1930.

MALE MINIMUM WAGE BOARD.

J. D. McNIVEN, *Chairman.*
ADAM BELL, *Member.*

The above Order to become effective September 1st, 1930.

On August 22nd, however, certain employing druggists gave notice of appeal in the Supreme Court, asking that the minimum wage of 80 cents per hour for licentiates of pharmacy be rescinded and set aside:—

IN THE SUPREME COURT OF BRITISH COLUMBIA.

In the Matter of the "Male Minimum Wage Act"; and in the Matter of an Order of the Male Minimum Wage Board dated the 31st Day of July, 1930, fixing a Minimum Wage for Licentiates of Pharmacy.

Take notice that Merryfield & Dack; Wallace S. Terry; Frederick J. Williams; John Cochrane; Thos. Shotbolt, Limited; Cunningham Drug Stores, Limited; Knowlton's, Limited; Owl Drug Store, Limited; Capitola Pharmacy, Limited; and Pacific Drug Stores, Limited, intend to appeal and hereby appeal to the Court of Appeal at its sittings on the 6th day of January, 1931, against the order or judgment herein of the Honourable Mr. Justice W. A. Macdonald dated the 3rd day of October, 1930, upon the following among other grounds:—

1. That the said order or judgment is against the law.

2. That the said learned Judge erred in ruling that the Male Minimum Wage Board were entitled to be represented by counsel upon the hearing of the appeal from the order of said Board, and to support the order of said Board.

3. That the said learned Judge should have held that the said Board should preserve a judicial impartiality and allow the matters arising on the appeal from their order to be litigated entirely by the two opposing groups of parties interested.

4. That the said learned Judge erred in refusing to set aside the order of said Board as invalid upon its face.

5. That the said learned Judge erred in ruling that objections to said order not raised in previous mandamus proceedings were not open to the appellants, or should not have due weight given to them.

6. That there was no evidence before the said learned Judge as to the points raised in said mandamus proceedings.

7. That the said learned Judge should have set aside the order of the said Board as being upon its face invalid, erroneous, and beyond the competence of the said Board.

8. That the said learned Judge should have held that the order of the said Board was invalid, in that:—

(*a.*) It fixes the wages of certain employees in drug-stores not by their occupation or the duties performed by them, but by their possessing a certain qualification:

(*b.*) It fixes one wage for all licentiates of pharmacy regardless of the duties they are employed to perform:

(*c.*) It is uncertain and meaningless inasmuch as it is based on the assumption that being a licentiate of pharmacy is an occupation:

(*d.*) It discriminates between employees engaged in the same work and in a common occupation according as they are licentiates of pharmacy or not:

(*e.*) It places those employers and employees engaged in the wholesale drug trade upon the same footing as retailers:

(*f.*) It purports to fix a minimum wage for licentiates in pharmacy who are employed in wholesale dealing in drugs, whereas such wholesale dealers are excluded by section 43 of the "Pharmacy Act" from the application of that Act.

And further take notice that the appellants will move the Court of Appeal at the Court-house, Bastion Street, Victoria, British Columbia, on Tuesday, the 6th day of January, 1931, at the hour of 11 o'clock in the forenoon, or so soon thereafter as the appeal may be heard, that the said order or judgment of October 3rd, 1930, be rescinded and set aside, and that the order of the Male Minimum Wage Board dated the 31st day of July, 1930, be also rescinded and set aside, or that a direction may be made that on hearing of the appeal therefrom to the Supreme Court the said Board are not entitled to appear or be heard, and that such further and other relief shall be granted as the Court of Appeal shall think just.

Dated this 16th day of October, A.D. 1930.

CREASE & CREASE,
Solicitors for Appellants.

To the Male Minimum Wage Board (respondent) and to W. H. M. Haldane, Esq., their solicitor; and to H. W. Davey, Esq., solicitor for the petitioner licentiates in pharmacy for a minimum wage.

Legal counsel for the employing druggists objected to the Board being represented by counsel at the hearing.

Mr. Justice W. A. Macdonald ruled that the Board was entitled to have legal representation at the hearing, and intimated his intention to proceed with an inquiry to ascertain the validity of the order of the Male Minimum Wage Board in fixing a minimum wage for licentiates of pharmacy.

Employing druggists appealed against the decision of the Court of Appeal on February 9th, 1931, when the following decision was handed down:—

COURT OF APPEAL.

In the Matter of the "Male Minimum Wage Act"; and in the Matter of an Order of the Male Minimum Wage Board dated the 31st Day of July, 1930, fixing a Minimum Wage for Licentiates of Pharmacy.

Between

Merryfield & Dack; Wallace S. Terry; Frederick J. Williams; John Cochrane; Thomas Shotbolt, Limited; Cunningham Drug Stores, Limited; Knowlton's, Limited; Owl Drug Company, Limited; Capitola Pharmacy, Limited; and Pacific Drug Stores, Limited, Petitioners (Appellants);

and

The Male Minimum Wage Board and Harold M. Davenport, Respondents.

(Before the Honourable the Chief Justice of British Columbia, the Honourable Mr. Justice Martin, the Honourable Mr. Justice Galliher, the Honourable Mr. Justice McPhillips, the Honourable Mr. Justice Macdonald; Monday, the 9th day of February, 1931.)

This appeal having come on for hearing on the 9th day of February, 1931, in the presence of Mr. Lindley Crease, K.C., and Mr. J. P. Hogg, of counsel for the appellants, and Mr. W. H. M. Haldane, of counsel for the Male Minimum Wage Board, and Mr. H. W. Davey, of counsel for the respondent, Harold Davenport, and upon motion by counsel for the respondents to quash the said appeal; and upon reading the notice of appeal, the order of the Honourable Mr. Justice W. A. Macdonald, dated the 3rd day of October, 1930, and the appeal-book herein; and upon hearing counsel aforesaid,

This Court doth order and adjudge that this appeal be and the same is hereby quashed.

And this Court doth further order and adjudge that the said appellants, Merryfield & Dack; Wallace S. Terry; Frederick J. Williams; John Cochrane; Thomas Shotbolt, Limited; Cunningham Drug Stores, Limited; Knowlton's, Limited; Owl Drug Company, Limited; Capitola Pharmacy, Limited; and Pacific Drug Stores, Limited, do pay to the said respondent, Harold Davenport, his costs of and incidental to this appeal forthwith, after taxation thereof.

By the Court.

B. H. TYRWHITT DRAKE,
Registrar.

The Court of Appeal by its decision upheld the opinion of Mr. Justice W. A. Macdonald, who had intimated his intention to review the whole proceedings leading up to the promulgation of the Order by the Board.

Prior to the case being reviewed by a Judge of the Supreme Court, the Legislature passed an amendment to the "Male Minimum Wage Act" excluding the professions from the operation of the Act in the following terms:—

AN ACT TO AMEND THE "MALE MINIMUM WAGE ACT."

His Majesty, by and with the advice and consent of the Legislative Assembly of the Province of British Columbia, enacts as follows:—

1. This Act may be cited as the "Male Minimum Wage Act Amendment Act, 1931."

2. Section 17 of the "Male Minimum Wage Act," being chapter 43 of the Statutes of 1929, is repealed, and the following is substituted therefor:—

"17. This Act shall apply to all occupations other than the following: Farm-labourers, fruit-pickers, fruit-packers, fruit and vegetable canners, domestic servants, and the professions, the members of which are incorporated under the laws of the Province of British Columbia."

The above amendment definitely excluded the licentiates of pharmacy, and the order made by the Board became null and void, thus bringing to a close an application which had been before the Board and Courts for eighteen months.

RE JANITORS, CLEANERS, WATCHMEN, AND ELEVATOR OPERATORS.

At the time of the investigation made by the Board into the occupation of licentiates of pharmacy, an inquiry was also conducted covering the conditions of employment of janitors, cleaners, watchmen, and elevator operators, and the Board, after fully considering all the evidence produced at the separate hearings, decided that the conditions in these occupations did not warrant the Board in promulgating an order.

ENFORCEMENT.

The determination of the Board that orders made under the Act shall be observed led to a summons being issued against two sawmill operators for failure to pay their engineers the rate set by the order of the Board dated January 22nd, 1930; in both cases a conviction was registered and the minimum fine of $50 imposed.

LABOUR DISPUTES AND CONCILIATION.

The year 1930 had the same number of strikes and lockouts as 1929, there being nine disputes recorded; the number of employees affected being 177, as compared with 482 in the previous year. The time lost in working-days increased to 3,809 in 1930, as against 3,320 in 1929. It will be noted from these figures that although the number of working-days lost was slightly increased the number of employees affected was considerably reduced.

It might be timely to suggest to employers and employees the increasing need of keeping alive that spirit of mutual understanding which has been so prevalent during the last few years, in order that the trying period of readjustment in which we now find ourselves may be met and overcome in a manner which will prove beneficial to all.

PILE-DRIVERS, LULU ISLAND.

Employees on a railway bridge-construction job ceased work on February 21st to secure the recognized standard wages and working conditions.

A conference was arranged between the contractor and the Union, when the former agreed to pay the Union rate for the district and workmen brought from elsewhere would be returned. Also that those who had ceased work would be re-engaged.

CARPENTERS, FALLS RIVER.

An alleged lockout took place on April 12th, due to a proposed decrease in wages of carpenters employed on the construction of a dam and power-house at Falls River. After negotiations a settlement was effected, the rate being 85 cents per hour.

LOGGING, EXTENSION.

Employees of one company ceased work on April 16th, 1930, as a protest against a reduction in wages. At the end of two days work was resumed at the old rate.

MOTION-PICTURE PROJECTIONISTS, VANCOUVER.

Motion-picture projectionists in two Vancouver theatres ceased work on June 23rd, 1930, the employer having proposed a wage reduction from $65 to $50 per week. During December one of the theatres signed with the local Union and the men returned to work. The other theatre has refused to accept Union conditions.

PLASTERERS, VANCOUVER.

A dispute occurred on September 2nd in Vancouver against a proposed reduction in wages from $10.80 per day to $10 on one building. Work was resumed on September 22nd, the Union rate having been restored.

It appears the contracting Plasterers' Association has given ninety days' notice of cancellation of the agreement as required by its clauses, but no settlement or amendment had been agreed upon.

ORNAMENTAL-IRON WORKERS, VANCOUVER.

Ornamental-iron workers in four shops went on strike on October 16th for an increase in wages from $7.50 to $10 per eight-hour day. On December 4th the men returned to work at the old rate.

SASH AND DOOR FACTORY WORKERS, VANCOUVER.

On November 3rd two firms put a cut of 10 per cent. in the wages of their employees and the men refused to start work. One of the plants, however, started work at 12 noon at the old rate; the other plant refused the men's overtures and began to replace the men with others at the reduced rate.

The assistance of the Department of Labour was requested, but we were unable to accomplish a settlement, the employer advising that it was now the policy of the firm to deal with individual men and not with organizations. At the end of the year the dispute was still unterminated, but it is understood the plant has closed down and the dispute would therefore appear to have lapsed.

SUMMARY OF LABOUR DISPUTES, 1930.

Industry or Occupation.	Particulars.	No. of Employees affected.	Time lost in Working-days.
Pile-drivers— Vancouver	Ceased work to secure recognition of Union working conditions	20	120
Carpenters— Falls River	Alleged lockout due to proposed decrease in hourly rate; compromise, 85 cents per hour granted	38	874
Logging crew— Extension	Employees of one company ceased work as a protest against wage reduction; work resumed at old rate	70	140
Motion-picture projectionists— Vancouver	Projectionists in two Vancouver theatres quit work when wages were reduced from $65 to $50; employees of one theatre returned to work at Union rate	8	1,296
Plasterers— Vancouver	Plasterers on one building ceased work when wages were reduced from $10.80 to $10 per day; work resumed at old rate	3	100
Ornamental-iron workers— Vancouver	Employees in four shops went on strike for increase in wages from $7.50 to $10 per day; men returned to work at old rate	6	250
Sash and door factory workers— Vancouver	Employees at two plants went on strike against a reduction of 10 per cent. in wages. One firm put old rate into effect and the men returned to work same day; the other firm replaced the men on strike at the reduced rate	32	1,029
	Totals	177	3,809

EMPLOYMENT SERVICE.

General Superintendent.....Jas. H. McVety.
B.C. Workmen's Compensation and Labour Offices, corner Homer and Dunsmuir Streets, Vancouver.

Branch Offices.

Vancouver, cor. Homer and Dunsmuir Streets Vancouver (Women's Branch), cor. Homer and Dunsmuir Streets	W. S. Dickson, Superintendent.
Victoria, Langley and Broughton Streets Victoria (Women's Branch), Langley and Broughton Streets	H. Crisford, Superintendent.
New Westminster	M. Standbridge, Superintendent.
Nanaimo	J. T. Carrigan, Superintendent.
Kamloops	J. H. How, Superintendent.
Penticton	A. Gilley, Superintendent.
Nelson	J. M. Dronsfield, Superintendent.
Cranbrook	C. J. Lewis, Superintendent.
Revelstoke	H. N. Coursier, Superintendent.
Prince Rupert	J. M. Campbell, Superintendent.
Prince George	G. C. Sinclair, Superintendent.

Handicap Section.

Vancouver, cor. Homer and Dunsmuir Streets	G. S. Bell, Clerk. R. L. Mavius, Clerk. H. Parry, Clerk.
Victoria, Langley and Broughton Streets	W. A. Turner, Clerk.

The following report is submitted by the General Superintendent of the Employment Service:—

This is the twelfth annual report of the British Columbia Branch of the Employment Service of Canada, a branch of the Department of Labour, and covers the work for the calendar year 1930.

There are thirteen offices in operation in the Province, as follows: Vancouver (2), Victoria (2), New Westminster, Nanaimo, Prince Rupert, Prince George, Cranbrook, Nelson, Revelstoke, Kamloops, and Penticton. Separate offices are provided in Vancouver and Victoria for the employment of women, and separate sections for dealing with the employment problems of men handicapped through service overseas or in industrial occupations. Temporary offices were operated in Vernon and Kelowna from April to November to take care of the seasonal labour requirements in those districts.

CONDITIONS DURING THE YEAR.

This Province, in keeping with other parts of Canada, suffered from the world-wide depression of 1930. There was a marked slackening in industrial activity, principally affecting the basic industries of lumbering and mining, but showing, by reflection, in practically every line of manufacture and distribution. Contributing factors were the disturbed conditions in agriculture and the heavy influx of recently arrived immigrants who are usually absorbed in agricultural pursuits in the Prairie Provinces. For the first time in history the grain-crops of the Prairie were harvested without the assistance of labourers from Eastern or Western Canada, immigrants and the use of "combines" being largely responsible for shutting out the thousands of labourers usually shipped from this Province during the harvest season.

In the early part of the year a conference on unemployment was held in Ottawa as a result of representations made by Western Provinces and cities regarding existing conditions. During the last quarter of the year a special session of Parliament was called to authorize the expenditure of funds for relief purposes. The sum of $20,000,000 was provided, to assist the Provinces to meet conditions by providing work and to take care of those for whom no work could be found. Heavy drafts were made on this fund, relief being required in every portion of the Province. At the end of the year, despite the additional work made possible by the co-operation of Dominion, Provincial, and Municipal Governments, the problem still remained one of first magnitude, with prospects for immediate improvement doubtful. At the end of January, 1931, 321,802 days' work had been provided for 22,206 men.

The Order in Council prohibiting the admission of aliens under contract proved a considerable benefit to our citizens and its strict enforcement by co-operation between the Immigration Department and Employment Service officials has revealed the degree to which aliens have heretofore been imported for employment in the industries of the Province.

The contractions in industry and the surplus of labour resulted in a marked reduction in the number of placements within the Province, and conditions in the Prairie Provinces were such that all shipments of men and women to those Provinces were cancelled. The reduction in the volume of business transacted was, however, approximately the same as the average for all offices in Canada. The lack of employment in the Prairie Provinces was a severe loss to several thousands of our settlers who for many years have supplemented their earnings from this source.

BUSINESS TRANSACTED DURING THE YEAR.

The business transacted is shown in detail by a chart and tables, the figures showing the work by offices and months. Due to adverse industrial conditions, placements within the Province suffered a sharp reduction and the shipments to the Prairie Provinces were almost entirely wiped out. The number of placements was 33,641, all but 67 being within the Province. Of this number, 1,032 were transferred from one employment zone to another, Vancouver offices being responsible for the greater part of this movement to outlying parts of the Province. Of the 33,641 placements, 14,524 were sent to "regular" positions, ranging in duration from one week to permanence. The balance, 18,082, were given "casual" work of less than a week's duration. This number included many workers sent to relief-work in districts where the assignment of the men was entrusted to our offices. The number of women placed was 7,276, the number being about equally divided between "regular" and "casual," the latter being practically all in the domestic service branch. The work of the Handicap sections of the Vancouver and Victoria offices is included in the foregoing figures, but is dealt with in more detail in another paragraph.

The chart shows the work of the offices in graphical form. The sharp fluctuations usually seen in the order and placement lines, and due to seasonal employment in this and the adjoining Provinces, are almost entirely absent, due to ample supplies of labour in the districts usually requiring outside assistance to meet seasonal requirements. The marked rise in the number of applicants beginning in August, followed promises of Government assistance in providing employment. This registration reached its peak in October, when the relief employment was about to start, but fell rapidly when it became obvious that it would not be possible to provide for all the married applicants and that no work was available for single men.

FARM-LABOURERS FOR PRAIRIE PROVINCES.

The movement of farm-labourers from British Columbia to the Prairie Provinces was started in 1921 to relieve an acute unemployment condition in the Coast area of this Province. As the help furnished through the Employment Service offices was found to be more satisfactory to the farmers than that supplied from other sources, the territory from which the help was secured was gradually increased until it included all of the Province, with the exception of the south-eastern portion, which is close enough to Alberta to render harvest rates unnecessary. The application of the harvest rates to the rural districts also made it possible for thousands of settlers, who required additional income until their own farms became productive, to obtain other work. They were found to be well fitted for harvest-work and their earnings enabled them to remain on their own farms during the winter months instead of increasing the pressure of unemployment in the cities and towns. During the decade the Employment Service offices in this Province shipped 65,197 men and women to Prairie points, practically all being harvest-workers and experienced labourers for spring ploughing and seeding. The peak year was 1928, when the shipments totalled 10,812, but a sharp decline followed, only 3,955 being sent forward in 1929 and 67 in the year under review. A feature of this movement was the small number of complaints either regarding inability to secure employment or failure of the employers to pay the wages agreed upon. Aside from those who did not go where they were sent and consequently found difficulty in securing employment, less than two dozen complaints were received, and these were all satisfactorily adjusted by the Employment Service officials in Alberta and Saskatchewan. Assuming that each person worked 30 days at an average wage of $4 per day and board, a conservative estimate of both wages and duration of employment, their combined earnings amounted to nearly $8,000,000, a material contribution to the economic welfare of British

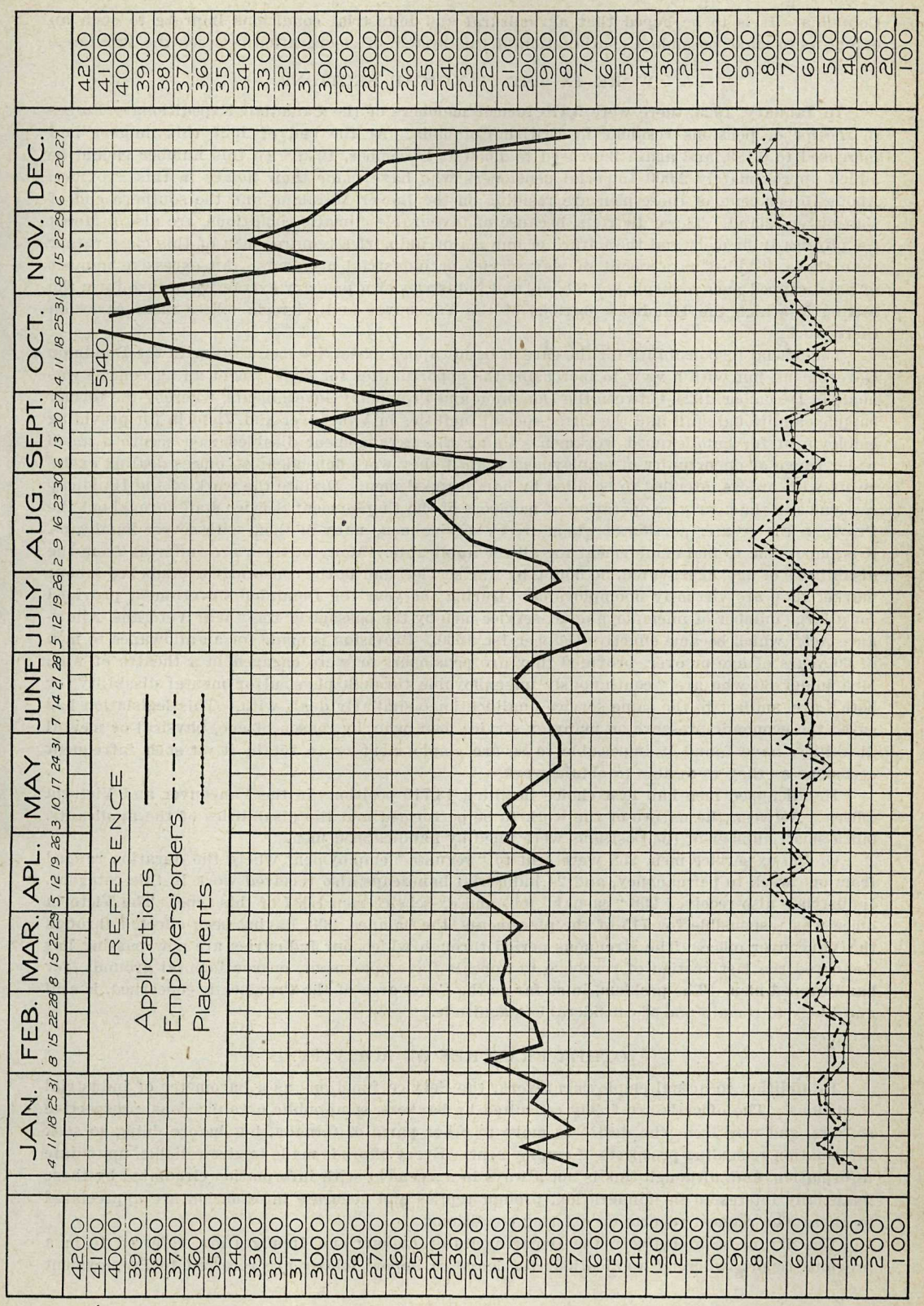
JAN.
FEB.
MAR.
APL.
MAY
JUNE
JULY
AUG.
SEPT.
OCT.
NOV.
DEC.
REFERENCE
Applications
Employers' orders
Placements
5140
4200
4100
4000
3900
3800
3700
3600
3500
3400
3300
3200
3100
3000
2900
2800
2700
2600
2500
2400
2300
2200
2100
2000
1900
1800
1700
1600
1500
1400
1300
1200
1100
1000
900
800
700
600
500
400
300
200
100

Columbia. It is to be hoped that agricultural and industrial conditions improve to such an extent as to make possible a continuation of this system of co-operation between the Provinces.

WORK IN THE HANDICAP SECTIONS.

In January, 1925, there were 5,410 former members of the Canadian Expeditionary Forces in receipt of pensions resident in British Columbia. At the end of 1927 this number had increased to 6,189, and again increased to 7,550 at December, 1930. To this number should be added approximately 2,000 Imperial pensioners who have made their homes in this Province. About 75 per cent. of these men are residing on the Lower Mainland and the southern end of Vancouver Island. These districts, because of favourable climatic conditions, are also a Mecca for physically fit men, and the nature of our major industries requires men of this class rather than those disabled as a result of war service or industrial accidents. An excessive number of handicapped men, a surplus of labour, and industries of a primary extractive nature form the setting in which the Handicap sections of the Vancouver and Victoria offices must carry on their work.

The official responsibility for the care of handicapped ex-service men rests with the Dominion Government, but with a view to increasing the opportunities for employment an agreement was made in December, 1924, between the Dominion and Provincial Governments, whereby the former supplies additional staff and the latter special facilities in Vancouver and Victoria for providing employment for handicapped workmen. Under this arrangement disabled men secure a much wider range of opportunity of employment than if they were dependent on offices dealing exclusively with orders intended to be filled by handicapped men. Despite the work of the Handicap sections and the hearty co-operation of members of the Employment Service staff throughout the Province, the greater portion of whom are ex-service men, many of them with severe handicaps, it is impossible to find employment for all the applicants. Many of them are suffering from the disabilities of age, aggravated, no doubt, by war service, and in the constantly overstocked labour market they are virtually unemployable. During the year the Dominion Government provided for a large number of unemployable ex-service men by the passage of the "War Veterans' Allowance Act," which became effective October 1st, 1930. Provision is made for an allowance to men of 60 years of age or over, provided they are pensioners or were engaged in a theatre of war. Men under 60 who are "continuously unemployable through physical or mental disability, or both," are, subject to the same service qualifications, similarly dealt with. This legislation has eased the economic pressure on many ex-service men, who, by reason of age, physical or mental disability, have found it impossible to secure employment or to retain it on such infrequent occasions as they were able to obtain work.

Handicapped men had first choice in filling 13,710 positions in the Vancouver and Victoria offices. Between the nature of the work to be performed and the disabilities of the applicants, but a small number of the positions were filled by handicapped men.

Of the ex-service men, 258 were sent to "regular" employment where the duration ranged from one week to permanency, and 24 industrial handicaps also received work in this category. Industrials also received 296 "casual" jobs and ex-service men 1,037 of this type. The Victoria office was responsible for 715 of the placements, the balance, 900, having been effected through the Vancouver office. The strenuous period through which our industries are now passing has destroyed the last vestige of response to appeals for employment, on sentimental grounds, for handicapped men. The problem, in so far as the Coast area of the Province is concerned, is still and likely to remain one of considerable magnitude.

OTHER BRANCHES OF ACTIVITY.

In addition to actual employment-work, the Service functions as a barometer of industrial conditions. The officials are freely consulted by bankers, semi-public organizations, prospective settlers, and workmen who desire to move to other parts of Canada, but before doing so seek information regarding prospects of employment. Every effort is made to give reliable, up-to-date information, and, although this is not always in agreement with information circulated by those financially interested in immigration, prompt replies and accurate information are appreciated by those who request reports on existing conditions.

The arrangement between the Departments of Labour and Immigration, referred to in a previous report, whereby applications for leave to import labour are referred to Employment

Service officials, was continued during the period under review. The close association of the officials with the industrial activities of the Province and their knowledge of the supply and demand for labour enables them to advise the Division Commissioner of Immigration along lines that result in the protection of our citizens against the competition of aliens from countries which practically totally exclude British subjects from entering, either in search of employment or with assurances that work awaits them. During the year applications covering approximately 500 persons were considered, many of them requiring extensive investigation to ensure proper protection to citizens and at the same time not cripple local industries for lack of help not obtainable here.

The Employment Service, a branch of the Department of Labour, now ending its twelfth year, has, by providing facilities for bringing employers and workers together and by co-operation with other Government departments, citizen organizations, and individuals in need of advice and assistance, justified its existence as an essential part of the industrial life and development of the Province.

BUSINESS TRANSACTED BY BRITISH COLUMBIA OFFICES, 1930.

Office.	Applications.	Employers' Orders.	Placements.	Transfers in B.C.	Transfers out of B.C.
Cranbrook	2,727	829	800	.....	.....
Kamloops	3,218	1,158	1,095	4	.....
Kelowna	637	553	538	.....	.....
Nanaimo	6,646	3,256	3,252	.....	.....
Nelson	1,814	1,615	1,614	4	1
New Westminster	3,504	1,006	982	.....	14
Penticton	3,432	1,459	1,404	.....	.....
Prince George	1,697	663	659	3	3
Prince Rupert	11,437	1,254	1,252	5	.....
Revelstoke	1,716	558	550	4	1
Vancouver	27,296	3,360	3,132	410	35
Vancouver	26,963	4,253	4,284	313	.....
Vancouver (Women)	17,382	5,028	4,737	289	8
Vernon	2,019	695	686	.....	.....
Victoria	11,442	6,120	6,117	.....	3
Victoria (Women)	4,154	2,567	2,539	.....	2
Totals	126,084	34,374	33,641	1,032	67

BUSINESS TRANSACTED MONTHLY, BRITISH COLUMBIA OFFICES, 1930.

Month.	Applications.	Employers' Orders.	Placements.	Transfers in B.C.	Transfers out of B.C.
January	9,522	2,475	2,405	41	10
February	8,207	2,040	1,968	45	5
March	8,425	2,250	2,215	120	5
April	8,542	2,933	2,871	76	5
May	10,019	3,395	3,180	140	7
June	7,998	2,579	2,517	49	2
July	7,411	2,594	2,500	64	1
August	11,566	3,928	3,858	140	21
September	10,765	2,621	2,610	214	11
October	19,422	3,130	3,080	96	.....
November	13,594	2,960	2,940	42	.....
December	10,613	3,469	3,497	5	.....
Totals	126,084	34,374	33,641	1,032	67

INSPECTION OF FACTORIES.

Chief Inspector.....W. T. Hamilton.
Assistant Inspector.....H. Douglas.
Assistant Inspector.....Essie Brown.

The following report is submitted by the Chief Inspector of Factories:—

I have the honour to submit herewith the annual report of the Factory Inspection Branch for the year 1930.

During the past year some industries of the Province have been hampered by the general depression throughout the country. Nevertheless, new industries have located in different parts of the Province. Some of these are as yet in their infancy and employ only a minimum amount of labour. However, in planning their plants, preparation has been made to cope with trade according to the demand at a minimum expense and little or no disruption of their present working conditions.

As has been said, these industries are located in different parts of the Province. In the lumber industry especially, operators of sawmills who in previous years hauled their logs by truck or tractor to the mills located on some railway or spur track have to-day moved their mills to the standing timber and haul their finished product to the railway.

Considerable time has to be spent making inspections before shipping operations are started, which can only be accomplished by travelling miles over rough mountain roads, as these mills have to be operated to cut material for the construction of their own roads, many firms requesting such inspections, so that every possible care shall be taken to prevent accidents.

COMPLAINTS.

During the year we did not receive the number of complaints we have in previous years, which we are inclined to believe is due to scarcity of positions, employees being reluctant to report their employers for non-compliance with the regulations. However, all complaints were investigated immediately, and if there was any foundation for same, orders were issued to remedy the condition.

ACCIDENT-PREVENTION.

In order to intelligently and effectively determine and suggest remedial measures to be taken in connection with the hazards in all kinds of industrial occupations, it is necessary that we have at least an elementary knowledge of the process of manufacture, so that our recommendations shall be treated with respect and be practical for adoption.

Some years ago, when men worked together, industry had to contend with accidents, but the serious consideration of their prevention has occupied the employers' mind but a comparatively short time. Most industries felt that they were necessary and that an accident was no reason for additional care or prevention. When a man took a job he knew he was running a risk, and the longer he stayed at the same work was all the more reason why he should receive injury. The wood-working industry and especially that of sash and door factories and shingle-mills were always looked upon as particularly hazardous. When a person would visit one of these plants a few years ago the employee would point with pride to what remained of his fingers or hand and would extol with glory how and when the accident occurred. It is somewhat different to-day, as a person is more or less ashamed of the loss of a finger or a disfigurement of any sort.

We occasionally find the type of employer who for no apparent reason appears to resent the visit of the Inspector, and while instances of this nature are extremely rare, they leave the impression that we are not obtaining the voluntary co-operation the Inspector desires. Regardless of this attitude on the part of some employers, we endeavour to see to it that his employees secure their just rights.

That great progress is being made in accident-prevention there is no doubt, as the number and severity of accidents which we are called upon to investigate are decreasing with each

succeeding year. In making this statement we are not unmindful of the fact that owing to the present general business depression the number of persons employed has been considerably reduced.

SANITATION.

A large percentage of employers have begun to realize that proper light, ventilation, and sanitation of their factories and workshops should receive one of the first considerations if they are to obtain the best results from their employees.

During our inspections one must observe the vast changes that are taking place in this respect throughout the Province year by year. On some of our previous inspections we would find quite a large factory located in some old building with only the minimum amount of light, and ventilation being what was barely permissible. We have returned to the same place a few months or a year later and found that the firm had discontinued being at this location and moved into large new premises, well lighted and ventilated and with every sanitary convenience; and where females were employed lunch and rest rooms were provided.

In conversation with the employer he will voluntarily tell you how his production has increased and how much more contented his employees seem to be.

In some instances, however, employers seem to think any place is good enough for the workers and that they do not require ventilation. In one case we located a firm operating a dressmaking-factory in the basement of a down-town store where eleven females and a couple of men were employed. This factory had only one small window at the rear for light and ventilation, the employees being compelled to work under artificial light. However, orders were issued for proper ventilation and sanitary conveniences for both male and female employees.

A number of other firms received similar orders, all of which were willingly complied with.

PASSENGER AND FREIGHT ELEVATORS.

In reporting on this portion of our work, we find it rather difficult to state anything different from that which has been covered in previous reports, with the exception that the speed of the cars in modern installations is being greatly increased and the starting and stopping of the cars in high buildings are almost entirely automatic.

The principal duty of the operators in installations of this nature consists of pressing a button in the control-panel in the car for whichever floor the passenger desires to leave the car. Upon reaching the floor for which the button has been pressed, the car stops level with the floor and all doors open automatically. After all doors, which are power-operated and provided with interlocks, are securely closed and locked, the car proceeds to the next floor for which the button has been pressed and the same cycle of events occurs.

During the year 281 passenger and 217 freight elevators were inspected in the different parts of the Province, and orders, which inspection revealed to be necessary, were issued for the safety of the public and employees whose duties required them to make use of this form of conveyance.

In the past year thirty-two freight and thirteen passenger elevators were installed throughout the Province. While this number of new installations shows a decrease from that of last year, it proves that, regardless of the present depression, the owners of mercantile establishments and public buildings view the future with confidence.

We regret to have to report the occurrence of three fatal accidents in connection with the operations of elevators during the year. One occurred on a passenger and the others on freight elevators.

That which occurred on the passenger installation was the result of injuries received by falling a distance of approximately 9 feet down the elevator shaftway. The deceased in this case had been employed as elevator operator and engineer in the building. When we visited him in the hospital prior to his death he stated that he left the elevator at the main floor, pulled the safety-switch, put the light out in the car, and went down to the basement to attend to the furnace. Upon returning to the main floor he assumed the elevator was still there and stepped into the open shaftway; thus inferring that some one had taken the car to an upper floor. This statement is entirely different to evidence given by witnesses at the Coroner's inquest, they maintaining that deceased entered the building from the street with a small parcel under his arm, walked to the elevator, and in some manner opened the locked shaftway door, falling to the bottom of the elevator-pit.

The second fatality occurred to an elderly employee in a warehouse, and as no one actually witnessed the accident it is rather difficult to state with any degree of certainty just what did occur. In addition to this, the evidence given at the Coroner's inquest was of a conflicting nature. However, it is surmised that deceased attempted to board the car while it was ascending and in doing so slipped and fell to the bottom of the shaftway, receiving fatal injuries.

The other fatality occurred to an Oriental who was delivering produce to tenants in an apartment-house, using the freight-elevator for this purpose. From what could be gathered during our investigation it appears that the Oriental had delivered some vegetables to some of his customers on the intermediate floors, and after so doing had boarded the elevator for the purpose of serving other customers on one of the upper floors. The supposition is that he pulled the control-cable to start the car upwards before closing the hoistway doors, and in attempting to close the door while the car was in motion, slipped and was crushed to death between the platform of the car and the wall of the elevator shaftway.

ELEVATOR OPERATORS.

During 1930, 479 males and 214 females renewed their licences, and 160 males and 52 females wrote examinations for elevator operators.

Sixteen males and six females filled out applications and were granted temporary licences, but for a variety of reasons did not attend for examination on the expiry date.

As in previous years, a number of applications had to be rejected because of immature age, misrepresentation, or because they were not British subjects.

HOURS OF WORK OF FEMALE EMPLOYEES.

During the year twenty-one applications were received for permission to work in excess of the hours. Of these applications eighteen were from laundry establishments who had a rush of work during the tourist season. One was received from a can-manufacturing firm during the rush of the canning season and another from a soap-manufacturing company which was trying to complete an order for boat shipment.

One application, however, was refused as it was of a blanket nature, the applicant not specifying any day or time, only that his client be permitted to work overtime when they thought necessary.

We had to investigate two reports of laundries working excessive hours and in each case found the complaints justified. After advising the managers of these laundries that they were violating the Act, they assured us that steps would be taken immediately to prevent any such recurrence. Later investigations proved that they had rectified the conditions and were complying with all regulations.

CHILD-LABOUR.

Eighteen applications were made for permission for children to work in fruit-canneries during the holiday season. After considering the circumstances, permission was granted, but for the holiday season only.

On inspection of these canneries it was observed that a young boy was working after the holiday period had expired. The employer's attention was called, and after an interview with the young boy's father it was learned that the child's parents were members of a denomination which conducted their own school, which did not start its fall term until two weeks later than the public school. After taking the case up with the Public School Inspector the employer was instructed to discontinue the employment of the child.

HOURS OF WORK IN LAUNDRIES.

In the year under review we have had less violations of the Act by laundry operators than in the previous year, which has been accomplished only by strict and continued inspections.

Six laundrymen in Vancouver and two in New Westminster were fined $50 each for operating their laundries excessive hours. One in Kamloops was fined $50 for operating on a holiday, and in the City of Victoria two were fined $75 each, one $50, and one $100, the latter being a second offence.

Altogether $750 collected by this Department for fines was deposited with the proper authorities. In the latter part of the year, however, we have observed that these Orientals are adhering more strictly to the hours as set forth. We believe that any laxity on our part by not making frequent inspections would result in a recurrence of such violations.

CONCLUSION.

Employers in industry, realizing that experienced help was not to be sacrificed even though business was not what it might have been, instead of laying off their help, grasped the opportunity to better conditions in their plants for their employees.

We take this opportunity to thank both employers and employees in the manufacturing industry for their continuous efforts to co-operate with this Branch in the betterment of working conditions throughout the Province.

REPORT OF THE MINIMUM WAGE BOARD.

Members of the Board.

J. D. McNiven, Deputy Minister of Labour, Chairman.....Parliament Buildings, Victoria.
Helen Gregory MacGill.....1492 Harwood Street, Vancouver.
Thomas Mathews, Real-estate Broker.....517 Pender Street West, Vancouver.

Officials of the Board.

Mabel A. Cameron, Secretary.....Parliament Buildings, Victoria.
Essie Brown, Inspector.....411 Dunsmuir Street, Vancouver.

To the Honourable the Minister of Labour,
Province of British Columbia.

SIR,—We have the honour to submit herewith the thirteenth annual report of the Minimum Wage Board of British Columbia for the year ended December 31st, 1930.

ABNORMAL CONDITIONS REFLECTED.

The abnormal conditions prevailing in the business world during the period under review have been brought forcibly to the attention of the Board in various ways in its administration of the Act and nine Orders made thereunder.

One very marked effect has been in the returns made by employers who previously had a staff of one or more women, and for 1930 reported "no employees." While in some instances the firms went out of business, in the majority of cases they continued without the services of the women or girls. Most of these businesses were small ones with a single employee, but one firm with twenty-five women on its staff could not weather the depression and was forced to close. Successful efforts to keep their staffs intact have been made by many establishments, but some have had to resort to the policy of temporarily placing their workers on shorter time in order to retain their services and spread the available work over a greater number of persons.

One hundred and eighty forms were received by the Board in its annual quest for statistical data from firms that in 1929 had information to supply covering female workers, and in 1930 had no women on their pay-rolls. Many that in 1929 had a staff of two or more made reductions in their personnel. These two factors have combined to cause a drop in the total number of women and girl employees reported to the Board for 1930. Whereas in 1929 actual returns were received covering 20,766 workers, in 1930 the figure had fallen to 20,461.

SHORTAGES COLLECTED.

Owing to the tendency on the part of some employers to reduce wages below the legal limit the Board has exercised unceasing vigilance during the year. Through its efforts arrears have been paid in the sum of $3,059.10. This amount represents the difference between the wages to which the employees were entitled and the amounts they actually received, the individual adjustments ranging from 90 cents to $200. Girls in all parts of the Province benefited from this tangible assistance.

COURT CASES.

To effectually ensure future compliance with the regulations and to remedy actual infractions it was necessary to institute Court proceedings against fourteen employers during the year. The informations were laid in Vancouver, Kelowna, Kamloops, and Victoria. Provisions of four out of the nine Orders had been broken. Two violations under the Office Order were noted, with one each under the Manufacturing and Personal Service Orders. The remaining ten charges were brought against employers in the Public Housekeeping Occupation.

A summary of these cases is presented herewith.

OFFICE INFRACTIONS.

1. An information was laid against the proprietor of a cleaning and pressing establishment for paying his office assistant below the correct amount. When the case was called in Police Court he pleaded guilty and was fined $25. The sum of $105 was due the employee and the

defendant gave five post-dated cheques for this amount, which the girl endorsed and placed in the bank for payment as they became due.

2. A taxi company was charged with employing a woman in the office for excessively long hours and also for paying her less than the legal minimum. When the case came before the Magistrate strenuous legal argument ensued and the defendant was fined $25 on the first charge. It was then discovered that through an oversight at Police Headquarters the second summons had not been served. Solicitor for the accused offered to make a settlement, so the summons was withheld temporarily. The employee then decided to allow the Magistrate to fix the amount of arrears due, whereupon the second summons was served. When the case was called the Magistrate requested the Board's Inspector to endeavour to effect a settlement in co-operation with the defendant's solicitor. An agreement was reached, but the accused failed to make the first payment of $25 on account. The case came up again and judgment was given for $245.31, $10 of which was paid forthwith. The company subsequently went into liquidation, with its finances in a most chaotic state. At the time the report goes to press it looks doubtful whether the employee will be able to realize further on her judgment.

Breach of Personal Service Order.

3. A beauty-parlour owner underpaid her operator, who lodged complaint with the Board. Attempts to effect a settlement proved futile and an information was laid. The accused did not appear when the case was called and a warrant was issued. The husband of the defendant appeared in Court when the case was next called and presented a doctor's certificate testifying to the inability of the defendant to be present. This happened six times at intervals of a week, and the City Prosecutor then advised withdrawing the charge as no improvement in the health of the accused seemed probable. The charge was accordingly withdrawn, to be relaid later if a settlement was not effected.

Violation of Manufacturing Order.

4. A cook in a delicatessen-store preparing foods for sale was working long hours and being inadequately paid. Two charges were laid against her employer under the Manufacturing Order. The one relative to hours was called first and argued. At the conclusion of argument the employer was pronounced guilty and fined $25, or, in default, five days. Her lawyer appealed the Magistrate's decision to the County Court and the appeal was dismissed, but the Judge reduced the fine to $5. The wage case then came up in Police Court, and after several adjournments and a reserved judgment the Magistrate declared the charge as set out in the information had been proved. He imposed a fine of $25; in default of payment, distress; in default of distress, ten days' imprisonment. The sum of $27 was agreed upon by the lawyer and the Inspector as the amount due the employee. Intimation of an appeal was made by counsel, but the time in which it could be entered elapsed, and notice of appeal had not been served.

Public Housekeeping Cases.

5. A café proprietor in Kamloops was charged with permitting his waitresses to work longer hours than prescribed by the Order, and underpaying them as well. He was convicted, fined $25, and ordered to pay $16 to one girl and $2.10 to the other. The payments were made forthwith.

6. In another Kamloops restaurant similar charges were made against the owner. Upon conviction the proprietor was fined $25 and ordered to pay arrears amounting to $51.75 to six employees in varying sums. Cheques were made out in favour of the girls and given to the Inspector, who had instituted proceedings. She left them with the Chief of Police for distribution to the girls.

7. Two informations were laid against the Chinese proprietor of a Kelowna café, one for excessive hours and the other for underpayment of wages. He was convicted on the first charge, fined $25, and as he agreed to settle the arrears the second charge was withdrawn. Cheques for $23.25, $10, and $2.19, respectively, were handed to the girls.

8. Charges for long hours and low wages were preferred against another Kelowna café. The defendant was found guilty on the excessive-hour count and fined $25 and $5 costs. The second charge for inadequately paying the employee was withdrawn as the girl's evidence concerning the overtime was rather uncertain. As she was willing to accept $5 in settlement the matter was adjusted in that manner.

9. Similar infractions occurred in a third café in Kelowna and charges were laid against the employer, a Chinaman. After several adjournments the defendant pleaded guilty to working an employee overlong hours. He was fined $25 and paid $63 in arrears to the girl, whereupon the charge for paying less than the minimum wage was withdrawn.

10. An Oriental restaurant proprietor in Vancouver was charged with failing to post a copy of the Order in his establishment and paying less than the minimum wage. On the first charge a conviction was obtained and a fine of $25 levied. The second charge was withdrawn when the employee's arrears were adjusted by payment of $26.

11. Charges were laid against the proprietress of a café in Vancouver for failure to pay the minimum wage to her cook and two waitresses. The first case was called, and after several adjournments the employer was fined $25; in default of payment, distress; in default of distress, ten days' imprisonment. An order was made for the payment of arrears amounting to $35.15. The City Prosecutor allowed the withdrawal of the remaining two charges on the understanding that adjustments be made for $12.65 and $39.80 respectively. The sum of $10 was paid to each girl, the balance to be cleared up in a week. At the expiration of that time the case came up again, but neither solicitor nor client appeared. The Magistrate sent word to the solicitor that settlement must be made in two days or a distress warrant would be issued. A warrant for the employer's arrest was subsequently made out, and when the officer went to arrest the employer he found she had lost the café and had had a nervous breakdown. Her brother offered to guarantee the amounts due provided he was permitted to take his sister to the Okanagan and make a settlement from there. This course was adopted and the Clerk of the Police Court has the matter in hand.

12. Another café-owner was fined $25 for paying less than the minimum wage, or, in default, five days. After several sessions in Court one girl employee received $50 in arrears and another was paid $15.

13. Information was laid against the licensee of a hotel for underpaying one of her employees. Neither defendant nor her solicitor appeared in Court to answer the charge. Later during the session the counsel sent a request for an adjournment. The City Prosecutor complained to the Magistrate of the solicitor's actions, but an adjournment was granted for one week. The financial status of the hotel was explained and the Prosecutor assumed the responsibility of cancelling the charge on the understanding that a settlement for $21 be made immediately. The employee received this amount.

14. The Inspector laid informations against a café proprietress for employing a cook longer hours than permitted by the Order and for paying waitresses below the legal scale. The cases proved to be most troublesome. The solicitor, who was also a director in the company, tried unsuccessfully to induce the Inspector to withdraw proceedings. When the case was called the lawyer agreed to plead guilty to one charge and asked to have the others withdrawn, but the Magistrate would not consent to this. The solicitor then retracted his plea of guilty, and after the evidence was heard the accused was fined $25. Remission of this fine was requested and the Magistrate advised that the Attorney-General was the only person with authority to grant such remission. All this occurred in the case revolving around the hours worked by the cook.

The solicitor subsequently appealed the Magistrate's decision, by way of a stated case to the Supreme Court. The Judge ruled the Magistrate had come to a wrong determination, and the conviction of the Police Court Magistrate was quashed. The Board thereupon sought the advice of the Deputy Attorney-General in regard to an appeal, but after consideration that official, in view of some of the doublful and involved evidence of the case, advised against incurring the expense of an appeal.

STATISTICAL STUDY.

The annual request of the Board to employers throughout the Province for statistical information relevant to wages and working conditions of women employees was made at the close of the year. The information was sought for the week of greatest employment.

After tabulation of the figures was completed the resultant totals of firms reporting and employees reported showed a slight decrease from the 1929 mark. In view of the economic conditions existing in 1930 this was not wholly unexpected. During 1929 returns were received from 3,602 firms employing 20,766 women and girls. The 1930 pay-rolls were sent in by 3,456 employers, accounting for 20,461 women workers, revealing a drop of 146 in the employing establishments, with 305 fewer helpers on their staffs.

It inevitably happens that some forms are received too late for their data to be included in the year's report. This year proved no exception in this respect. The annual plea of the Board for a prompt return of the information is again reiterated, and its appreciation extended towards those who sent in their forms without undue delay.

Figures for 1930, compiled separately for the nine occupations covered by Orders of the Board, will be found in the tables which follow, together with a summary of the combined groups. As figures for previous years are also included, valuable comparisons may be made with the most recent tabulations.

MERCANTILE INDUSTRY.

	1930.	1929.	1928.	1927.	1926.
Number of firms reporting	435	458	478	480	466
Total number of employees	4,223	4,314	4,237	3,917	3,276
Over 18 years	3,670	3,723	3,563	3,282	2,820
Under 18 years	553	591	674	635	456
Total weekly wages—					
Employees over 18 years	$54,384.13	$56,065.22	$53,270.55	$50,231.73	$42,508.65
Employees under 18 years	$5,177.00	$5,367.50	$6,467.50	$6,250.50	$4,222.50
Average weekly wages—					
Employees over 18 years	$14.82	$15.06	$14.95	$15.31	$15.07
Employees under 18 years	$9.36	$9.08	$9.60	$9.84	$9.26
Percentage of employees under 18 years	13.09%	13.70%	15.91%	16.21%	13.92%
Average hours worked per week	44.05	43.16	43.57	45.35	44.54

For a week of 48 hours the minimum wage for experienced employees is $12.75; 1,144 or 27.09 per cent. of all employees reported in the above-mentioned industry received this amount, 2,150 or 50.91 per cent. of all employees reported received more than this amount, and 929 or 22 per cent. of all employees reported received less than this amount. Those receiving less than the $12.75 included girls under 18, for whom lower rates are set, inexperienced workers over 18 years of age, and employees who worked less than 48 hours and received pay on a *pro rata* basis.

The mercantile industry, in point of numbers employed, stands second in the list of callings over which the Board has jurisdiction, and was the first to have an Order promulgated for its benefit. It includes many stores with a single employee each, but also contains within its ranks the large departmental concerns, whose women assistants are counted by hundreds.

The year marked the opening of several branches of another "chain" organization, whose staffs consist almost entirely of women and girls.

As the returns for the year were required for the week of greatest employment, most firms submitted figures for the Christmas-season week. Permission under the Mercantile Order was obtained for some overtime employment by firms to cope with the heavy business, the peak of which occurs within a limited period at this time of year.

LAUNDRY INDUSTRY.

	1930.	1929.	1928.	1927.	1926.
Number of firms reporting	64	70	66	59	59
Total number of employees	1,114	1,203	1,090	959	922
Over 18 years	991	1,056	962	822	799
Under 18 years	123	147	128	137	123
Total weekly wages—					
Employees over 18 years	$14,451.00	$15,420.50	$14,036.49	$11,966.50	$11,484.90
Employees under 18 years	$1,181.00	$1,444.50	$1,234.00	$1,396.00	$1,288.50
Average weekly wages—					
Employees over 18 years	$14.58	$14.60	$14.59	$14.56	$14.37
Employees under 18 years	$9.60	$9.83	$9.64	$10.19	$10.48
Percentage of employees under 18 years	11.04%	12.22%	11.74%	14.29%	13.34%
Average hours worked per week	45.24	45.30	45.39	45.11	45.02

For a week of 48 hours the minimum wage for experienced employees is $13.50; 345 or 30.97 per cent. of all employees reported in the above-mentioned industry received this amount, 487 or 43.72 per cent. of all employees reported received more than this amount, and 282 or 25.31 per cent. of all employees reported received less than this amount. Those receiving less than the $13.50 included girls under 18, for whom lower rates are set, inexperienced workers over 18 years of age, and employees who worked less than 48 hours and received pay on a *pro rata* basis.

Quoting from a survey made by the Women's Bureau of the United States Department of Labour, it may be of interest to note that "The laundry industry, unlike other factory-work, does not create a commodity from raw material; rather, it renovates an already completed product and does not even own the material on which it works. In other words, it receives pay for service and it competes not so much with other laundries as with possible customers. In spite of these points on which it differs from other factory-run industries, however, the laundry industry has followed them in its development. The best laundries are laid out on a production-line basis and operated much the same as highly specialized and systematized factories."

The power-laundry industry, an outgrowth of an old home occupation, provides work for many women and girls. In passing, it may be remarked that in British Columbia the ownership and management of a large steam-laundry is vested in two women.

PUBLIC HOUSEKEEPING OCCUPATION.

	1930.	1929.	1928.	1927.	1926.
Number of firms reporting	394	431	430	375	399
Total number of employees	2,456	2,608	2,469	1,945	1,723
Over 18 years	2,345	2,496	2,377	1,877	1,644
Under 18 years	111	112	92	68	79
Total weekly wages—					
Employees over 18 years	$36,582.50	$41,291.00	$39,267.25	$30,964.60	$27,264.81
Employees under 18 years	$1,538.00	$1,565.50	$1,257.50	$918.00	$1,114.50
Average weekly wages—					
Employees over 18 years	$15.60	$16.54	$16.52	$16.50	$16.59
Employees under 18 years	$13.86	$13.98	$13.67	$13.50	$14.11
Percentage of employees under 18 years	4.52%	4.29%	3.73%	3.50%	4.59%
Average hours worked per week	44.90	45.61	45.73	45.85	45.54

For a week of 48 hours the minimum wage for experienced employees is $14; 464 or 18.89 per cent. of all employees reported in the above-mentioned occupation received this amount, 1,613 or 65.68 per cent. of all employees reported received more than this amount, and 379 or 15.43 per cent. of all employees reported received less than this amount. Those receiving less than the $14 included girls under 18, for whom lower rates are set, inexperienced workers over 18 years of age, and employees who worked less than 48 hours and received pay on a *pro rata* basis.

In the public housekeeping occupation the Board, in common with similar administrative bodies in other places, has experienced more difficulty in enforcing the regulations than in any other calling. To compel the employers to confine the working-hours within the limits prescribed by the Order has been a serious problem for the Board. Often, too, the question of meals supplied to an employee, for which an allowance is made in the Order, is a contentious one when adjustments of wages are being consummated. Frequently no definite understanding exists between employer and employed as to the exact number of meals per week the employee may have. If trouble ensues over wages, settlement usually hinges on the number of meals supplied.

A glance at the summary of Court cases will reveal that the majority of prosecutions instituted during the year had to be brought under this particular Order.

OFFICE OCCUPATION.

	1930.	1929.	1928.	1927.	1926.
Number of firms reporting	1,935	1,985	1,829	1,919	1,636
Total number of employees	5,187	5,259	4,668	4,399	3,756
Over 18 years	5,029	5,077	4,504	4,247	3,609
Under 18 years	158	182	164	152	147
Total weekly wages—					
Employees over 18 years	$102,354.05	$104,340.19	$91,042.73	$81,380.57	$68,838.71
Employees under 18 years	$2,050.00	$2,322.00	$2,131.00	$1,917.50	$1,878.00
Average weekly wages—					
Employees over 18 years	$20.35	$20.55	$20.21	$19.16	$19.07
Employees under 18 years	$12.97	$12.75	$12.99	$12.62	$12.78
Percentage of employees under 18 years	3.05%	3.46%	3.51%	3.46%	3.91%
Average hours worked per week	42.02	42.02	41.91	41.93	41.94

For a week of 48 hours the minimum wage for experienced employees is $15; 651 or 12.55 per cent. of all employees reported in the above-mentioned occupation received this amount, 4,053 or 78.14 per cent. of all employees reported received more than this amount, and 483 or 9.31 per cent. of all employees reported received less than this amount. Those receiving less than the $15 included girls under 18, for whom lower rates are set, inexperienced workers over 18 years of age, and employees who worked less than 48 hours and received pay on a *pro rata* basis.

According to the data supplied to the Board, the rôle of office-worker appeals to more girls than any other type of work. More than one-quarter of the aggregate were classified in this grouping. Greater stability of service is apparent, too, and higher salaries come into evidence. There were 5,187 earning their living at office-work, of whom 910 were in receipt of remuneration that brought them $25 or more per week.

Unlike some other occupations, definite training may be gained before a position is acquired. Commercial schools provide the means for a girl to fit herself for this vocation, but it must also be borne in mind that actual experience is essential before she becomes an efficient office-hand. The Office Order provides for a lower scale of wages while the girl is assimilating routine of office duties.

PERSONAL SERVICE OCCUPATION.

	1930.	1929.	1928.	1927.	1926.
Number of firms reporting	110	106	96	103	76
Total number of employees	391	371	349	359	285
Over 18 years	349	338	323	337	266
Under 18 years	42	33	26	22	19
Total weekly wages—					
Employees over 18 years	$5,829.85	$5,885.00	$5,496.24	$5,845.03	$4,381.00
Employees under 18 years	$396.00	$270.00	$303.50	$264.00	$214.00
Average weekly wages—					
Employees over 18 years	$16.70	$17.41	$17.02	$17.34	$16.47
Employees under 18 years	$9.43	$8.18	$11.67	$12.00	$11.26
Percentage of employees under 18 years	10.74%	8.89%	7.45%	6.13%	6.67%
Average hours worked per week	39.34	40.28	36.38	40.33	38.67

For a week of 48 hours the minimum wage for experienced employees is $14.25; 56 or 14.32 per cent. of all employees reported in the above-mentioned occupation received this amount, 231 or 59.08 per cent. of all employees reported received more than this amount, and 104 or 26.60 per cent. of all employees reported received less than this amount. Those receiving less than the $14.25 included girls under 18, for whom lower rates are set, inexperienced workers over 18 years of age, and employees who worked less than 48 hours and received pay on a *pro rata* basis.

Besides beauty-parlour operators, ushers in theatres are included in this grouping. Irregular and short hours are often the rule for theatre attendants, and it is on account of this condition that the average working-week is shorter than in other classes.

This is one of the few sections in which a gain is recorded over the 1929 figures in the number of firms and the number of employees, four more concerns being responsible for twenty more workers.

The vogue for beauty-parlour service shows no definite signs of diminishing.

FISHING INDUSTRY.

	1930.	1929.	1928.	1927.	1926.
Number of firms reporting	3	8	4	5	4
Total number of employees	71	22	15	16	26
Experienced	67	22	15	16	26
Inexperienced	4	.....	.....	.....	.....
Total weekly wages—					
Experienced employees	$1,473.50	$498.75	$292.54	$250.00	$496.25
Inexperienced employees	$55.00	.....	.....	.....	.....
Average weekly wages—					
Experienced employees	$21.99	$22.67	$19.50	$15.62	$19.09
Inexperienced employees	$13.75	.....	.....	.....	.....
Percentage of inexperienced employees	5.63%	.....	.....	.....	.....
Average hours worked per week	57.68	50.18	46.13	40.09	48.00

For a week of 48 hours the minimum wage for experienced employees is $15.50; 4 or 5.63 per cent. of all employees reported in the above-mentioned industry received this amount, 59 or 83.10 per cent. of all employees reported received more than this amount, and 8 or 11.27 per cent. of all employees reported received less than this amount. Those receiving less than the $15.50 included inexperienced workers, for whom lower rates are set, and employees who worked less than 48 hours and received pay on a *pro rata* basis.

As workers in fish *canneries* do not come within the scope of the Order, the returns in this industry are made for comparatively few employees, who are for the most part engaged in plants where fish are prepared for drying, curing, or smoking.

TELEPHONE AND TELEGRAPH OCCUPATION.

	1930.	1929.	1928.	1927.	1926.
Number of firms reporting	154	142	135	127	103
Total number of employees	2,028	2,023	1,866	1,669	1,609
Experienced	1,871	1,781	1,612	1,553	1,373
Inexperienced	157	242	254	116	236
Total weekly wages—					
Experienced employees	$34,057.42	$32,418.50	$29,530.00	$27,843.94	$24,386.21
Inexperienced employees	$1,671.50	$2,719.00	$3,024.50	$1,240.00	$2,842.50
Average weekly wages—					
Experienced employees	$18.20	$18.20	$18.32	$17.93	$17.76
Inexperienced employees	$10.65	$11.24	$11.91	$10.69	$12.04
Percentage of inexperienced employees	7.74%	11.96%	13.61%	6.95%	14.67%
Average hours worked per week	41.02	40.94	41.13	41.42	41.22

For a week of 48 hours the minimum wage for experienced employees is $15; 403 or 19.87 per cent. of all employees reported in the above-mentioned occupation received this amount, 1,316 or 64.89 per cent. of all employees reported received more than this amount, and 309 or 15.24 per cent. of all employees reported received less than this amount. Those receiving less than the $15 included inexperienced workers, for whom lower rates are set, and employees who worked less than 48 hours and received pay on a *pro rata* basis.

Telephone operators, who are direct employees of telephone companies, together with young ladies who attend to switchboards in business, commercial, and professional offices, comprise the majority of employees in this setting, although telegraph staffs help to swell the figures.

It will be remembered that in one city, towards the end of the year, the operations of the telephone system were converted to an automatic basis. This change did not affect the number of employees in the company's report, as their week of greatest employment occurred earlier in the year and returns were made for the peak period.

MANUFACTURING INDUSTRY.

	1930.	1929.	1928.	1927.	1926.
Number of firms reporting	310	351	336	339	335
Total number of employees	2,507	2,760	2,524	2,292	2,018
Experienced	2,076	2,243	2,051	1,907	1,491
Inexperienced	431	517	473	385	527
Total weekly wages—					
Experienced employees	$34,082.60	$37,550.80	$34,084.50	$31,710.09	$25,343.79
Inexperienced employees	$4,455.50	$5,216.00	$4,729.00	$3,847.00	$6,182.00
Average weekly wages—					
Experienced employees	$16.42	$16.74	$16.62	$16.63	$17.00
Inexperienced employees	$10.34	$10.09	$10.00	$9.90	$11.73
Percentage of inexperienced employees	17.19%	18.73%	18.74%	16.80%	26.11%
Average hours worked per week	44.48	44.90	44.70	44.35	44.51

For a week of 48 hours the minimum wage for experienced employees is $14; 675 or 26.93 per cent. of all employees reported in the above-mentioned industry received this amount, 1,067 or 42.56 per cent. of all employees reported received more than this amount, and 765 or 30.51 per cent. of all employees reported received less than this amount. Those receiving less than the $14 included inexperienced workers, for whom lower rates are set, and employees who worked less than 48 hours and received pay on a *pro rata* basis.

Many lines of factory-work are included in this industry, as reference to the schedules under the Manufacturing Order in the Appendix will disclose.

It is customary in many branches of the occupation to pay the workers on a piece-work basis, but the Order provides that whatever system of payment prevails in an establishment the wages of the employees must equal the amount specified in the regulations. It, therefore, happens that sometimes a girl's piece-rate earnings have to be augmented by the employer to ensure a strict compliance with the law.

Comparatively few women in industry in the Province are organized, so they are not in a position to do any collective bargaining. The backing of the minimum-wage legislation is their protection.

FRUIT AND VEGETABLE INDUSTRY.

	1930.		1929.		1928.	
Number of firms reporting	51		51		51	
	Time.	Piece.	Time.	Piece.	Time.	Piece.
Total number of employees	2,346	138	2,119	87	1,917	242
Experienced	1,936	116	1,587	67	1,572	212
Inexperienced	410	22	532	20	345	30
Total weekly wages—						
Experienced employees	$34,097.11	$3,205.50	$29,118.52	$1,787.71	$29,026.28	$5,176.45
Inexperienced employees	$4,555.00	$187.00	$5,699.00	$153.50	$4,060.00	$263.00
Average weekly wages—						
Experienced employees	$17.61	$27.63	$18.35	$26.68	$18.46	$24.42
Inexperienced employees	$11.11	$8.50	$10.71	$7.67	$11.77	$8.77
Percentage of inexperienced employees	17.40%		25.02%		17.37%	
Average hours worked per week (time-workers)	48.78		49.01		50.78	

For a week of 48 hours the minimum wage for experienced employees is $14.40; 181 or 7.29 per cent. of all employees reported in the above-mentioned industry received this amount, 1,482 or 59.66 per cent. of all employees reported received more than this amount, and 821 or 33.05 per cent. of all employees reported received less than this amount. Those receiving less than the $14.40 included inexperienced workers, for whom lower rates are set, and employees who worked less than 48 hours and received pay on a *pro rata* basis.

The 1930 fruit season was an exceptionally busy one, and 278 more women employees were required to attend to the handling of the perishable commodities than in 1929.

Wherever actual weekly hours were reported in the returns the employees were tabulated as "time" workers, although it is reasonable to suppose that many of them were paid on a piece-rate plan. It will be noted from the foregoing table that 138 were listed as "piece" workers. In the records these particular persons did not have their hours reported and worked exclusively under a piece-work system.

Much of the work regulated by this Order is highly seasonal in character, and has, of necessity, to be crowded into a few months when fruits and vegetables are ready for the packing-houses and canneries. Field and orchard workers, who gather the crops, are excluded from the operation of the Act.

SUMMARY OF ALL OCCUPATIONS.

	1930.	1929.	1928.	1927.	1926.
Number of firms reporting	3,456	3,602	3,425	3,455	3,123
Total number of employees	20,461	20,766	19,377	17,507	16,070
Over 18 years, or experienced	18,450	18,390	17,191	15,697	13,725
Under 18 years, or inexperienced	2,011	2,376	2,186	1,810	2,345
Total weekly wages—					
Employees over 18 years, or experienced	$320,517.66	$324,376.19	$301,223.03	$267,787.44	$234,001.53
Employees under 18 years, or inexperienced	$21,266.00	$24,757.00	$23,470.00	$18,820.00	$23,513.50
Average weekly wages—					
Employees over 18 years, or experienced	$17.37	$17.64	$17.52	$17.06	$17.05
Employees under 18 years, or inexperienced	$10.57	$10.42	$10.74	$10.40	$10.03
Percentage of employees under 18 years, or inexperienced	9.83%	11.44%	11.28%	10.34%	14.59%
Average hours worked per week	43.95	43.87	44.05	43.92	43.82

Women and girls to the number of 20,461 were reported in the nine occupations and industries. Those listed as receiving the actual minimum for their respective classes of work aggregated 3,923, or 19.17 per cent. Rates of pay in excess of the legal minimum were earned by 12,458 employees, or 60.89 per cent. of the total number reported. The balance, comprising 4,080 employees, or 19.94 per cent. of the total, were recorded as being in receipt of wages which fell below the minimum. This group includes young girls and inexperienced workers, for whom lower rates are set, and employees who worked less than 48 hours in the week and were paid on a *pro rata* basis.

WAGE STANDARDS, 1929 AND 1930.

In common with others, the women and girl wage-earners felt the effects of the unusual conditions which contributed to the business depression during 1930. From the foregoing tables it will be gleaned that averages for the experienced employees fell below the 1929 levels in six out of the seven non-seasonal occupations. The telephone weekly average for skilled operators remained stationary at $18.20. It is gratifying to note, however, that even the lower averages for 1930 are still appreciably in excess of the rates dictated in the respective Orders. The general average for all experienced workers stands at $17.37, in comparison with $17.64 during 1929. Reference to the tables shows that increases predominate for the younger workers.

FLUCTUATION OF EMPLOYMENT.

To show the tendency regarding labour turnover in the various occupations a table has been prepared (and is set out hereunder) which graphically shows the number of employees appearing in the different yearly sections.

For several reasons the highest total is found in the column headed "Under 1 year." When new hands are taken on in an establishment their suitability for the position can be determined in a fairly short time, and if it is ascertained that their services are not to be retained it is obvious their grading will fall under this heading. In the mercantile industry the temporary assistants engaged for the Christmas rush will be written up in the pay-roll for the week of

greatest employment. Owing to the seasonal character of the fruit and vegetable industry large numbers are listed as being with their employer less than one year. In this connection, however, many of these workers undoubtedly performed the same kind of work in previous seasons and in some instances in the same establishment, but on account of the intermittent nature of their work they have been reported as being with the employer who sent in the returns less than one year.

Hotel and restaurant help are prone to move from place to place, often giving up their jobs in the early summer to obtain posts at the holiday resorts.

Office-workers appear to retain their positions with a more marked degree of permanency than is general in the other vocations.

Under normal conditions there is a certain amount of labour turnover that is unavoidable, but when the changing of employees becomes too frequent it means a loss of profit.

TABLE SHOWING LABOUR TURNOVER IN EACH GROUP—NUMBER OF EMPLOYEES IN CONTINUOUS SERVICE OF EMPLOYER REPORTING.

Name of Industry.	Not specified.	Under 1 Year.	1 to 2 Years.	2 to 3 Years.	3 to 4 Years.	4 to 5 Years.	5 to 6 Years.	6 to 7 Years.	7 to 8 Years.	8 to 9 Years.	9 to 10 Years.	10 Yrs. or over.	Number of Employees reported.	Number of Firms reporting.
Mercantile	42	1,791	687	499	323	280	139	113	96	52	55	146	4,223	435
Laundry	75	262	235	162	116	77	40	39	35	16	13	44	1,114	64
Public housekeeping	50	1,079	510	276	160	102	85	47	30	20	30	67	2,456	394
Office	133	951	1,027	705	516	428	310	205	201	142	94	475	5,187	1,935
Manufacturing	102	859	411	292	232	170	114	94	55	45	35	98	2,507	310
Personal service	5	146	70	70	29	19	15	11	11	8	3	4	391	110
Telephone and telegraph	3	406	435	337	140	170	133	117	70	36	36	145	2,028	154
Fishing	57	7	2	.....	.....	.....	.....	3	.....	1	.....	1	71	3
Fruit and vegetable	376	1,354	270	251	115	49	31	14	9	3	3	9	2,484	51
Totals	843	6,855	3,647	2,592	1,631	1,295	867	643	507	323	269	989	20,461	3,456

MARITAL STATUS.

From information supplied on the pay-roll returns it was possible to compile the appended table relating to the marital status of the women workers. In 1929 the percentage of married women to the total reported figured out at 20.11 per cent. For 1930 this percentage had dropped to 19.67. Similarly, the proportion of widows gainfully employed in the business and industrial world fell from 3.86 per cent. in 1929 to 3.68 per cent. for the current year. These changes caused the figures for the unmarried employees to rise from 76.03 per cent. in 1929 to 76.65 per cent. in 1930. While the changes are slight in themselves, they definitely refute the impression prevailing in many quarters that in British Columbia married women are competing with their single sisters in increasingly large numbers each year.

Name of Industry.	Married.	Widowed.	Single.	Total.
Mercantile	635	172	3,416	4,223
Laundry	307	49	758	1,114
Public housekeeping	687	203	1,566	2,456
Office	525	132	4,530	5,187
Manufacturing	434	90	1,983	2,507
Personal service	73	16	302	391
Telephone and telegraph	188	18	1,822	2,028
Fishing	44	2	25	71
Fruit and vegetable	1,132	70	1,282	2,484
Totals	4,025	752	15,684	20,461
Per cent	19.67%	3.68%	76.65%	100.00%

PROTECTION AFFORDED EMPLOYEES.

With New Brunswick falling into line at the end of the year by putting a "Minimum Wage Act" on its statute-books, eight of the nine Provinces of the Dominion now afford this protection to their women employees. Prince Edward Island has not yet taken such a legislative step.

British Columbia has been administering its law for women since 1918. The current year has been a testing period. Wages and salaries of women and girls have been held at higher levels than would have been possible had no minimum-wage legislation been in force. The advantage of the law to the worker has been more clearly apparent during 1930 than at any time since the inception of this legal backing.

A comparison of wages and the relative proportions of experienced and inexperienced employees for the years 1918, 1929, and 1930 should prove illuminating. Figures along these lines for the non-seasonal occupations follow:—

Mercantile Industry.

Average weekly wages—	1918.	1929.	1930.
Employees over 18 years	$12.71	$15.06	$14.82
Employees under 18 years	7.70	9.08	9.36
Percentage of employees under 18 years	15.49%	13.70%	13.09%

Laundry Industry.

Average weekly wages—			
Employees over 18 years	$11.80	$14.60	$14.58
Employees under 18 years	9.78	9.83	9.60
Percentage of employees under 18 years	21.80%	12.22%	11.04%

Manufacturing Industry.

Average weekly wages—			
Experienced employees	$12.54	$16.74	$16.42
Inexperienced employees	9.57	10.09	10.34
Percentage of inexperienced employees	28.64%	18.73%	17.19%

Telephone and Telegraph.

Average weekly wages—			
Experienced employees	$15.55	$18.20	$18.20
Inexperienced employees	11.90	11.24	10.65
Percentage of inexperienced employees	8.70%	11.96%	7.74%

Personal Service Occupation.

Average weekly wages—			
Employees over 18 years	$13.83	$17.41	$16.70
Employees under 18 years	6.96	8.18	9.43
Percentage of employees under 18 years	15.38%	8.89%	10.74%

Office Occupation.

Average weekly wages—			
Employees over 18 years	$16.53	$20.55	$20.35
Employees under 18 years	10.88	12.75	12.97
Percentage of employees under 18 years	7.45%	3.46%	3.05%

Public Housekeeping Occupation.

Average weekly wages—			
Employees over 18 years	$14.23	$16.54	$15.60
Employees under 18 years	11.77	13.98	13.86
Percentage of employees under 18 years	5.51%	4.29%	4.52%

INSPECTIONS.

The duties of the Inspector have been particularly heavy during the past year. Investigations and inspections have kept her extremely busy, not only in Vancouver at her headquarters, but in various other parts of the Province. Court-work consumes much time, and appearances are necessary even though adjournments may be granted from time to time. Personal visits to plants, to homes of employees, and interviews in the Inspector's office are all necessary in dealing with complaints and infractions, real or imagined. As employers in the Province are drawn from many nationalities, and employees are encountered who speak no English, the problems of the officials of the Board are multiplied. In some cases the services of an interpreter have to be enlisted to come to a proper understanding and settlement of a dispute.

CONCLUSION.

On the whole, the members and officials of the Board have experienced worthy co-operation from employers, employees, and public-spirited citizens, to whom they record grateful appreciation for assistance in whatever form rendered.

We have the honour to be,
Sir,
Your obedient servants,

J. D. McNiven, *Chairman.*
Helen Gregory MacGill.
Thomas Mathews.

APPENDIX.

SUMMARY OF ORDERS.

For convenient reference a summary of the Orders now in force is herewith appended:—

MERCANTILE INDUSTRY.

Weekly Minimum Wage.

Experienced Workers.	Inexperienced Workers.	
	Under 18 Years of Age.	18 Years of Age or over.
$12.75. Hourly rate, 26 9/16 cents.	$7.50 for 1st 3 months. 8.00 „ 2nd 3 „ 8.50 „ 3rd 3 „ 9.00 „ 4th 3 „ 9.50 „ 5th 3 „ 10.00 „ 6th 3 „ 10.50 „ 7th 3 „ 11.50 „ 8th 3 „	$9.00 for 1st 3 months. 10.00 „ 2nd 3 „ 11.00 „ 3rd 3 „ 12.00 „ 4th 3 „ Licences required in this class.

Above rates are for a 48-hour week. Maximum working-period 48 hours.
Order has been in force since January 1st, 1928, superseding Order of February 24th, 1919.

LAUNDRY, CLEANING, AND DYEING INDUSTRIES.

Weekly Minimum Wage.

Experienced Workers.	Inexperienced Workers.	
	Under 18 Years of Age.	18 Years of Age or over.
$13.50. Hourly rate, 28⅛ cents.	$8.00 for 1st 4 months. 8.50 „ 2nd 4 „ 9.00 „ 3rd 4 „ 10.00 „ 4th 4 „ 11.00 „ 5th 4 „ 12.00 „ 6th 4 „	$9.00 for 1st 4 months. 10.50 „ 2nd 4 „ 12.00 „ 3rd 4 „ Licences required in this class.

Above rates are based on a 48-hour week. Maximum working-period 48 hours, governed by "Factories Act."
Order has been in force since March 31st, 1919.

PUBLIC HOUSEKEEPING OCCUPATION.

This includes the work of waitresses, attendants, housekeepers, janitresses, cooks, and kitchen help in restaurants, hotels, tea-rooms, ice-cream parlours, light-lunch stands, and other places where food is cooked, prepared, and served for which a charge is made; and the work of chambermaids, in hotels, lodging-houses, and apartments where lodging is furnished, whether or not such establishments are operated independently or in connection with any other business; and the work of all female elevator operators.

Weekly Minimum Wage.

Experienced Workers.	Inexperienced Workers.	
	Under 18 Years of Age.	18 Years of Age or over.
$14. Hourly rate, 29⅙ cents.	$12.00	$12.00

Above rates are for a 48-hour week. In emergency cases 52 hours may be worked. Time and one-half shall be paid for work in excess of 48 hours and up to 52 hours.

When lodging is furnished, not more than $3 a week may be deducted for such lodging.

When board or meals are furnished, not more than $5.25 may be deducted for a full week's board of 21 meals. A fraction of a week's board shall be computed upon a proportional basis.

As elevator operators are required by law to pass an examination before running elevators, no apprenticeship is permitted under the Minimum Wage Order.

Order has been in force since August 16th, 1919.

OFFICE OCCUPATION.

This includes the work of females employed as stenographers, book-keepers, typists, billing clerks, filing clerks, cashiers, cash-girls (not included in other Orders), checkers, invoicers, comptometer operators, auditors, attendants in physicians' and dentists' offices, and all kinds of clerical help.

Weekly Minimum Wage.

Experienced Workers.	Inexperienced Workers.	
	Under 18 Years of Age.	18 Years of Age or over.
$15. Monthly rate, $65. Hourly rate, 31¼ cents.	$11.00 for 1st 6 months. 12.00 ,, 2nd 6 ,, 13.00 ,, 3rd 6 ,, 14.00 ,, 4th 6 ,,	$11.00 for 1st 3 months. 12.00 ,, 2nd 3 ,, 13.00 ,, 3rd 3 ,, 14.00 ,, 4th 3 ,, Licences required in this class.

Above rates are for a 48-hour week. Maximum weekly working-period prescribed by Order, 48 hours.

Order has been in force since August 16th, 1919.

PERSONAL SERVICE OCCUPATION.

This includes the work of females employed in manicuring, hairdressing, barbering, and other work of like nature, or employed as ushers in theatres, attendants at shooting-galleries and other public places of amusement, garages, and gasoline service stations, or as drivers of motor-cars and other vehicles.

Weekly Minimum Wage.

Experienced Workers.	Inexperienced Workers.	
	Under 18 Years of Age.	18 Years of Age or over.
$14.25. Hourly rate, 29 11/16 cents.	$10.00 for 1st 6 months. 11.00 ,, 2nd 6 ,, 12.00 ,, 3rd 6 ,, 13.00 ,, 4th 6 ,,	*$10.00 for 1st 3 months. 11.00 ,, 2nd 3 ,, 12.00 ,, 3rd 3 ,, 13.00 ,, 4th 3 ,, Licences required in this class.

* These rates for learners do not apply to attendants at shooting-galleries and other public places of amusement, garages, and gasoline service stations, or to drivers of motor-cars or other vehicles, for whom no apprenticeship is deemed necessary.

Above rates are for 48-hour week, which is maximum permitted.

Wages for Ushers.

Ushers in theatres, music-halls, concert-rooms, or the like, engaged after 6 p.m., on legal holidays, and for special matinees, are entitled to a wage of not less than 30 cents an hour, with a minimum payment of 75 cents.

Ushers working more than 18 hours a week, but not in excess of 36 hours, are entitled to not less than $10.80 a week. (Ushers in this category may be employed only between 1.30 p.m. and 11 p.m.)

Ushers working in excess of 36 hours a week up to 48 hours are entitled to not less than $14.25. No distinction is made for ushers under 18 and over 18 years of age. No apprenticeship considered necessary for ushers.

Order has been in force since September 15th, 1919.

FISHING INDUSTRY.

This includes the work of females engaged in the washing, preparing, preserving, drying, curing, smoking, packing, or otherwise adapting for sale or use, or for shipment, any kind of fish, except in the case of canned fish.

Weekly Minimum Wage.

Experienced Workers.	Inexperienced Workers.
$15.50. Hourly rate, 32 7/24 cents.	$12.75 for 1st 4 months. 13.75 „ 2nd 4 „ 14.75 „ 3rd 4 „ Licences required for inexperienced employees 18 years of age or over.

Order has been in force since February 28th, 1920.

TELEPHONE AND TELEGRAPH OCCUPATION.

This includes the work of all persons employed in connection with the operating of the various instruments, switchboards, and other mechanical appliances used in connection with telephony and telegraphy, and shall also include the work of all persons employed in the business or industry of the operation of telephone or telegraph systems who are not governed by any other Order of the Board.

Weekly Minimum Wage.

Experienced Workers.	Inexperienced Workers.
$15.00. Hourly rate, 31¼ cents.	$11.00 for 1st 3 months. 12.00 „ 2nd 3 „ 13.00 „ 3rd 3 „ Licences required for inexperienced employees 18 years of age or over.

Above rates are for a 48-hour week. Maximum hours permitted are 8 per day and 48 per week, except in cases of emergency, when 56 hours may be worked. Time and one-half is payable for hours in excess of 48. Every employee must have one full day off duty in every week.

Where telephone and telegraph employees are customarily on duty between the hours of 10 p.m. and 8 a.m., 10 hours on duty shall be construed as the equivalent of 8 hours of work in computing the number of hours of employment a week.

In cases where employees reside on the employer's premises, the employer shall not be prevented from making an arrangement with such employees to answer emergency calls between the hours of 10 p.m. and 8 a.m.

Order has been in force since April 5th, 1920, superseding Order of September 23rd, 1919.

FRUIT AND VEGETABLE INDUSTRY.

This includes the work of females engaged in canning, preserving, drying, packing, or otherwise adapting for sale or use, any kind of fruit or vegetable.

Weekly Minimum Wage.

Experienced Workers.	Inexperienced Workers.
$14.40. Hourly rate, 30 cents.	$11.00 for 1st 2 months. Licences required for inexperienced employees 18 years of age or over.

Above rates are for a 48-hour week. For work over 48 hours, but not in excess of 10 hours a day, wages shall be not less than 30 cents an hour for experienced workers, and for work in excess of 10 hours the rate shall be not less than 45 cents an hour.

For work over 8 hours, but not in excess of 10 hours a day, wages shall be not less than 23 cents an hour for inexperienced workers, and for work in excess of 10 hours the rate shall be not less than 35 cents an hour.

Order has been in force since November 2nd, 1926, superseding Order of February 28th, 1920.

MANUFACTURING INDUSTRY.

This includes the work of females engaged in the making, preparing, altering, repairing, ornamenting, printing, finishing, packing, assembling the parts of, and adapting for use or sale any article or commodity, but excepting fish, fruit, and vegetable drying, canning, preserving, or packing.

Weekly Minimum Wage.

Experienced Workers.	Inexperienced Workers.		
	Schedule 1.	Schedule 2.	Schedule 3.
$14.00. Hourly rate, 29⅙ cents.	$8.00 for 1st 2 mos. 10.00 „ 2nd 2 „ 12.00 „ 3rd 2 „	$8.00 for 1st 4 mos. 10.00 „ 2nd 4 „ 12.00 „ 3rd 4 „	$7.00 for 1st 6 mos. 10.00 „ 2nd 6 „ 13.00 „ 3rd 6 „

Licences required for inexperienced workers 18 years of age or over.

Schedule 1 applies to establishments in which any of the following products are manufactured or adapted for use or sale: Tea, coffee, spices, essences, sauces, jelly-powders, baking-powders, molasses, sugar, syrups, honey, peanut butter, cream and milk products, butter, candy, confectionery, biscuits, macaroni, vermicelli, meats, soft drinks, yeast, cans, buttons, soap, paint, varnish, drug and toilet preparations, photographs, ink, seeds, brooms, whisks, pails, wash-boards, wooden boxes, clothes-pins, matches, explosives, munitions, gas-mantles, and window-shades.

Schedule 2 applies to establishments in which any of the following products are manufactured or adapted for use or sale: Cotton bags, envelopes, overalls, shirts, ladies' and children's wear, gloves, hats, caps, men's neckwear, water-proof clothing, tents, awnings, regalia, carpets, furniture, bedding, pillow-covers, loose covers, mattress-covers, draperies, casket furnishings, factory-made millinery, knitted goods, blankets, brushes, machine-made cigars, and dipped chocolates.

Schedule 3 applies to the following occupations, or to establishments in which any of the following products are manufactured or adapted for use or sale: Bookbinding, embossing, engraving, printing, dressmaking, men's and women's tailoring, ready-to-wear suits, paper boxes, jewellery, furs, leather goods, hand-made cigars, boots, shoes, and hand-made millinery.

Schedule 3 does not apply to regularly indentured apprentices whose indentures have been approved by the Minimum Wage Board.

The above rates are for a 48-hour week. No employee shall be employed more than 8 hours a day, nor more than 48 hours a week, except when permission has been granted under the provisions of the "Factories Act."

Order has been in force since November 20th, 1923, superseding Order of September 1st, 1919.

ASSOCIATIONS OF EMPLOYERS.

In the preparation of the following list the intention has been to confine it to organizations which have direct connection with the employment of labour, and not to include any which are established purely for other business or social purposes.

Box Manufacturers' Section, B.C. Division, Canadian Manufacturers' Association — Chairman, H. A. Renwick, B.C. Manufacturing Co., Ltd., New Westminster; Secretary, Hugh Dalton, 402 Pender Street West, Vancouver.

B.C. Hotels' Association—President, J. J. Kahn; Vice-President, J. Churchill; Treasurer, J. J. Wyard; Secretary, J. J. Walsh, 307–308 North West Building, 509 Richards Street, Vancouver.

B.C. Loggers' Association — Chairman of the Board of Directors, Sidney G. Smith, Bloedel, Stewart & Welch Co., Ltd., 1818 Marine Building, Vancouver; Vice-Chairman, Roger L. Cobb, Elk River Timber Co., Ltd., 1618 Marine Building, Vancouver; Secretary-Manager, R. V. Stuart, 921 Metropolitan Building, Vancouver. Officers elected annually on January 15th.

B.C. Lumber & Shingle Manufacturers' Association—President (1931), R. Abernethy, Eburne Sawmills, Ltd., 9149 Hudson Avenue, Vancouver; Secretary, T. H. Wilkinson, 917 Metropolitan Building, Vancouver. Officers elected annually on third Thursday in January.

Building & Construction Industries Exchange of B.C.—President, J. P. Hodgson; Vice-President, Col. W. W. Foster; Secretary, R. J. Lecky, 342 Pender Street West, Vancouver.

Canadian Jewellers' Association (B.C. Section)—President, Walter McClean; Secretary-Treasurer, A. Fraser Reid, 1635 Napier Street, Vancouver.

Canadian Manufacturers' Association (B.C. Division); Provincial Headquarters, 701–7 B.C. Mining Building, Vancouver—Chairman, F. C. Brown, Canada Western Cordage Co., Ltd., Vancouver; Secretary, Hugh Dalton, 701 B.C. Mining Building, Vancouver.

Canadian Manufacturers' Association (Victoria Branch), 119 Pemberton Building, Victoria—

Chairman, W. A. Jameson, c/o Jameson Coffee Co., Victoria; Secretary, T. J. Goodlake, 119 Pemberton Building, Victoria.

Canadian Storage & Transfermen's Association (for year June, 1930, to June, 1931)—President, George H. McKeag, Security Storage Co., Ltd., Portage Avenue and Huntleigh Street, Winnipeg, Manitoba; Secretary, E. A. Quigley, Suite 10, 423 Hamilton Street, Vancouver. This Association has Board of Directors in each Province.

Canned Salmon Section, B.C. Division, Canadian Manufacturers' Association — Chairman, R. Bell-Irving, Anglo B.C. Packing Co., Ltd., Vancouver; Secretary, Hugh Dalton, 402 Pender Street West, Vancouver; Assistant Secretary of Section, R. M. Winslow, 705, 402 Pender Street West, Vancouver.

Clay Products Section, B.C. Division, Canadian Manufacturers' Association—Chairman, James Parfitt, Victoria Brick Co., Victoria; Secretary, T. J. Goodlake, 119 Pemberton Building, Victoria.

Feed Products Section, B.C. Division, Canadian Manufacturers' Association—Chairman, A. C. Foreman, Vancouver Milling & Grain Co., Ltd., Vancouver; Secretary, R. V. Robinson, 701 B.C. Mining Building, Vancouver.

Fertilizer Manufacturers' Section, B.C. Division, Canadian Manufacturers' Association—Chairman, F. Smelts, B.C. Electric Railway Co., Ltd., Vancouver; Secretary, R. V. Robinson, 701 B.C. Mining Building, Vancouver.

Garment Manufacturers' Section, Canadian Manufacturers' Association (B.C. Division)—Chairman, A. O. Koch, National Dress Co., Ltd., Vancouver; Secretary, R. V. Robinson, 701 B.C. Mining Building, Vancouver.

General Contractors' Association—President, Col. W. W. Foster; Vice-President, J. P. Hodgson; Secretary, R. J. Lecky, 342 Pender Street West, Vancouver.

Jam Manufacturers' Association, B.C. Division, Canadian Manufacturers' Association—Chairman, C. D. Hunter, Empress Manufacturing Co., Ltd., Vancouver; Secretary, Hugh Dalton, 402 Pender Street West, Vancouver.

Meal, Oil & Salt Fish Section, B.C. Division, Canadian Manufacturers' Association—Chairman, J. J. Petrich, Nootka Packing Co., Ltd., Vancouver; Secretary, R. M. Winslow, 705 B.C. Mining Building, Vancouver.

Metal Trades Section, Canadian Manufacturers' Association (B.C. Division)—Chairman, Eric Davies, c/o Vancouver Engineering Works, Ltd., Vancouver; Secretary, Hugh Dalton, 701 B.C. Mining Building, Vancouver.

Metal Trades Section, Victoria Branch, Canadian Manufacturers' Association—Chairman, E. W. Izard, Yarrows, Ltd., Esquimalt; Secretary, T. J. Goodlake, 119 Pemberton Building, Victoria.

Millwork Section, B.C. Division, Canadian Manufacturers' Association—Chairman, G. B. Russell, Arbutus Sash & Door Co., Ltd., Vancouver; Secretary, Hugh Dalton, 701 B.C. Mining Building, Vancouver.

Mining Association of B.C.—President, Dale L. Pitt, Premier, B.C.; Secretary, H. Mortimer-Lamb, 928 Birks Building, Vancouver.

Mountain Lumber Manufacturers' Association—President, H. P. Klinestiver, Lumberton; Secretary-Treasurer, I. R. Poole, 204 Trades Building, Calgary, Alberta. Officers elected at annual meeting held in January.

Northern Alberta-B.C. Lumbermen's Association; Territory, Interior B.C. and Alberta. Where meetings usually held, Calgary and Edmonton. Day of meeting, no set date. President, J. F. McMillan, Edmonton, Alberta; Secretary, I. R. Poole, 204 Trades Building, Calgary, Alberta.

Photographers' Section, B.C. Division, Canadian Manufacturers' Association—Chairman, Percy Bentley, Dominion Photo Co., Ltd., Vancouver; Secretary, R. V. Robinson, 701 B.C. Mining Building, Vancouver.

Printers' Section, Victoria Branch, Canadian Manufacturers' Association—Chairman, A. F. Stevens, Acme Press, Ltd., Victoria; Secretary, T. J. Goodlake, 119 Pemberton Building, Victoria.

Printers' Section, B.C. Division, Canadian Manufacturers' Association — Chairman, P. H. Murphy, Murphy & Chapman, Ltd., Vancouver; Secretary, Hugh Dalton, 701 B.C. Mining Building, Vancouver.

Retail Merchants' Association of Canada, Inc., B.C. Board—President, J. M. Watson, Vancouver; 1st Vice-President, R. T. Wilson, Nanaimo; 2nd Vice-President; J. F. Scott, Cranbrook; Treasurer, Wm. Kerr, New Westminster; Dominion Representative, D. H. Kent, Vancouver; Secretary, Geo. R. Matthews, Vancouver; Head Provincial Office at 420 Pacific Building, Vancouver. Branches are established at Cranbrook, Nanaimo, Revelstoke, and Vancouver. At New Westminster there is a District Branch serving the principal towns of Lower Fraser Valley; Secretary, D. Stuart, with office at 8 Hart Block New Westminster.

Shipping Federation of B.C., Ltd.—Manager and Secretary, Major W. C. D. Crombie, Shipping Federation Building, 45 Dunlevy Avenue, Vancouver; President, D. M. Cameron; Vice-President, Captain E. Aikman; Treasurer, A. M. Tidey; Directors, David Baird, C. A. Cotterell, W. M. Crawford, B. W. Greer, H. F. Harrison, R. L. Mason, R. G. Parkhurst, F. J. Pickett, H. A. Stevenson, W. H. Walton, and John Whittle. Meets for election of officers in January of each year.

Shipyards' Section, Canadian Manufacturers' Association (B.C. Division)—Chairman, A. H. Seaton, B.C. Marine Engineers & Shipbuilders, Ltd., Vancouver; Secretary, R. V. Robinson, 701 B.C. Mining Building, Vancouver.

Vancouver Association of Electragists—President, C. H. E. Williams, 509 Richards Street, Vancouver; Hon. Secretary, J. C. Reston, 579 Howe Street, Vancouver; Office, 425 Pacific Building. Officers elected annually in September.

Vancouver Association of Sanitary & Heating Engineers—President, C. Walter Murray, 716 Richards Street, Vancouver; Secretary, Robert G. Hargreaves, 425 Pacific Building, Vancouver. Officers elected annually in June.

Victoria Bread & Cake Manufacturers' Association—President, J. T. Taylor, c/o Rennie & Taylor, Ltd., Victoria; Secretary, T. J. Goodlake, 119 Pemberton Building, Victoria. Election of officers annually in January.

Victoria Builders' Exchange, Ltd.—Secretary, W. J. Hamilton, 508 Sayward Block, Victoria.

UNION DIRECTORY.

We have endeavoured to give an up-to-date directory of trade organizations and their officials covering the whole Province, and we desire to thank those union secretaries who were prompt in returning our questionnaire.

It is regretted that many officials did not reply to our letters, and we have assumed that their organization is no longer is existence and have struck them from the list.

The Department will be pleased at all times to receive any changes in the published list which may be made from time to time, and would appreciate being advised of any new organizations desiring to be listed in the next publication.

TRADES AND LABOUR CONGRESS OF CANADA.

President, Tom Moore, 172 McLaren Street, Ottawa; Secretary-Treasurer, P. M. Draper, 172 McLaren Street, Ottawa.

B.C. EXECUTIVE OF TRADES & LABOUR CONGRESS OF CANADA.

Chairman, Colin McDonald, 529 Beatty Street, Vancouver; Secretary, Fred Hoover, 2409 Clarke Drive, Vancouver.

TRADES AND LABOUR COUNCILS.

Prince Rupert—President, S. D. McDonald, P.O. Box 268, Prince Rupert; Secretary, F. Derry, Box 498, Prince Rupert. Meets at Carpenters' Hall on second Thursday in each month at 8 p.m.

Vancouver, New Westminster and District—President, Colin McDonald, Labour Headquarters, Vancouver; General Secretary-Treasurer, P. R. Bengough, Room 200, Labour Headquarters, Vancouver. Meets first and third Tuesdays of each month at Labour Headquarters at 8 p.m.

Vancouver Labour Council of the All Canadian Congress of Labour—President, W. M. Dennies, 2045 Maple Street, Vancouver; Secretary, Geo. B. Macaulay, Room 30, 163 Hastings Street West. Meets at 163 Hastings Street West on the first and third Wednesdays at 8 p.m.

Vancouver Building Trades Council—President, W. D. Wilson, Labour Headquarters, Vancouver; Secretary, W. Page, Office 301, Labour Headquarters, Vancouver. Meets at Labour Headquarters on second and fourth Tuesdays in each month at 8 p.m.

Victoria and District Building Trades Council—President, W. J. Pynn, 2225 Victor Street, Victoria; Secretary, J. Wilson, 1008 Balmoral Road, Victoria. Meets in the Labour Hall on the second and fourth Thursdays at 8 p.m.

Victoria Trades and Labour Council—President, C. Chivars, 2552 Forbes Street, Victoria; Secretary, J. Wilson, 1008 Balmoral Road, Victoria. Meets at 8 p.m. on the first and third Wednesdays in the month at Trades Building, Courtney Street.

DISTRICT LODGES AND COUNCILS.

Electrical Communication Workers of Canada.

British Columbia District Council No. 1—District Chairman, B. W. Mugford, 2040 Foul Bay Road, Victoria; Secretary, Joseph Haegert, c/o 144 Eberts Street, Victoria.

Allied Printing Trades Council.

Vancouver—President, F. J. Milne, 2029 Pendrell Street, Vancouver; Secretary, Thomas Carroll, 842 Hamilton Street, Vancouver. Meets at 529–31 Beatty Street, Vancouver, on fourth Monday in month at 7.30 p.m.

Victoria—President, W. W. Laing, 125 Linden Avenue, Victoria; Secretary, T. A. Burgess, Box 1183, Victoria. Meets at Room 411, Bank of Toronto Building, at 8 p.m. on last Thursday in month.

British Columbia Federation of Civic and Municipal Employees.

President, W. J. Scribbens, 3208 Pender Street East, Vancouver; Secretary, H. R. Simmers, 3675 Fifteenth Avenue West, Vancouver. Meets at 251 Hastings Street East at call of Chair.

TRADE UNIONS.

Ashcroft.

Maintenance-of-way Employees & Railway Shop Labourers, No. 210—President, J. D. Nicol, Savona; Secretary, R. Halliday, 3481 Georgia Street East, Vancouver. Meets at Ashcroft at 7.30 p.m. on third Saturday of March, June, September, and December.

Corbin.

Corbin Miners' Association, Local No. 3, Sub. Dist. No. 1—President, Ben Carter, Corbin; Secretary, James Dorman, Corbin. Meets in Union Hall every second Sunday at 7 p.m.

Cranbrook.

Brewery, Flour, Cereal & Soft Drink Workers, No. 308—Secretary, John MacDonald, c/o Cranbrook Brewing Co., Cranbrook.

Locomotive Engineers, Brotherhood of, Local No. 563—President, Hugh J. Brock, Box 551, Cranbrook; Secretary, G. A. Hennessy, Drawer 878, Cranbrook. Meets at 8 p.m. on second and fourth Mondays in Carmen's Hall.

Machinists, International, No. 588—President, W. Henderson, Box 327, Cranbrook; Secretary, R. J. Laurie, Box 544, Cranbrook. Meets at W. J. Flower's residence on first Sunday in each month at 3 p.m.

Maintenance-of-way Employees & Railway Shop Labourers, United Brotherhood of, Local No. 229—President, W. S. MacDonald, Box 335, Cranbrook; Secretary, G. C. Brown, P.O. Box 739, Cranbrook. Meets at Odd Fellows' Hall, Cranbrook, no set date.

Railway Conductors of America, Order of, Local No. 407—President, J. A. Genest, Box 684, Cranbrook; Secretary, Geo. Kerwan, P.O. Box 451, Cranbrook. Meets at Cranbrook on second Sunday in month at 2.30 p.m.

Railway Carmen of America, Brotherhood of, Local No. 173—President, James Sims, Cranbrook; Secretary, J. F. Lynn, 200 Durick Avenue, Cranbrook. Meets at 8 p.m. at I.O.O.F. Hall, Norbury Avenue, on first Wednesday in month.

Railway & Steamship Clerks, Express & Station Employees, Mount Baker Lodge, No. 1292—President, John Philpott, Cranbrook; Secretary, E. G. Dingley, Box 728 Cranbrook. Meets in Auditorium, Cranbrook, every Sunday at 3 p.m.

Essondale.

Mental Hospital Attendants' Union, No. 35 (T. & L.C.)—President, John Gibson, Colony Farm, Essondale; Secretary, J. McD. Nicholson, Essondale. Meets second Thursday of each month at 7 p.m. at Essondale.

Fernie.

Miners' Association (Independent), British Columbia—President, G. G. Sawyer, Fernie; Secretary, W. A. Harrison, Box 595, Fernie. Meets at Miners' Hall, Fernie, every third Thursday at 7.30 p.m. during summer, and every third Sunday during winter at 7.30 p.m.

Golden.

Maintenance-of-way Employees & Railway Shop Labourers, United Brotherhood of, Local No. 165—President, L. Carlson, McMurdo; Secretary, W. Rande, Field. Meets at I.O.O.F. Hall, Golden, on first Sunday of each quarter at 12 noon.

Kamloops.

Locomotive Engineers, Brotherhood of, Div. No. 821—President, W. H. Govett, Kamloops; Secretary, T. J. O'Neill, Box 753, Kamloops. Meets at Orange Hall on first and third Sundays in month at 2 p.m.

Locomotive Firemen & Enginemen, Brotherhood of, Local No. 258—President, H. C. Embree, 817 Columbia Street, Kamloops; Secretary, A. E. Haigh, 749 St. Paul Street, Kamloops. Meets at Orange Hall, Kamloops, at 2 p.m. on first and third Tuesdays in month.

Railway Conductors of America, Order of, Div. No. 611—President, H. C. Fronthart, Kamloops; Secretary, A. G. Corry, Box 177, Kamloops. Meets at Orange Hall, Kamloops, on second Sunday in month at 2.30 p.m.

Natal.

B.C. Miners' Association—President, J. C. Smith, Michel; Secretary, Simeon Weaver, Natal. Meets every second Friday at 7 p.m. in the Mission Hall, Natal.

Nanaimo.

Carpenters, Amalgamated, of Canada—President, Harvey May, Nanaimo; Secretary, John Kerr, 123 Craig Street. Meets at Occidental Hotel on second and fourth Tuesdays at 8 p.m.

Nelson.

Barbers' International Union of America, Journeymen, Local No. 196—Secretary, R. M. Burgess, Box 657, Nelson. Meets at Nelson at 8 p.m. on fourth Thursday in month.

Locomotive Engineers, Brotherhood of, E. J. Hoskey Division, No. 579—President, L. L. Boomer, Box 664, Nelson; Secretary, E. Jeffcott, Box 214, Nelson. Meets at Canadian Legion Building on Sundays at 10.30 a.m.

Maintenance-of-way Employees & Railway Shop Labourers, United Brotherhood of, Local No. 181—President, B. Melneruk, 212 Chatham Street, Nelson; Secretary, A. Framson, Paulson. Meets on first Sunday in March, June, September, and December at 2 p.m. at Nelson and Grand Forks.

Railway Carmen of America, Brotherhood of, Local No. 98—President, D. H. Heddle, Box 235, Nelson; Secretary, G. B. Abbott, Box 272, Nelson. Meets in K. of P. Hall, Baker Street, Nelson, on second and fourth Tuesdays in month at 7.30 p.m.

Railway Conductors of America, Order of, Div. No. 460—Chief Conductor, G. W. Allan, Nelson; Secretary, A. B. Hall, 324 Gore Street, Box 986, Nelson. Meets in Canadian Legion Building at 1.30 p.m. on second Sunday in month.

Railroad Trainmen, Brotherhood of, Kootenay Lodge, No. 558—Secretary, A. Kirby, 820 Carbonate Street (Box 258), Nelson. Meets at Canadian Legion Building at 10 a.m. on second Sunday in month.

New Westminster.

Barbers' International Union, Journeymen, Local No. 573—President, C. Moir, Bayles' Barber Shop, New Westminster; Secretary, Geo. Yorkston, 768 Columbia Street, New Westminster. Meets at 768 Columbia Street on fourth Thursday in month at 7 p.m.

Carpenters, Amalgamated, of Canada, New Westminster Branch—President, A. J. Manzer, 1406 Edinburgh Street, New Westminster; Secretary, W. Taylor, 3030 Miller Avenue, New Westminster. Meets at Hart Block, New Westminster, on second and fourth Wednesdays at 8 p.m.

Carpenters & Joiners of America, United Brotherhood of, Local No. 1251—President, E. J. Barrett, 3342 Melville Street, New Westminster; Recording Secretary, W. A. Robertson, 224 Eleventh Street, New Westminster. Meets at Labour Temple on first and third Thursdays in month at 8 p.m.

Civic Employees of New Westminster, Union of—President, Dave McWaters, 711 Fifth Avenue, New Westminster; Secretary, Rees Morgan, 314 Regina Street, New Westminster. Meets at Labour Temple at 8 p.m. on first Tuesday in month.

Civil Servants of Canada (Amalgamated)—President, Dr. Kenneth Chester, 307 Fifth Street, New Westminster; Secretary, G. H. Jameson, 1814 Eighth Avenue, New Westminster. Meets at Memorial Hall, Begbie Street, New Westminster, on third Monday in month at 8 p.m.

Fire Fighters, International Association of, No. 256—President, W. Matthew, 910 London Street, New Westminster; Secretary, C. J. Highsted, 1230 Ewen Avenue, New Westminster. Meets at No. 1 Fire Hall once every month at 8 p.m.

Fishermen's Protective Association of B.C., Local No. 1—President, Richard Marshall, Pembina Street, Lulu Island; Secretary, Harold Maiden, Box 427, New Westminster. Meets at New Westminster on first Saturday of each month at 2 p.m.

Railway Carmen of America, Brotherhood of, Local No. 280—President, W. Paul, 1529 Seventeenth Avenue, New Westminster; Secretary, P. Walmsley, 324 Spencer Block, New Westminster. Meets at Canadian Legion Hall, Begbie Street, New Westminster, on third Friday in month at 8 p.m.

Railway Employees, Canadian Brotherhood of, Division No. 189—President, G. Johnson, Mount Lehman; Secretary, F. Kent, 2503 Hersham Avenue, New Westminster. Meets at Canadian Legion Hall, New Westminster, on the first Sunday in February, April, June, August, October, and December at 12 noon.

Street & Electric Railway Employees of America, Amalgamated Association of, No. 134—President, C. M. Corbett, 1895 Eighteenth Street, New Westminster; Secretary, A. J. Bond, 531 Fourteenth Street, New Westminster. Meets in Labour Temple at 7.30 p.m. on second and fourth Tuesdays in month.

Typographical Union, International, Local No. 632—Secretary, R. A. Stoney, Box 754, New Westminster. Meets in Labour Temple at 10.30 a.m. on last Sunday in February, May, August, and November.

Penticton.

Locomotive Firemen & Enginemen, Brotherhood of, Local No. 884—President, C. H. Tupper, Penticton; Secretary, R. O. Blacklock, Box 455, Penticton. Meets at K. of P. Hall on second and third Wednesdays of each month at 2.30 p.m.

Railway Carmen of America, Brotherhood of, No. 1426—Secretary, T. Bradley, Penticton. Meets on first Monday in month at 8 p.m.

Railroad Trainmen, Brotherhood of, Local No. 914—President, Herbert Nicolson, Penticton; Secretary, W. B. McCallum, Penticton. Meets at Odd Fellows' Hall, Penticton, on first and third Mondays of each month at 3 p.m.

Prince George.

Maintenance-of-way Employees & Railway Shop Labourers, United Brotherhood of, Local No. 202—President, F. P. Donavan, Hansard; Secretary, C. H. Weaver, Hulton via Sinclair Mills. Meets at McBride and Prince George about end of each quarter.

Railroad Employees, Local No. 28—President, W. N. Goheen, Prince George; Secretary, A. G. Campbell, Box 138, Prince George. Meets at Tenth Avenue, Prince George, on first Sunday in month.

Railway Conductors of America, Order of, Local No. 620—Chief Conductor, R. Y. Thompson, Prince George; Secretary, Walter Parks, Prince George. Meets in Prince George on second and fourth Sundays in month at 8 p.m.

Prince Rupert.

Carpenters & Joiners of America, United Brotherhood of, Local No. 1735—President, J. J. Gells, P.O. Box 500, Prince Rupert; Secretary, J. S. Black, Box 694, Prince Rupert. Meets in Carpenters' Hall at 8 p.m. on first and third Wednesdays of each month.

Deep Sea Fishermen's Union of the Pacific—Secretary-Treasurer, P. B. Gill, Box 65, Seattle. Meets in Seattle.

Electrical Workers, International Brotherhood of, Local No. 344—President, T. B. Black, Box 866, Prince Rupert; Secretary, F. H. S. Vincent, Box 866, Prince Rupert. Meets in Carpenters' Hall at 8 p.m. on first Monday of each month.

Longshoremen's Association, No. 2, Canadian Federation of Labour—President, Sydney V. Cox, Box 531, Prince Rupert; Secretary, Wm. T. Pilford, Box 531, Prince Rupert. Meets in Longshoremen's Hall on first Monday in month at 8 p.m.

Railway Carmen of America, Brotherhood of, Local No. 426—President, F. Derry, Box 498, Prince Rupert; Secretary, E. W. Tucker, Box 527, Prince Rupert. Meets in Carpenters' Hall, Eighth Street, Prince Rupert, at 8 p.m. on second Tuesday of each month.

Railway Employees, Canadian Brotherhood of, Division No. 154—President, J. H. Mair, Box 679, Prince Rupert; Secretary, A. H. Scatterbol, Box 679, Prince Rupert. Meets in Ladies' Waiting-room, Station Depot, on third Friday at 7.30 p.m.

Sheet Metal Workers, International Association, Local No. 672—President, J. W. Ratchford, Third Avenue East, Prince Rupert; Secretary, Geo. H. Dobb, 308 Seventh Avenue West, Prince Rupert. Meets at 308 Seventh Avenue West on last Monday in month at 7.30 p.m.

Steam & Operating Engineers, Local No. 510—President, W. S. Hammond, General Delivery, Prince Rupert; Secretary, James Black, Box 866, Prince Rupert. Meets in Carpenters' Hall at 8 p.m. on first Friday of each month.

Typographical Union, International, Local No. 413—President, S. D. Macdonald, Box 268, Prince Rupert; Secretary, J. M. Campbell, Box 689, Prince Rupert. Meets in Carpenters' Hall at 2.30 p.m. on last Sunday of each month.

Revelstoke.

Blacksmiths, Drop Forgers & Helpers, International Brotherhood of, Local No. 407—President, Alexander Spence, General Delivery, Revelstoke; Secretary, Jas. M. Goble, Box 283, Revelstoke. Meets in Selkirk Hall on the fourth Saturday of each month at 8 p.m.

Locomotive Engineers, Brotherhood of, Division 657—President, W. B. Donaldson, Box 413, Revelstoke; Secretary, J. P. Purvis, Box 27, Revelstoke. Meets in Selkirk Hall on first and third Tuesdays of each month at 2 p.m.

Locomotive Firemen & Enginemen, Brotherhood of, Local No. 341—President, S. J. Spurgeon, Revelstoke; Secretary, A. McKenzie, Box 459, Revelstoke. Meets in Selkirk Hall, Revelstoke, on second and fourth Wednesdays of each month at 2 p.m.

Machinists, International Association of, Local No. 258—President, B. Murgatroyd, Revelstoke; Secretary, Dugald Bell, Box 209, Revelstoke. Meets in Smyth's Hall at 8 p.m. on first Monday of month.

Maintenance-of-way Employees & Railway Shop Labourers, United Brotherhood of, Local No. 208—President, A. L. Anderson, Box 667, Revelstoke; Secretary, P. Westman, Box 464, Revelstoke. Meets in Smyth's Hall at 2 p.m. on first Sunday each quarter.

Railway Carmen of America, Brotherhood of, Local No. 481—President, Arthur Parker, Box 732, Revelstoke; Secretary, Chas. Lundell, Box 213, Revelstoke. Meets in Smyth's Hall at 8 p.m. on third Tuesday of each month.

Railway Conductors of America, Order of, Mount Stephen Division, No. 487—Secretary, C. R. Clay, Revelstoke. Meets in Selkirk Hall on second Monday of each month at 7.30 p.m.

Salmon Arm.

Maintenance-of-way Employees & Railway Shop Labourers, No. 193—President, W. Annala, Tappen; Secretary, J. W. Miller, Carlin. Meets at Alexander Hotel, Salmon Arm, on third Sunday in March, June, September, and December at 10.30 a.m.

Smithers.

Locomotive Engineers, Brotherhood of, Local No. 111—President, F. V. Foster, Smithers; Secretary, S. J. Mayer, Smithers. Meets at Smithers on first and third Tuesdays in month at 8 p.m.

Railway Carmen of America, Brotherhood of, No. 1415 (Bulkley)—President, J. S. Cathroe, Smithers; Secretary, G. W. Smith, Smithers. Meets at Smithers on first Thursday in month at 7 p.m.

Railway Trainmen, Brotherhood of, Farthest North Lodge, No. 869—President, W. F. Taylor, Smithers; Secretary, J. H. Rife, Box 168, Smithers. Meets at Town Hall, Smithers, on first and third Wednesdays of each month at 8.30 p.m.

Squamish.

Railway Carmen of America, Mount Garibaldi Lodge, Brotherhood of, No. 1419—President, W. A. Nahood, Squamish; Secretary, J. E. Holmes, Box 42, Squamish. Meets on second Tuesday at 8 p.m. in the Elks' Rooms, Squamish.

Steveston.

Steveston Fishermen's Benevolent Society—President, Motokichi Tanuka, Steveston; Secretary, G. Takahiski, Box 54, Steveston. Meets at Steveston on second Saturday of each month.

Three Forks.

Maintenance-of-way Employees, Brotherhood of, No. 173—President, Frank Yurik, Sandon; Secretary, T. H. Horner, Kaslo. Meets at Three Forks, no set date.

Vancouver.

Bakery & Confectionery Workers, Local No. 468—President, Jas. Brydson, 1742 Thirty-fourth Avenue East, Vancouver; Secretary, J. D. Inkster, 1124 Burrard Street, Vancouver. Meets in Labour Headquarters on first and third Saturdays of month at 7.30 p.m.

Barbers' International Union, Journeymen, Local No. 120—President, W. F. Dawe, 562 Dunsmuir Street, Vancouver; Secretary, C. E. Herrett, Room 304, 529 Beatty Street, Vancouver. Meets at Room 3, 529 Beatty Street, on second and fourth Tuesdays in month at 8 p.m.

Beverage Dispensers' Union, No. 676—President, W. J. Gahrn, 535 Homer Street, Vancouver; Secretary, T. J. Hanafin, Room 1, 535 Homer Street, Vancouver. Meets at Labour Headquarters on second and fourth Fridays and last Sunday of month at 10 a.m. and 8 p.m.

Blacksmiths, Drop Forgers & Helpers, International Brotherhood of, Local No. 151—President, W. J. Bartlett, 1156 Howe Street, Vancouver; Secretary, A. Arman, 2048 Second Avenue West, Vancouver. Meets at Labour Headquarters at 8 p.m. on fourth Friday of each month.

Boilermakers and Iron Shipbuilders' Union of Canada, Local No. 1—President, J. Melville, North Vancouver; Secretary, Thos. McLaughlin, 1365, No. 3, Twenty-eighth Avenue, Vancouver. Meets at 163 Hastings Street West on the second and fourth Fridays of each month at 8.30 p.m.

Boilermakers, Iron Shipbuilders & Helpers, International Brotherhood of, Local No. 194—President, Chas. McMillan, 1020 Hornby Street, Vancouver; Secretary, A. Fraser, 5079 Ross Street, Vancouver. Meets at 529 Beatty Street at 8 p.m. on first and third Mondays.

Bookbinders, International Brotherhood of, Local No. 105—President, Mrs. Anna Harvey, 4487 Quebec Street, Vancouver; Secretary, Thomas Carroll, 842 Hamilton Street, Vancouver. Meets at Business Women's Club, 603 Hastings Street West, on second Tuesday of each month at 8 p.m.

Bricklayers, Masons' International Union of America, Local No. 1, B.C.—President, John C. Greenwood, 3877 Eleventh Avenue West, Vancouver; Secretary, Wm. S. Dagnall, 1442 Twentieth Avenue East, Vancouver. Meets at Labour Headquarters on second and fourth Wednesdays in month at 8 p.m.

Bridge & Structural Iron Workers, International Association of, Local No. 97—Secretary, Paul Lauret, Labour Headquarters, Vancouver. Meets at 311 Labour Headquarters at 8 p.m. each Tuesday.

Bridge, Structural, Ornamental, Reinforced Ironworkers, Pile Drivers & Riggers, Local No. 1—President, A. Andrew, 910 Twenty-first Avenue East, Vancouver; Secretary, W. S. McKenzie, 647 Windermere Street. Meets at 8 p.m. every Thursday in Room 30, 163 Hastings Street West, Vancouver.

Camp and Mill Workers, No. 31—Secretary, K. Tsuyuki, 544 Powell Street, Vancouver. Meets every second Wednesday at 544 Powell Street East at 8 p.m.

Canadian Pacific Express Employees, Brotherhood of, Local No. 15—Secretary, E. Hill, 1916 Sixty-third Avenue East, Vancouver. Meets at 535 Homer Street on first Tuesday of each month at 8 p.m.

Carpenters of Canada, Amalgamated, Branch No. 1—President, H. S. T. Rayner, 732 Sixtieth Avenue East, Vancouver; Secretary, J. McKinley, 817 Fiftieth Avenue East, Vancouver. Meets at 163 Hastings Street West at 8 p.m. on second and fourth Tuesdays of each month.

Carpenters of Canada, Amalgamated (Shipyard), Branch No. 2—President, Albert E. Arnold, 209 Twenty-fifth Street West, North Vancouver; Secretary, Wm. Bray, 72 Sixteenth Avenue West, Vancouver. Meets at Flack Building, 163 Hastings Street West, on first and third Tuesdays of month at 8 p.m.

Carpenters & Joiners, United Brotherhood of, Local No. 452—President, Wm. Page, 529 Beatty Street, Vancouver; Secretary, R. W. Hatley, 529 Beatty Street, Vancouver. Meets at 529 Beatty Street at 8 p.m. on second and fourth Mondays in month.

Carpenters & Joiners, United Brotherhood of (Floorlayers), No. 1875—President, Oscar Soderman, 4010 Burns Street, Vancouver; Secretary, John McDonald, 2905 Twelfth Avenue West, Vancouver. Meets at Labour Headquarters, Vancouver, on first and third Thursdays at 8 p.m.

City Hall Employees' Association, No. 59—President, E. Mitten, 843 Thirteenth Avenue East, Vancouver; Secretary, J. Tarbuck, 3517 Twenty-fifth Avenue West, Vancouver. Meets at 431 Main Street, Vancouver, at 8 p.m. on first Wednesday of each month.

Electrical Trades Union, Canadian—President, H. Laurie, 2243 Tenth Avenue, Vancouver; Secretary, Eric B. Finn, 3391 Thirty-fourth Avenue West, Vancouver. Meets at 163 Hastings Street West on first and third Thursdays at 8 p.m.

Electrical Workers, International Brotherhood of, Local No. 213—Secretary and Business Agent, E. H. Morrison, Room 201, 531 Beatty Street. Meets at Hall No. 1, Labour Headquarters, 531 Beatty Street, on first and third Mondays at 8 p.m.

Fire Fighters, B.C. Provincial Association of—Secretary, C. A. Watson, 1624 Eighth Avenue East, Vancouver.

Fire Fighters, No. 18, International Association of—President, Neil MacDonald, 1136 McLean Drive; Financial Secretary, C. A. Watson, 1624 Eighth Avenue East, Vancouver. Meets at 195 Pender Street East alternate first or third Thursday monthly at 10 a.m. and 8 p.m.

Fire Fighters, Local No. 296—Secretary, Wm. Thompson, 225 Fifteenth Street West, North Vancouver. Meets in Fire Hall, Thirteenth Street East, on first Monday of month at 7.30 p.m.

Glass Blowers' Association, No. 53—Secretary, R. Cranswick, 4251 Oxford Street, Vancouver. Meets in Hotel Ivanhoe on first and third Fridays at 5 p.m.

Granite Cutters' International Association of America—President, Robert C. Smart, 2684 Trinity Street, Vancouver; Secretary, Wm. Morrice, 2228 Kitchener Street, Vancouver. Meets on third Friday of month at O'Brien Hall, Hastings Street, at 7.30 p.m.

Hod Carriers & Builders' Labourers, International, Local No. 602—President, Glen Harding, 1110 Denman Street; Secretary, F. Tait, 372 Forty-fifth Avenue East, Vancouver. Meets at 529 Beatty Street, Vancouver, on first Friday of each month at 8 p.m.

Hotel & Restaurant Employees & International Alliance and Bartenders' International League of America, No. 28 (Cooks and Waiters)—President, Flo Allen, No. 39, 413 Granville Street, Vancouver; Secretary and Business Agent, Harry Wood, 37–39 Williams Building, 413 Granville Street. Meets at 37–39 Williams Building, 413 Granville Street, on second and last Mondays of each month at 3 p.m. and 9 p.m.

Jewellery Workers' International Union, Local No. 42—President, W. T. Cran, 5568 Bruce Street, Vancouver; Secretary, E. G. Howells, 3107 Thirty-sixth Avenue West, Vancouver. Meets at 529 Beatty Street on first Thursday in month at 8 p.m.

Locomotive Engineers, Brotherhood of, Kamloops Division, No. 320—President, G. P. Boston, 1763 Third Avenue West, Vancouver; Secretary, S. H. Stingley, 523 Burrard Street, Vancouver. Meets at I.O.O.F. Hall on second and fourth Tuesdays in month at 2 p.m.

Locomotive Firemen & Enginemen, Local No. 656—President, T. McEwan, 350 Fourteenth Avenue East, Vancouver; Secretary, S. H. Waterhouse, 3438 Pandora Street. Meets at I.O.O.F. Hall on first Thursday of each month at 8 p.m.

Lumber Handlers' Association (Independent)—President, M. McGrath, 696 Powell Street, Vancouver; Business Agent, Jas. Greer, 696 Powell Street, Vancouver. Meets on second Thursday of the month at 8 p.m. at 696 Powell Street.

Machinists, International Association of, Local No. 692—Secretary, Percy R. Bengough, Labour Headquarters, Vancouver. Meets at 531 Beatty Street at 8 p.m. on second and fourth Tuesdays.

Mailers Union, No. 70—President, A. R. C. Holmes, 6439 Cypress Street, Vancouver; Secretary, H. E. E. Fader, 2718 Oxford Street, Vancouver. Meets in Labour Headquarters on first Tuesday of each month at 5.45 p.m.

Maintenance-of-way Employees, No. 31—President, J. Firkins, Spences Bridge; Secretary, R. McClure, 4269 Victoria Drive, Vancouver. Meets at Vancouver and Kamloops alternately. Day of meeting first Sunday in every second month at 1 p.m.

Maintenance-of-way Employees & Railway Shop Labourers, United Brotherhood of, Local No. 1734—President, E. S. Collins, 815 Kent Street, Sapperton; Secretary, John Roscow, 14 Fourteenth Avenue West, Vancouver. Meets at Eagle Hall at 10.30 a.m. on last Sunday in month.

Marine Engineers, National Association of, No. 7—President, Fred Slater, 4604 Walden Street, Vancouver; Secretary, E. Read, 319 Pender Street West, Vancouver. Meets at 319 Pender Street West on second and fourth Fridays at 8 p.m.

Milk Wagon Drivers & Dairy Employees, Local No. 464—President, James Mitchell, 529 Beatty Street, Vancouver; Secretary, B. Showler, 529 Beatty Street, Vancouver. Meets at 529 Beatty

Street, Vancouver, at 8 p.m. on second and fourth Fridays in month.

Millwrights' Union, No. 1638—Recording Secretary, J. Murray-Ure, 3007 Thirty-eighth Avenue West. Meets on second and fourth Wednesdays in Labour Headquarters at 8 p.m.

Moulders of North America, International Union of, Local No. 281—President, John Browne, 638 Broadway West, Vancouver; Secretary, D. B. McCormack, 669 Graham Avenue, New Westminster. Meets at Labour Headquarters, Vancouver, at 8 p.m. on first and third Fridays in month.

Musicians, American Federation of (Musicians' Mutual Protective Union), Local No. 145—President, J. Bowyer, 2704 Fourth Avenue East, Vancouver; Secretary, W. Couling, 2724 Adanac Street, Vancouver. Meets at G.W.V.A. Auditorium, 856 Seymour Street, Vancouver, at 10 a.m. on second Sunday in month.

Painters, Decorators & Paperhangers of America, Local No. 138—Secretary, Ed. Smith, 543 Sixteenth Avenue West, Vancouver. Meets at 529 Beatty Street, Vancouver, at 8 p.m. on second and fourth Thursdays in each month.

Pattern Makers' Union of British Columbia—President, Harry Mackay, 6952 Knight Road, Vancouver; Secretary, Albert Hooper, 3336 Fraser Avenue, Vancouver. Meets at 163 Hastings Street West on first Friday of every month at 8 p.m.

Photo Engravers' Union of North America, Local No. 54—President, P. J. Rutherford, 754 Twenty-second Avenue West, Vancouver; Secretary, W. Pumfrey, 3835 Twenty-sixth Avenue West, Vancouver. Meets at Labour Headquarters, 529 Beatty Street, Vancouver, at 7.30 p.m. on first Wednesday in month.

Pile Drivers, Bridge, Wharf & Dock Builders, Local No. 2404—President, Sid Grey, Box 320, Vancouver; Secretary, S. O'Conner, Box 320, Vancouver; Financial Secretary, J. Thompson, Box 320, Vancouver. Meets at 122 Hastings Street West at 8 p.m. each Friday.

Plasterers & Cement Finishers, International Association of the United States and Canada, Local No. 89—President, Frank S. Walsh, 378 Thirty-seventh Avenue East, Vancouver; Secretary, Alfred Hurry, 1115 Thirty-third Avenue East, Vancouver. Meets at 529 Beatty Street at 8 p.m. on first and third Wednesdays in month.

Plumbers & Steam Fitters of the United States and Canada, United Association of, Local No. 170—President, Val Person, 787 Fifty-second Avenue East, Vancouver; Secretary and Business Agent, Wm. Watt, Room 307, Labour Headquarters. Meets at 529 Beatty Street at 8 p.m. on second and fourth Fridays.

Policemen's Union, Local No. 12—President, Andrew Campbell, 2248 Triumph Street, Vancouver; Secretary, W. J. Bridgman, 3656 Fourteenth Street West, Vancouver. Meets at 529 Beatty Street at 7.30 p.m. on Wednesdays in month.

Printing Pressmen & Assistants, International Union of North America, Local No. 69—President, W. W. Quigley, 2047 Second Avenue West, Vancouver; Secretary, Thos. S. Ezart, 1603 Fortieth Avenue East, South Vancouver. Meets at Labour Headquarters at 8 p.m. on second Tuesday in month.

Projectionists' Society, B.C., Local No. 348—Business Agent, J. R. Foster, 3050 Oak Street, Vancouver; Secretary, John C. Richards, Suite 34 Manhattan Apartments, Vancouver. Meets in Labour Headquarters at 10 a.m. on the first Thursday in every month.

Railroad Employees, Canadian Brotherhood, Vancouver Division, No. 189—President, G. Johnson, Mount Lehman; Secretary, F. Kent, 2503 Hersham Street, New Westminster. Meets at Canadian Legion Hall, New Westminster, on first Sunday every third month at 12 noon.

Railroad Employees, Canadian Brotherhood of, Local Division, No. 82—President, J. B. Morrison, Box 413, Edmonton; Secretary, T. M. Sullivan, 2715 Dundas Street, Vancouver. Meets at Ivanhoe Hotel, no set date.

Railroad Trainmen, Brotherhood of, No. 144—President, H. R. McConachie, 851 Bidwell Street, Vancouver; Secretary, R. T. Houghton, 3825 Lanark Street, Vancouver. Meets at Odd Fellows' Hall, corner Hamilton and Pender Streets, on first Tuesday and third Sunday in month at 2.30 and 7.30 p.m.

Railway Conductors of America, Order of, Division No. 267—President, J. W. Shoop, 1146 Broughton, Vancouver; Secretary, J. B. Physick, 1156 Thurlow Street, Vancouver. Meets at I.O.O.F. Hall on first Sunday at 2 p.m.

Railway Mail Clerks' Association—President, F. W. Hitchcock, 3403 Twenty-seventh Avenue East, Vancouver; Secretary, S. C. Bate, 3025 Second Avenue West, Vancouver. Meets in Post Office Building, Vancouver, at 2.30 p.m. on last Tuesday of month.

Railway & Steamship Clerks, Freight Handlers, Express & Station Employees, Brotherhood of, No. 630—President, J. Brodie, 1434 Eighth Avenue East, Vancouver; Secretary, W. J. Mason, 3116 Thirteenth Avenue West, Vancouver. Meets at Moose Hall, Burrard Street, on second Monday in month at 8 p.m.

Railway & Steamship Clerks, Freight Handlers, Express & Station Employees, Brotherhood of, Local 46—Secretary, F. H. Fallows, 1504 St. Andrews Street, North Vancouver. Meets in I.O.O.F. Hall, Vancouver, on fourth Friday at 8 p.m.

Retail Employees' Association No. 1 (Independent), Vancouver—President, Sidney J. Blight, 481 Forty-fourth Avenue East, Vancouver; Secretary, A. J. Huckvale, 774 Sixteenth Street East, North Vancouver. Meets at Piccadilly Tea Rooms, 581 Granville Street, on first Thursday in month at 6.15 p.m.

Sheet Metal Workers, Local No. 280—President, James Strachan, 2205 Eleventh Avenue West, Vancouver; Secretary, Daniel Macpherson, No. 308, 329 Beatty Street, Vancouver. Meets at Room 3, 529 Beatty Street, at 8 p.m. on second and fourth Thursdays.

Sheet Metal Workers (Railroad), No. 314—President, H. H. Swinden, 2265 Fourteenth Avenue West, Vancouver; Secretary, Geo. Watson, 1909 Nineteenth Avenue East, Vancouver. Meets on second Friday of each month at Labour Headquarters, 529 Beatty Street, at 8 p.m.

Sign and Pictorial Painters, Local Union 726—Vancouver and Vicinity—President, Norman Glazier, 3616 Jersey Avenue, New Westmin-

ster; Secretary, Wm. O. Clarkson, 1823 Kitchener Street, Vancouver. Meets in Room 315 Labour Temple, Vancouver, on first and third Thursdays of each month at 8 p.m.

Steam Engineers, Sawyers, Filers & Mill Mechanics of B.C., Canadian Society of Certified —President, J. Williams, 1788 Sixth Avenue East, Vancouver; Secretary, Alex. Williamson, Wadsly P.O., West Vancouver. Meets on second and fourth Mondays in month at 163 Hastings Street West at 8 p.m.

Steam & Operating Engineers, International Union of, Local No. 844—President, Frank L. Hunt, 954 Fourteenth Avenue West, Vancouver; Secretary, Geo. E. Jones, 4030 Trinity Street, Vancouver. Meets at Labour Headquarters at 8 p.m. every Friday.

Stereotypers & Electrotypers, International Union of, Local No. 88—President, W. Hayter, 342 King Edward Avenue, Vancouver; Secretary, J. McKinnon, 3635 Fourteenth Avenue West, Vancouver. Meets at Labour Temple at 7 p.m. on second Monday in month.

Stone-cutters, Association of North America—President, John Downie, Cobolt Hotel, Vancouver; Secretary, Joseph Barlow, Cobolt Hotel, Vancouver. Meets at Labour Headquarters on second and fourth Mondays in month at 8 p.m.

Street & Electric Railway Employees of America, Amalgamated Association of, Division No. 101 —President, Jos. E. Smith, 1773 Thirty-sixth Avenue East, Vancouver; Secretary, J. Price, 2533 Twenty-fifth Avenue East, Vancouver. Meets at K. of P. Hall, Eighth Avenue and Scotia Street, Vancouver, at 10.15 a.m. on first Monday and 7 p.m. on third Monday.

Submarine Divers & Tenders Union of Canada, Western Division—President, H. E. Ryan, 162 Fifth Avenue East, Vancouver; Secretary, R. Kipling, 2022 Granville Street, Vancouver. Meets in Flack Block, Hastings Street West, on the first and third Fridays at 8 p.m.

Switchmen's Union of North America, Local No. 111—President, W. J. Ingles, 2048 Eighth Avenue West, Vancouver; Secretary, A. S. Crosson, 3925 Fourteenth Avenue West, Vancouver. Meets at Labour Headquarters on first Sunday in month.

Tailors' Union of America, Journeymen, Local No. 178—President, Colin McDonald, 2834 St. George Street, Vancouver; Secretary, W. W. Hacken, 1582 Thirteenth Avenue East, Vancouver. Meets at 529 Beatty Street, Vancouver, at 8 p.m. on second Monday in month.

Taxi, Stage & Bus Drivers, Local No. 151—President, Wm. Wilson, 529 Beatty Street, Vancouver; Secretary, Birt Showler, 529 Beatty Street, Vancouver. Meets at 529 Beatty Street on second Monday at 10.30 a.m. and 8 p.m.

Teamsters, Chauffeurs, Stablemen & Helpers, No. 466, International Brotherhood of—President, E. Goodrich, 529 Beatty Street, Vancouver; Secretary, Birt Showler, Room 308, Labour Headquarters, Vancouver. Meets at Labour Headquarters on first and third Mondays at 8 p.m.

Theatrical Arts and Crafts Canadian Society, Local No. 1—President, L. K. Wortley, 33 South Boundary Road, Vancouver; Secretary, H. E. McKenzie, 2650 Main Street, Vancouver. Meets at Flack Building, Vancouver, at 1.30 p.m. on second Sunday of each month.

Typographical Union, International, Local No. 226—President, C. S. Campbell, 529 Beatty Street, Vancouver; Secretary, R. H. Neelands, 529 Beatty Street, Vancouver. Meets at 529 Beatty Street, Vancouver, at 2 p.m. on last Sunday in month.

Upholsterers' International Union, No. 26—President, C. B. Thompson, 833 Eighth Avenue East, Vancouver; Secretary, F. Slatford, 2815 Yale Street, Vancouver. Meets at 529 Beatty Street, Vancouver, on second and fourth Tuesdays in month at 8 p.m.

Waterfront Freight Handlers' Association—President, C. Maigne, 233 Main Street, Vancouver; Secretary, A. T. Moore, 233 Main Street, Vancouver. Meets in rear of 233 Main Street, Vancouver, on first and third Wednesdays in month at 8 p.m.

Waterfront Workers' Association, Vancouver and District (Independent) — President, Charles Law, 2534 Yale Street, Vancouver; Secretary, Allan L. Walker, 1902 Sixth Avenue West, Vancouver. Meets at 132 Dunlevy Avenue on second Friday of every month at 8 p.m.

Association Welders, Federal Labour Union, No. 19—President, J. Wilson, 186 Twentieth Avenue East, Vancouver; Secretary, M. J. Warren, 462 Forty-third Avenue East, Vancouver. Meets at 531 Beatty Street, Vancouver, every fourth Friday at 8 p.m.

Vernon.

Typographical Union, No. 541—President, H. G. Bartholomew, Vernon; Secretary, W. B. Hilliard, R.R. No. 1, Enderby. Meets in Vernon at call of Chair.

Victoria.

Barbers, Journeymen, International Union of, Local No. 372—President, G. A. Turner, 616 Avalon Road, Victoria; Secretary, Jas. A. Green, 1319 Douglas Street, Victoria. Meets at A.O.F. Hall on fourth Monday in month at 8 p.m.

Boilermakers, Iron Shipbuilders & Helpers of America, International Brotherhood of, Local No. 191—President, L. Basso, 635 John Street, Victoria; Secretary, P. W. Wilson, 1837 Crescent Road, Victoria.

Bookbinders, International Brotherhood of, Local No. 147—President, W. W. Laing, 125 Linden Avenue, Victoria; Secretary, J. A. Wiley, 141 Clarence Street, Victoria. Meets at 203 Union Building, Victoria, at 8 p.m. on fourth Friday in month.

Bricklayers, Masons & Plasterers of America, International Union of, Local No. 2—President, E. W. Mertton, 1039 Hillside Avenue, Victoria; Secretary, J. H. Owen, 541 Toronto Street, Victoria. Meets at 8 p.m. on second Monday in month at Labour Hall, Courtney Street, Victoria.

Canadian Pacific Express Employees, Brotherhood of, No. 20—President, T. C. Johns, South Turner Street; Secretary, F. E. Dutot, 1546 Bank Street, Victoria. Meets at Canadian Pacific Railway Building, 1104 Government Street, on first Monday in month at 8 p.m.

Carpenters & Joiners, United Brotherhood of, Local No. 1598—President, F. Sellars, Chapman Street, Victoria; Recording Secretary, P.

Packford, Kings Road, Victoria. Meets at Labour Temple at 7.30 p.m. on first and third Mondays in month.

Civic Employees, Local No. 50—President, Norman R. Kennedy, 3033 Cedar Hill Road, Victoria; Secretary, W. E. Farmer, 2948 Scott Street, Victoria. Meets at Main Fire Hall, Cormorant Street, at 8 p.m. on second Wednesday in month.

Cooks, Waiters & Waitresses, Local No. 459—President, Charles Richardson, Box 233, Victoria; Secretary, F. Dovey, Box 233, Victoria. Meets at A.O.F. Hall, 750 Cormorant Street, Victoria, on first and third Tuesdays in month at 3.30 p.m. and 8.30 p.m.

Electrical Workers, International Brotherhood of, Local No. 230—President, R. D. Lemmax, 1331 Pembroke Street, Victoria; Secretary, W. Reid, 2736 Asquith Street, Victoria. Meets at Labour Hall, Courtney Street, at 8 p.m. on first and third Tuesdays of month.

Firefighters, City Union No. 258—President, J. Bayliss, No. 1 Fire Hall, Victoria; Secretary, T. A. Heaslip, No. 1 Fire Hall, Victoria. Meets at Headquarters Fire Hall, Cormorant Street, at 8 p.m. on or about first of each month.

Letter Carriers, Federated Association of, No. 11—President, P. H. Walker, 743 Selkirk Avenue, Victoria; Secretary, Arch. Blackmore, 521 Langford Street, Victoria.

Locomotive Firemen & Enginemen, Brotherhood of, Local No. 690—President, E. W. Collins, 636 Raynor Street, Victoria; Secretary, Alfred T. Thomsett, 1025 Southgate Street, Victoria. Meets at A.O.F. Hall, Cormorant Street, on first Wednesday and third Thursday in month at 7.30 p.m.

Machinists, Local No. 456—President, A. Wallace, 44 Lewis Street, Victoria; Secretary, C. B. Lester, 3226 Oak Street, Saanich. Meets at City Temple, North Park Street, on fourth Thursday in month at 8 p.m.

Maintenance-of-way Employees & Railway Shop Labourers, United Brotherhood of, Local No. 2824—President, W. A. Wright, 601 Kelvin Road, Victoria; Secretary, G. E. Wilkenson, 50 Sims Avenue, Victoria. Meets at Point Ellice Station, C.N. Railway, on third Sunday of March, June, September, and December at 2 p.m.

Musicians, American Federation of (Musicians' Mutual Protective Association), Local No. 247—President, A. Prescott, 714 Queens Avenue, Victoria; Secretary, F. V. Horman, 418 Helmcken Street, Victoria. Meets at Labour Hall on second Sunday in each month at 2 p.m. in winter and 10.30 a.m. in summer.

Painters, Decorators & Paper-hangers, Brotherhood of, Local No. 1119—President, J. H. Holland, 716 Vancouver Street, Victoria; Secretary, P. W. Smith, 1994 Leighton Road, Victoria. Meets at Labour Hall, Courtney Street, on second and fourth Wednesdays in month at 8 p.m.

Pile Drivers, Bridge, Wharf & Dock Builders, No. 2415—President, J. D. Murray, 318 Irving Road, Victoria; Secretary, P. Packford, P.O. Box 1027, Victoria. Meets at Labour Hall at 8 p.m. on second and fourth Tuesdays of each month.

Policemen's Federal Union, Local No. 24—President, B. Acreman, 1376 Begbie Street, Victoria; Secretary, Claude Belcher, 3231 Rutledge Street, Victoria. Meets at Police Headquarters at 2.30 p.m. on second Tuesday in month.

Printing Pressmen & Assistants, International Union of North America, Local No. 79—President, Thomas Nute, 534 Michigan Street, Victoria; Secretary, F. H. Larssen, 1236 McKenzie Street, Victoria. Meets at the Amphion Hall at 8 p.m. on second Monday in month.

Railway Carmen of America, Victoria Lodge No. 50—President, J. Stephenson, 1617 Burton Avenue, Victoria; Secretary-Treasurer, H. Greaves, 638 Victoria Avenue, Oak Bay.

Railway Conductors, No. 289—Chief Conductor, J. N. Thompson, 556 Raynor Avenue, Victoria; Secretary, J. Martin, 2109 Vancouver Street, Victoria. Meets at Duncan, B.C., on third Sunday in each month at 11 o'clock.

Retail Clerks' International Protective Association, Local No. 604—Victoria & District—President, J. Talbot, 1737 Bank Street, Victoria; Secretary, H. H. Hollins, 1318 Broad Street, Victoria. Meets at Trades Hall, Broad Street, at 8 p.m. on second Tuesday in month.

Sheet Metal Workers, International Association, Local No. 134—President, J. Jones, Cadboro Bay P.O.; Corresponding Secretary, T. Brooke, 1543 Morley Street, Victoria. Meets at Temple Hall, 842 North Park Street, at 8 p.m. on first Thursday in month.

Street & Electric Railway Employees of America, Amalgamated Association of, Division No. 109—President, James P. Torrance, 2510 Blackwood Avenue, Victoria; Secretary, W. Turner, 2169 Fair Street, Victoria. Meets at corner of Broad and Yates Streets at 10 a.m. and 7 p.m. on second Tuesday in month.

Typographical Union, International, Local No. 201—President, A. W. Stokes, 336 Arnold Street, Victoria; Secretary, Ernest Shaw, Box 1183, Victoria. Meets at Unity Centre Hall, 739 Yates Street, Victoria, at 2 p.m. on last Sunday in month.

Wood, Wire & Metal Lathers, No. 332, Vancouver Island—Secretary, J. B. White, Doncaster Drive, Mount Tolmie P.O. Meets in Veterans' of France Hall, Douglas Street, on first and third Fridays of each month at 8 p.m.

VICTORIA, B.C.:
Printed by CHARLES F. BANFIELD, Printer to the King's Most Excellent Majesty.
1931.

2,825-631-5419