DEPARTMENT OF PROVINCIAL SECRETARY

ANNUAL REPORT

OF THE

MENTAL HOSPITALS

OF THE

PROVINCE OF BRITISH COLUMBIA

FOR 12 MONTHS ENDED MARCH 31ST

1927

PRINTED BY
AUTHORITY OF THE LEGISLATIVE ASSEMBLY.

VICTORIA, B.C.:
Printed by CHARLES F. BANFIELD, Printer to the King's Most Excellent Majesty.
1928.

In Memoriam

HAROLD CHAPMAN STEEVES

Medical Superintendent, Mental Hospitals of British Columbia, 1920-1926

Died December 7th, 1926

To His Honour ROBERT RANDOLPH BRUCE,

Lieutenant-Governor of the Province of British Columbia.

MAY IT PLEASE YOUR HONOUR:

The undersigned respectfully submits herewith the Annual Report of the Medical Superintendent of the Mental Hospitals for the fiscal year ended March 31st, 1927.

WILLIAM SLOAN,

Provincial Secretary.

Provincial Secretary's Office.

TABLE OF CONTENTS.

PART I.—MEDICAL.

PAGE.

Officers and Staff, List of 7
Report—General Medical Superintendent 9
Report, Laboratory—Director of Laboratory 12
Report—X-ray Department 12
Report—Visiting Dentist 13
Statistical Tables—
1. Movement of Population during Year 14
2. Summary of Operations of Hospitals since Inception 16
3. Admissions, Discharges, and Deaths 17
4. Civil State of Patients admitted 17
5. Religious Denominations of Patients 17
6. Educational Status of Patients 18
7. Nationality of Patients 18
8. Districts from which Patients were admitted 19
9. Occupation of Patients prior to Admission 20
10. Age of Patients on Admission 21
11. Number of Attacks at Time of Admission 21
12. Alleged Duration of Attacks prior to Admission 21
13. Table of Heredity 22
14. Alleged Cause of Insanity in Patients admitted 22
15. State of Bodily Health of Patients admitted 22
16. Form of Mental Disorder in Patients admitted 23
17A. Probation, Number allowed out on, New Westminster 23
17C. Probation, Number allowed out on, Saanich 23
17B. Probation, Number allowed out on, Essondale 24
18A. Discharges, showing Alleged Duration of Insanity, New Westminster 24
18B. Discharges, showing Alleged Duration of Insanity, Essondale 24
18C. Discharges, showing Alleged Duration of Insanity, Saanich 24
19A. Discharges, showing Length of Residence in Hospital and Condition at Time of Discharge, New Westminster 25
19B. Discharges, showing Length of Residence in Hospital and Condition at Time of Discharge, Essondale 25
19C. Discharges, showing Length of Residence in Hospital and Condition at Time of Discharge, Saanich 25
20. Deaths, Cause of, and Length of Time in Hospital, Essondale, New Westminster, and Saanich 26
21. Deportations, New Westminster, Essondale, and Saanich 29

PART II.—FINANCIAL.

Report—Bursar 30
Balance-sheet and Profit and Loss Account, New Westminster 32
Balance-sheet and Profit and Loss Account, Essondale 33
Balance-sheet and Profit and Loss Account, Saanich 34
Financial Tables—
A. Average Residence, Maintenance, and *Per Capita* Cost since Inception 35
B. / B 1. Analysis of Gross *Per Capita* Cost 36, 37
C. / C 1. Yearly Gross Expenditure, Analysis of, since Inception 38, 39
D. Summary of Gross and Net *Per Capita* Cost in all Hospitals 40
E. Expense and Revenue Statement, New Westminster 41
F. Expense and Revenue Statement, Essondale 43
G. Expense and Revenue Statement, Saanich 45
Revenue, Table of, since Inception 47
Report, Financial—Tailor's Department 47
Report, Financial—Shoemaker's Department 49

Production Tables— PAGE.
Articles made by Female Patients....49, 50
Mending done by Female Patients.... 50
Work done by Patients at Essondale.... 50
Work done by Patients at New Westminster.... 50
Work done by Teams at Essondale.... 50
Supplies produced at New Westminster.... 51
Articles manufactured by Occupational Therapy Department at New Westminster.... 51
Articles manufactured by Occupational Therapy Department at Essondale.... 51
Supplies produced at Colquitz.... 52

PART III.—COLONY FARM.

Report—Farm Superintendent.... 53
Report—Financial, General—Bursar.... 53
Balance-sheet.... 54
Profit and Loss Account.... 55
Dairy and Herds Department—
Profit and Loss Account.... 56
Production and Costs Account.... 56
Milk Production and Cost.... 56
Bull Department—Profit and Loss Account.... 57
Mature Cow Department—Profit and Loss Account.... 57
Yearling Department—Profit and Loss Account.... 57
Calves Department—Profit and Loss Account.... 58
Work-horse Department—
Sales and Deaths Account.... 59
Profit and Loss Account.... 59
Horse-labour Account.... 60
Sheep Department—Profit and Loss Account.... 60
Hog Department—Profit and Loss Account.... 60
Poultry Department—Profit and Loss Account.... 61
Cannery—Profit and Loss Account.... 61
Truck-garden and Nursery—Profit and Loss Account.... 62
Crop Department—Profit and Loss Account, etc....62–65
Pasturage Account.... 65
Shrinkage and Rot.... 66
Tractor Account.... 66
Exhibition Expenses.... 66
Maintenance and Administration, General.... 66
Produce supplied to Essondale.... 67
Produce supplied to New Westminster.... 68
Accounts receivable.... 68
Inventories—
Colony Farm Nursery.... 68
Trees, Shrubs, etc., supplied to Public Schools and Institutions.... 69
Equipment.... 69
Cows.... 69
Yearlings.... 72
Calves.... 73
Herd Bulls.... 73
Work-horses.... 74
Hogs.... 74
Sheep.... 77
Poultry.... 77
Feed and Sundries, Poultry Department.... 77
Feed and Sundries, Essondale Hog Department.... 77
Feed and Sundries, New Westminster Hog Department.... 78
Cannery.... 78
Feed.... 78

DEPARTMENT OF PROVINCIAL SECRETARY.

Hon. Wm. Sloan, *Provincial Secretary.* J. L. White, *Deputy Provincial Secretary.*

H. C. Steeves, B.A., M.D., C.M., Medical Superintendent until December 7th, 1926.

A. L. Crease, M.D., C.M., *Acting Medical Superintendent.*
E. J. Ryan, M.D., C.M., *Assistant Medical Superintendent.*
G. S. Macgowan, *Bursar.*

OFFICERS AND STAFF, ESSONDALE.

Medical:

L. E. Sauriol, M.D., C.M., L.M.C.C.
B. H. O. Harry, M.D., C.M., L.M.C.C.
A. M. Gee, M.D., C.M., L.M.C.C.
U. P. Byrne, M.B., L.M.C.C.
G. Mathewson, *Chief Attendant.*
Miss N. Lewthwaite, R.N., *Matron.*
F. J. Fish, *Clinical Clerk.*
Mrs. I. H. Wedge, *Clinical Stenographer.*

Business:

C. Fletcher, *Assistant Bursar.*
John Pumphrey, *Steward.*
M. H. McCabe, *Book-keeper.*
Thos. Weeks, *Book-keeper.*
Miss E. Gregg, *Stenographer.*

Chaplains:

Rev. Arnold Turner, *Protestant.*
Rev. Father Pare, *Roman Catholic.*

Trades, Essondale:

J. L. Malcolm, *Chief Engineer.*
E. B. Stinchcombe, *Outside Overseer.*
W. G. Armour, *Baker.*
H. Lonsdale, *Builder.*
E. Fitzgerald, *Mason.*
E. Rushton, *Auto Mechanic.*
A. Cooter, *Chief Cook.*
W. Worrall, *Laundryman.*
T. Mowbray, *Electrician.*
J. Symington, *Plumber.*
W. J. Willows, *Barber.*
C. Salter, *Occupational Therapy.*

OFFICERS AND STAFF, NEW WESTMINSTER.

Medical:

C. E. Benwell, M.B., L.M.C.C.
Miss M. Fillmore, *Matron.*
F. Spooner, *Chief Attendant.*
F. Gillard, *Clinical Clerk and Stenographer.*

Business:

Thos. Cambridge, *Assistant Bursar.*
J. F. O'Reilly, *Steward.*

Chaplains:

Rev. F. W. Auvache, *Protestant.*
Rev. Father Plamandon, *Roman Catholic.*

Trades, New Westminster:

R. T. Hall, *Carpenter.*
J. Booth, *Gardener.*
W. F. Johnston, *Engineer.*
H. Bailey, *Farmer.*
E. B. Jones, *Laundryman.*
J. McMillan, *Shoemaker.*
Wm. Powell, *Painter.*
W. W. Galloway, *Tailor.*
C. M. Doyle, *Plumber.*

OFFICERS AND STAFF, COLONY FARM.

P. H. Moore, B.A., B.S.A., *Superintendent.* J. Lobban, *Record Clerk.*

OFFICERS AND STAFF, COLQUITZ.

Geo. Hall, M.D., C.M., *Visiting Physician.*
Granby Farrant, *Supervisor.* Harry Hoult, *Chief Attendant.*

CHRONIC WING, ESSONDALE.

REPORT OF THE MEDICAL SUPERINTENDENT

For the Twelve Months ended March 31st, 1927.

PART I.—MEDICAL.

PROVINCIAL MENTAL HOSPITAL,
ESSONDALE, B.C., April 1st, 1927.

The Honourable William Sloan,
Provincial Secretary, Parliament Buildings, Victoria, B.C.

SIR,—I have the honour to submit herewith for your consideration the Fifty-fifth Annual Report of the Mental Hospitals of British Columbia.

It is with the deepest regret that the report has to be prefaced with the record of the death of our esteemed Medical Superintendent, Dr. H. C. Steeves, which occurred December 7th, 1926, during a visit to the Capital to discuss matters with those at the Department.

His loss was a very great shock to us all as, apparently, he was in good health and had shown little, if any, signs that anything untoward might happen.

He had been associated with the Hospital for many years, first in the capacity of physician at the Public Hospital for Insane at New Westminster in 1914. In April, 1914, he left his position there to take over charge of Resthaven Sanitarium at Sidney, Vancouver Island, returning to the New Westminster institution in February, 1915. In April of that year he was appointed to the position of Assistant Medical Superintendent. On the death of Dr. C. E. Doherty in August, 1920, he was appointed, first, Acting Medical Superintendent and, later, Medical Superintendent of the Mental Hospitals of the Province, which post he held until his death.

His work is so well known to us all that I need hardly emphasize here the thorough manner in which he executed all tasks which fell to his hand and the masterly way in which he solved the many problems which arose constantly before him.

Born at Hilsboro, Albert County, New Brunswick, on October 26th, 1886, he attended school there, later graduating in Arts from the Mount Allison University in 1905. He entered McGill a year or two later, whence he graduated in 1912. He was attached to the Royal Victoria Hospital, Montreal, until his association with the Mental Hospitals of this Province.

To turn to the operations of the Hospitals for the past year, the following table gives one the general grasp of the Hospital population during the period covered in this report:—

Movement of Population.	Male.	Female.	Total.
In residence, April 1st, 1926	1,396	599	1,995
On probation but remaining on registers	37	39	76
New admissions during the current year	349	145	494
Total under treatment during the year	1,782	783	2,565
Discharged in full during the year	122	81	203
Continuing on probation at end of year	40	36	76
Died during year	122	39	161
Total discharges and deaths for year	284	156	440
In residence at March 31st, 1927	1,498	627	2,125

Studying the figures in this table, the following points come to notice:—

(1.) The increase in the number of admissions this, as compared to last year 19
(2.) The net increase in population in residence at the end of the year.... 130
(3.) The rate of deaths to the total treated (per cent.) 6.27
(4.) The rate of discharges to admissions (exclusive of deaths) (per cent.) 56.47

(5.) The average monthly admission rate 41.16
(6.) The average monthly discharge rate (exclusive of the 76 shown on probation at home) 30.33

The difference between the two last items accounts for the increase in the number in residence at the end of the year as shown in (2).

ADMISSIONS.

An analysis of the birthplace column of the registers shows that 184 (or 37.04 per cent.) were of Canadian birth, 170 (or 34.41 per cent.) were born in other parts of the British Empire, and 140 (or 28.55 per cent.) were of foreign birth. These figures show a slight increase in those of Canadian birth.

The types of mental condition admitted run much the same as in previous years; that of general paresis of the insane has shown a slight decrease. Those of lower mentality have shown an increase from 27 last year to 40 this; the total of this type now in residence is well over 200, scattered throughout the institutions but grouped as well as possible. It is proposed, when the new building is erected and in operation, to have these types of patients congregated in the New Westminster institution, as it is better to separate them from the insane.

DISCHARGES.

It has been found that cases admitted in the very early stages of their mental trouble have a better chance of recovery than those who receive their treatment at a later date. The following table brings this to light:—

TABLE SHOWING THE ALLEGED DURATION OF INSANITY, PRIOR TO ADMISSION, IN THOSE DISCHARGED FROM THE THREE INSTITUTIONS DURING THE YEAR APRIL 1ST, 1926, TO MARCH 31ST, 1927.

Less than six months	135
Over six months	30
Duration not known	34
Not insane	4
Total	203

In all, 203 were fully discharged during the year. Of these, 72 had recovered, 90 were improved, 37 showed no improvement, and there were 4 with no psychosis. Out of the 203, 50 were repatriated—39 by deportation through the Department of Immigration, the balance through the good offices of their friends. It might well be mentioned that the officers of the Canadian Immigration Department have done very valuable work in aiding us in our deportation cases; they have taken endless trouble in isolating the details necessary to establish the various cases.

An examination of the registers shows that the average age of those deported was 34. An estimate of the possible hospital life of these cases is placed at from 20 to 26 years. It will be seen at a glance what amount is saved the Province in the maintenance of those deported.

TREATMENT.

The treatment, as in former years, has gone on in much the same way. Occupation is the chief therapeutic agent, and, in addition to employment on the ward, about the grounds, in the kitchen, and in the laundry, the work of the Occupational Therapy Department has continued to function with very gratifying results, both at Essondale and at New Westminster. The production tables which are appended to the financial section of the report will give some indication of what can be achieved by patients under careful and proper supervision.

The malarial and tryparsamide treatments for general paresis, as time goes on, seem more promising. It is thought that remissions are much longer and the psychosis less acute by the administration of these agents, although time alone will tell their exact value as to the duration of the intervals in which the disease is delayed. In some places even cures are mentioned.

LABORATORY.

Unfortunately, our Laboratory was closed the greater part of the year, but it is expected that work will be resumed at an early date. A table of the work done is included in this report.

FINANCES.

For a full recapitulation of the financial operations of the Hospitals during the year I would refer you to the Bursar's letter and the accompanying tables.

COLONY FARM.

The report of the Farm Superintendent shows concisely the operations of this branch of the Hospital. Outstanding features of this however, are: Milk production for the year, 120,000 gallons; eggs, 8,279 dozen; chicken, 2,687 lb.; profit from pigs, $8,683.

RECOMMENDATIONS.

(1) New Chronic Wing; (2) Nurses' Home; (3) Psychopathic Building; (4) Social Service; (5) segregation of feeble-minded; (6) increased facilities for treatment of sick and infirm.

It is pleasing to note that many of the above recommendations are well on the way to being definitely acted upon and have been thoroughly gone into by yourself, with the valuable aid of the members of the Canadian National Committee for Mental Hygiene and also of the Provincial Mental Hygiene Commission.

ACKNOWLEDGMENTS.

In closing, I wish to acknowledge with grateful thanks the splendid work performed by the Visiting Committee of the Red Cross Society, under the convenership of Mrs. J. W. Ellis, in providing constant entertainment for the many soldier patients, as well as for the supply of additional comforts to them.

To your favourable notice I wish to commend all members of the staffs of the three institutions. From all quarters there has come ungrudging loyalty and support and an assiduous application to duties, whereby the difficulties of office have been lessened and the work of caring for the insane of the Province greatly enhanced.

To you, sir, and to the Deputy Minister I owe grateful acknowledgment for unceasing co-operation, as evidenced by your ready attention to and understanding of the many matters brought before you throughout the year and without which the progress of the Hospital would be impossible.

I have the honour to be,
Sir,
Your obedient servant,

A. L. CREASE,
Acting Medical Superintendent.

LABORATORY REPORT.

PROVINCIAL MENTAL HOSPITAL,
ESSONDALE, B.C., August 18th, 1927.

A. L. Crease, Esq., M.D., C.M.,
Medical Superintendent, Mental Hospitals of B.C., Essondale, B.C.

SIR,—Following is a report of the work performed in the Laboratory at Essondale in the year ended March 31st, 1927. It is to be noted that, owing to lack of staff, the Laboratory was practically closed from the end of August, 1926, very little work being done after that date.

Urinalyses	400
Wassermann—	
Positive	24
Negative	233
Spinal fluid—	
Positive	3
Negative	6
Kahn reaction—	
Positive	2
Negative	2
Globulin	7
Blood-sugar	2
Blood-counts	22
Vaginal smears	8
Cultures	8
Sputa	10
Autopsies	9

Luetic tests not having been carried out on every admission, the figures here are not representative, but the diagnosis table shows that, out of the 494 patients admitted, 25 were of a luetic condition, a percentage of 5.06. In three cases, while the cholesterin antigen (considered the most sensitive) showed a negative reaction, a positive test was obtained with acetone. The Wassermann blood reaction is done routine, using both antigens.

I have, etc.,

J. E. MATHESON,
Pathologist.

X-RAY REPORT.

PROVINCIAL MENTAL HOSPITAL,
ESSONDALE, B.C., August 18th, 1927.

A. L. Crease, Esq., M.D., C.M.,
Medical Superintendent, Provincial Mental Hospital, Essondale, B.C.

SIR,—Following is a report of the work performed in the X-ray Department of the Hospital from April 1st, 1926, to March 31st, 1927:—

Head and sinuses	22
Vertebræ	9
Teeth	36
Extremities	66
Chest	37
Gastro-intestinal	20
Pelvis	20
Total exposures	210

I have, etc.,

A. M. GEE,
Physician and Roentgenologist.

DENTAL REPORT.

PROVINCIAL MENTAL HOSPITAL,
ESSONDALE, B.C., August 18th, 1927.

A. L. Crease, Esq., M.D., C.M.,
Medical Superintendent, Mental Hospitals of B.C., Essondale, B.C.

SIR,—I beg to submit herewith report of dental work performed during the year ended March 31st, 1927:—

Extractions	505
Scaling and cleaning	30
General anæsthetics	3
Mandibular injections	13
Fillings, amalgam	72
Fillings, synthetic porcelain	13
Dentures	32
X-ray examinations	38
Denture adjustments	7
Denture repairs	25
Bridges repaired	3
Bridges reset	3
Pyorrhœa treatment	5
Abscesses treated	5
Other treatments	4

I have, etc.,

F. P. SMITH,
Dental Surgeon.

STATISTICAL TABLES.

TABLE No. 1.—SHOWING THE OPERATIONS OF THE HOSPITALS, ESSONDALE, NEW WESTMINSTER, AND SAANICH, FROM APRIL 1ST, 1926, TO MARCH 31ST, 1927.

Movement of Population.	Male.	Female.	Total.	Total.		
				Male.	Female.	Total.
In residence, Essondale, March 31st, 1926	1,133	60	1,193			
In residence, New Westminster, March 31st, 1926	94	539	633			
In residence, Saanich, March 31st, 1926	169	.....	169			
On probation, carried forward from 1925–26, Essondale	33	4	37			
On probation, carried forward from 1925–26, New Westminster	4	35	39			
On probation, carried forward from 1925–26, Saanich	.....	.....	.....			
Escaped, carried forward from 1925–26, Essondale	.....	.....	.....			
Escaped, carried forward from 1925–26, New Westminster	.....	.....	.....			
Escaped, carried forward from 1925–26, Saanich	.....	.....	.....			
				1,433	638	2,071
Admitted during the year 1926–27—						
By ordinary forms	330	141	471			
By urgency forms	11	4	15			
By voluntary forms	2	.....	2			
From the Yukon	3	.....	3			
Order in Council	3	.....	3			
				349	145	494
Total under treatment, Essondale, New Westminster, and Saanich, April 1st, 1926, to March 31st, 1927	.....	.....	.....	1,782	783	2,565
Discharged during period April 1st, 1926, to March 31st, 1927—						
(*a.*) From Essondale—						
As recovered	39	9	48			
As improved	40	10	50			
As unimproved	31	.....	31			
Not insane	4	.....	4			
On probation and still out	38	11	49			
Escaped, but not discharged	.....	.....	.....			
Died	118	5	123			
	270	35	305			
(*b.*) From New Westminster—						
As recovered	3	21	24			
As improved	3	37	40			
As unimproved	1	4	5			
Not insane	.....	.....	.....			
On probation and still out	2	25	27			
Escaped, but not discharged	.....	.....	.....			
Died	.....	34	34			
	9	121	130			
(*c.*) From Saanich—						
As unimproved	1	.....	1			
Died	4	.....	4			
	5	.....	5			
Total discharged from Essondale, New Westminster, and Saanich	.....	.....	.....	284	156	440
Total in residence, Essondale, New Westminster, and Saanich	.....	.....	.....	1,498	627	2,125

TABLE NO. 1.—SHOWING THE OPERATIONS OF THE HOSPITALS, ESSONDALE, NEW WESTMINSTER, AND SAANICH, FROM APRIL 1ST, 1926, TO MARCH 31ST, 1927—*Continued.*

Movement of Population.	Male.	Female.	Total.	Total.		
				Male.	Female.	Total.
Essondale—						
Total on books, March 31st, 1926	1,166	64	1,230			
Admissions during 1926–27	349	145	494			
Received from New Westminster	13	.....	13			
Received from Saanich	.....	.....	.....			
				1,528	209	1,737
Discharged during 1926–27	270	35	305			
Transferred to New Westminster	25	113	138			
Transferred to Saanich	11	.....	11			
				306	148	454
Total in residence, Essondale, March 31st, 1927	.....	.....	.....	1,222	61	1,283
New Westminster—						
Total on books, March 31st, 1926	98	574	672			
Received from Essondale	25	113	138			
				123	687	810
Discharged during 1926–27	9	121	130			
Returned to Essondale	13	.....	13			
				22	121	143
Total in residence, New Westminster, March 31st, 1927	.....	.....	.....	101	566	667
Saanich—						
Total on books, March 31st, 1926	169	.....	169			
Received from Essondale	11	.....	11			
				180	.....	180
Discharged during the year 1926–27	5	.....	5			
				5	.....	5
Total in residence, Saanich, March 31st, 1927	.....	.....	.....	175	.....	175
Total in residence, Essondale, March 31st, 1927	1,222	61	1,283			
Total in residence, New Westminster March 31st, 1927	101	566	667			
Total in residence, Saanich, March 31st, 1927	175	.....	175			
Grand total in residence, Essondale, New Westminster, and Saanich, March 31st, 1927	.....	.....	.....	1,498	627	2,125

Daily average population	2,064.78
Percentage of discharges on admissions (not including deaths)	56.47
Percentage of recoveries on admissions	15.38
Percentage of deaths on whole number under treatment	6.27

TABLE No. 2.—SHOWING IN SUMMARY FORM THE OPERATIONS OF THE HOSPITAL SINCE ITS INCEPTION.

Year.	Admissions.	Discharges.		Deaths.	Number Resident at the Close of each Year.	Increase.	Decrease.	Whole Number treated.	Percentage of Recoveries to Admissions.	Percentage of Discharges to Admissions (Deaths excluded).	Percentage of Deaths to Whole Number under Treatment.
		Recovered.	Not recovered.								
1872	18	1	..	1	16	..	..	18	5.55	5.55	5.55
1873	15	10	2	5	14	..	2	31	66.66	80.00	16.12
1874	12	4	..	3	19	5	..	26	33.33	33.33	11.53
1875	29	3	3	10	32	13	..	48	10.34	26.89	20.83
1876	22	11	3	5	35	3	..	54	50.00	63.63	9.35
1877	14	4	4	3	38	3	..	49	28.57	78.57	6.12
1878	16	7	3	8	36	..	2	54	43.75	62.50	16.16
1879	18	4	1	8	41	5	..	54	22.22	27.77	14.81
1880	17	5	..	5	48	7	..	58	29.41	29.41	8.62
1881	13	5	3	5	48	..	..	61	38.46	61.54	8.19
1882	7	3	1	2	49	1	..	55	42.85	57.14	3.63
1883	8	4	1	3	49	..	..	57	50.00	62.50	5.26
1884	10	2	4	2	51	2	..	59	20.00	60.00	3.33
1885	20	5	..	5	61	10	..	71	25.00	25.00	6.94
1886	27	10	6	6	66	5	..	88	37.03	59.25	6.81
1887	36	15	5	5	77	11	..	102	41.66	55.55	4.80
1888	26	12	6	3	82	5	..	103	46.15	69.23	2.87
1889	41	14	5	4	100	18	..	123	34.15	46.34	3.25
1890	52	17	6	12	117	17	..	152	32.69	44.23	7.64
1891	49	19	4	20	123	6	..	166	38.77	46.94	11.69
1892	52	17	10	13	135	12	..	175	32.69	51.92	6.95
1893	44	14	18	14	133	..	2	179	31.81	72.72	7.60
1894	80	13	19	19	162	29	..	213	16.25	40.00	8.92
1895	62	29	11	20	164	2	..	224	46.77	64.51	8.92
1896	64	23	25	9	171	7	..	228	35.93	75.00	3.94
1897	74	20	8	14	203	32	..	246	27.03	37.83	5.69
1898	81	27	13	19	221	18	..	285	33.33	49.38	6.66
1899	101	31	32	21	234	13	..	327	30.69	62.37	6.42
1900	113	38	27	29	258	24	..	356	33.63	57.52	8.14
1901	115	40	20	25	284	26	..	377	34.78	52.17	6.63
1902	121	30	31	25	311	27	..	413	24.79	50.41	6.06
1903	139	38	37	26	349	38	..	466	27.34	53.96	5.57
1904	115	46	26	26	321	..	28	480	40.00	62.61	5.42
1905	123	43	33	27	348	27	..	505	33.33	61.78	5.34
1906	150	36*	43	28	388	43	..	552	23.03	52.06	5.04
1907	221	48	43	39	461	73	.	666	21.30	41.20	5.08
1908	230	68*	56	57	507	46	..	765	28.30	53.90	7.44
1909	232	73†	77	40	536	29	..	816	31.00	64.60	6.40
1910	280	84	82	41	595	48	..	896	30.00	59.28	4.57
1911	332	67‡	114	60	690	105	..	1,034	19.57	54.42	5.83
1912	375	74*	128	76	752	62	.	1,065	18.90	53.80	7.02
1913	380	90§	146	67	919	167	..	1,264	22.63	62.10	5.30
1914	402	58	126	74	1,027	108	..	1,364	14.43	45.77	5.43
1915	332	83	91	89	1,090	63	..	1,437	25.00	52.41	6.19
1916	353	73†	96	80	1,205	115	..	1,527	20.68	47.87	5 24
1917	371	88	78	106	1,301	96	..	1,650	23.72	44.74	6.42
1918	375	75	95	132	1,347	46	..	1,753	20.00	45.33	7.47
Jan. 1, 1919, to Mar. 31, 1920	574	116	221	132	1,458	111	..	2,025	20.20	58.71	6.51
1920-1921	489	88	173	122	1,566	108	..	2,043	14.17	72.60	5.97
1921-1922	478	96	178	114	1,649	83	.	2,137	20.08	57.32	5.33
1922-1923	438	91	167	133	1,697	48	..	2,180	20.77	59.36	6.10
1923-1924	447	84†	121	163	1,784	87	..	2,234	18.56	64.20	7.25
1924-1925	461	63	242	138	1,884	100	..	2,327	13.66	66.16	5.93
1925-1926	475	57‖	240	142	1,995	111	..	2,434	12.00	62.53	5.83
1926-1927	494	76§	171	161	2,125	130	..	2,565	15.38	50.00	6.27

* Three not insane. † One not insane. ‡ Two not insane. § Four not insane. ‖ Six not insane.

TABLE No. 3.—SHOWING THE TOTAL NUMBER OF ADMISSIONS, DISCHARGES, AND DEATHS FROM APRIL 1ST, 1926, TO MARCH 31ST, 1927.

Months.	Admissions.			Discharges.			Deaths.		
	Male.	Female.	Total.	Male.	Female.	Total.	Male.	Female.	Total.
1926.									
April	28	17	45	16	3	19	5	5	10
May	28	8	36	8	6	14	12	8	20
June	31	12	43	8	5	13	11	3	14
July	25	14	39	11	8	19	12	....	12
August	34	19	53	10	8	18	8	3	11
September	36	13	49	13	10	23	9	2	11
October	30	14	44	6	5	11	10	5	15
November	22	8	30	7	6	13	7	2	9
December	30	9	39	14	8	22	10	4	14
1927.									
January	22	12	34	11	5	16	20	2	22
February	29	4	33	11	6	17	4	2	6
March	34	15	49	7	11	18	14	3	17
Totals	349	145	494	122	81	203	122	39	161

TABLE No. 4.—SHOWING CIVIL STATE OF PATIENTS ADMITTED FROM APRIL 1ST, 1926, TO MARCH 31ST, 1927.

Civil State.	Male.	Female.	Total.
Married	120	78	198
Single	190	47	237
Divorced	3	1	4
Widowed	20	17	37
Unknown	16	2	18
Totals	349	145	494

TABLE No. 5.—SHOWING RELIGIOUS DENOMINATIONS OF PATIENTS ADMITTED FROM APRIL 1ST, 1926, TO MARCH 31ST, 1927.

Religious Denominations.	Male.	Female.	Total.
Buddhist	6	.....	6
Christian Science	1	1	2
Confucian	8	1	9
Doukhobor	2	.....	2
Greek Catholic	2	1	3
Hebrew	1	2	3
Lutheran	32	8	40
Plymouth Brethren	1	.....	1
Protestant	225	107	332
Quaker	1	.....	1
Roman Catholic	60	23	83
Seventh Day Adventists	1	.....	1
Unknown	9	2	11
Totals	349	145	494

TABLE No. 6.—SHOWING THE DEGREE OF EDUCATION OF THOSE ADMITTED FROM APRIL 1ST, 1926, TO MARCH 31ST, 1927.

Degree of Education.	Male.	Female.	Total.
Excellent	1	.....	1
Good	50	34	84
Common	213	93	306
Poor	70	9	79
None	15	9	24
Totals	349	145	494

TABLE No. 7.—SHOWING THE NATIONALITY OF THOSE ADMITTED FROM APRIL 1ST, 1926, TO MARCH 31ST, 1927.

Nationality.	Male.	Female.	Total.
Austria	2	1	3
Australia	1	.....	1
Belgium	1	1	2
Bulgaria	.....	1	1
China	9	.....	9
England	70	34	104
Finland	10	.....	10
France	2	1	3
Galicia	1	.....	1
Germany	3	1	4
Greece	1	.....	1
Holland	.....	1	1
Hungary	3	.....	3
Iceland	2	.....	2
India	.....	1	1
Ireland	8	8	16
Italy	5	1	6
Japan	6	.....	6
Latvia	1	.....	1
Montenegro	1	.....	1
Newfoundland	3	1	4
Norway	13	3	16
Poland	.....	1	1
Roumania	1	.....	1
Russia	4	1	5
Scotland	29	10	39
South Africa	2	.....	2
South America	1	.....	1
Spain	.....	1	1
Sweden	9	4	13
Switzerland	2	.....	2
United States	30	10	40
Unknown	3	1	4
Wales	3	3	6
Canada—			
Alberta	3	.....	3
British Columbia	37	22	59
Manitoba	6	4	10
New Brunswick	11	8	19
Nova Scotia	8	2	10
Ontario	38	16	54
Prince Edward Island	6	.....	6
Quebec	12	4	16
Saskatchewan	2	3	5
Canada (general)	.....	1	1
Totals	349	145	494

TABLE NO. 8.—SHOWING WHAT DISTRICTS CONTRIBUTED PATIENTS FROM APRIL 1ST, 1926, TO MARCH 31ST, 1927.

Place of Residence.	Male.	Female.	Total.
Abbotsford	2	1	3
Aldergrove	1	1	2
Allenby	.....	1	1
Anyox	2	.....	2
Armstrong	.....	1	1
Arrowhead	1	.....	1
Bainbridge	1	.....	1
Bella Bella	1	.....	1
Boswell	.....	1	1
Bridge Lake	.....	1	1
Brighouse	1	.....	1
Brodie	1	.....	1
Burnaby	12	9	21
Burquitlam	1	.....	1
Cadboro Bay	1	.....	1
Cassidy	1	.....	1
Cedar Falls	1	1	2
Cheam View	1	.....	1
Chemainus	1	.....	1
Chilliwack	2	.....	2
Clinton	2	1	3
Cloverdale	1	1	2
Cobble Hill	1	.....	1
Coghlan	1	.....	1
Coquitlam	2	.....	2
Cranbrook	3	.....	3
Crescent Valley	1	.....	1
Dawson Creek	1	1	2
Dawson, Y.T.	3	.....	3
Decker Lake	1	.....	1
Denman Island	1	1	2
Dewdney	1	.....	1
Duncan	1	1	2
Eholt	.....	1	1
Endako	1	.....	1
Esquimalt	1	.....	1
Extension	1	.....	1
Falling	1	.....	1
Fort Fraser	1	.....	1
Fort George	1	.....	1
Ganges	1	.....	1
Glenmore	.....	1	1
Grand Forks	2	.....	2
Grande Prairie	1	.....	1
Hammond	1	1	2
Haney	.....	2	2
Hazelton	1	.....	1
Heming Bay	1	.....	1
Hope	2	.....	2
Kamloops	14	2	16
Kelowna	.....	1	1
Keremeos	.....	1	1
Kimberley	1	1	2
Langley	2	.....	2
Lasqueti Island	1	.....	1
Leanchoil	1	.....	1
Longworth	1	.....	1
Lozells	1	.....	1
Lulu Island	1	.....	1
Maillardville	3	.....	3
Mamette Lake	1	.....	1
Maple Ridge	.....	2	2
Carried forward	90	33	123

Place of Residence.	Male.	Female.	Total.
Brought forward	90	33	123
Michel	.....	1	1
Merritt	1	.....	1
Midway	1	.....	1
Miocene	1	.....	1
Mission	2	1	3
Moricetown	1	.....	1
Moses Inlet	1	.....	1
Mount Lehman	1	.....	1
Murrayville	1	.....	1
McBride	1	.....	1
McDonald Bay	1	.....	1
Nakusp	1	.....	1
Nanaimo	4	.....	4
Natal	3	2	5
Nelson	3	.....	3
Newton	1	.....	1
New Westminster	5	8	13
Northfield	1	.....	1
Oakalla Prison Farm	4	.....	4
Ocean Falls	.....	1	1
Oliver	1	.....	1
Pemberton Meadows	.....	2	2
Penticton	1	.....	1
Port Alice	2	.....	2
Port Coquitlam	.....	1	1
Port Hardy	.....	1	1
Port Moody	1	.....	1
Port Renfrew	1	.....	1
Port Simpson	1	.....	1
Pouce Coupe	.....	1	1
Powell River	3	.....	3
Prince George	3	.....	3
Prince Rupert	5	2	7
Princeton	1	.....	1
Quesnel	1	.....	1
Red Lake	.....	1	1
Revelstoke	2	.....	2
Rock Bay	2	.....	2
Rolla	1	.....	1
Rossland	.....	1	1
Rutland	1	.....	1
Saanich	.....	4	4
Salmon Arm	1	3	4
Scott Cove	.....	1	1
Shannon Bay	1	.....	1
Shere	1	.....	1
Skin Lake	1	.....	1
Slocan City	.....	2	2
Smithers	1	.....	1
Solsqua	1	.....	1
Sorrento	1	.....	1
Spallumcheen	1	.....	1
Sperling	1	.....	1
Squamish	1	.....	1
Summerland	3	.....	3
Surrey	2	.....	2
Taylor	.....	1	1
Tatlow	1	.....	1
Theodosia Arm	1	.....	1
Trail	2	.....	2
Tranquille	3	.....	3
Carried forward	171	66	237

TABLE No. 8.—SHOWING WHAT DISTRICTS CONTRIBUTED PATIENTS FROM APRIL 1ST, 1926, TO MARCH 31ST, 1927—*Continued.*

Place of Residence.	Male.	Female.	Total.	Place of Residence.	Male.	Female.	Total.
Brought forward	171	66	237	*Brought forward*	325	133	458
Tyee Siding	1	.....	1	Vernon	2	1	3
Union Bay	1	.....	1	Victoria	17	10	27
Vancouver	140	60	200	Williams Lake	1	.....	1
Vancouver, North	5	7	12	Wellington	1	.....	1
Vancouver, South	4	.....	4	Whaletown	1	.....	1
Vancouver, West	2	.....	2	White Rock	2	1	3
Vere Cove	1	.....	1	Totals	349	145	494
Carried forward	325	133	458				

TABLE No. 9.—SHOWING THE OCCUPATIONS OF THOSE ADMITTED FROM APRIL 1ST, 1926, TO MARCH 31ST, 1927.

Occupation.	Male.	Female.	Total.	Occupation.	Male.	Female.	Total.
Accountant	4	.....	4	*Brought forward*			
Auctioneer	1	.....	1	Logger	20	.....	20
Baker	2	.....	2	Longshoreman	3	.....	3
Bank manager	1	.....	1	Machinist	3	.....	3
Beach-comber	2	.....	2	Mechanic	1	.....	1
Beautician	.....	1	1	Merchant	4	.....	4
Billiard-player	1	.....	1	Mill-hand	6	.....	6
Blacksmith	4	.....	4	Miner	8	.....	8
Boiler-maker	1	.....	1	Motorman	3	.....	3
Bricklayer	1	.....	1	None	33	23	56
Bridge-builder	1	.....	1	Nurse	.....	1	1
Bridge-tender	1	.....	1	Nursemaid	.....	2	2
Butcher	2	.....	2	Plumber	1	.....	1
Carpenter	10	.....	10	Postmaster	1	.....	1
Clerk	8	3	11	Printer	1	.....	1
Contractor	3	.....	3	Railroad agent	1	.....	1
Cook	4	2	6	Rancher	2	.....	2
Customs officer	1	.....	1	Reporter	1	.....	1
Dressmaker	.....	1	1	Retired	6	.....	6
Engineer	6	.....	6	Sailor	4	.....	4
Farmer	43	.....	43	Salesman	8	2	10
Financier	1	.....	1	Saw-filer	1	.....	1
Fireman	2	.....	2	Servant	.....	8	8
Fisherman	7	.....	7	School-teacher	1	.....	1
Gardener	5	.....	5	Smelter-hand	1	.....	1
Grocer	1	.....	1	Stenographer	1	.....	1
Hotelkeeper	2	.....	2	Student	3	.....	3
Housekeeper	.....	15	15	Tailor	1	.....	1
Housewife	.....	86	86	Teamster	2	.....	2
Janitor	1	.....	1	Telegraph operator	1	.....	1
Journalist	1	.....	1	Tie-maker	1	.....	1
Labourer	110	.....	110	Trapper	1	.....	1
Lawyer	1	.....	1	Typist	.....	1	1
Linesman	1	.....	1	Waiter	2	.....	2
Carried forward				Totals	349	145	494

TABLE No. 10.—SHOWING THE AGES OF THOSE ADMITTED FROM APRIL 1ST, 1926, TO MARCH 31ST, 1927.

Age.	Male.	Female.	Total.
Under 15 years	15	8	23
„ 20 „	12	11	23
„ 25 „	25	9	34
„ 30 „	34	15	49
„ 35 „	30	18	48
„ 40 „	49	17	66
„ 45 „	46	17	63
„ 50 „	29	14	43
„ 55 „	24	12	36
„ 60 „	23	8	31
„ 65 „	10	4	14
„ 70 „	17	2	19
„ 75 „	14	4	18
„ 80 „	10	5	15
Over 80 „	11	1	12
Totals	349	145	494

TABLE No. 11.—SHOWING THE NUMBER OF ATTACKS IN THOSE ADMITTED FROM APRIL 1ST, 1926, TO MARCH 31ST, 1927.

Number of Attacks.	Male.	Female.	Total.
First	171	80	251
Second	41	33	74
Third	9	7	16
Fourth	1	2	3
Several	3	4	7
Not insane	4	.....	4
Unknown	120	19	139
Totals	349	145	494

TABLE No. 12.—SHOWING THE ALLEGED DURATION OF ATTACK PRIOR TO ADMISSION FROM APRIL 1ST, 1926, TO MARCH 31ST, 1927.

Duration of Attack.	Male.	Female.	Total.
Under 1 week	67	22	89
„ 1 month	68	34	102
„ 3 months	31	17	48
„ 6 „	10	9	19
„ 12 „	16	8	24
„ 2 years	8	6	14
„ 5 „	6	11	17
„ 10 „	12	2	14
„ 15 „	4	5	9
Over 15 „	10	8	18
Not insane	4	.....	4
Unknown	113	23	136
Totals	349	145	494

TABLE No. 13.—SHOWING STATISTICS OF HEREDITY IN THOSE ADMITTED FROM APRIL 1ST, 1926, TO MARCH 31ST, 1927.

Heredity.	Male.	Female.	Total.
Paternal branch	1	4	5
Maternal branch	1	5	6
Heredity	81	29	110
Heredity inferred	49	16	65
Heredity unknown	213	91	304
Not insane	4	.....	4
Totals	349	145	494

TABLE No. 14.—SHOWING THE ALLEGED CAUSE OF ATTACK IN THOSE ADMITTED FROM APRIL 1ST, 1926, TO MARCH 31ST, 1927.

Alleged Cause.	Male.	Female.	Total.
Alcohol	25	2	27
Arteriosclerosis	37	5	42
Carcinoma	1	.....	1
Cardiac	1	.....	1
Constitutional	70	28	98
Epilepsy	9	2	11
Erysipelas	1	.....	1
Heredity	81	29	110
Heredity, inferred	49	16	65
Heredity, maternal	1	5	6
Heredity, paternal	1	4	5
Lues	24	1	25
Morphine	1	.....	1
Nephritis	.....	1	1
Not insane	4	.....	4
Senility	30	14	44
Somatic disease	4	.....	4
Trauma	3	.....	3
Unknown	1	7	8
War-strain	3	.....	3
Worry	3	31	34
Totals	349	145	494

TABLE No. 15.—SHOWING THE STATE OF BODILY HEALTH IN THOSE ADMITTED FROM APRIL 1ST, 1926, TO MARCH 31ST, 1927.

Bodily Condition.	Male.	Female.	Total.
In good health	156	51	207
In average health	134	69	203
In reduced health	57	25	82
In greatly reduced health	2	.....	2
Totals	349	145	494

TABLE No. 16.—SHOWING THE FORM OF MENTAL DISORDER IN THOSE ADMITTED FROM APRIL 1ST, 1926, TO MARCH 31ST, 1927.

Form of Disorder.	Male.	Female.	Total.
Acute mania	5	1	6
Alcoholic pseudo-paresis	1	.....	1
Alcoholic psychosis	24	2	26
Arteriosclerotic dementia	37	4	41
Cerebral spinal fues	5	1	6
Dementia præcox	86	30	116
Epilepsy	10	8	18
General paresis	19	.....	19
Hypomania	1	1	2
Idiocy and imbecility	27	10	37
Involutional melancholia	2	1	3
Korsakoff's psychosis	.....	1	1
Manic depressive	48	57	105
Melancholia	.....	1	1
Moron	2	1	3
Multiple sclerosis with psychosis	1	.....	1
Not insane	4	.....	4
Not yet diagnosed	1	.....	1
Paralysis agitans with psychosis	.....	1	1
Paranoia	13	5	18
Paranoidal dementia præcox	20	4	24
Post-traumatic psychosis	1	.....	1
Psychoneurosis	3	1	4
Senile	31	15	46
Toxic psychosis	8	1	9
Totals	349	145	494

TABLE No. 17A.—SHOWING THE NUMBER ALLOWED OUT ON PROBATION AND RESULTS FROM APRIL 1ST, 1926, TO MARCH 31ST, 1927, ESSONDALE.

Results.	Male.	Female.	Total.
Discharged recovered	39	9	48
Discharged improved	40	10	50
Discharged unimproved	31	.....	31
Not insane	4	.....	4
Returned to Hospital	12	3	15
Still out at the close of the year	38	11	49
Totals	164	33	197

TABLE No. 17B.—SHOWING THE NUMBER ALLOWED OUT ON PROBATION AND RESULTS FROM APRIL 1ST, 1926, TO MARCH 31ST, 1927, NEW WESTMINSTER.

Results.	Male.	Female.	Total.
Discharged recovered	3	21	24
Discharged improved	3	37	40
Discharged unimproved	1	4	5
Not insane	.....	.....	.....
Returned to Hospital	1	10	11
Still out at the close of the year	2	25	27
Totals	10	97	107

TABLE No. 17C.—SHOWING THE NUMBER ALLOWED OUT ON PROBATION AND RESULTS FROM APRIL 1ST, 1926, TO MARCH 31ST, 1927, SAANICH.

Results.	Male.	Female.	Total.
Discharged unimproved	1	.....	1
Totals	1	.....	1

TABLE No. 18A.—SHOWING THE ALLEGED DURATION OF INSANITY PRIOR TO ADMISSION IN THOSE DISCHARGED FROM ESSONDALE FROM APRIL 1ST, 1926, TO MARCH 31ST, 1927.

Duration of Insanity.	Male.	Female.	Total.
Less than 1 week	29	8	37
,, 1 month	23	3	26
,, 2 months	6	1	7
,, 3 ,,	4	.....	4
,, 6 ,,	5	2	7
,, 12 ,,	4	.....	4
,, 2 years	2	2	4
,, 3 ,,	2	3	5
3 years and over	3	.....	3
Not insane	4	.....	4
Unknown	32	.....	32
Totals	114	19	133

TABLE No. 18B.—SHOWING THE ALLEGED DURATION OF INSANITY PRIOR TO ADMISSION IN THOSE DISCHARGED FROM NEW WESTMINSTER FROM APRIL 1ST, 1926, TO MARCH 31ST, 1927.

Duration of Insanity.	Male.	Female.	Total.
Less than 1 week	2	8	10
,, 1 month	3	20	23
,, 2 months	1	9	10
,, 3 ,,	.....	6	6
,, 6 ,,	.....	4	4
,, 12 ,,	1	3	4
,, 2 years	.....	5	5
3 years and over	.....	5	5
Unknown	.....	2	2
Totals	7	62	69

TABLE No. 18C.—SHOWING THE ALLEGED DURATION OF INSANITY PRIOR TO ADMISSION IN THOSE DISCHARGED FROM SAANICH FROM APRIL 1ST, 1926, TO MARCH 31ST, 1927.

Duration of Insanity.	Male.	Female.	Total.
Less than three months	1	.....	1
Totals	1	.....	1

HYDROTHERAPY-ROOM, ACUTE BUILDING, ESSONDALE.

TABLE No. 19A.—SHOWING THE LENGTH OF RESIDENCE OF THOSE DISCHARGED FROM ESSONDALE FROM APRIL 1ST, 1926, TO MARCH 31ST, 1927.

Length of Residence.	Discharged Recovered.		Discharged Improved.		Discharged Unimproved.		Not Insane.	
	Male.	Female.	Male.	Female.	Male.	Female.	Male.	Female.
Under 1 month	2	1	2	1	1	....	1	....
,, 2 months	4	1	1	3	3	....	1	....
,, 3 ,,	5	2	10	3	6	....	2	....
,, 6 ,,	13	4	12	2	6	....	....	....
,, 9 ,,	8	....	7	....	7	....	....	....
,, 12 ,,	3	....	2	1	2	....	....	....
,, 2 years	3	1	1	....	....	....	....	....
,, 3 ,,	1	....	2	....	3	....	....	....
,, 4 ,,	....	....	....	....	1	....	....	....
,, 5 ,,	1	....	....	....	1	....	....	....
5 years and over	....	....	3	....	1	....	....	....
Totals	39	9	40	10	31	....	4	....

TABLE No. 19B.—SHOWING THE LENGTH OF RESIDENCE OF THOSE DISCHARGED FROM NEW WESTMINSTER FROM APRIL 1ST, 1926, TO MARCH 31ST, 1927.

Length of Residence.	Discharged Recovered.		Discharged Improved.		Discharged Unimproved.		Not Insane.	
	Male.	Female.	Male.	Female.	Male.	Female.	Male.	Female.
Under 1 month	....	....	....	....	....	1	....	....
,, 2 months	1	....	....	....	....	....	....	....
,, 3 ,,	....	2	....	6	....	1	....	....
,, 6 ,,	....	10	....	12	....	....	....	....
,, 9 ,,	....	3	....	4	....	....	....	....
,, 12 ,,	1	1	....	2	....	....	....	....
,, 2 years	....	3	1	5	....	1	....	....
,, 3 ,,	....	1	1	2	....	1	....	....
,, 4 ,,	....	....	....	2	....	....	....	....
,, 5 ,,	....	....	....	2	1	....	....	....
5 years and over	1	1	1	2	....	....	....	....
Totals	3	21	3	37	1	4	....	....

TABLE No. 19C.—SHOWING THE LENGTH OF RESIDENCE OF THOSE DISCHARGED FROM SAANICH FROM APRIL 1ST, 1926, TO MARCH 31ST, 1927.

Length of Residence.	Discharged Recovered.		Discharged Improved.		Discharged Unimproved.		Not Insane.	
	Male.	Female.	Male.	Female.	Male.	Female.	Male.	Female.
Under four years	....	....	....	....	1	....	....	....
Total	....	....	....	....	1	....	....	....

TABLE NO. 20.—RECORD OF DEATHS FROM APRIL 1ST, 1926, TO MARCH 31ST, 1927, ESSONDALE, NEW WESTMINSTER, AND SAANICH.

(*a.*) *Essondale.*

Register No.	Initials.	Sex.	Age.	Time in Hospital.			Certified Cause.
				Years.	Months.	Days.	
9016	H. D.	M.	84	....	2	3	Angina pectoris.
8288	A. S.	M.	20	1	9	10	Pulmonary tuberculosis.
5722	J. A. I.	M.	52	6	2	12	Hypostatic pneumonia.
9123	F. W. S.	M.	60	....	....	3	Exhaustion of acute mania.
9144	R. C. B.	M.	37	....	....	7	Exhaustion of acute mania.
7773	A. C. B.	M.	64	2	11	15	Hypostatic pneumonia.
6791	L. D.	M.	61	5	1	18	Exhaustion of epilepsy.
6100	A. P.	M.	61	5	6	17	Exhaustion of senile dementia.
8819	C. E. K.	M.	48	....	8	14	Exhaustion of general paresis.
4304	T. S.	M.	48	11	4	16	Lobar pneumonia.
7667	J. O.	M.	89	3	3	13	Exhaustion of senile dementia.
9164	K. D.	F.	36	....	....	4	Acute parenchymatous nephritis.
8845	W. J. R.	M.	81	....	8	1	Cerebral hæmorrhage.
869	E. A. H.	M.	66	27	6	25	Endocarditis aortic regurgitation.
5611	A. J. R.	M.	41	7	8	23	Pulmonary tuberculosis.
979	J. U.	M.	64	26	5	10	Acute ileus; acute volvulus.
9118	F. T.	M.	68	....	1	18	Pulmonary thrombosis.
9068	F. H.	M.	49	....	2	26	Exhaustion of psychosis.
6211	D. T.	M.	56	6	5	13	Lobar pneumonia; chronic myocarditis.
3293	J. S.	M.	50	14	....	15	Pulmonary tuberculosis.
993	T. C.	M.	73	26	4	24	Senile seizure; cerebral hæmorrhage.
9201	N. D.	M.	85	....	....	9	Exhaustion of senile dementia.
8955	F. R.	M.	76	....	6	....	Exhaustion of senile dementia.
9214	T. M.	M.	56	....	....	3	Bronchopneumonia; erysipelatous.
9160	J. H.	M.	70	....	1	13	Exhaustion of arteriosclerotic dementia.
8975	A. K.	M.	68	....	5	22	Apoplexy; generalized arteriosclerotic.
8592	M. B.	M.	8	1	3	14	Acute pneumocric meningitis.
8963	S. H.	M.	53	....	6	1	Pulmonary tuberculosis.
8953	S. D.	M.	45	....	6	8	General paresis.
9159	A. G. N.	M.	68	....	1	23	Exhaustion of senile dementia.
8000	W. F. G.	M.	38	2	7	19	Exhaustion of general paresis.
5593	W. S. R.	M.	82	7	10	28	Hypostatic pneumonia.
9222	W. P.	M.	76	....	....	26	Bronchopneumonia; arteriosclerosis; gangrene.
9017	D. M.	M.	70	....	5	22	Arteriosclerotic myocarditis.
8850	J. W.	M.	57	....	9	27	Asthma; bronchopneumonia.
7750	G. T.	M.	58	3	2	26	Exhaustion of epilepsy; acute parenchymatous nephritis.
8360	C. C.	M.	44	....	10	21	Exhaustion of general paresis.
9197	G. R.	M.	33	....	1	18	Exhaustion of general paresis.
8102	W. G.	M.	71	2	5	17	Arteriosclerosis; chronic myocarditis.
9248	F. E. J.	M.	41	....	....	11	Bronchopneumonia.
8853	J. W.	M.	59	....	10	4	Exhaustion of senile dementia.
3384	O. H.	M.	28	14	....	6	Status epileptious.
8675	F. E. S.	M.	69	1	3	....	Bronchopneumonia.
8998	R. C.	M.	33	....	6	17	Exhaustion of general paresis.
5444	R. H.	M.	68	8	5	3	Angina pectoris.
9133	J. R. S.	M.	70	....	4	5	Exhaustion of arteriosclerotic dementia.
1647	W. J. C.	M.	45	21	2	5	Exhaustion of terminal dementia.
9152	T. W. P.	M.	56	....	3	22	Exhaustion of post-traumatic psychosis
8639	G. S.	M.	41	1	4	25	Exhaustion of general paresis.
9275	H. V.	M.	40	....	1	8	Exhaustion of cerebrospinal lues.
4000	F. T.	M.	88	12	6	....	Myocarditis arteriosclerosis.
5679	P. K.	M.	58	7	10	11	Exhaustion of epilepsy.
9292	C. D. H.	M.	50	....	1	1	Exhaustion of senile dementia.
9042	F. J. C.	M.	23 mo.	....	7	11	Exhaustion of microcephalic idiocy.
9326	H. T.	M.	50	....	....	22	Exhaustion of general paresis.
8335	J. R. W.	M.	28	2	....	23	Pulmonary tuberculosis.

TABLE No. 20.—RECORD OF DEATHS FROM APRIL 1ST, 1926, TO MARCH 31ST, 1927, ESSONDALE, NEW WESTMINSTER, AND SAANICH—*Continued.*

(*a.*) *Essondale*—Continued.

Register No.	Initials.	Sex.	Age.	Time in Hospital.			Certified Cause.
				Years.	Months.	Days.	
9345	A. P.	M.	69	....	....	12	Exhaustion of arteriosclerotic dementia.
9330	J. C. A.	M.	65	....	....	27	Chronic myocarditis.
7914	J. V. M.	M.	45	3	1	4	Exhaustion of general paresis.
7633	F. Y.	M.	71	3	8	28	Arteriosclerosis; chronic myocarditis.
5282	D. W.	M.	79	8	11	21	Hypostatic pneumonia; chronic myocarditis.
9364	D. M.	M.	63	....	....	18	Acute myocarditis; hypostatic pneumonia.
2160	J. W.	M.	59	18	5	20	Exhaustion of terminal dementia.
9374	H. C.	M.	41	....	....	20	Exhaustion of acute mania.
9269	M. H.	M.	71	....	2	25	Exhaustion of arteriosclerotic dementia.
9408	E. P.	F.	48	....	....	7	Exhaustion of acute mania.
7909	A. A.	M.	58	3	1	26	Exhaustion of cerebrospinal lues.
8800	S. F.	M.	45	1	2	29	Exhaustion of general paresis.
9418	E. L.	F.	40	....	....	7	Exhaustion of acute mania.
9385	J. B.	M.	76	....	1	2	Exhaustion of senile dementia.
8659	J. G.	M.	78	1	6	28	Chronic myocarditis; arteriosclerosis.
7569	M. M.	M.	84	4	....	6	Bronchopneumonia.
9301	G. W.	M.	44	....	3	4	Exhaustion of general paresis.
9424	G. J.	M.	69	....	....	14	Exhaustion of senile dementia.
9438	A. B.	M.	67	....	....	2	Arteriosclerosis.
9421	H. M. S.	F.	42	....	....	24	Exhaustion of korsakow, with psychosis.
8361	A. F.	M.	38	2	3	1	Pulmonary tuberculosis.
6809	E. H. R.	M.	62	5	8	13	Exhaustion of general paresis.
9465	J. H.	M.	80	....	....	5	Arteriosclerosis.
9409	K. Y.	M.	21	....	1	26	Pulmonary tuberculosis.
9043	E. L.	M.	73	....	10	11	Cerebral hæmorrhage.
8545	W. J. W.	M.	62	1	10	14	Exhaustion of senile dementia.
9466	J. W. L.	M.	86	....	....	15	Arteriosclerosis.
8921	C. E. A.	M.	76	1	1	4	Exhaustion of senile dementia.
712	T. A. K.	M.	58	30	3	29	Bronchopneumonia; chronic myocarditis.
5452	D. C. R.	M.	94	7	9	19	Exhaustion of terminal dementia.
9399	J. F.	M.	81	....	2	18	Exhaustion of arteriosclerotic dementia.
3395	W. L.	M.	64	13	4	25	Cerebral hæmorrhage.
9470	J. G. C.	M.	75	....	....	19	Carcinoma of rectum.
9477	E. B. J.	M.	39	....	....	9	Exhaustion of manic depressive.
9085	H. S.	M.	76	....	9	22	Myocarditis; influenza.
7126	C. F.	M.	35	5	1	2	Luetic aortitis.
746	H. E.	M.	84	29	9	5	Myocarditis; influenza.
1312	J. J. T.	M.	45	24	2	23	Exhaustion of dementia præcox.
8902	H. H. S.	M.	59	1	2	24	Exhaustion of general paresis.
9134	E. D.	M.	104	....	8	29	Arteriosclerosis; myocarditis.
9447	D. N.	M.	79	....	1	14	Hypostatic pneumonia.
8617	W. E. S.	M.	57	1	9	25	Exhaustion of general paresis.
4589	L. A.	M.	36	11	3	6	Pulmonary tuberculosis.
9411	H. G. S.	M.	15	....	2	22	Tubercular hip.
7642	H. B.	M.	68	4	....	4	Arteriosclerosis; chronic myocarditis.
9414	S. B.	M.	54	....	2	19	Cerebral hæmorrhage.
4577	W. M.	M.	46	11	3	21	Pulmonary tuberculosis.
9117	J. B.	M.	79	....	9	10	Exhaustion of senile dementia.
2503	T. M.	M.	65	17	2	23	Exhaustion of terminal dementia.
79	A. B.	M.	*	50	10	27	Exhaustion of terminal dementia.

* Unknown.

TABLE No. 20.—RECORD OF DEATHS FROM APRIL 1ST, 1926, TO MARCH 31ST, 1927, ESSONDALE, NEW WESTMINSTER, AND SAANICH—*Continued.*

(*b.*) *New Westminster.*

Register No.	Initials.	Sex.	Age.	Time in Hospital.			Certified Cause.
				Years.	Months.	Days.	
5293	A. S.	F.	59	8	5	12	Cerebral hæmorrhage.
1280	J. B.	F.	79	23	8	6	Exhaustion of senile dementia.
9044	I. P.	F.	46	....	2	9	Lobar pneumonia.
5846	M. E. S.	F.	47	7	....	26	Carcinoma of the tongue.
7446	R. A. D.	F.	32	3	8	13	Chronic endocarditis; chronic myocarditis.
9116	J. T.	F.	50	....	....	21	Pulmonary tuberculosis.
8363	A. G.	F.	53	1	7	26	Exhaustion of general paresis.
7900	E. H. H.	F.	37	2	8	4	Inanition; myocarditis.
948	M. T.	F.	70	24	7	7	Chronic nephritis; myocarditis.
8982	L. S.	F.	75	....	4	6	Chronic myocarditis.
8753	A. S.	F.	53	....	10	21	Myocarditis.
7847	K. J.	F.	40	2	11	29	Chronic nephritis; myocarditis.
5673	I. C. A.	F.	42	7	7	2	Chronic nephritis; pulmonary tuberculosis.
832	C. McD.	F.	47	27	1	16	Carcinoma of the breast.
9071	L. T.	F.	42	....	4	15	Myocarditis.
359	C. E. O'B.	F.	62	26	3	15	Pulmonary tuberculosis.
2500	A. A. H.	F.	66	16	9	2	Myocarditis.
9023	H. L.	F.	78	....	6	20	Exhaustion of senile dementia.
7918	E. B.	F.	65	3	....	2	Exhaustion of senile dementia.
8994	E. S.	F.	86	....	8	1	Myocarditis.
8468	J. H. R.	F.	81	6	7	2	Myocarditis.
8645	E. A. McD.	F.	57	1	6	3	Cardiac thrombosis, with arteriosclerosis.
9180	A. M.	F.	72	....	5	3	Exhaustion of senile dementia.
9078	A. D. R.	F.	40	....	7	17	Exhaustion of general paresis.
7294	K. L.	F.	54	4	7	13	Pulmonary tuberculosis.
8600	A. S.	F.	39	1	8	28	Exhaustion of general paresis.
7929	S. D.	F.	66	3	3	4	Myocarditis; inanition.
6266	M. V. McL.	F.	38	6	9	24	Thyroid toxæmia.
8607	C. L. H.	F.	78	1	9	15	Arteriosclerosis; myocarditis.
8488	E. E. W.	F.	78	2	....	18	Bronchopneumonia.
6549	G. J.	F.	46	6	4	22	Pulmonary tuberculosis.
7965	M. S. A.	F.	73	3	3	28	Chronic myocarditis.
6589	L. A. R.	F.	45	6	4	12	Pulmonary tuberculosis.
8429	M. D.	F.	51	2	4	20	General tuberculosis.

(*c.*) *Saanich.*

8579	E. B.	M.	26	1	9	17	Exhaustion of epilepsy.
6411	W. J. G.	M.	73	6	6	4	Myocarditis.
3535	F. W. M.	M.	55	13	6	7	Cerebral hæmorrhage.
5267	N. R.	M.	50	8	11	4	Exhaustion of epilepsy.

TABLE No. 21.—SHOWING THE NUMBER OF DEPORTATIONS EFFECTED FROM APRIL 1ST, 1926, TO MARCH 31ST, 1927, ESSONDALE, NEW WESTMINSTER, AND SAANICH.

Register No.	Initials.	Sex.	Country of Origin.	Period in Canada prior to Admission to Hospital.			Period in Hospital.		
				Years.	Months.	Days.	Years.	Months.	Days.
8749	H. H.	M.	Sweden	3	....	....	....	10	4
8942	J. P.	M.	Norway	1	10	....	....	4	14
8946	F. J.	F.	England	2	4	....	....	3	17
8959	J. K.	M.	Jugoslavia	1	8	....	....	7	20
8973	C. K. S.	M.	China	1	7	....	....	4	7
8984	N. O.	M.	England	1	9	....	....	2	20
9035	G. M.	M.	Switzerland	2	2	....	....	2	23
9038	K. I.	M.	Sweden	2	5	....	....	2	21
9065	R. A. M.	M.	England	4	10	....	....	4	13
9093	J. O.	M.	U.S.A.	....	....	2	....	2	23
9161	E. B. C.	M.	England	6	....	....	....	2	21
9168	J. R.	M.	Scotland	1	1	12	....	1	11
9166	H. G.	M.	Finland	....	5	....	....	2	17
9189	J. H.	M.	Sweden	....	8	....	....	2	16
8382	R. B. H.	M.	England	12	....	....	2	4	4
9342	G. P.	M.	France	....	....	11	....	4	....
9366	J. S.	M.	England	3	3	....	....	3	26
9386	W. G.	M.	England	4	....	....	....	5	17
9433	F. V. M.	M.	Finland	....	8	21	....	2	18
9460	A. H.	F.	Belgium	....	7	11	....	2	5
9137	J. S.	M.	Switzerland	3	....	19	....	9	27
9437	O. S. H.	M.	Finland	....	6	....	....	2	4
9022	J. H.	M.	England	1	4	....	....	7	29
9126	O. P.	M.	Sweden	2	1	....	....	6	8
9238	O. H.	M.	Finland	1	....	....	....	6	16
9263	A. G.	M.	Norway	2	3	28	....	5	8
9265	V. S.	M.	Norway	....	2	11	....	3	9
9311	A. D.	M.	England	....	4	18	....	3	11
9270	H. A.	M.	England	4	6	27	....	3	7
9172	E. W.	M.	Finland	3	....	....	....	8	28
9252	F. J. P.	M.	England	....	3	....	....	4	12
9342	O. T. H.	M.	U.S.A.	....	1	1	....	2	4
9325	S. G.	M.	Finland	2	10	28	....	3	24
9058	A. L. D.	F.	England	2	4	6	....	3	17
9095	D. A.	F.	U.S.A.	4	....	....	....	6	25
5153	M. H. T.	F.	England	13	....	....	9	5	16
8143	M. M. M.	F.	U.S.A.	....	5	....	2	11	3
8648	B. M.	F.	U.S.A.	3	....	....	....	10	12
9287	R. H.	F.	U.S.A.	2	....	....	....	3	2

PART II.—FINANCIAL.

BURSAR'S REPORT.

ESSONDALE, B.C., January 5th, 1928.

A. L. Crease, Esq., M.D., C.M.,
General Medical Superintendent of Mental Hospitals,
Essondale, B.C.

SIR,—I have the honour to submit herewith balance-sheets and other statements which cover the financial operations of the Mental Hospitals of British Columbia for the fiscal year ended March 31st, 1927.

Revenue.—Amounts received from the general public and certain departments of the Dominion Government for maintenance of patients totalled $98,673.90, a decrease of $7,145.63 from the collections of the preceding year. This reduction does not mean that the maintenance of a less number of patients has been paid, but that in the previous year considerable sums were realized from estates, etc., which represented the cost of keeping certain patients for a number of years. Every effort is made to collect maintenance, but, as is only to be expected, the big majority of our patients are indigent when admitted.

Expenditures.—It will be seen from a reference to Table D that the total gross operating expenditure of the three institutions amounted to $724,033.31. This total includes considerable sums which were paid to Colony Farm for produce purchased at market prices. It shows an increase of $47,268.31 over the previous fiscal year, which is accounted for largely by the increased patient population and to a lesser degree by the more advanced methods in use in the admission and psychopathic departments of the Hospital.

The net expenditure for the three institutions was $625,359.41, compared with $570,946.07 for the preceding year, an increase of $54,413.37. The total average population for the year was 2,064.78, so that the net *per capita* cost was 82.98 cents per day, an increase of 1.85 cents per patient per day over the figure of 81.13 cents for the fiscal year 1925–26.

The following is a comparison of the expenditure under the more salient sections of our appropriations:—

PUBLIC HOSPITAL FOR INSANE, NEW WESTMINSTER.

Salaries.—Expenditure for this year was $82,529.40, an increase of $1,732.38 over the 1925–26 figures, but a decrease in *per capita* cost of $5.572 for the year.

Travelling Expenses, Fuel, Water, Light and Power, and Clothing.—There is little change to be noted in these departments.

Repairs and Renewals.—Expenditure for the year was $11,262.86, an increase of $3,726.51, accounted for by the fact that wards were completely renovated.

Provisions.—Expenditure for the year was $45,075.10, compared with $50,250.99 for 1925–26, a reduction of $5,175.89, or a *per capita* reduction of $13.042 for the year.

MENTAL HOSPITAL, ESSONDALE.

Salaries.—Expenditures under this heading again show a considerable increase, the figures for this year being $179,090.42, an increase of $14,077.64. Increases in salaries of attendants and medical staff are to some extent responsible for this increase, but our constantly increasing patient population demands a proportionately increasing staff.

Office Supplies and Travelling Expenses.—There is little change from last year to note in these departments.

Fuel, Water, Light, and Power.—We are able to show a decrease in all these departments. That in the case of water, light, and power is only slight, but the reduction of some $8,000 in the cost of fuel consumed is considered satisfactory and is the result of our newly installed central heating plant.

Renewals and Repairs.—Expenditure for the year was $12,334.41, a reduction of $11,516.96 from an expenditure of $23,851.37 in the preceding year. It should, however, be noted that,

under the system of handling this account through the Public Works Department, it was necessary to make a number of entries under the "Incidentals and Unforeseen" heading which were in previous years charged to Renewals and Repairs Account. Incidental expenses consequently show a proportionable increase.

Provisions.—Expenditure for year was $147,354.80, an increase of $1,793.94, due to the larger population. A very heavy item in this account is the sum paid to Colony Farm for their produce, which is purchased at market prices and paid from the vote, constituting their revenue.

Clothing and Boots.—Expenditures for the year amounted to $37,466.88, a considerable increase over last year's figures. The *per capita* cost of this item is higher at Essondale than at the other hospitals because of the very big proportion of male patients and the large number of working patients on land and public improvements. Uniforms for attendants are also charged under this heading.

Medical and Surgical Supplies.—Expenditures for the year were $6,364.73, an increase of about $800 over previous year. This account includes, besides drugs and surgical instruments, all X-ray, dental, and optical supplies.

Examination, Committal, and Transportation.—Expenditure for the year was $9,651.30, an increase of $1,731.28 over the preceding year. Beyond satisfying ourselves that the person for whom the expenditure was incurred by the Provincial Police was admitted to the Hospital, we have no control over this account.

Incidentals and Unforeseen.—Expenditure for the year was $28,212.97, an increase of $15,096.88 over last year, which is explained by remarks under heading of "Repairs and Renewals" and due principally to the fact that appropriations for maintenance and repairs were taken out of this vote and Public Works Department only allowed those things directly going into repairs of public buildings.

SAANICH HOSPITAL.

There is little change to note in the operating cost of this institution from last year, but the *per capita* cost was slightly higher. This is accounted for by the fact that a large proportion of the cost of improvements to buildings and grounds was charged to Maintenance Account.

CAPITAL EXPENDITURES.

The only expenditure under this heading at Essondale was $9,328.86 for completion of cottages for medical staff. At Saanich the sum of $16,291.71 was expended for new laundry and dining-room, alteration of building to provide new wards, and the furnishing of them.

All of which is respectfully submitted.

GOWAN MACGOWAN,
Bursar.

PUBLIC HOSPITAL FOR INSANE, NEW WESTMINSTER.

Balance-sheet, March 31st, 1927.

Assets.

Land		$80,000.00
Cemetery		610.89
Buildings		497,134.20
Plant and equipment		21,200.82
Furniture and fixtures		17,900.00
Inventories (unissued stores)—		
Provisions	$4,103.58	
Fuel	1,950.00	
Furniture and fixtures	4,461.34	
Maintenance and repairs	2,042.75	
Clothing	4,894.48	
Miscellaneous	214.39	
		17,666.54
Deficit (cost of operations, 1926–27)		156,749.05
		$791,261.50

Liabilities.

Government of Province of British Columbia	$791,261.50

Profit and Loss Account, 1926–27.

Salaries	$82,529.40	
Office supplies	1,624.85	
Travelling expenses	319.28	
Fuel, water, light, and power	23,632.85	
Maintenance and repairs	11,262.86	
Furniture and fixtures	3,340.34	
Provisions	45,075.10	
Uniforms and clothing	3,257.31	
Medical and surgical supplies	1,496.41	
Examinations, committals, and transportation	10.00	
Incidentals and unforeseen	12,846.30	
Patient-labour (Colony Farm)		$1,000.00
Collections for year to Treasury		27,645.65
Net operating cost for year		156,749.05
	$185,394.70	$185,394.70



PROVINCIAL MENTAL HOSPITAL (BRANCH) AT NEW WESTMINSTER, B.C.

PROVINCIAL MENTAL HOSPITAL, ESSONDALE.

Balance-sheet, March 31st, 1927.

Assets.

Land		$116,913.80
Buildings		1,619,806.56
Furniture and fixtures		113,671.97
Plant and equipment		52,990.59
Inventories (unissued stores)—		
Provisions	$7,659.61	
Clothing	4,522.31	
Furniture and fixtures	3,926.04	
Miscellaneous	89.40	
Fuel	2,709.00	
Maintenance and repairs	5,561.07	
		24,467.43
Colony Farm		2,635.00
Deficit (cost of operations, 1926–27)		407,900.25
		$2,338,385.60

Liabilities.

Government of Province of British Columbia	$2,338,385.60

Profit and Loss Account, 1926–27.

Salaries	$179,090.42	
Office supplies	4,072.50	
Travelling expenses	1,058.57	
Fuel, water, light, and power	51,820.74	
Maintenance and repairs	12,334.41	
Furniture and fixtures	12,416.01	
Provisions	147,354.80	
Uniforms and clothing	37,466.88	
Medical and surgical supplies	6,364.73	
Examinations, committals, and transportation	9,651.30	
Incidentals and unforeseen	28,212.97	
Collections for year to Treasury		$63,943.08
Patient-labour (Colony Farm)		18,000.00
Net operating cost for year		407,900.25
	$489,843.33	$489,843.33

MENTAL HOME, SAANICH.

Balance-sheet, March 31st, 1927.

Assets.

Land		$12,100.00
Buildings		243,382.05
Furniture and fixtures		16,663.15
Automobile, live stock, etc.		5,478.30
Airing and recreation court		750.00
Inventories—		
Provisions	$380.50	
Clothing	880.83	
Miscellaneous	203.85	
Fuel	40.75	
Furniture and fixtures	317.30	
Maintenance and repairs	122.81	
		1,946.04
Deficit (cost of operations, 1926–27)		60,710.11
		$341,029.65

Liabilities.

Government of Province of British Columbia	$341,029.65

Profit and Loss Account, 1926–27.

Salaries	$23,557.98	
Office supplies	686.44	
Travelling expenses	118.74	
Fuel, water, light, and power	6,008.49	
Maintenance and repairs	7,230.83	
Furniture and fixtures	481.61	
Provisions	15,540.46	
Clothing	5,251.08	
Medical and surgical supplies	480.90	
Examinations, committals, and transportation	45.85	
Incidentals and unforeseen	8,392.90	
Collections for year to Treasury		$7,085.17
Net cost of operations		60,710.11
	$67,795.28	$67,795.28

FINANCIAL TABLES.

TABLE A.—SHOWING THE AVERAGE NUMBER OF PATIENTS IN RESIDENCE EACH YEAR, THE TOTAL AMOUNTS SPENT FOR MAINTENANCE, AND THE GROSS PER CAPITA COST.

Year.	Average Number in Residence.	Maintenance Expenditure.	*Per Capita* Cost.
1872 (81 days)	16.57	$ 2,265 25	$616 00
1873	16.07	7,841 94	487 98
1874	16.76	8,232 41	491 20
1875	27.42	9,892 38	360 77
1876	36.41	12,558 18	344 91
1877	34.61	12,917 17	373 26
1878	36.52	13,985 05	382 93
1879	38.17	10,253 72	268 63
1880	45.42	10,552 18	232 32
1881	47.18	10,691 76	226 62
1882	47.86	11,343 65	237 02
1883	48.73	11,829 11	242 75
1884	48.70	11,843 94	243 20
1885	54.67	15,555 87	284 54
1886	59.11	15,334 43	259 42
1887	73.55	15,945 22	216 70
1888	79.43	16,261 06	204 72
1889	71.30	15,657 79	219 60
1890	78.78	17,577 80	223 13
1891	119.87	21,757 03	181 50
1892	125.24	23,518 37	187 80
1893	133.92	25,904 98	193 36
1894	148.64	26,495 83	178 25
1895	162.97	31,587 89	193 83
1896	171.43	32,001 40	186 67
1897	188.91	36,224 76	191 75
1898	216.53	46,420 25	214 38
1899	226.44	54,917 45	242 52
1900	243.24	59,349 20	244 00
1901	269.56	55,406 08	205 54
1902	296.62	55,345 65	186 59
1903	332.23	59,353 57	178 65
1904	351.55	66,052 76	187 89
1905	340.90	63,342 07	185 80
1906	374.57	66,596 69	177 79
1907	419.24	74,874 64	178 59
1908	490.80	90,269 49	183 92
1909	526.85	96,586 32	183 32
1910	563.33	103,900 44	184 43
1911	641.02	126,782 50	197 78
1912	736.72	130,924 06	177 71
1913, M.H., New Westminster	550.54	119,663 71	217 36
1913, M.H., Essondale (9 months)	384.07	71,079 84	184 76
1914, M.H., New Westminster	487.24	125,981 45	258 56
1914, M.H., Essondale	489.07	131,420 44	268 36
1915, M.H., New Westminster	515.74	123,021 70	238 53
1915, M.H., Essondale	560.56	123,878 43	220 99
1916, M.H., New Westminster	524.17	116,052 21	221 40
1916, M.H., Essondale	633.13	155,698 37	245 91
1917, M.H., New Westminster	535.66	124,124 68	231 72
1917, M.H., Essondale	716.35	166,231 51	232 05
1918, M.H., New Westminster	585.38	156,574 85	267 47
1918, M.H., Essondale	752.78	222,097 37	295 03
1919–20, M.H., New Westminster (15 months)	562.12	236,631 90	420 97
1919–20, M.H., Essondale (15 months)	755.46	357,630 99	473 38
1919–20, M.H., Saanich (373 days)	90.51	40,433 28	446 72
1920–21, M.H., New Westminster	567.47	233,486 76	411 44
1920–21, M.H., Essondale	834.10	336,585 35	403 52
1920–21, M.H., Saanich	108.67	51,995 87	478 47
1921–22, M.H., New Westminster	596.07	210,887 45	353 79
1921–22, M.H., Essondale	890.32	321,150 35	360 71
1921–22, M.H., Saanich	120.05	47,860 96	398 67
1922–23, M.H., New Westminster	603.40	214,672 13	355 77
1922–23, M.H., Essondale	942.60	312,955 52	332 01
1922–23, M.H., Saanich	127.57	47,215 01	370 11
1923–24, M.H., New Westminster	628.85	219,277 02	348 69
1923–24, M.H., Essondale	963.83	334,227 39	346 76
1923–24, M.H., Saanich	139.69	53,597 29	383 68
1924–25, M.H., New Westminster	620.23	201,023 79	324 11
1924–25, M.H., Essondale	1,046.78	385,160 68	367 94
1924–25, M.H., Saanich	156.28	58,715 33	375 70
1925–26, M.H., New Westminster	612.28	182,864 26	298 66
1925–26, M.H., Essondale	1,151.21	454,409 02	394 72
1925–26, M.H., Saanich	164.55	59,792 32	363 37
1926–27, M.H., New Westminster	652.98	185,394 70	283 92
1926–27, M.H., Essondale	1,238.81	489,843 33	395 41
1926–27, M.H., Saanich	172.99	67,795 28	391 90

TABLE B.—SHOWING ANALYSIS OF THE PER CAPITA COST.

Year.	Salaries.	Provisions.	Clothing.	Fuel and Light.	Furniture.	Medicines.	Miscellaneous.	Total.
1872	$279 38	$184 03	$55 81	$22 44	$15 55	$10 18	$49 30	$616 69
1873	221 48	166 81	14 55	23 65	21 59	7 74	32 16	487 98
1874	231 10	152 10	22 07	23 98	28 36	7 78	25 81	491 20
1875	153 82	113 40	13 98	16 88	25 45	6 73	30 51	360 77
1876	143 34	114 45	18 68	22 75	17 90	2 86	24 93	344 91
1877	177 15	126 75	20 69	4 66	20 75	3 74	19 52	373 26
1878	176 16	124 23	30 43	13 94	7 20	9 16	21 82	382 93
1879	134 27	95 10	3 25	15 91	6 39	6 31	7 40	268 63
1880	111 84	87 71	5 74	14 06	6 00	3 63	3 34	332 32
1881	112 44	81 14	6 86	12 73	5 55	2 56	5 34	226 62
1882	121 51	84 52	7 05	12 30	4 54	3 49	3 61	237 02
1883	123 81	92 56	6 03	11 04	4 26	2 24	2 82	242 75
1884	124 02	90 64	7 03	12 43	4 14	2 77	2 18	243 20
1885	169 05	84 33	6 33	15 05	3 90	2 93	2 95	284 54
1886	159 03	69 35	5 49	16 20	3 72	1 59	4 04	259 42
1887	127 80	59 10	5 88	15 38	3 88	93	3 81	216 78
1888	118 34	60 47	4 41	13 90	3 11	2 09	2 40	204 72
1889	131 70	59 11	7 20	12 93	4 13	2 07	2 46	219 60
1890	121 54	62 77	9 02	17 31	4 00	1 29	7 19	223 12
1891	88 35	54 79	3 83	20 43	3 40	1 89	8 81	181 50
1892	94 25	56 74	4 69	20 53	3 35	1 80	6 42	187 80
1893	95 50	53 55	5 43	22 60	3 39	2 69	10 20	193 36
1894	87 76	57 07	5 25	18 83	2 98	1 43	4 93	178 25
1895	90 83	61 15	9 90	20 41	2 51	3 10	5 93	193 83
1896	89 13	55 93	6 30	20 29	2 56	3 63	8 83	186 67
1897	89 09	58 18	8 36	19 11	2 95	3 86	10 20	191 75
1898	94 68	69 43	9 94	21 82	2 76	5 12	10 62	214 37
1899	113 31	72 91	8 31	33 96	2 50	2 73	8 80	242 52
1900	116 04	72 62	9 06	32 10	2 15	1 71	10 32	244 00
1901	99 16	66 65	10 12	18 52	3 25	1 07	6 77	205 54
1902	87 47	61 13	7 95	15 25	4 13	1 20	9 46	186 59
1903	82 36	57 86	8 58	14 77	3 24	1 91	9 93	178 65
1904	87 43	60 01	6 85	17 84	4 48	2 10	9 18	187 89
1905	92 17	54 09	5 99	17 93	3 83	2 03	9 76	185 80
1906	88 76	53 15	5 16	15 92	3 57	1 21	10 02	177 79
1907	89 18	48 47	5 81	19 82	3 02	1 57	10 72	178 59
1908	90 93	49 17	6 61	17 63	4 56	1 79	13 23	183 92
1909	94 27	53 41	8 16	13 02	2 78	84	10 84	183 32
1910	95 97	48 43	7 87	21 32	2 02	1 15	7 67	184 43
1911	97 44	58 08	9 39	18 84	1 12	1 87	11 04	197 78
1912	78 40	56 37	10 09	19 36	1 79	1 50	10 20	177 71
1913, M.H., New West.	102 37	54 07	9 43	25 27	4 74	3 21	18 27	217 36
1913, M.H., Essondale.	93 56	49 90	5 50	25 13	55	1 02	14 10	184 76
1914, M.H., New West.	115 72	68 15	2 99	24 13	69	2 64	44 24	258 56
1914, M.H., Essondale.	113 06	81 42	15 49	28 93	4 14	1 19	24 13	268 36
1915, M.H., New West.	110 94	64 32	7 57	20 30	....	1 88	33 52	238 53
1915, M.H., Essondale.	95 25	62 84	9 44	24 87	1 14	56	26 89	220 99
1916, M.H., New West.	105 89	74 96	2 58	18 52	....	1 45	18 00	221 40
1916, M.H., Essondale.	89 26	75 18	17 76	26 96	4 98	42	31 35	245 91
1917, M.H., New West.	103 41	72 20	10 52	18 29	....	2 38	24 92	231 72
1917, M.H., Essondale.	83 57	79 98	18 92	23 39	4 77	81	20 61	232 05

This accounting system discontinued in 1917, and new system installed as per Table B 1.

TABLE B 1.—SHOWING ANALYSIS OF THE GROSS PER CAPITA COST.

Year.	Salaries.	Office Supplies.	Travelling Expenses.	Fuel, Water, Light.	Repairs and Renewals.	Furniture and Fixtures, Bedding, etc.	Provisions.	Clothing, Boots, and Slippers.	Medical and Surgical Supplies.	Examination, Committal, and Transportation.	Incidentals and Unforeseen.	Total Gross.
1918, New Westminster	$102.815	$2.133	$0.097	$27.186	$3.706	$9.547	$ 99.989	$ 7.103	$2.102	$4.103	$8.694	$267.47
1918, Essondale.....	96.777	3.000	0.482	33.378	5.849	8.438	118.888	17.235	1.663	0.060	9.266	295.03
1919-20, New Westminster (15 months)..	168.789	4.375	0.581	45.794	19.216	10.052	133.599	5.467	5.061	14.230	13.806	420.970
1919-20, Essondale (15 months).....	155.850	3.812	1.218	47.000	31.584	12.414	176.575	27.488	2.118	1.466	13.856	473.381
1919-20, Saanich (373 days).....	160.550	4.954	3.372	41.927	15.894	10.336	140.601	26.270	1.931	6.183	34.708	446.726
1920-21, New Westminster	150.462	3.535	0.513	39.685	20.993	18.365	122.845	17.038	6.392	13.549	18.069	411.446
1920-21, Essondale	132.321	3.754	1.399	35.996	21.890	13.587	147.415	35.304	3.037	0.279	8.542	403.524
1920-21, Saanich.....	153.924	2.070	1.783	54.736	30.275	6.054	131.475	31.359	5.173	0.140	61.481	479.470
1921-22, New Westminster	144.045	3.970	0.497	44.814	17.728	14.369	86.339	4.389	4.696	14.946	18.000	353.793
1921-22, Essondale.....	129.591	3.297	1.067	40.826	22.747	13.707	107.869	30.224	3.496	0.367	7.517	360.708
1921-22, Saanich.....	138.346	2.969	0.733	55.268	23.679	5.737	103.156	31.713	4.031	2.370	30.669	398.671
1922-23, New Westminster	144.877	3.494	1.239	42.666	22.433	20.444	75.445	16.029	3.709	13.563	11.871	355.770
1922-23, Essondale.....	127.194	2.919	1.015	41.376	15.166	8.231	102.448	24.417	3.029	0.283	5.935	332.013
1922-23, Saanich.....	137.779	2.158	0.407	49.071	17.080	2.501	88.571	28.202	1.914	0.180	42.247	370.110
1923-24, New Westminster	142.955	2.732	0.276	36.929	31.064	13.200	79.364	7.694	3 547	12.059	18.875	348.695
1923-24, Essondale	128.232	3.238	0.861	44.373	16.333	10.553	108.906	26.534	3.216	0.463	4.060	346.769
1923-24, Saanich	133.649	2.698	0.545	45.671	33.747	9.539	88.960	29.984	2.257	0.747	35.890	383.687
1924-25, New Westminster	134.322	3.565	0.344	35.649	21.847	9.577	78.248	10.616	3.871	13.720	12.352	324.111
1924-25, Essondale.....	128.377	3.628	0.775	44.910	24.940	7.969	109.162	28.426	5.440	0.628	13.693	367.948
1924-25, Saanich.....	136.865	3.685	0.484	38.149	34.051	8.607	84.704	24.712	1.682	0.684	42.082	375.705
1925-26, New Westminster	131.961	2.438	0.481	36.481	12.309	13.866	82.072	5.692	3.411	0.036	9.914	298.661
1925-26, Essondale.....	143.339	3.623	0.944	47.644	20.719	7.856	126.442	21.034	4.848	6.879	11.395	394.723
1925-26, Saanich.....	134.600	3.218	0.765	34.378	26.027	6.322	89.641	29.856	1.609	0.371	36.581	363.368
1926-27, New Westminster	126.389	2.488	0.489	36.192	17.248	5.116	69.030	4.988	2.292	0.015	19.673	283.920
1926-27, Essondale.....	144.566	3.287	0.854	41.831	9.957	10.023	118.948	30.244	5.138	7.791	22.775	395.414
1926-27, Saanich.	136.181	3.968	0.672	34.738	41.799	2.784	89.839	30.355	2.780	0.265	48.521	391.902

TABLE C.—SHOWING THE TOTAL EXPENDITURE OF THE MENTAL HOSPITAL ANNUALLY SINCE ITS INCEPTION, ANALYSED UNDER ITS VARIOUS HEADINGS.

Year.	Salaries.	Provisions.	Clothing.	Fuel and Light.	Furniture (estimat'd)	Medicines, etc.	Miscellaneous.	Total of Current Expenditure.	Expenditure on Capital Account.			
									New Furniture.	Library.	Surgical Instruments.	Lands and Works.
1872-87	$91,899 70	$59,567 24	$6,482 84	$9,317 03	$5,331 52	$2,307 04	$6,131 55	$181,042 26	$2,600 00	.....	.....	$917 26
1888	9,399 96	4,803 57	350 17	1,103 86	247 24	165 60	190 66	16,261 06	.....	.....	$ 32 00	224 34
1889	9,390 62	4,214 19	513 73	922 00	293 69	147 76	175 80	15,657 79	.....	.....	.....	625 56
1890	9,575 13	4,945 57	710 64	1,363 52	315 28	101 90	565 96	17,577 80	2,800 00	.....	.....	2,181 91
1891	10,590 28	6,568 27	459 58	2,449 09	406 84	226 31	1,056 66	21,757 03	900 00	.....	.....	1,001 86
1892	11,803 83	7,106 64	587 48	2,571 26	418 82	226 19	804 15	23,518 37	.....	.....	.....	433 99
1893	12,790 28	7,172 53	729 38	3,029 00	452 55	362 08	1,369 16	25,904 98	650 00	$ 19 00	10 75	718 49
1894	13,044 16	8,492 53	771 05	2,799 87	442 69	212 86	732 67	26,495 83	200 00	.....	.....	170 32
1895	14,802 47	9,963 54	1,611 96	3,324 54	419 01	502 90	963 47	31,587 89	1,800 00	.....	.....	1,915 28
1896	15,280 62	9,588 22	1,079 85	3,479 46	439 36	623 24	1,511 05	32,001 40	800 00	.....	148 01	1,126 74
1897	16,829 76	10,991 05	1,579 08	3,610 03	557 97	728 73	1,928 14	36,224 76	1,200 00	5 15	19 00	848 38
1898	20,502 31	15,032 71	2,153 11	4,725 96	598 05	1,109 66	2,298 45	46,420 25	2,700 00	.....	6 39	5,320 30
1899	25,658 15	16,511 05	1,882 13	7,690 35	566 86	617 27	1,991 64	54,917 45	1,300 00	8 60	.....	2,518 80
1900	28,224 96	17,665 60	2,203 97	7,807 15	521 96	415 10	2,510 46	59,349 20	2,400 00	29 10	11 89	1,806 10
1901	26,729 01	17,967 31	2,727 11	4,993 67	875 30	288 40	1,823 28	55,406 08	1,840 53	25 10	14 65	5,175 20
1902	25,945 89	18,132 13	2,359 90	4,525 45	1,221 87	354 38	2,806 03	55,345 65	1,157 47	104 20	19 20	5,561 42
1903	27,362 37	19,222 50	2,850 19	4,906 22	1,077 73	634 16	3,300 40	59,353 57	1,723 70	111 48	9 00	8,426 70
1904	30,735 95	21,096 19	2,409 34	6,271 55	1,574 84	738 85	3,226 04	66,052 76	1,463 48	132 53	16 95	4,593 88
1905	31,421 45	18,437 99	2,043 45	6,110 76	1,306 22	693 49	3,328 71	63,342 07	1,711 84	91 47	69 15	3,981 72
1906	33,243 80	19,908 19	1,934 15	5,965 32	1,337 80	453 41	3,754 02	66,596 69	1,365 76	100 30	114 16	5,564 03
1907	37,394 21	20,326 99	2,439 64	8,314 36	1,265 63	655 66	4,498 15	74,874 64	4,352 22	150 88	144 63	9,410 66
1908	44,626 20	24,132 49	3,244 77	8,652 81	2,239 68	877 40	6,496 14	90,269 49	5,646 86	127 50	91 01	10,775 00
1909	49,665 85	28,142 65	4,298 91	6,856 11	1,465 79	441 59	5,715 42	96,586 32	2,598 95	89 58	21 30	16,615 10
1910	54,049 80	27,278 49	4,437 29	12,014 30	1,141 57	653 09	4,325 90	103,900 44	4,043 58	139 76	9 50	12,465 08
1911	62,453 00	37,229 56	6,020 57	12,079 62	722 10	1,200 92	7,076 73	126,782 50	11,169 78	154 75	43 82	14,429 02
1912	57,755 68	41,531 72	7,433 68	14,266 18	1,318 66	1,105 82	7,512 32	130,924 06	4,477 21	187 46	301 15	13,144 06
1913, New Westminster.	56,359 76	29,767 27	5,191 33	13,909 72	2,608 03	1,767 42	10,060 18	119,663 71	4,697 77	131 93	69 13	17,701 00
1913, Essondale. (9 mos.)	35,993 98	17,271 35	2,117 73	9,669 99	208 76	395 80	5,422 23	71,079 84	46,680 54	212 79	.....	14,904 63
1914, New Westminster.	56,381 62	33,204 11	1,455 28	11,758 11	338 03	1,286 68	21,557 62	125,981 45	.....	4,417 50	.....	10,117 16
1914, Essondale	55,364 40	39,873 66	7,585 71	14,168 66	2,026 29	584 23	11,817 49	131,420 44	1,087 31	.....	.....	4,236 37
1915, Essondale	53,392 50	35,225 51	5,287 03	13,942 39	639 67	316 87	15,074 46	123,878 43	841 31	.....	.....	4,628 99
1915, New Westminster.	57,217 21	33,174 90	3,902 49	10,469 03	.....	969 58	17,288 49	123,021 70	1,044 11	.....	.....	5,910 38
1916, New Westminster.	55,501 35	39,294 07	1,349 48	9,696 04	.....	777 94	9,433 33	116,052 21	1,395 09	.....	.....	8,623 88
1916, Essondale	56,515 64	47,601 27	11,242 29	17,066 96	3,154 13	268 96	19,849 12	155,698 37	2,418 80	.....	.....	14,402 82
1917, New Westminster.	55,393 19	38,674 92	5,639 40	9,795 36	.....	1,275 54	13,346 27	124,124 68	1,538 13	.....	.....	3,455 96
1917, Essondale	59,862 30	57,294 25	13,555 03	16,759 02	3,415 42	578 58	14,766 91	166,231 51	1,611 63	.....	.....	10,515 80

Above system discontinued in 1917. *See* new Table C1.

TABLE C 1.—SHOWING GROSS EXPENDITURE IN PROFIT AND LOSS ACCOUNTS FOR YEAR ANALYSED UNDER ITS VARIOUS HEADINGS.

Year.	Salaries.	Office Supplies and Postage.	Travelling Expenses.	Fuel, Water, Light, and Power.	Repairs and Renewals.	Furniture and Fixtures, Bedding, etc.	Provisions.	Clothing, Boots, and Slippers.	Medical and Surgical Supplies.	Examination, Committal, and Transportation.	Incidentals and Unforeseen.	Total Gross.
1918, New Westminster	$60,185 88	$1,248 42	$ 57 32	$15,913 89	$2,169 74	$5,588 44	$58,531 74	$ 4,157 86	$1,230 61	$2,401 62	$5,089 33	$156,574 85
1918, Essondale..	72,853 08	2,258 13	363 14	25,126 54	4,403 10	6,351 27	89,496 23	12,974 41	1,252 08	44 75	6,975 64	222,097 37
1919-20 New Westminster (15 months) ..	94,878 17	2,459 16	326 40	25,741 44	10,801 50	5,650 38	75,097 52	3,073 27	2,844 64	7,998 75	7,760 67	236,631 90
1919-20, Essondale (15 months)	117,738 67	2,879 47	920 30	35,512 26	23,860 37	9,380 10	133,395 18	20,766 40	1,601 14	1,107 67	10,469 43	357,630 99
1919-20, Saanich (373 days).....	14,531 52	448 35	305 12	3,794 84	1,438 56	935 58	12,725 70	2,377 75	174 86	559 65	3,141 35	40,433 28
1920-21, New Westminster	85,383 61	2,006 14	291 39	22,520 67	11,912 85	10,421 97	69,711 30	9,668 82	3,627 47	7,689 08	10,253 46	233,486 76
1920-21, Essondale	111,370 33	3,131 52	1,167 54	30,025 06	18,258 58	11,332 97	122,960 16	29,447 19	2,533 64	232 90	7,125 46	336,585 35
1920-21, Saanich.....	16,726 99	224 99	193 75	5,948 25	3,290 09	657 94	14,287 41	3,407 80	562 19	15 30	6,681 16	51,995 87
1921-22, New Westminster	85,860 99	2,366 35	296 18	26,712 36	10,567 17	8,565 23	51,464 33	2,616 60	2,799 47	8,909 28	10,729 49	210,887 45
1921-22, Essondale.....	115,377 91	2,936 02	950 70	36,349 87	20,252 26	12,203 99	96,038 30	26,908 88	3,112 77	326 95	6,692 70	321,150 35
1921-22, Saanich.	16,608 43	356 43	88 09	6,634 95	2,842 77	688 81	12,383 94	3,807 19	483 98	284 55	3,681 82	47,860 96
1922-23, New Westminster	87,418 62	2,108 55	748 09	25,744 02	13,535 73	12,336 12	45,523 72	9,671 91	2,238 03	8,184 17	7,163 17	214,672 13
1922-23, Essondale.....	119,893 08	2,751 73	956 87	39,001 61	14,294 78	7,758 72	96,566 16	23,015 70	2,855 80	266 71	5,594 36	312,955 52
1922-23, Saanich.....	17,576 53	275 34	51 94	6,260 04	2,178 95	319 05	11,298 85	3,597 70	244 20	23 05	5,389 36	47,215 01
1923-24, New Westminster	89,897 30	1,718 10	173 73	23,222 78	19,534 84	8,300 42	49,908 08	4,838 59	2,230 37	7,582 92	11,869 89	219,277 02
1923-24, Essondale.....	123,593 61	3,121 27	830 08	42,768 31	15,742 49	10,171 44	104,967 04	25,574 14	3,099 20	446 64	3,913 17	334,227 39
1923-24, Saanich	18,669 43	376 95	76 17	6,379 77	4,713 95	1,332 50	12,426 85	4,188 52	315 36	104 32	5,013 47	53,597 29
1924-25, New Westminster	83,310 64	2,211 67	213 65	22,110 07	13,549 91	5,939 92	48,531 79	6,584 38	2,400 84	8,509 66	7,661 26	201,023 79
1924-25, Essondale.....	134,384 13	3,797 58	810 85	47,012 91	26,108 94	8,341 29	114,271 63	29,746 35	5,695 07	657 72	14,334 21	385,160 68
1924-25, Saanich.....	21,389 22	576 00	75 60	5,961 84	5,321 53	1,345 19	13,237 52	3,862 06	262 78	107 00	6,576 59	58,715 33
1925-26, New Westminster	80,797 02	1,492 95	294 34	22,336 93	7,536 35	8,489 70	50,250 99	3,485 32	2,088 30	22 00	6,070 36	182,864 26
1925-26, Essondale.....	165,012 78	4,171 61	1,087 22	54,849 27	23,851 37	9,043 86	145,560 86	24,214 78	5,581 16	7,920 02	13,116 09	454,409 02
1925-26, Saanich.....	22,148 05	529 44	125 95	5,657 16	4,282 85	1,040 26	14,750 44	4,912 85	264 77	61 15	6,019 40	59,792 32
1926-27, New Westminster	82,529 40	1,624 85	319 28	23,632 85	11.262 86	3,340 34	45,075 10	3,257 31	1,496 41	10 00	12,846 30	185,394 70
1926-27, Essondale.....	179,090 42	4,072 50	1,058 57	51,820 74	12,334 41	12,416 01	147,354 80	37,466 88	6,364 73	9,651 30	28,212 97	489,843 33
1826-27, Saanich.....	23,557 98	686 44	118 74	6,008 49	7,230 83	481 61	15,540 46	5,251 08	480 90	45 85	8,392 90	67,795 28

TABLE D.—SUMMARY STATEMENT SHOWING THE GROSS AND NET PER CAPITA COST OF PATIENTS IN THE THREE INSTITUTIONS.

Public Hospital for Insane, New Westminster—			
Total maintenance vouchers		$191,520.40	
Proportion headquarters vouchers		3,713.53	
Maintenance and repairs (Public Works Department)		9,300.16	
Essondale Account		50.00	
Inventories, March 31st, 1926		15,122.45	
		$219,706.54	
Less Essondale Clothing Account	$14,970.30		
,, Saanich Clothing Account	890.00		
,, Colony Farm Account	1,785.00		
,, inventories, March 31st, 1927	17,666.54		
		35,311.84	
Total, Public Hospital for Insane, New Westminster			$184,394.70
Provincial Mental Hospital, Essondale—			
Total maintenance vouchers		$463,772.04	
Proportion headquarters vouchers		7,427.05	
Maintenance and repairs (Public Works Department)		10,271.85	
New Westminster Clothing Account		14,970.30	
Inventories, March 31st, 1926		30,605.27	
		$527,046.51	
Less supplies to Colony Farm	$12,685.75		
,, patient-labour, Colony Farm	18,000.00		
,, New Westminster Account	50.00		
,, inventories, March 31st, 1927	24,467.43		
		55,203.18	
Total, Mental Hospital, Essondale			471,843.33
Mental Home, Saanich—			
Total maintenance vouchers		$58,961.72	
Proportion headquarters vouchers		1,856.77	
Maintenance and repairs (Public Works Department)		5,623.37	
New Westminster Clothing Account		890.00	
Inventories, March 31st, 1926		2,409.46	
		$69,741.32	
Less inventories, March 31st, 1927		1,946.04	
Total, Mental Home, Saanich			67,795.28
Total operating expense for the three institutions			$724,033.31
Less collections remitted to Treasury—			
Public Hospital for Insane, New Westminster		$27,645.65	
Mental Hospital, Essondale		63,943.08	
Mental Home, Saanich		7,085.17	
			98,673.90
Total net expense for the three institutions			$625,359.41

Total daily average population for the three institutions, 2,064.78, showing a net *per capita* cost of $302.87 per year, or 82.98 cents per day.



A DAY-ROOM, ACUTE BUILDING, ESSONDALE.

TABLE E.—EXPENSE AND REVENUE STATEMENT OF THE NEW WESTMINSTER HOSPITAL FOR 12 MONTHS ENDED MARCH 31ST, 1927.

Operating Expense Accounts.

Operating expenditure by voucher—		
Salaries—		
Clerical and medical staff	$8,410.93	
Other employees	76,728.75	
		$85,139.68
Office supplies—		
Books and journals	$176.27	
Postage and office supplies	645.64	
Telephone and telegrams	508.02	
		1,329.93
Travelling expenses		150.39
Fuel, water, light, and power—		
Fuel	$17,499.70	
Water	2,638.35	
Light and power	3,169.80	
		23,307.85
Maintenance and repairs—		
Janitors' supplies		773.24
Furniture and fixtures—		
Bedding	$1,695.06	
Furniture and fixtures	1,905.75	
Miscellaneous	1,392.39	
		4,993.20
Provisions—		
Groceries	$21,209.63	
Meats	5,881.21	
Fish	2,020.65	
Colony Farm produce	17,899.23	
		47,010.72
Uniforms and clothing—		
Clothing	$13,434.44	
Boots and slippers	1,004.20	
		14,438.64
Medical and surgical supplies—		
Drugs	$482.46	
Surgical instruments	101.95	
Miscellaneous	912.00	
		1,496.41
Examinations, committals, and transportation—		
Transportation		10.00
Incidentals and unforeseen—		
Amusements	$266.25	
Gratuities	5.00	
Funerals	294.62	
Auto-tires	126.59	
Auto-repairs	273.78	
Gasoline and oils	679.23	
Tools and implements	3,493.19	
Carried forward	$5,138.66	$178,650.06

TABLE E.—EXPENSE AND REVENUE STATEMENT OF THE NEW WESTMINSTER HOSPITAL FOR 12 MONTHS ENDED MARCH 31ST, 1927—*Continued.*

Operating Expense Accounts—Continued.

Brought forward	$5,138.66	$178,650.06
Operating expenditure by voucher—*Continued.*		
Incidentals and unforeseen—*Continued.*		
Freight and cartage	86.05	
Miscellaneous	7,645.63	
		12,870.34
Total expenditure for year by voucher		$191,520.40
Maintenance and repairs (expended through Public Works Department)		9,300.16
Proportion headquarters vote		3,713.53
		$204,534.09

Summary of Profit and Loss Accounts.

		Yearly *Per Capita* Cost.
Salaries	$82,529.40	$126.389
Expenses—		
Office supplies	1,624.85	2.488
Travelling expenses	319.28	.489
Fuel, water, light, and power	23,632.85	36.192
Maintenance and repairs	11,262.86	17.248
Furniture and fixtures	3,340.34	5.116
Provisions	45,075.10	69.030
Uniforms and clothing	3,257.31	4.988
Medical and surgical supplies	1,496.41	2.292
Examinations, committals, and transportation	10.00	.015
Incidentals and unforeseen	12,846.30	19.673
	$185,394.70	$283.920
Less patient-labour (against market price for farm produce)	1,000.00	1.531
	$184,394.70	$282.389
Less Revenue Account (maintenance of patients)	27,645.65	42.338
Net cost of patients' maintenance to Government	$156,749.05	$240.051

Remarks.

Total patients in residence, New Westminster, March 31st, 1927	667
Daily average population in New Westminster for year	652.98
Gross maintenance *per capita* cost, one year	$283.92
Gross maintenance *per capita* cost, one day	.778
Net maintenance *per capita* cost, one year	240.05
Net maintenance *per capita* cost, one day	.658

TABLE F.—EXPENSE AND REVENUE STATEMENT OF THE ESSONDALE HOSPITAL FOR 12 MONTHS ENDED MARCH 31ST, 1927.

Operating Expense Accounts.

Operating expenditure by voucher—		
Salaries—		
Medical and clerical staff	$14,574.59	
Other employees	158,016.38	
		$172,590.97
Office supplies—		
Books and journals	$230.45	
Postage and office supplies	1,247.68	
Telegrams and telephone	2,004.54	
		3,482.67
Travelling expenses		720.80
Fuel, water, light, and power—		
Fuel	$34,583.81	
Water	5,833.15	
Light and power	10,467.75	
		50,884.71
Maintenance and repairs—		
Janitors' supplies		2,999.60
Furniture and fixtures—		
Bedding	$2,610.59	
Furniture and fixtures	5,053.70	
Miscellaneous	3,320.75	
		10,985.04
Provisions—		
Groceries	$59,757.15	
Meats	12,952.50	
Fish	4,340.59	
Colony Farm produce	83,750.99	
		160,801.23
Uniforms and clothing—		
Clothing	$13,455.43	
Boots and slippers	3,656.59	
		17,112.02
Medical and surgical supplies—		
Drugs	$2,108.42	
Surgical instruments	650.99	
X-ray and sundry	3,605.32	
		6,364.73
Examinations, committals, and transportation—		
Examinations	$1,104.00	
Committals	52.50	
Transportation	8,494.80	
		9,651.30
Incidentals and unforeseen—		
Amusements	$699.71	
Gratuities	132.52	
Funerals	1,920.00	
Auto-tires	206.60	
Auto-repairs	260.68	
Gasoline and oils	786.46	
Tools and implements	1,142.66	
Carried forward	$5,148.63	$435,593.07

TABLE F.—EXPENSE AND REVENUE STATEMENT OF THE ESSONDALE HOSPITAL FOR 12 MONTHS ENDED MARCH 31ST, 1927—*Continued.*

Operating Expense Accounts—Continued.

Brought forward	$5,148.63	$435,593.07
Operating expenditure by voucher—*Continued.*		
Incidentals and unforeseen—*Continued.*		
Freight and cartage	366.53	
Miscellaneous	22,663.81	
		28,178.97
Total expenditure for year by voucher		$463,772.04
Maintenance and repairs (expended through Public Works Department)		10,271.85
Proportion headquarters vouchers		7,427.05
Public Hospital for Insane Account		14,970.30
		$496,441.24

Summary of Profit and Loss Accounts.

		Yearly *Per Capita* Cost.
Salaries	$179,090.42	$144.566
Expenses—		
Office supplies	4,072.50	3.287
Travelling expenses	1,058.57	.854
Fuel, water, light, and power	51,820.74	41.831
Maintenance and repairs	12,334.41	9.957
Furniture and fixtures	12,416.01	10.023
Provisions	147,354.80	118.948
Clothing	37,466.88	30.244
Medical and surgical supplies	6,364.73	5.138
Examinations, committals, and transportation	9,651.30	7.791
Incidentals and unforeseen	28,212.97	22.775
	$489,843.33	$395.414
Less patient-labour (against market price for farm produce)	18,000.00	14.530
	$471,843.33	$380.884
Less Revenue Account (maintenance of patients)	63,943.08	51.617
Net cost to Government for maintenance of patients	$407,900.25	$329.267

Remarks.

Total patients in residence, Essondale, March 31st, 1927	1,283
Daily average population in Essondale for year	1,238.81
Gross maintenance *per capita* cost, one year	$395.41
Gross maintenance *per capita* cost, one day	1.083
Net maintenance *per capita* cost, one year	329.27
Net maintenance *per capita* cost, one day	.902

Capital Expenditure.

Cottages	$9,328.86

TABLE G.—EXPENSE AND REVENUE STATEMENT OF THE SAANICH HOSPITAL FOR 12 MONTHS ENDED MARCH 31ST, 1927.

Operating Expense Accounts.

Operating expenditure by voucher—		
Salaries—		
Clerical and medical staff	$1,740.00	
Other employees	20,193.11	
		$21,933.11
Office supplies—		
Postage and office supplies	$297.40	
Telegrams and telephone	241.58	
		538.98
Travelling expenses		34.30
Fuel, water, light, and power—		
Fuel	$3,785.80	
Water	945.50	
Light and power	1,124.94	
		5,856.24
Maintenance and repairs—		
Repairs and renewals	$364.02	
Janitors' supplies	1,100.99	
		1,465.01
Furniture and fixtures—		
Bedding	$168.78	
Furniture and fixtures	187.60	
Miscellaneous	203.81	
		560.19
Provisions—		
Groceries	$11,353.82	
Meats	3,132.79	
Fish	1,007.72	
		15,494.33
Uniforms and clothing—		
Clothing	$3,689.21	
Boots, slippers, etc.	452.00	
		4,141.21
Medical and surgical—		
Drugs	$263.60	
Surgical instruments	1.65	
Sundries	215.65	
		480.90
Examinations, committals, and transportation—		
Transportation		45.85
Incidentals and unforeseen—		
Amusements	$684.20	
Funerals	112.00	
Auto-tires	58.30	
Auto-repairs	174.90	
Gasoline and oils	212.96	
Tools and implements	118.05	
Carried forward	$1,360.41	$50,550.12

TABLE G.—EXPENSE AND REVENUE STATEMENT OF THE SAANICH HOSPITAL FOR 12 MONTHS ENDED MARCH 31ST, 1927—*Continued.*

Operating Expense Accounts—Continued.

Brought forward	$1,360.41	$50,550.12
Operating expenditure by voucher—*Continued.*		
Incidentals and unforeseen—*Continued.*		
Freight and cartage	167.44	
Miscellaneous	6,883.75	
		8,411.60
Total expenditure for year by voucher		$58,961.72
Proportion headquarters vouchers		1,856.77
New Westminster Clothing Account		890.00
Maintenance and repairs (expended through Public Works Department)		5,623.37
		$67,331.86

Summary of Profit and Loss Accounts.

		Yearly *Per Capita* Cost.
Salaries	$23,557.98	$136.181
Expenses—		
Office supplies	686.44	3.968
Travelling expenses	118.74	.672
Fuel, light, water, and power	6,008.49	34.738
Maintenance and repairs	7,230.83	41.799
Furniture and fixtures	481.61	2.784
Provisions	15,540.46	89.839
Uniforms and clothing	5,251.08	30.355
Medical and surgical supplies	480.90	2.780
Examinations, committals, and transportation	45.85	.265
Incidentals and unforeseen	8,392.90	48.521
	$67,795.28	$391.902
Less Revenue Account (maintenance of patients)	7,085.17	40.957
Net cost to Government for maintenance of patients	$60,710.11	$350.945

Remarks.

Total patients in residence, March 31st, 1927	175
Daily average population for year	172.99
Gross maintenance *per capita* cost, one year	$391.90
Gross maintenance *per capita* cost, one day	1.073
Net maintenance *per capita* cost, one year	350.94
Net maintenance *per capita* cost, one day	.961

Capital Expenditure.

Laundry and dining-room	$5,264.42
Alteration of buildings	8,412.63
Furniture, new wards	2,614.66

REVENUE OF MENTAL HOSPITALS SINCE INCEPTION.

1873	$ 1,440 99	1898	$ 4,003 79	1919-20, New West...	$45,921 06
1874	680 00	1899	4,769 04	1919-20, Essondale ..	53,740 40
1875	1,342 60	1900	6,893 33	1919-20, Saanich	3,215 39
1876	730 31	1901	12,800 76	1920-21, New West...	38,323 55
1877	799 91	1902	10,926 23	1920-21, Essondale ..	46,418 81
1878	479 42	1903	13,639 64	1920-21, Saanich	3,580 31
1879	867 38	1904	15,004 22	1921-22, New West...	38,409 52
1880	1,433 04	1905	16,613 18	1921-22, Essondale ..	43,078 91
1881	614 99	1906	19,058 42	1921-22, Saanich	4,263 65
1882	505 18	1907	20,753 35	1922-23, New West...	34,148 55
1883	298 24	1908	25,807 83	1922-23, Essondale ..	48,448 69
1884	98 35	1909	25,845 65	1922-23, Saanich	5,698 29
1885	.....	1910	26,137 38	1923-24, New West...	33,407 79
1886	50 00	1911	30,100 20	1923-24, Essondale ..	43,371 30
1887	720 59	1912	35,151 97	1923-24, Saanich	5,616 53
1888	750 00	1913	40,756 56	1924-25, New West...	37,721 99
1889	220 00	1914	42,731 83	1924-25, Essondale ..	49,929 43
1890	599 24	1915, New West.	18,046 21	1924-25, Saanich	6,125 15
1891	761 15	1915, Essondale	16,329 72	1925-26, New West...	35,282 10
1892	2,418 43	1916, New West.	18,135 91	1925-26, Essondale ..	63,151 50
1893	1,585 40	1916, Essondale	21,889 74	1925-26, Saanich	7,385 93
1894	2,709 53	1917, New West.	21,435 93	1926-27, New West...	27,645 65
1895	4,409 23	1917, Essondale	25,350 09	1926-27, Essondale ..	63,943 08
1896	3,741 71	1918, New West.	35,169 86	1926-27, Saanich	7,085 17
1897	3,816 80	1918, Essondale	32,100 14		

TAILOR'S REPORT, 1926–27.

MENTAL HOSPITAL, ESSONDALE.

Uniform suits—		
146 uniform suits at $40	$5,840.00	
117 uniform pants at $10	1,170.00	
		$7,010.00
Patients' clothing—		
246 suits (special) at $22	$5,412.00	
114 suits at $19	2,166.00	
37 pants at $6.50	240.50	
		7,818.50
Stock—		
12 canvas rugs at $5	$60.00	
62 bed-ticks at 35 cents	21.70	
8 camisoles at $1.25	10.00	
2 barber-chair covers at 50 cents	1.00	
14 repair-bags at 50 cents	7.00	
		99.70
Repairs—		
5,555 coats repaired and pressed at 25 cents	$1,388.75	
5,904 pants repaired and pressed at 20 cents	1,180.80	
988 vests repaired and pressed at 15 cents	148.20	
14 canvas rugs at $1	14.00	
		2,731.75
		$17,659.95

PUBLIC HOSPITAL FOR INSANE, NEW WESTMINSTER.

Uniform suits—		
31 uniform suits at $40	$1,240.00	
33 uniform pants at $10	330.00	
		$1,570.00
Stock—		
4 patients' suits (special) at $22	$88.00	
15 patients' suits (two-piece) at $19	285.00	
32 patients' pants at $6.50	208.00	
34 canvas rugs at $5	170.00	
3 overalls at $4	12.00	
50 bed-ticks at 35 cents	17.50	
2 camisoles at $1.25	2.50	
2 vests at $3	6.00	
2 cooks' coats at $2	4.00	
		793.00
Repairs—		
532 coats repaired and pressed at 25 cents	$133.00	
653 pants repaired and pressed at 20 cents	130.60	
167 vests repaired and pressed at 15 cents	25.05	
121 canvas rugs repaired at $1	121.00	
		409.65
		$2,772.65

MENTAL HOME, SAANICH.

Uniform suits—		
19 uniform suits at $40	$760.00	
13 uniform pants at $10	130.00	
		$890.00

MISCELLANEOUS WORK.

Pressing and alterations on patients' private clothing	$84.50

STATEMENT OF TAILOR-SHOP, 1926–27.

Production—			
For Public Hospital for Insane, New Westminster		$2,772.65	
For Mental Hospital, Essondale		17,659.95	
For Mental Home, Saanich		890.00	
Miscellaneous		84.50	
		$21,407.10	
Material on hand, March 31st, 1927		2,886.36	
			$24,293.46
Costs—			
Material on hand, March 31st, 1926		$1,500.46	
Salaries—			
Tailors	$4,920.00		
Seamstresses	2,940.00		
		7,860.00	
Electric power	$50.00		
Electric light	30.00		
		80.00	
Material purchased, 1926–27		12,096.25	
			21,536.71
Profit on operations			$2,756.75

SHOEMAKER'S REPORT, 1926–27.

Public Hospital for Insane, New Westminster.

New work—		
53½ pairs men's boots	$351.50	
24 pairs men's slippers	96.00	
1 pair women's shoes	5.00	
3 pairs women's slippers	14.00	
		$466.50
Repair-work—		
192 pairs men's boots	$395.90	
224 pairs women's boots	313.15	
		709.05
		$1,175.55

Mental Hospital, Essondale.

New work—		
2½ pairs men's boots	$22.50	
6 doz. key-straps	9.60	
		$32.10
Repair-work—		
680 pairs men's boots	$1,350.95	
340 pairs men's slippers	255.75	
		1,606.70
		$1,638.80

Statement of Shoemaker-shop, 1926–27.

Production—		
New Westminster	$1,175.55	
Essondale	1,638.80	
	$2,814.35	
Material on hand, March 31st, 1927	153.02	
		$2,967.37
Costs—		
Salary of Shoemaker	$1,320.00	
Material purchased	824.00	
Light and power	35.00	
Material on hand, March 31st, 1926	324.83	
		2,503.83
Profit on operations		$463.54

PRODUCTION TABLES.

Articles made by Female Patients, Year ended March 31st, 1927.

Aprons	279	Pillow-shams	54
Chemises	376	Curtains, pairs	57
Dresses	325	Mats	18
Handkerchiefs	324	Bureau-covers	145
Neckties	181	Drawers, pairs	30
Petticoats	128	Corset-covers	9
Pillow-slips	359	Jackets	9
Towels, hand	84	Caps	70
Towels, tea	269	Cuffs, pairs	130
Tray-cloths	190		

Articles made for Essondale by Female Patients at New Westminster, 1926–27.

Dresses, strong	12	Caps	15
Table-cloths	142	Cuffs, pairs	15
Pillow-slips	364	Aprons	18
Sheets	197	Towels, hand	69
Dresses, uniform	8		

Mending done by Female Patients, 1926–27.

Aprons	820	Overalls, pairs	26
Blouses	320	Skirts	1,069
Chemises	1,183	Sheets	2,420
Blankets	736	Pillow-slips	355
Dresses	1,987	Bed-ticks	206
Hose, pairs	6,149	Bed-spreads	312
Socks, pairs	11,245	Table-cloths	390
Drawers	4,896	Undervests	3,840
Shirts	33,771	Towels, roller	391
Coats	76	Towels, bath	497
Sweaters	25		

Work done by Patients at Essondale, 1926–27.

	Days.		Days.
General work	4,456	Chores	880
Lawns, etc.	2,247	Stable	533
Coal and coke	1,410	Teaming	510
Drains and ditches	292	Water-mains, etc.	30
Roads	1,155	Cordwood	396
Grade	2,046	Fences	50
Clearing	346	Nursery	614
Excavating	1,290	Cement blocks	329
Sand and gravel	259	Colony Farm	217
Rock	525	Second Lake pipe-line	221
Crusher	364	Dykes	703

Work done by Patients at New Westminster, 1926–27.

	Days.		Days.
Auto-truck	365	Piggery	1,876
Baker	794	Plaster and mason	635
Carpenter	1,432	Porter	640
Dining-room	758	Scullery	778
Engineer	1,095	Shoemaker	278
Florist	365	Tailor	580
Garden	2,777	Store	303
Kitchen	2,886	Teamster	402
Lawns	2,116	Farmer	3,368
Laundry	2,245	Cemetery	614
Wards	2,067	Painter	1,005
Poultry-run	720	Plumber	303
Upholsterer	201		

Work done by Teams at Essondale, 1926–27.

	Days.		Days.
General work	270	Coal and coke	32
Excavation	44	Grade	85
Cordwood	39	Sand and gravel	65
Rock	45	Dyke	87
Roads	210		

SUPPLIES PRODUCED AT NEW WESTMINSTER, 1926–27.

Fruit.

Rhubarb, lb.	2,300	Cherries, lb.	900
Apples, lb.	8,000	Raspberries, lb.	520
Red currants, lb.	1,100	Pears, lb.	1,100
Gooseberries, lb.	350	Strawberries, lb.	340
Plums, lb.	1,200		

Vegetables.

Potatoes, lb.	32,000	Pumpkins, lb.	900
Carrots, lb.	9,000	Cucumbers, lb.	600
Beets, lb.	6,000	Green beans, lb.	280
Parsnips, lb.	2,000	Lettuce, heads	1,200
Green onions, bunches	1,000	Cabbage, lb.	3,000
Cooking-onions, lb.	3,000	Cauliflower, lb.	3,000
Spinach, lb.	1,980	Parsley, bunches	40
Green tomatoes, lb.	1,100	Asparagus, bunches	40
Ripe tomatoes, lb.	950		

ARTICLES MANUFACTURED BY OCCUPATIONAL THERAPY DEPARTMENT AT NEW WESTMINSTER, 1926–27.

18 afternoon cloths	$30.55
6 embroidered table-centres	7.95
6 yards tatting	1.65
17 strings bead-work	5.30
87 fancy baskets	32.20
10 cradles	14.05
31 large trays	36.15
11 small trays	5.80
81 plate-doilies in embroidery and cut-work	24.10
	$157.75

ARTICLES MANUFACTURED BY OCCUPATIONAL THERAPY DEPARTMENT AT ESSONDALE, 1926–27.

	Approximate Value.
Carpentry—	
Lockers and shop equipment	$57.50
12 stools	12.00
4 tool-boxes	16.50
2 writing-desks complete	55.00
1 table-desk	6.00
1 baker's pastry-rack	12.00
3 draughtsmen's stools	3.75
17 collapsible tables	51.00
3 centre tables	17.50
6 shoe-blacking boxes	12.00
6 tables	38.25
Articles made and repairing for wards	66.25
Novelties, toys, etc.	27.00
Bookbinding—	
289 library books repaired and general bookbinding	352.75
Signwriting—	
Stock plates and card-writing	93.50
Mat-making—	
Oval and square	30.00
Willow basketry—	
Including farm, garden, store, and clothes baskets	260.90
Reed basketry—	
Ferneries, jardinieres, trays, book-racks, and fancy baskets	168.10

SUPPLIES PRODUCED AT COLQUITZ, 1926–27.

Fruit.

Apples, lb.	840	Plums, lb.	70
Apples, crab, lb.	60	Raspberries, lb.	841
Pears, lb.	760		

Vegetables.

Beans, broad, lb.	76	Lettuce, heads	343
Beans, runner, lb.	185	Onions, dry, lb.	3,295
Beans, dwarf, lb.	325	Onions, green, lb.	563
Beets, lb.	2,600	Peas, lb.	486
Brussels sprouts, lb.	150	Potatoes, lb.	26,480
Celery, heads	57	Parsnips, lb.	1,850
Cucumbers	375	Rhubarb, lb.	1,892
Cauliflower, lb.	55	Spinach, lb.	400
Cabbage, lb.	2,200	Tomatoes, lb.	1,020
Carrots, lb.	14,000	Turnips, white, lb.	500
Corn, heads	3,025	Turnips, swede, lb.	4,000
Leeks, lb.	390	Artichokes, lb.	175

Farm Produce.

Pork, dressed, lb.	1,875	Ducks, dozen	29
Veal, dressed, lb.	447	Milk, lb.	68,156
Chickens, lb.	293	Mangels, lb.	22,000
Ducks, lb.	160	Hay, lb.	14,000
Rabbits, lb.	343	Hay, oat, green, lb.	22,000
Eggs, chicken, dozen	736		



INTERIOR VIEW OF POWER-HOUSE, MENTAL HOSPITAL, ESSONDALE.

PART III.—COLONY FARM.

FARM SUPERINTENDENT'S REPORT.

ESSONDALE, B.C., October 22nd, 1927.

Dr. A. L. Crease, M.D., C.M.,
Medical Superintendent, Mental Hospital, Essondale, B.C.

SIR,—The accompanying report shows fully the operations of Colony Farm for the past season. We enjoyed excellent weather conditions and all crops with the exception of carrots show very satisfactory returns. Some 50 acres of new land were brought under cultivation on the Wilson Ranch, but, as is always the case, this land will not reach its best stage of production until it has been cropped and cultivated for a few years. It is excellent soil and especially suited for our principal crops.

All live stock came through in good condition, with the herd still fully accredited under the Dominion system. Every effort is being made to improve all classes of stock, and in the case of the cattle our constant endeavour is to maintain a herd with good average production rather than to develop any outstanding individuals. In the past year the average production per cow was 14,673 lb. milk. This milk was produced at a cost of 32.14 cents per gallon, which includes cost of pasteurizing and all the expense of dairying and testing. The cost for the previous year was 35.94 cents per gallon, so that we are able to show a reduction of 3.80 cents per gallon.

The hay-barn was destroyed by fire in July, but the building was old and in bad repair. Fortunately it only contained at the time a small quantity of alfalfa-hay, and this with some machinery represented all our loss, but the lack of storage-room caused considerable inconvenience in securing our hay-crop. Great credit is due to the staff that the fire did not destroy adjoining buildings.

Your obedient servant,
P. H. MOORE,
Farm Superintendent.

BURSAR'S REPORT ON COLONY FARM.

ESSONDALE, B.C., January 5th, 1928.

A. L. Crease, Esq., M.D., C.M.,
General Medical Superintendent of Mental Hospitals,
Essondale, B.C.

SIR,—The operations of Colony Farm for the year 1926–27 show a profit of $12,225.22. While this profit is considerably less than that of the preceding year, it is considered satisfactory in view of the fact that the decrease is accounted for by a drastic reduction in the inventory of the Nursery Department and the much smaller returns obtained from the potato-crop, the latter alone resulting in a profit of $8,732.97 less than that realized in the previous year. A gratifying feature of the report is the lower cost of milk production. In the year under view 1,204,413.4 lb. of milk were produced at a cost of 32.14 cents per gallon, against a cost of 35.94 cents for the preceding year, a reduction of 3.80 cents per gallon.

The farm sustained some loss from the destruction of the old hay-barn by fire in July. This building, however, was very old and had been written off until it only stood us some $800, and, outside of a little bit of hay, there was no serious loss, though great inconvenience was caused by the lack of storage-space for the 1926 hay-crop.

Full balance-sheets and profit and loss statements, together with operating expenditures in all departments, accompany this sheet and will prove of interest to you.

All of which is respectfuly submitted.

GOWAN MACGOWAN,
Bursar.

BALANCE-SHEET, COLONY FARM.

APRIL 1ST, 1926, TO MARCH 31ST, 1927.

Assets.

Land Account—		
Colony Farm	$107,697.13	
Wilson Annex	99,687.98	
		$207,385.11
Buildings and plant		197,363.72
Water system		4,311.25
Bridge		7,571.89
Fencing, pavement, etc.		58,223.78
Equipment		30,228.30
Live stock—		
Bulls, as per inventory, 5 head	$2,900.00	
Cows, as per inventory, 131 head	36,825.00	
Yearlings, as per inventory, 43 head	7,783.69	
Calves, as per inventory, 32 head	1,959.40	
Work-horses, as per inventory, 39 head	8,655.00	
Sheep, as per inventory, 175 head	3,341.00	
Hogs, as per inventory, 486 head, and stores on hand	11,839.25	
Poultry, as per inventory, 842 head, and stores on hand	1,434.43	
		74,737.77
Sundry inventories—		
Feed	$8,161.99	
Gasoline	24.80	
Cannery	2,825.50	
Cream	4.80	
Nursery	41,188.83	
		52,205.92
Accounts receivable		654.27
Mental Hospital, Essondale		7,810.02
Public Hospital for Insane, New Westminster		2,373.47
Growing Crops Apportionment Account		5,203.50
		$648,069.00

Liabilities.

Surplus Account		$665,224.77
Less loss to March 31st, 1926	$10,380.99	
Less patient-labour, 1926–27	19,000.00	
		29,380.99
		$635,843.78
Profit for year ended March 31st, 1927		12,225.22
		$648,069.00

PROFIT AND LOSS ACCOUNT.

YEAR ENDED MARCH 31ST, 1927.

Departments.	Debits.	Credits.	Loss (Deaths).	Loss.	Gain.	Acreage.	Costs.
Dairy and herds	$39,854.45	$52,840.41	.....	.....	$12,985.96	.....	
Cows	6,150.00	1,520.80	$950.00	$3,679.20	.....	.....	
Calves	1,745.71	1,689.58	119.42	.....	63.29	.....	
Yearlings	4,364.74	700.00	344.50	3,320.24	.....	.....	
Bulls	.....	50.00	.....	.....	50.00	.....	
Work-horses, sales and deaths	400.00	1,075.00	200.00	.....	875.00	.....	
Work-horses, Labour Account	16,124.11	24,041.90	.....	.....	7,917.79	.....	
Tractor	1,759.74	2,145.00	.....	.....	385.26	.....	
Sheep	5,371.50	5,509.44	.....	.....	137.94	.....	
Hogs	24,444.07	33,112.20	.....	.....	8,668.13	.....	
Poultry	5,710.72	5,008.01	.....	702.71	.....	.....	
Nursery	53,175.75	58,417.33	.....	.....	5,241.58	.....	
Crops—							Yield per acre—
Hay	2,218.20	4,241.18	.....	.....	2,022.98	99.25	2.99 tons; cost per ton, $17.47
Ensilage	1,554.93	2,186.42	.....	.....	631.49	54.50	8.02 ,, ,, 3.55
Onions	91.02	1,281.11	.....	.....	1,190.09	1.50	18.5 ,, ,, 3.27
Potatoes	4,968.65	11,794.35	.....	.....	6,825.70	46.50	10.78 ,, ,, 9.91
Peas	31.00	172.02	.....	.....	141.02	1.50	3,276 lb.; ,, 12.61
Oats	3,955.40	5,864.90	.....	.....	1,909.50	110.75	2,068 ,, ,, 13.33
Carrots	193.50	105.00	.....	88.50	.....	2.00	8.75 tons; ,, 11.06
Roots	1,890.91	2,240.40	.....	.....	349.49	20.00	18.67 ,, ,, 5.06
Wheat	368.50	550.00	.....	.....	181.50	12.00	1,833 lb.; ,, 33.50
Pasturage	458.30	1,430.00	.....	.....	971.70	.....	
Cannery	5,290.28	10,502.95	.....	.....	5,212.67	.....	
Maintenance	32,714.00	118.41	.....	32,595.59	.....	.....	
Exhibition expenses	1,308.15	.....	.....	1,308.15	.....	.....	
Shrinkage and rot	227.56	.....	.....	227.56	.....	.....	
	$214,371.19	$226,596.41	$1,613.92	$41,921.95	$55,761.09	.....	
					41,921.95	.....	
					$13,839.14	Profit on operations (exclusive of deaths of stock and patient-labour).	
					1,613.92	Loss from deaths of stock.	
					$12,225.22	Profit for year.	

Patient-labour for year, $19,000.

DAIRY AND HERDS DEPARTMENT.

Profit and Loss Account, March 31st, 1927.

Expenses.		
Total expense for year	$38,896.55	
March 31st, 1926, inventory	24.30	
		$38,920.85
Production.		
Dairy produce supplies	$51,718.11	
Ice supplies	183.90	
March 31st, 1927, inventory	4.80	
		51,906.81
Profit for year		$12,985.96

Production and Costs Account, March 31st, 1927.

			Production. Lb. Milk.
Dairy—			
Salaries and upkeep	$1,481.93		
Fuel	1,127.15		
Sundry	4.05		
		$2,613.13	
Test-cows—			
Salaries and upkeep	$3,531.16		
Board of employees	1,865.00		
Feed	10,178.77		
		15,574.93	
General herd—			
Salaries and upkeep	$6,712.62		
Feed	11,471.47		
Board of employees	2,420.00		
Horse-labour	323.00		
Pasturage	715.00		
		21,642.09	
		$39,830.15	
Less allowance for manure		933.60	
		$38.896.55	
March 31st, 1926, inventory		24.30	
Total cost		$38,920.85	1,204,413.4

Milk Production for Year 1926–27.

	Production. Lb.	Cost.
1926.		
April	108,991.0	$3,315.92
May	102,898.2	2,691.94
June	97,271.4	2,985.66
July	108,321.6	2,786.95
August	109,053.0	2,777.08
September	100,838.0	3,049.71
October	93,930.3	3,369.36
November	88,680.6	3,820.32
December	93,868.3	3,481.15
1927.		
January	94,070.3	3,510.99
February	100,363.9	3,374.83
March	106,126.8	3,548.74
	1,204,413.4	$38,712.65

Average cost of production, pasteurizing, etc., 32.14 cents per gallon.

BULL DEPARTMENT.

PROFIT AND LOSS ACCOUNT, MARCH 31ST, 1927.

March 31st, 1927. Increase in inventory $50.00

MATURE COW DEPARTMENT.

PROFIT AND LOSS ACCOUNT, MARCH 31ST, 1927.

	Name of Animal.	Asset Value.	Selling-price.	Remarks.
1926.				
April 30.	Colony Korndyke Newman	$75.00	$77.12	Beefed.
	Colony Zarilda Pauline	150.00	.....	Destroyed.
May 1.	Colony Wayne Newman	225.00	150.00	Sold.
	Colony Vrouka Segis	250.00	150.00	Sold.
	Colony Vrouka Newman	200.00	150.00	Sold.
	Colony Poetess Aaggie	150.00	150.00	Sold.
	Colony Rooker Aaggie	150.00	150.00	Sold.
July 6.	Beaverland Pietje Pauline	200.00	.....	Died.
	Segis Elsie Posch	150.00	.....	Died.
Nov. 25.	Colony Clothilde Newman	150.00	58.88	Beefed.
Dec. —.	Effie Cornucopia DeKol	100.00	66.86	Beefed.
1927.				
Jan. 31.	Colony Pietje Countess	400.00	84.04	Beefed.
	Colony Fayne Pauline	300.00	69.80	Beefed.
Feb. 28.	Colony Canary Buttergirl	300.00	70.56	Beefed.
	Colony Daisy McKinley	450.00	.....	Died.
	Colony Ianthe Newman	100.00	70.56	Beefed.
	Colony Ena McKinley	250.00	67.88	Beefed.
	Colony Grebegga DeKol	250.00	64.56	Beefed.
Mar. 31.	Colony Tensen Newman	200.00	77.87	Beefed.
	Wimple Netherland Westport	250.00	62.67	Beefed.
	Loss at inventory	1,850.00	.....	
		$6,150.00	$1,520.80	
		1,520.80		
	Loss	$4,629.20		

Abstract of Loss.

Loss by deaths and butchered	$2,554.20
Loss on sales	225.00
Loss on inventory	1,850.00
Loss	$4,629.20

YEARLING DEPARTMENT.

PROFIT AND LOSS ACCOUNT, MARCH 31ST, 1927.

	Name of Animal.	Asset Value.	Selling-price.	Remarks.
1926.				
April 30.	Colony Prince Champion Lulu	$145.20	$150.00	Sold.
Oct. 1.	Colony Prince Champion Ormsby	211.20	200.00	Sold.
Nov. 30.	Colony Princess Koba	344.50	.....	Died.
1927.				
Feb. 28.	Colony Koba McKinley 31st	219.94	250.00	Sold.
	Loss on transfer to mature classes	3,343.90	.....	
		$4,264.74	$600.00	
		600.00		
	Loss	$3,664.74		

YEARLING DEPARTMENT—*Continued.*

Profit and Loss Account, March 31st, 1927—*Continued.*

Abstract of Loss.

Loss by deaths	$344.50
Loss on transfers	3,343.90
	$3,688.40
Profit on sales	23.66
Loss	$3,664.74

CALVES DEPARTMENT.

Profit and Loss Account, March 31st, 1927.

	Name of Animal.	Asset Value.	Selling-price.	Remarks.
1926.				
April 6.	Colony Vrouka Champion	$21.75	$13.32	Vealed.
	Colony Rooker Segis DeKol	21.75	13.32	Vealed.
May 19.	Colony Lady Grace Canary	31.08	.....	Died.
May 26.	Colony Koba McKinley 32nd	136.75	200.00	Sold.
	Colony Dellah Champion	43.50	.....	Died.
	Colony Paul Segis DeKol	18.65	16.34	Vealed.
	Colony Patrick Champion	43.50	.....	Died.
July 12.	Colony Koba McKinley 39th	9.30	.....	Died.
Aug. 3.	Colony Axie Champion	14.60	7.50	Vealed.
	Colony Axie Champion 2nd	14.60	8.40	Vealed.
	Colony Koba McKinley 43rd	11.85	11.70	Vealed.
	Colony Sir Beets Champion	18.25	9.15	Vealed.
	Colony Canary Segis DeKol	12.75	10.35	Vealed.
Sept. 3.	Colony Ianthe Segis DeKol	43.85	200.00	Sold.
Sept. 24.	Colony Artis Champion	131.60	125.00	Sold.
Sept. 23.	Colony Manx Minnie Koba	39.50	18.00	Vealed.
Oct. 1.	Colony Koba McKinley 35th	142.15	125.00	Sold.
Oct. 12.	Colony Contest Segis DeKol	21.50	13.76	Vealed.
Nov. 1.	Colony Major Segis DeKol	43.00	.....	Died.
Nov. 15.	Colony George Segis DeKol	17.20	8.58	Vealed.
	Colony Koba McKinley 41st	73.95	30.16	Vealed.
Nov. 30.	Colony Johan Segis DeKol	39.20	200.00	Sold.
Dec. 1.	Colony Koba McKinley 44th	25.87	13.16	Vealed.
Dec. 31.	Colony Koba McKinley 46th	17.25	11.20	Vealed.
	Colony Wayne Sir Bessie	12.93	9.80	Vealed.
1927.				
Jan. 1.	Colony Fayne Sir Bessie	51.33	18.08	Vealed.
	Colony Alma Sir Bessie	17.11	12.16	Vealed.
Feb. 5.	Colony Koba McKinley 40th	111.05	125.00	Sold.
	Colony Pieterje Champion	135.71	125.00	Sold.
Feb. 12.	Colony Aaggie Segis DeKol	16.45	14.62	Vealed.
	Colony Burke Sir Bessie	16.45	13.09	Vealed.
	Colony Julia Pauline Koba	8.25	.....	Died.
Feb. 15.	Colony Korndyke Champion	41.15	16.83	Vealed.
	Colony Koba McKinley 49th	20.55	14.79	Vealed.
Mar. 3.	Colony Koba McKinley 47th	32.90	18.70	Vealed.
Mar. 5.	Colony Ladysman Sir Bessie	16.45	16.66	Vealed.
	Colony Vrouka Sir Bessie	27.12	17.34	Vealed.
	Colony Faforit Champion	24.67	14.11	Vealed.
	Colony Newman Sir Bessie	22.20	14.28	Vealed.
	Colony Grebegga Sir Bessie	16.45	12.58	Vealed.
Mar. 16.	Colony Pietje Segis DeKol	24.67	.....	Destroyed.
Mar. 30.	Colony Vrouka Champion	156.87	125.00	Sold.
	By hides sold	.....	86.60	
		$1,745.71	$1,689.58	
		1,689.58		
	Loss	$56.13		

CALVES DEPARTMENT—*Continued.*

PROFIT AND LOSS ACCOUNT, MARCH 31ST, 1927—*Continued.*

Abstract of Loss.

Profit on sales	$327.82
Loss by deaths and butchered	383.95
Loss	$56.13

WORK-HORSE DEPARTMENT.

SALES AND DEATHS ACCOUNT, MARCH 31ST, 1927.

	Name of Animal.	Asset Value.	Selling-price.	Remarks.
1926.				
April 30.	Colony Everlasting Favourite	$150.00	$75.00	Sold.
June 26.	Billy McCallum	150.00	.....	Died.
	McCallum mare	50.00	25.00	Sold.
1927.				
Jan. 31.	Donald	50.00	.....	Destroyed.
	Gain at inventory	.....	975.00	
		$400.00	$1,075.00	
		1,075.00		
	Profit	$675.00		

Abstract of Profit.

Loss on sales	$100.00
Loss by deaths	200.00
	$300.00
Profit on inventory	975.00
Profit	$675.00

PROFIT AND LOSS ACCOUNT, MARCH 31ST, 1927.

Expenses.

Salaries and upkeep	$7,354.73	
Board of employees	2,584.00	
Feed	6,185.38	
		$16,124.11
Less credit for manure		233.40
		$15,890.71
Horse-labour charged to crops and other departments at 50 cents per horse-hour		23,808.50
Profit		$7,917.79

NOTE.—Against cost of $15,890.71, 47,617 hours of horse-labour were performed at a cost of 33⅓ cents per horse-hour.

WORK-HORSE DEPARTMENT—*Continued.*

Horse-labour Account, March 31st, 1927.

	Hours.	Cost.
1926.		
April	3,828	$1,260.99
May	3,640	1,384.38
June	3,869	1,196.29
July	4,027	1,512.01
August	4,537	1,157.80
September	3,832	1,219.20
October	4,061	1,234.53
November	3,887	1,287.13
December	3,728	1,350.75
1927.		
January	3,825	1,475.01
February	4,137	1,506.15
March	4,246	1,539.87
	47,617	$16,124.11
Less credit for manure		233.40
Cost		$15,890.71

SHEEP DEPARTMENT.

Profit and Loss Account, March 31st, 1927.

Receipts.		
By sales—		
Dividend, Canadian Co-operative Wool-growers	$0.80	
Pelts sold	80.51	
Live sheep sold	468.19	
Lamb and mutton supplied Hospitals	1,618.94	
Inventory, March 31st, 1927	3,341.00	
		$5,509.44
Expenses.		
Feed	$506.25	
Pasturage	429.00	
Vouchers	17.10	
Sundry	8.00	
Sheep purchased	2,601.15	
Inventory, March 31st, 1926	1,810.00	
		5,371.50
Profit		$137.94

HOG DEPARTMENT.

Profit and Loss Account, March 31st, 1927.

Receipts.	
By sales—	
Live hogs	$1,780.01
Sundry sales	10.30
Pork, bacon, etc., supplied New Westminster Hospital	1,564.64
Pork, bacon, etc., supplied Essondale Hospital	17,279.90
Sundry supplied Colony Farm	638.10
Carried forward	$21,272.95

HOG DEPARTMENT—*Continued.*

PROFIT AND LOSS ACCOUNT, MARCH 31ST, 1927—*Continued.*

Receipts—Continued.

Brought forward		$21,272.95	
Inventory, March 31st, 1927—			
Bacon, feed, etc.	$1,664.05		
Hogs	10,175.20		
		11,839.25	
			$33,112.20
Expenses.			
Salaries and upkeep	$2,545.46		
Board of employees	572.00		
Fuel	180.00		
Feed	9,370.27		
Horse-labour	770.50		
		$13,438.23	
Hogs purchased	$152.89		
Inventory, March 31st, 1926	10,852.95		
		11,005.84	
			24,444.07
Profit			$8,668.13

POULTRY DEPARTMENT.

PROFIT AND LOSS ACCOUNT, MARCH 31ST, 1927.

Receipts.

8,279 dozen eggs supplied Essondale Hospital	$2,657.72	
2,687 lb. chicken supplied Essondale Hospital	839.59	
Supplies to New Westminster	22.00	
Supplies to Colony Farm	54.27	
		$3,573.58
Inventory, March 31st, 1927		1,434.43
		$5,008.01
Expenses.		
Vouchers and upkeep	$1,086.40	
Board of employees	360.00	
Horse-labour	357.00	
Feed	2,406.47	
Fuel	65.00	
	$4,274.87	
Inventory, March 31st, 1926	1,435.85	
		5,710.72
Loss		$702.71

CANNERY.

PROFIT AND LOSS ACCOUNT, MARCH 31ST, 1927.

Production.

Supplies to Essondale Hospital	$5,051.85	
Supplies to New Westminster Hospital	2,625.60	
Inventory, March 31st, 1927	2,825.50	
		$10,502.95
Carried forward		$10,502.95

CANNERY—*Continued.*

PROFIT AND LOSS ACCOUNT, MARCH 31ST, 1927—*Continued.*

Brought forward		$10,502.95
Expenses.		
Cans, boxes, etc.	$1,385.40	
Sugar, spices, etc.	1,317.57	
Sundries	65.00	
Board of employees	90.00	
Fuel	163.07	
Fruit	1,962.74	
Salary	250.00	
Rent, capping-machine	56.50	
		5,290.28
Profit		$5,212.67

TRUCK-GARDEN AND NURSERY.

PROFIT AND LOSS ACCOUNT, MARCH 31ST, 1927.

Receipts.		
Produce sold	$820.62	
Produce supplied Hospitals	11,307.81	
Trees and shrubs supplied schools, etc.	3,616.55	
Trees and shrubs supplied Hospitals	151.00	
Fruit and vegetables supplied cannery	1,332.52	
	$17,228.50	
Inventory, March 31st, 1927	41,188.83	
		$58,417.33
Expenses.		
Salaries and vouchers	$3,709.36	
Board	840.00	
Horse-labour	2,608.00	
Fuel	87.50	
Manure	886.50	
Fertilizer	395.84	
	$8,527.20	
Inventory, March 31st, 1926	44,648.55	
		53,175.75
Profit		$5,241.58

CROP DEPARTMENT.

POTATOES—PROFIT AND LOSS ACCOUNT, MARCH 31ST, 1927.

Production.		
Yield of crop, 1,002,600 lb.		$11,794.35
Expenses.		
Ploughing	$975.25	
Cultivating	879.00	
Drilling	217.50	
Carried forward	$2,071.75	

CROP DEPARTMENT—*Continued.*

POTATOES—PROFIT AND LOSS ACCOUNT, MARCH 31ST, 1927—*Continued.*

Expenses—Continued.

Brought forward	$2,071.75	
Seed and fertilizer	830.12	
Manure and hauling	1,008.50	
Sundries (spray, etc.)	162.78	
Digging and hauling	895.50	
		4,968.65
Profit		$6,825.70

Field W.R. 1, 14.5 acres; Field A, 10 acres; Field No. 6, 22 acres; total, 46.5 acres. Yield per acre, 10.78 tons; cost per ton, $9.91.

OATS—PROFIT AND LOSS ACCOUNT, MARCH 31ST, 1927.

Production.

Yield of oats, 229,095 lb.	$3,436.40	
Yield of straw, 3,957 bales (377,930 lb.)	1,978.50	
Yield of green silage, 180,000 lb.	450.00	
		$5,864.90

Expenses.

Ploughing and cultivating new land	$1,542.60	
Ploughing	551.70	
Seeding	229.50	
Cultivating	356.50	
Sundries	234.60	
Baling straw	144.00	
Cutting	355.00	
Hauling	541.50	
		3,955.40
Profit		$1,909.50

Field W.R. 2, 25 acres; W.R. 3, 22.75 acres; W.R. 6, 29 acres; Field No. 3, 14 acres; Field No. 8, 20 acres; total, 110.75 acres. Yield per acre, 2,068 lb. oats; cost per ton, $13.33.

HAY—PROFIT AND LOSS ACCOUNT, MARCH 31ST, 1927.

Production.

Yield of hay, 593,383 lb.	$4,153.68	
Yield of green feed, 35,000 lb.	87.50	
		$4,241.18

Expenses.

Seed	$652.38	
Manure	426.00	
Rolling	29.50	
Mowing and hauling	721.50	
Baling	282.00	
Bale-ties	106.82	
		2,218.20
Profit		$2,022.98

Field W.R. 1, 22 acres; Field W.R. 4, 18.50 acres; Field No. 7, 17.75 acres; new and wild land, 41 acres; total, 99.25 acres. Yield per acre, 2.99 tons; cost per ton, $7.47.

CROP DEPARTMENT—*Continued.*

Ensilage—Profit and Loss Account, March 31st, 1927.

Production.

Yield of peas, oats, and vetches, 330,000 lb.	$825.00	
Yield of corn, 544,570 lb.	1,361.42	
		$2,186.42

Expenses.

Seed	$148.15	
Ploughing	284.20	
Cultivating	285.00	
Manure	312.00	
Fertilizer	74.08	
Mowing and hauling	451.50	
		1,554.93
Profit		$631.49

Field W.R. 5, 9.50 acres; Field W.R. 6, 16 acres; Field No. 3, 10 acres; Field No. 8, 19 acres; total, 54.50 acres. Yield per acre, 8.02 tons; cost per ton, $3.55.

Onions—Profit and Loss Account, March 31st, 1927.

Production.

Yield, 1,635 bundles green onions	$81.75	
Yield, 55,610 lb. onions	1,199.36	
		$1,281.11

Expenses.

Ploughing	$16.00	
Cultivating	19.50	
Hauling manure	17.50	
Hauling onions	19.50	
Fertilizer	18.52	
		91.02
Profit		$1,190.09

Field No. 6, 1.50 acres. Yield per acre, 18.5 tons; cost per ton, $3.27 (exclusive of patient-labour).

Carrots—Profit and Loss Account, March 31st, 1927.

Production.

Yield, 35,000 lb. carrots		$105.00

Expenses.

Ploughing	$20.00	
Cultivating	71.00	
Manure	25.50	
Seed	45.00	
Hauling	32.00	
		193.50
Loss		$88.50

Field No. 6, 2 acres. Yield per acre, 8.75 tons; cost per ton, $11.06.

CROP DEPARTMENT—*Continued.*

Roots—Profit and Loss Account, March 31st, 1927.

Production.

Yield, 746,800 lb.		$2,240.40

Expenses.

Ploughing	$346.10	
Manure	326.50	
Fertilizer	442.01	
Seed	136.05	
Cultivating	383.50	
Spraying	54.75	
Hauling	202.00	
		1,890.91
Profit		$349.41

Field No. 8, 20 acres. Yield per acre, 18.67 tons; cost per ton, $5.06.

Peas—Profit and Loss Account, March 31st, 1927.

Production.

Yield, 4,915 lb.		$172.02

Expenses.

Ploughing	$13.00	
Cultivating	11.00	
Hauling	7.00	
		31.00
Profit		$141.02

Field W.R. 1, 1.5 acres. Yield per acre, 3,276 lb.; cost per ton, $12.61.

Wheat—Profit and Loss Account, March 31st, 1927.

Production.

Yield, 22,000 lb.		$550.00

Expenses.

Ploughing	$68.00	
Seeding	83.00	
Cultivating	51.00	
Sundries	52.00	
Cutting and hauling	114.50	
		368.50
Profit		$181.50

Field W.R. 3, 12 acres. Yield per acre, 1,833 lb.; cost per ton, $33.50.

PASTURAGE ACCOUNT.

Profit and Loss Account, March 31st, 1927.

Production.

By pasturage—		
Cows	$715.00	
Yearlings	171.60	
Sheep	429.00	
Horses	114.40	
		$1,430.00
Carried forward		$1,430.00

PASTURAGE ACCOUNT—*Continued.*

PROFIT AND LOSS ACCOUNT, MARCH 31ST, 1927—*Continued.*

Brought forward		$1,430.00
Expenses.		
Seed	$33.80	
Manure	368.00	
Cultivating	56.50	
		458.30
Profit		$971.70

Field W.R. 4, 9 acres; Field No. 1, 21.25 acres; Field No. 2, 28 acres; Field No. 3, 24 acres; Field No. 5, 51.25 acres; total 133.50 acres.

SHRINKAGE AND ROT.

PROFIT AND LOSS ACCOUNT, MARCH 31ST, 1927.

Loss.

Alfalfa, 17,110 lb., destroyed in fire	$227.56

TRACTOR ACCOUNT.

PROFIT AND LOSS ACCOUNT, MARCH 31ST, 1927.

1,072½ hours work		$2,145.00
Expenses.		
Salaries, etc.	$780.00	
Repairs	610.70	
Gasoline	369.04	
		1,759.74
Profit		$385.26

EXHIBITION EXPENSES.

PROFIT AND LOSS ACCOUNT, MARCH 31ST, 1927.

Expenses.

Travelling expenses	$1,294.65
Signs	13.50
Loss	$1,308.15

GENERAL EXPENSES OF MAINTENANCE AND ADMINISTRATION.

PROFIT AND LOSS ACCOUNT, MARCH 31ST, 1927.

Expenses.

Salaries and vouchers	$19,377.05
Maintenance and repairs	5,626.08
Board of employees	940.00
Fuel	548.75
Dairy supplies	1,289.80
Carried forward	$27,781.68

KITCHEN AND SERVERY, ACUTE BUILDING, ESSONDALE.

GENERAL EXPENSES OF MAINTENANCE AND ADMINISTRATION—*Continued.*

PROFIT AND LOSS ACCOUNT, MARCH 31ST, 1927—*Continued.*

Expenses—Continued.

Brought forward	$27,781.68
Horse-labour (dykes, etc.)	2,673.30
Sundries	402.26
Proportion headquarters expenses	1,856.76
	$32,714.00
Less sale of sacks, etc.	118.41
Loss	$32,595.59

MISCELLANEOUS STATEMENTS, INVENTORIES, ETC.

ESSONDALE HOSPITAL—PRODUCE SUPPLIED BY COLONY FARM, MARCH 31ST, 1927.

Dairy produce—		
Milk, 700,396 lb.	$31,517.80	
Butter, 1,648½ lb.	867.52	
Cream, 2,207 lb.	662.08	
Buttermilk, 1,330 lb.	26.60	
		$33,074.00
Meats—		
Beef, 9,010 lb.	$720.80	
Veal, 2,385 lb.	377.98	
Mutton, 1,107 lb.	221.40	
Lamb, 5,918 lb.	1,363.74	
Pork roasts, 26,715 lb.	8,014.60	
Ham and bacon, 13,253 lb.	5,301.20	
Liver, etc., 11,051 lb.	1,105.10	
Sausage, 5,169 lb.	1,317.35	
Lard, 4,676 lb.	1,402.80	
Sundries	136.85	
Inedible fat, 850 lb.	85.00	
		20,046.82
Poultry—		
Eggs, 8,279 dozen	$2,657.72	
Chicken, 2,687 lb.	839.59	
		3,497.31
Fruit and vegetables—		
Fresh	$22,081.06	
Canned	5,051.85	
		27,132.91
Sundries—		
Horse-labour	$6,844.00	
Gasoline	111.36	
Ice	150.00	
Shrubs and trees	151.00	
		7,256.36
Total		$91,007.40

MISCELLANEOUS STATEMENTS, INVENTORIES, ETC.—*Continued.*

New Westminster Hospital—Produce supplied by Colony Farm, March 31st, 1927.

Dairy produce—		
Milk, 224,565 lb.	$10,096.41	
Cream, 118,375 lb.	355.12	
Buttermilk, 80 lb.	1.60	
		$10,453.13
Meats—Pork, 9,220 lb.		1,564.64
Fruit and vegetables—		
Fresh	$2,883.86	
Canned	2,625.60	
		5,509.46
Sundries—		
Horse-labour	$2,100.00	
Miscellaneous	48.25	
		2,148.25
Total		$19,675.48

Accounts receivable, March 31st, 1927.

Sundry accounts receivable for live stock, etc., sold	$654.27

Remittances to Treasury, March 31st, 1927.

Sundry remittances to Treasury during the year 1926–27 in payment of live stock and produce sales	$105,917.58

Colony Farm Nursery—Summary of Inventories, March 31st, 1927.

Deciduous ornamental trees		$10,494.50
Grafted stock, 1927		148.50
Shrubs and small trees		7,459.10
Climbing plants and vines		588.20
Evergreen trees and shrubs		6,720.05
Reeds and grasses		250.00
Herbaceous perennials		1,721.75
Tree and shrub seedlings		973.58
Tree and shrub layers		146.80
Young nursery stock		923.75
Evergreens		1,125.45
Cuttings of trees and shrubs		43.20
Orchard and small fruits—		
Prune and plum trees	$575.50	
Cherries	236.00	
Pears	539.50	
Apples	2,470.00	
Black currants	594.50	
Red currants	705.00	
Raspberries, etc.	1,666.00	
Strawberries	1,924.00	
		8,710.50
Vegetables, etc., in storage		1,488.20
Bees and bee supplies		395.25
Total		$41,188.83

MISCELLANEOUS STATEMENTS, INVENTORIES, ETC.—*Continued.*

Shrubs and Trees supplied Schools and Public Institutions by Colony Farm Nursery, March 31st, 1927.

School Board—	
Oak Bay	$97.00
Royal Oak	234.40
Burnaby	794.00
Saanich	114.00
South Vancouver	109.50
Ladner	597.20
St. Mary's School, Mission	20.00
Victoria Normal School	949.20
Oakalla Prison Farm	15.00
Industrial School for Boys	1,059.40
South Okanagan Project	235.00
Tranquille Sanatorium	114.00
Central Park Women's Institute	51.50
Provincial Home for Incurables	18.00
Total	$4,408.20

Summary of Equipment Inventories, March 31st, 1927.

Dairy equipment	$6,693.50
Horse and cattle barns	1,872.50
Farm implements	8,409.50
Pumping and clearing departments	8,573.00
Fire equipment	1,535.50
Cannery equipment	1,107.50
Piggery equipment	243.50
Carpenter and blacksmith shops	880.75
Nursery and poultry	912.55
Total	$30,228.30

Inventory of Cows (Holstein-Friesian), March 31st, 1927.

Reg. No.	Name.	
32361	Colony Georgie Korndyke, 12 years and 6 months old	$75.00
31842	Deirdre Douglass Segis, 13 years and 2 months old	250.00
36012	Colony Poetess Korndyke 2nd, 12 years and 2 months old	75.00
38776	Colony Beets Newman, 10 years and 10 months old	150.00
41645	Colony Butter Lass, 12 years and 3 months old	75.00
41653	Colony Minnie Segis, 11 years and 2 months old	75.00
65973	Lulu Posch 3rd, 15 years and 3 months old	100.00
52831	Colony Bessie McKinley, 9 years and 7 months old	200.00
52828	Colony McKinley Beulah, 9 years and 8 months old	400.00
25833	Madam Bessie Posch, 12 years and 9 months old	200.00
50292	Colony Canary McKinley, 10 years and 2 months old	600.00
50289	Colony Wayne McKinley, 10 years and 9 months old	500.00
52833	Colony Beulah McKinley, 9 years and 7 months old	400.00
62389	Colony Ianthe McKinley, 8 years and 5 months old	350.00
67855	Colony Faforit Newman, 8 years and 2 months old	300.00
74111	Beaverland Lady Pauline, 9 years and 1 month old	400.00
38040	Thorndale Elsie Wayne, 12 years and 1 month old	250.00
50277	S.C.M. Ella Mechthilde, 9 years and 6 months old	350.00
67856	Colony Cora McKinley, 8 years and 4 months old	150.00
70850	Colony Fleta Newman, 7 years and 10 months old	150.00
	Carried forward	$5,050.00

MISCELLANEOUS STATEMENTS, INVENTORIES, ETC.—*Continued.*

INVENTORY OF COWS (HOLSTEIN-FRIESIAN), MARCH 31ST, 1927—*Continued.*

	Brought forward	$5,050.00
Reg. No.	Name.	
70844	Colony Cyclone Ormsby 7 years and 8 months old	350.00
75673	Colony Jannek Ormsby, 7 years and 3 months old	600.00
80511	Colony Faforit Ormsby, 7 years and 1 month old	150.00
74108	Beaverland Grace Posch, 7 years and 10 months old	300.00
74109	Beaverland Canary Pauline, 6 years and 7 months old	300.00
80649	Beaverland Julia Pauline, 7 years and 1 month old	75.00
80647	Beaverland Grace Pauline, 7 years old	150.00
75674	Colony M. Poetess McKinley, 7 years and 2 months	250.00
80508	Colony P.S. McKinley, 7 years old	300.00
80510	Colony Beets Perfection, 6 years and 10 months old	600.00
80506	Colony Wayne Perfection, 6 years and 10 months old	1,000.00
86419	Colony Alma Korndyke Newman, 6 years and 8 months old	350.00
86416	Colony Grebegga Pauline, 6 years and 6 months old	200.00
86415	Colony Victoria Pauline, 6 years and 6 months old	400.00
86420	Colony Morag McKinley, 6 years and 5 months old	600.00
86418	Colony Lady Pauline, 6 years and 4 months old	250.00
92132	Colony Clare McKinley, 6 years and 2 months old	300.00
92135	Colony Wimple McKinley, 6 years old	300.00
92129	Colony Effie Pauline, 6 years old	300.00
92133	Colony Schuiling Pauline, 5 years and 11 months old	75.00
95247	Colony Belle Newman, 5 years and 9 months old	300.00
95254	Colony Clothilde Pauline, 5 years and 9 months old	300.00
95253	Colony July Pauline, 5 years and 9 months old	300.00
95245	Colony Georgie Pauline, 5 years and 6 months old	500.00
95250	Colony Flood Countess, 5 years and 5 months old	350.00
95248	Colony Contest Newman, 5 years and 5 months old	150.00
95251	Colony Grace Countess, 5 years and 4 months old	200.00
102057	Colony Lulu Pauline, 5 years old	300.00
100436	Kitty Canary, 5 years and 5 months old	300.00
102054	Colony Maud Pauline, 4 years and 11 months old	250.00
102053	Colony Tensen Posch, 4 years and 10 months old	300.00
102052	Colony Aaggie Posch, 4 years and 10 months old	150.00
102050	Colony Netherland Pauline, 4 years and 10 months old	150.00
105242	Colony Ianthe Pauline, 4 years and 7 months old	400.00
105238	Colony Wimple Koba, 4 years and 5 months old	500.00
105239	Colony Netherland Segis Koba, 4 years and 4 months old	200.00
109739	Colony Vrouka Segis Koba, 4 years and 3 months old	400.00
109737	Colony Vale Korndyke Koba, 4 years and 3 months old	700.00
109736	Colony Aaggie Koba, 4 years and 3 months old	300.00
109740	Colony Contest Aaggie, 4 years and 3 months old	350.00
109742	Colony Marie Koba, 4 years and 2 months old	300.00
109744	Springbrook Rose Countess, 4 years and 1 month old	75.00
112075	Colony Korndyke Koba, 4 years old	350.00
112076	Colony Maud Koba, 4 years old	200.00
112073	Colony Effie Posch, 3 years and 11 months old	300.00
112077	Colony Calamity Koba, 3 years and 10 months old	250.00
113983	Colony Madam Pauline, 3 years and 9 months old	250.00
113987	Colony Ena DeKol Pauline, 3 years and 9 months old	250.00
113986	Colony Sadie Aaggie (twin), 3 years and 8 months old	300.00
113985	Colony Canary Aaggie (twin), 3 years and 8 months old	200.00
113988	Colony Segis Aaggie, 3 years and 8 months old	300.00
113984	Colony Morag Koba, 3 years and 7 months old	500.00
	Carried forward	$21,575.00

MISCELLANEOUS STATEMENTS, INVENTORIES, ETC.—*Continued.*

INVENTORY OF COWS (HOLSTEIN-FRIESIAN), MARCH 31ST, 1927—*Continued.*

	Brought forward	$21,575.00
Reg. No.	Name.	
118088	Colony Cothilde Koba, 3 years and 6 months old	250.00
118079	Colony Ianthe Johanna, 3 years and 6 months old	250.00
118089	Colony Julia Koba, 3 years and 5 months old	300.00
118850	Colony Dellah Koba, 3 years and 5 months old	400.00
118080	Colony Grace Koba, 3 years and 5 months old	300.00
118081	Colony Vrouka Koba, 3 years and 4 months old	300.00
118082	Colony Vrouka DeKol Koba, 3 years and 4 months old	400.00
118083	Colony Wayne Koba, 3 years and 3 months old	250.00
118084	Colony DeKol Queenie Koba, 3 years and 3 months old	400.00
118086	Colony Deirdre Koba (twin), 3 years and 3 months old	500.00
118087	Colony Miranda Koba (twin), 3 years and 3 months old	500.00
125235	Colony Grace Abbekerk, 3 years and 2 months old	350.00
125233	Colony Pietje Abbekerk, 3 years and 2 months old	300.00
125232	Colony Faforit Newman Koba, 3 years and 2 months old	200.00
125231	Colony Jannek Koba, 3 years old	300.00
125228	Colony Schuiling Abbekerk, 3 years old	250.00
125229	Colony Beets Koba, 3 years old	300.00
125230	Colony Segis Elsie Koba, 3 years old	250.00
125223	Colony Lady Abbekerk, 3 years old	200.00
126474	Colony Cyclone Koba, 2 years and 11 months old	250.00
125227	Colony Poetess Korndyke Koba, 2 years and 11 months old	250.00
125226	Colony Effie Koba, 2 years and 10 months old	250.00
125225	Colony Vrouka Abbekerk, 2 years and 10 months old	250.00
125224	Colony Lass Koba, 2 years and 10 months old	300.00
128614	Colony Georgie Abbekerk, 2 years and 9 months old	250.00
128606	Colony Madam Koba (twin), 2 years and 9 months old	200.00
128607	Colony Bessie Koba (twin), 2 years and 9 months old	200.00
128613	Colony Daisy Abbekerk, 2 years and 8 months old	250.00
128608	Colony Fayne Calamity Koba, 2 years and 8 months old	200.00
128609	Colony Maud McKinley Koba, 2 years and 8 months old	200.00
128610	Colony Butter Girl Koba, 2 years and 7 months old	400.00
128612	Colony Tensen Posch Koba, 2 years and 6 months old	250.00
133795	Colony Alma Korndyke Koba, 2 years and 5 months old	250.00
122791	Colony Ianthe P. Abbekerk, 2 years and 5 months old	250.00
122796	Colony Julip Koba, 2 years and 4 months old	250.00
133797	Colony Grace Pauline Koba, 2 years and 4 months old	250.00
122799	Colony Netherland Segis Burke, 2 years and 3 months old	250.00
133800	Colony Aaggie Burke, 2 years and 3 months old	300.00
133798	Colony Vrouka Newman Koba, 2 years and 2 months old	250.00
133792	Colony Grebegga Koba, 2 years and 2 months old	150.00
133793	Colony Grace Posch Koba, 2 years and 2 months old	250.00
133794	Colony Wayne Newman Koba, 2 years and 2 months old	250.00
137920	Colony Wimple K. Abbekerk, 2 years and 1 month old	250.00
137921	Colony Contest Canary, 2 years old	250.00
137922	Colony Lass P. Koba, 2 years old	250.00
137919	Colony Daisy McKinley Abbekerk, 2 years old	200.00
137923	Colony Grebegga Pauline Koba, 2 years old	200.00
137924	Colony Cyclone Ormsby Koba, 2 years old	200.00
137918	Colony Vrouka Jane Abbekerk, 2 years old	200.00
140363	Colony Beets Abbekerk, 1 year and 11 months old	200.00
137925	Colony Zarilda Koba, 1 year and 11 months old	200.00
	Carried forward	$35,225.00

MISCELLANEOUS STATEMENTS, INVENTORIES, ETC.—*Continued.*

Inventory of Cows (Holstein-Friesian), March 31st, 1927—*Continued.*

	Brought forward	$35,225.00
Reg. No.	Name.	
140359	Colony Butter Lass Koba, 1 year and 11 months old	200.00
140364	Colony Wimple Abbekerk, 1 year and 10 months old	200.00
140365	Colony Beulah Abbekerk, 1 year and 10 months old	200.00
140361	Colony Lady Canary, 1 year and 10 months old	200.00
140362	Colony Ianthe Abbekerk, 1 year and 9 months old	200.00
140366	Colony Vale Abbekerk, 1 year and 9 months old	200.00
140366	Colony Colantha Koba, 1 year and 8 months old	200.00
140357	Colony Minnie Koba, 1 year and 8 months old	200.00
	Total value (131 head)	$36,825.00

Inventory of Yearlings (Holstein-Friesian), March 31st, 1927.

140358 Colony Faforit Segis Koba, 1 year and 8 months old.
140355 Colony Sena Koba, 1 year and 7 months old.
140360 Colony Madam Canary, 1 year and 7 months old.
145234 Colony Ena DeKol Abbekerk, 1 year and 6 months old.
145237 Colony Madam B. Koba, 1 year and 5 months old.
145244 Colony Korndyke Abbekerk, 1 year and 5 months old.
145250 Colony Poetess Aaggie Posch, 1 year and 5 months old.
145766 Colony Tensen Koba, 1 year and 5 months old.
145248 Colony Ianthe J. Canary, 1 year and 5 months old.
145241 Colony Segis Abbekerk, 1 year and 4 months old.
145249 Colony Effice Canary, 1 year and 4 months old.
145240 Colony Clothilde Abbekerk, 1 year and 4 months old.
145238 Colony Pearl Koba, 1 year and 4 months old.
145242 Colony Grace Koba Abbekerk, 1 year and 3 months old.
145245 Colony Pietje Canary, 1 year and 3 months old.
145246 Colony Grace Canary, 1 year and 2 months old.
145247 Colony Clothilde Canary, 1 year and 2 months old.
145239 Colony Effie Pauline Koba, 1 year and 2 months old.
150995 Colony Ianthe P. Canary, 1 year and 2 months old.
150990 Colony Grace Flora Koba, 1 year and 2 months old.
150986 Colony Netherland Koba, 1 year and 2 months old.
150998 Colony Beets Canary, 1 year and 2 months old.
150985 Colony Morag Canary, 1 year and 1 month old.
150993 Colony Clare Posch, 1 year and 1 month old.
150996 Colony Fleta Canary, 1 year and 1 month old.
150997 Colony Ella Canary, 1 year and 1 month old.
150991 Colony Grebegga Posch Koba, 1 year and 1 month old.
150994 Colony Deirdre Posch, 1 year and 1 month old.
150992 Colony Dusky Lass Koba, 1 year old.
150988 Colony Elsie Posch Koba, 1 year old.
150987 Colony Flood Koba, 1 year old.
150989 Colony Lulu Koba, 11 months old.
154910 Colony Ormsby Koba, 10 months old.
154911 Colony Butter Belle Koba, 10 months old.
154912 Colony Beulah DeKol Koba, 10 months old.
154909 Colony Marie Abbekerk, 9 months old.
154908 Colony Cyclone Abbekerk, 9 months old.
154903 Colony Esther Canary, 9 months old.



PROVINCIAL MENTAL HOME, SAANICH, B.C.

MISCELLANEOUS STATEMENTS, INVENTORIES, ETC.—*Continued.*

INVENTORY OF YEARLINGS (HOLSTEIN-FRIESIAN), MARCH 31ST, 1927—*Continued.*

Reg. No.	Name.
154907	Colony Julia Abbekerk, 9 months old.
154914	Colony Jannek Abbekerk, 9 months old.
154906	Colony Segis Elsie Abbekerk, 8 months old.
154905	Colony Beulah McKinley Abbekerk, 8 months old.
69001	Colony Koba McKinley 42nd, 8 months old.

Value of 43 head at cost of raising, $7,783.69.

INVENTORY OF CALVES (HOLSTEIN-FRIESIAN), MARCH 31ST, 1927.

154913	Colony Georgie Koba, 8 months old.
154904	Colony Vale Koba Abbekerk, 7 months old.
68913	Colony Poet Posch Champion, 7 months old.
71301	Colony Butter Boy Champion, 6 months old.
163596	Colony Morag McKinley Koba, 5½ months old.
71298	Colony Koba McKinley 45th, 5 months old.
163598	Colony Tensen Canary, 4½ months old.
163597	Colony Ianthe Johanna Canary, 4 months old.
163595	Colony Georgie Pauline Koba, 4 months old.
163605	Colony Maud Heilo, 4 months old.
163604	Colony Tensen Posch Heilo, 3½ months old.
163599	Colony Faforit Canary, 3½ months old.
163607	Colony Ianthe Posch Heilo, 3 months old.
71300	Colony Clare Sir Bessie, 3 months old.
71299	Colony Heilo Sir Bessie, 3 months old.
163608	Colony Julip Heilo, 3 months old.
163603	Colony Poetess Abbekerk, 2¾ months old.
163602	Colony Cora Abbekerk, 2¾ months old.
71303	Colony Koba McKinley 48th, 2½ months old.
163594	Colony Grebegga Gretchan Koba, 2½ months old.
163606	Colony Grace Koba Heilo, 2½ months old.
163601	Colony Bessie Abbekerk, 2 months old.
71302	Colony Jannek Sir Bessie, 2 months old.
163610	Colony Sadie Heilo, 1¾ months old.
163611	Colony Aaggie Burke Heilo, 1¾ months old.
163600	Colony Fleta Newman Canary, 1½ months old.
163593	Colony Ella Mechthilde Canary, 1 month old.
163609	Colony Jemima Heilo, 1 month old.
.....	Colony Koba McKinley 50th, ¾ month old.
.....	Colony Koba McKinley 52nd, ½ month old.
.....	Colony Rag Sir Bessie, ¼ month old.
.....	Colony Minnie Canary, ¼ month old.

Value of 32 head at cost of raising, $1,959.40.

INVENTORY OF HERD BULLS, MARCH 31ST, 1927.

31520	Colony Koba McKinley, 10 years and 3 months old	$500.00
53787	Colony Posch Champion 5th, 5 years old	500.00
57703	Colony Koba McKinley 10th, 3 years and 8 months old	650.00
66155	Hazelwood Heilo Sir Bessie, 2 years and 3 months old	700.00
70275	Sir Romeo Mildred Colantha 6th, 10 months old	550.00
	Total value (5 head)	$2,900.00

MISCELLANEOUS STATEMENTS, INVENTORIES, ETC.—*Continued.*

INVENTORY OF WORK-HORSES, MARCH 31ST, 1927.

Farm—	
Scotty (Colony Pride), 14 years old	$250.00
Colony Mintmaster (brown gelding), 9 years old	250.00
Jerry 2nd (No. 6 brown gelding), 13 years old	200.00
Levi (express, grey), 23 years old	50.00
Repertoire (pony), 25 years old	5.00
Kate (roan mare), 10 years old	250.00
Dan (roan gelding), 9 years old	250.00
Blossom (roan mare), 10 years old	250.00
Colony Lady Pride (Clyde mare), 8 years old	350.00
Colony Lady Dunure (Clyde mare), 8 years old	350.00
Flash Rosary (Clyde mare), 16 years old	200.00
Colony Begg Princess (Clyde mare), 7 years old	500.00
Colony Opal's Queen (Clyde mare), 7 years old	250.00
Colony Drumburle Prince (bay gelding), 7 years old	250.00
King (driver), 7 years old	200.00
Charlie (brown gelding), 10 years old	250.00
Bob (Doris' colt), 6 years old	300.00
Lily (black mare), 5 years old	250.00
Sandy (black gelding), 8 years old	250.00
Joe (black gelding), 7 years old	250.00
Clyde (bay gelding), 8 years old	250.00
Mack (bay gelding), 7 years old	250.00
Jolly (brown gelding), 5 years old	250.00
Star (brown gelding), 5 years old	250.00
Colony Queen of the Ring, 3 years old	400.00
Colony Dunure Lens, 2 years old	250.00
Colony Lady Lens, 1 year old	100.00
Nellie (grade filly), 1 year old	75.00
Hill Stable—	
Barney (bay gelding), 11 years old	250.00
Jock (bay gelding), 11 years old	250.00
Nigger (black gelding), 13 years old	200.00
Pete 2nd (black gelding), 13 years old	200.00
Tommy (bay gelding), 15 years old	150.00
Glen (McKay gelding), 16 years old	125.00
McTavish (chestnut gelding), 12 years old	75.00
Prince (chestnut gelding), 12 years old	100.00
City Institution—	
Dick (bay gelding), 9 years old	225.00
Frank (brown gelding), 10 years old	250.00
Jimmy 1st (bay gelding), 14 years old	100.00
Total value (39 head)	$8,655.00

INVENTORY OF HOGS, MARCH 31ST, 1927.

Essondale Piggery.

Breeding stock (boars)—	Date of Birth.	
Colony Perfection, 97479	July 2, 1923	$60.00
Agassiz Daredevil, 99664	Mar. 9, 1924	60.00
Montvic Nonpareil, 111092	Oct. 7, 1925	75.00
Orchard Grove Pat 83, 117111	Nov. 23, 1925	150.00
Carried forward		$345.00

MISCELLANEOUS STATEMENTS, INVENTORIES, ETC.—*Continued.*

INVENTORY OF HOGS, MARCH 31ST, 1927—*Continued.*

Essondale Piggery—Continued.

Brought forward		$345.00
Breeding stock (sows)—	Date of Birth.	
Agassiz Bestofall, 83903	May 28, 1922	50.00
Agassiz Betterstill, 83902	May 28, 1922	50.00
Colony Maid, 97482	Aug. 31, 1923	75.00
Colony Maid 2, 97483	Aug. 31, 1923	75.00
Colony Maid 3, 97484	Aug. 31, 1923	75.00
Colony Maid 4, 97485	Aug. 31, 1923	75.00
Springdale Sue 18, 78674	April 9, 1921	50.00
Colony Vera, 97486	Sept. 5, 1923	50.00
Colony Vera 3, 106308	June 20, 1924	75.00
Colony Vera 4, 106309	July 16, 1924	75.00
Colony Maid 5, 106300	June 20, 1924	75.00
Colony Maid 6, 106301	June 20, 1924	75.00
Colony Maid 7, 106302	June 20, 1924	75.00
Colony Maid 8, 106303	June 20, 1924	65.00
Colony Maid 9, 106304	June 20, 1924	65.00
Colony Maid 10, 106305	June 20, 1924	65.00
Colony Maid 12, 106307	June 20, 1924	75.00
Colony Gipsey, 106294	July 28, 1924	75.00
Colony Gipsey 4, 113754	Feb. 5, 1925	65.00
Colony Gipsey 5, 113755	Feb. 5, 1925	65.00
Colony Gipsey 6, 113756	Feb. 5, 1925	65.00
Colony Gipsey 7, 113757	Feb. 5, 1925	65.00
Colony Vera 6, 113751	Jan. 28, 1925	75.00
Colony Vera 7, 113752	Jan. 28, 1925	75.00
Colony Perfect Queen, 112939	Nov. 2, 1924	75.00
Colony Ruby 2, 112496	Oct. 26, 1924	75.00
Colony Rachel, 112492	Nov. 21, 1924	75.00
Colony Rachel 2, 112493	Nov. 21, 1924	50.00
Colony Maid 13, 113748	Feb. 3, 1925	65.00
Colony Maid 14, 113749	Feb. 3, 1925	65.00
Colony Maid 15, 113753	Aug. 1, 1925	65.00
Colony Gipsey 9, 113759	Aug. 10, 1925	50.00
Colony Gipsey 11, 116395	Aug. 10, 1925	50.00
Colony Myrtle, 112935	Oct. 16, 1924	65.00
Colony Perfect Lady, 112938	Nov. 17, 1924	60.00
Colony Ruby 7, 123020	April 6, 1926	35.00
Colony Ruby 8, 123021	April 6, 1926	35.00
Colony Kate 2, 123023	May 8, 1926	35.00
Colony Mina 5, 123024	June 1, 1926	35.00
Colony Mina 6, 123025	June 1, 1926	35.00
Colony Hilda 4, 123026	May 28, 1926	35.00
Colony Maid 18, 123027	April 30, 1926	35.00
Colony Niome, 123028	Mar. 29, 1926	35.00
Colony Blanche 2, 116391	Aug. 16, 1925	75.00
Colony Blanche 3, 116392	Aug. 16, 1925	75.00
3 young sows, not registered, at $30		90.00
3 young boars at $25		75.00
Carried forward		$3,265.00

MISCELLANEOUS STATEMENTS, INVENTORIES, ETC.—*Continued.*

INVENTORY OF HOGS, MARCH 31ST, 1927—*Continued.*

Essondale Piggery—Continued.

Brought forward	$3,265.00
Butcher stock—	
48 pigs, 9 weeks old, at $8	384.00
56 pigs, 11 weeks old, at $10	560.00
5 pigs, 3 months old (poor), at $5	25.00
9 pigs, 3 months old (fair), at $10	90.00
6 pigs, 3 months old, at $12	72.00
17 pigs, 4 months old, at $12	204.00
3 boars, 6 months old, at $25	75.00
5 pigs at 110 lb., 550 lb. at 12 cents	66.00
5 pigs at 130 lb., 650 lb. at 12 cents	78.00
6 pigs at 140 lb., 840 lb. at 12 cents	100.80
7 pigs at 150 lb., 1,050 lb. at 12 cents	126.00
15 pigs at 160 lb., 2,400 lb. at 12 cents	288.00
5 pigs at 175 lb., 875 lb. at 12 cents	105.00
16 pigs at 180 lb., 2,880 lb. at 12 cents	345.60
5 pigs at 190 lb., 950 lb. at 12 cents	114.00
15 pigs at 200 lb., 3,000 lb. at 12 cents	360.00
3 pigs at 225 lb., 675 lb. at 12 cents	81.00
10 pigs at 259 lb., 2,590 lb. at 12 cents	310.80

New Westminster Piggery.

	Date of Birth.	
Breeding stock—		
Colony Perfection 2, 97480 (boar)	Aug. 31, 1923	75.00
Springdale Colonel, 99539 (boar)	Sept. 29, 1923	40.00
Colony Gipsey 2nd, 106295	July 28, 1924	65.00
Colony Gipsey 3, 106296	July 28, 1924	65.00
Colony Maid 11, 106306	June 20, 1924	65.00
Colony Ruby, 112495	Oct. 26, 1924	65.00
Colony Princess 2, 116393	Aug. 16, 1925	65.00
Colony Verona, 116388	Aug. 20, 1925	50.00
Colony Susan, 113761	Aug. 16, 1925	50.00
Colony Blanche, 116390	Aug. 16, 1925	50.00
20 sows, pure-bred, not registered, at $40		800.00
1 sow, pure-bred, not registered, at $25		25.00
Butcher stock—		
20 pigs, 2 weeks old, at $5		100.00
11 pigs, 6 weeks old, at $6		66.00
22 pigs, 2 months old, at $8		176.00
5 pigs, 2 months old (poor), at $5		25.00
14 pigs at 65 lb., 910 lb. at 12 cents		109.20
24 pigs at 100 lb., 2,400 lb. at 12 cents		288.00
21 pigs at 140 lb., 2,940 lb. at 12 cents		352.80
25 pigs at 175 lb., 4,875 lb. at 12 cents		585.00
14 pigs at 172 lb., 2,408 lb. at 12 cents		288.96
8 pigs at 124 lb., 992 lb. at 12 cents		119.04
Total value (486 head)		$10,175.20

MISCELLANEOUS STATEMENTS, INVENTORIES, ETC.—*Continued.*

Inventory of Sheep, March 31st, 1927.

Pure-bred Oxford Down—	
44 ewes (aged) at $30	$1,320.00
21 ewes (shearling) at $20	420.00
4 wethers (shearling) at $10	40.00
1 ram (aged)	100.00
2 rams (shearling) at $100	200.00
2 rams (shearling) at $75	150.00
101 grade sheep at $11	1,111.00
Total value (175 head)	$3,341.00

Inventory of Poultry, March 31st, 1927.

329 Leghorn hens	$329.00
261 Leghorn pullets	391.50
44 Rhode Island hens	55.00
81 Rhode Island pullets	121.50
47 Barred Rock hens	58.75
39 Barred Rock pullets	58.50
5 Leghorn cockerels	15.00
6 Rhode Island cockerels	18.00
6 Barred Rock cockerels	18.00
24 capons	36.00
186 baby chicks, 1 month old	65.10
301 baby chicks, 1 week old	75.25
Total	$1,241.60

Inventory of Unissued Stores—Feed and Sundries, Poultry Department, March 31st, 1927.

500 lb. bran	$7.25
500 lb. shorts	7.50
900 lb. corn-meal	20.00
150 lb. oat-chop	2.50
850 lb. beef-scrap	32.00
400 lb. cracked corn	8.00
1,400 lb. wheat	35.00
1,200 lb. oats	18.00
400 lb. baby-chick scratch	13.00
50 lb. baby-chick mash	4.00
700 lb. shell	3.50
18 bales straw	9.00
88 dozen eggs	18.48
52 dozen eggs in incubators	13.00
1 can coal-oil	1.60
Total	$192.83

Inventory of Unissued Stores—Feed and Sundries, Essondale Hog Department, March 31st, 1927.

2,404 lb. ham and bacon	$961.60
Sausage casings	50.00
Carried forward	$1,011.60

MISCELLANEOUS STATEMENTS, INVENTORIES, ETC.—*Continued.*

Inventory of Unissued Stores—Feed and Sundries, Essondale Hog Department, March 31st, 1927—*Continued.*

Brought forward	$1,011.60
173 bales straw	86.50
800 lb. bran	11.20
2,500 lb. ground screenings	35.00
2,500 lb. corn-meal	50.00
3,000 lb. rice-meal	37.50
4,200 lb. shorts	63.00
7,000 lb. tankage	168.00
2,000 lb. oat-flour	48.00
Total	$1,510.80

Inventory of Feed and Sundries, New Westminster Hog Department, March 31st, 1927.

3,500 lb. shorts	$61.25
4,000 lb. rice-meal	50.00
2,000 lb. pea-meal	42.00
Total	$153.25

Inventory of Unissued Stores—Cannery, March 31st, 1927.

3,000 No. 10 cans and tops, inside enamel	$330.00
125 pickle-kits (3-gallon)	25.00
1,700 lb. granulated sugar	119.00
500 lb. brown sugar	32.50
Total	$506.50

Inventory of Unissued Stores—Cannery, March 31st, 1927.

187 No. 10 cans strawberries	$280.50
426 No. 10 cans raspberries	639.00
78 No. 10 cans loganberries	78.00
7 No. 10 cans blackberries	7.00
363 No. 10 cans plums	290.40
468 No. 10 cans pears and pear-pulp	327.60
615 No. 10 cans prunes	492.00
95 No. 10 cans crabs	76.00
8 No. 10 cans cherries	12.00
6 20-lb. pails loganberry jam	18.00
65 No. 10 cans beans	26.00
14 No. 10 cans peas	14.00
78 No. 10 cans tomatoes	58.50
Total	$2,319.00

Inventory of Unissued Stores—Feed, March 31st, 1927.

7,500 lb. clover-hay	$64.31
10,415 lb. peas	309.52
40,735 lb. brewer's grains	568.15
64,445 lb. oats	949.79
Carried forward	$1,891.77

MISCELLANEOUS STATEMENTS, INVENTORIES, ETC.—*Continued.*

INVENTORY OF UNISSUED STORES—FEED, MARCH 31ST, 1927—*Continued.*

Brought forward	$1,891.77
69,800 lb. timothy-hay	488.60
338,470 lb. ensilage	645.52
196 bales straw	110.72
18,100 lb. corn-meal	316.21
4,250 lb. soy-bean meal	135.00
8,200 lb. cotton-seed meal	207.80
31,500 lb. shorts	477.99
23,600 lb. oil-meal	659.95
10,405 lb. alfalfa	133.55
61,800 lb. beet-pulp	1,473.20
29,100 lb. distiller's grains	441.37
14,000 lb. wheat	350.00
59,000 lb. bran	830.31
Total	$8,161.99

VICTORIA, B.C.:
Printed by CHARLES F. BANFIELD, Printer to the King's Most Excellent Majesty.
1928.