DEPARTMENT OF PROVINCIAL SECRETARY

ANNUAL REPORT

OF THE

MENTAL HOSPITALS

OF THE

PROVINCE OF BRITISH COLUMBIA

FOR 12 MONTHS ENDED MARCH 31ST

1924

PRINTED BY
AUTHORITY OF THE LEGISLATIVE ASSEMBLY.

VICTORIA, B.C.:
Printed by CHARLES F. BANFIELD, Printer to the King's Most Excellent Majesty.
1924.

To His Honour WALTER CAMERON NICHOL,

Lieutenant-Governor of the Province of British Columbia.

MAY IT PLEASE YOUR HONOUR:

The undersigned respectfully submits herewith the Annual Report of the Medical Superintendent of the Mental Hospitals for the fiscal year ended March 31st, 1924.

J. D. MACLEAN,

Provincial Secretary.

Provincial Secretary's Office.

TABLE OF CONTENTS.

PART I.—MEDICAL.

	PAGE.
Officers and Staff, List of	7
Report—General Medical Superintendent	9
Report, Laboratory—Director of Laboratory	14
Report—Visiting Dentist	14
Statistical Tables—	
1. Movement of Population during Year	15
2. Summary of Operations of Hospitals since Inception	17
3A. Admissions, Discharges, and Deaths, New Westminster	18
3B. Admissions, Discharges, and Deaths, Essondale	18
3C. Admissions, Discharges, and Deaths, Saanich	19
4. Civil State of Patients admitted	19
5. Religious Denominations of Patients	19
6. Educational Status of Patients	20
7. Nationality of Patients	20
8. Districts from which Patients were admitted	21
9. Occupation of Patients prior to Admission	22
10. Age of Patients on Admission	23
11. Number of Attacks at Time of Admission	23
12. Alleged Duration of Attack prior to Admission	23
13. Table of Heredity	24
14. Alleged Cause of Insanity in Patients admitted	24
15. State of Bodily Health of Patients admitted	24
16. Form of Mental Disorder in Patients admitted	25
17A. Probation, Number allowed out on, New Westminster	25
17B. Probation, Number allowed out on, Essondale	25
17C. Probation, Number allowed out on, Saanich	26
18A. Discharges, showing Alleged Duration of Insanity, New Westminster	26
18B. Discharges, showing Alleged Duration of Insanity, Essondale	26
18C. Discharges, showing Alleged Duration of Insanity, Saanich	26
19A. Discharges, showing Length of Residence in Hospital and Condition at Time of Discharge, New Westminster	27
19B. Discharges, showing Length of Residence in Hospital and Condition at Time of Discharge, Essondale	27
19C. Discharges, showing Length of Residence in Hospital and Condition at Time of Discharge, Saanich	27
20A. Deaths, Cause of, and Length of Time in Hospital, New Westminster	28
20B. Deaths, Cause of, and Length of Time in Hospital, Essondale	29
20C. Deaths, Cause of, and Length of Time in Hospital, Saanich	30
21. Deportations, New Westminster, Essondale, and Saanich	31

PART II.—FINANCIAL.

Report—Bursar	32
Balance-sheet and Profit and Loss Account, New Westminster	34
Balance-sheet and Profit and Loss Account, Essondale	35
Balance-sheet and Profit and Loss Account, Saanich	36
Financial Tables—	
A. Average Residence, Maintenance and *Per Capita* Cost since Inception	37
B. / B 1. Analysis of Gross *Per Capita* Cost	38, 39
C. / C 1. Yearly Gross Expenditure, Analysis of, since Inception	40, 41

Financial Tables—*Continued.* PAGE.
D. Summary of Gross and Net *Per Capita* Cost in all Hospitals 42
E. Expense and Revenue Statement, New Westminster 44
F. Expense and Revenue Statement, Essondale 46
G. Expense and Revenue Statement, Saanich 48
Revenue, Table of, since Inception 50
Report, Financial—Tailor's Department 50
Report, Financial—Shoemaker's Department 52
Production Tables:—
Summary of Working-days, Patients, Essondale 53
Summary of Working-days, Patients, New Westminster 54
Articles made by Female Patients, New Westminster 54
Articles made for Essondale by New Westminster 54
Mending done by Female Patients, New Westminster 54
Fruit put up in Kitchen, New Westminster 54
Made by Plumber, New Westminster 55
Laundry-work done for Provincial Industrial School for Boys by Essondale 55
Supplies, New Westminster—
Garden Produce 55
Farm Produce 55
Supplies, Saanich—Production Table, Farm and Garden 56

PART III.—COLONY FARM.

Report—Farm Superintendent 59
Report—Financial, General—Bursar 61
Balance-sheet 62
Profit and Loss Account 63
Dairy and Herds Department—
Profit and Loss Account 64
Production and Costs Account 64
Milk Production and Cost 64
Bull Department—Profit and Loss Account 65
Mature Cow Department—Profit and Loss Account 65
Yearling Department—Profit and Loss Account 66
Calves Department—Profit and Loss Account 67
Work-horse Department—
Sales and Deaths Account 67
Profit and Loss Account 68
Horse-labour Account 68
Young Horse Department—Profit and Loss Account 68
Sheep Department—Profit and Loss Account 69
Hog Department—Profit and Loss Account 69
Poultry Department—Profit and Loss Account 70
Cannery—Profit and Loss Account 70
Truck-garden and Nursery—Profit and Loss Account 71
Crop Department—Profit and Loss Account 71
Pasturage Account 74
Shrinkage and Rot 74
Tractor Account 75
Exhibition Expenses 75
Maintenance and Administration, General 75
Produce supplied to Essondale 75
Produce supplied to New Westminster 76
Accounts receivable 77
Notes receivable 77
Trees, Shrubs, etc., supplied to Public Schools and Institutions 77
Equipment 78

Inventories— PAGE.
Cows 78
Young Cattle 81
Herd Bulls 82
Work-horses 82
Sheep 83
Poultry 83
Hogs 84
Feed on Hand 85
Feed and Produce 85
Cannery 85
Nursery and Garden 86

Patients harvesting a bumper crop of " Carman No. 1 " potatoes, averaging almost 14 tons per acre.

DEPARTMENT OF PROVINCIAL SECRETARY.

Hon. J. D. MacLean, *Provincial Secretary.* J. L. White, *Deputy Provincial Secretary.*

OFFICERS AND STAFF, MENTAL HOSPITALS.

H. C. Steeves, B.A., M.D., C.M., *General Medical Superintendent.*

OFFICERS AT NEW WESTMINSTER.

Medical Staff:

E. J. Ryan, M.D., C.M., *Assistant Medical Superintendent.*

F. A. Ireland, M.D., *Assistant Physician.* Gwendolyn Kellington, *Analyst.*

Clerical Staff:

Gowan S. Macgowan, *Bursar.* Thos. H. Cambridge, *Receiving Clerk.*

F. Gillard, *Clinical Clerk and Stenographer.*

J. F. O'Reilly, *Steward.* Violet Stead, *Clinical Stenographer.*

Chaplains:

Rev. F. W. Auvache, Protestant. Rev. Father P. Conan, Roman Catholic.

Nursing Staff:

Miss M. Fillmore, *Matron and Supervisor of Nurses.* F. Spooner, *Chief Attendant.*

OFFICERS OF ESSONDALE AND COLONY FARM.

Medical Staff:

A. L. Crease, M.D., C.M., *Assistant Medical Superintendent and Pathologist.*

L. E. Sauriol, M.D., *Assistant Physician.* E. C. Benwell, M.D., *Assistant Physician.*

B. H. O. Harry, M.D., *Assistant Physician.*

Clerical Staff:

Gowan S. Macgowan, *Bursar.* C. Fletcher, *Chief Clerk.* M. H. McCabe, *Book-keeper.*

John Pumphrey, *Steward.* Ethel Gregg, *Stenographer.*

F. J. Fish, *Clinical Clerk and Stenographer.* I. H. Wedge, *Clinical Stenographer.*

Chaplains:

Rev. Mr. Turner, Protestant. Rev. Father Pare, Roman Catholic.

Nursing Staff:

Gilbert Mathewson, *Chief Attendant.* M. Doyle, *Assistant Chief Attendant.*

M. Fillmore, *Matron and Supervisor of Nurses.*

Colony Farm:

P. H. Moore, B.A., B.S.A., *Farm Superintendent.*

T. Weeks, *Record Clerk.* R. Gardner, *Foreman.*

J. Lobban, *Storekeeper.*

OFFICERS OF MENTAL HOME, COLQUITZ.

George Hall, M.D., C.M., *Visiting Physician.*

Granby Farrant, *Managing Supervisor.* Harry Hoult, *Chief Attendant.*

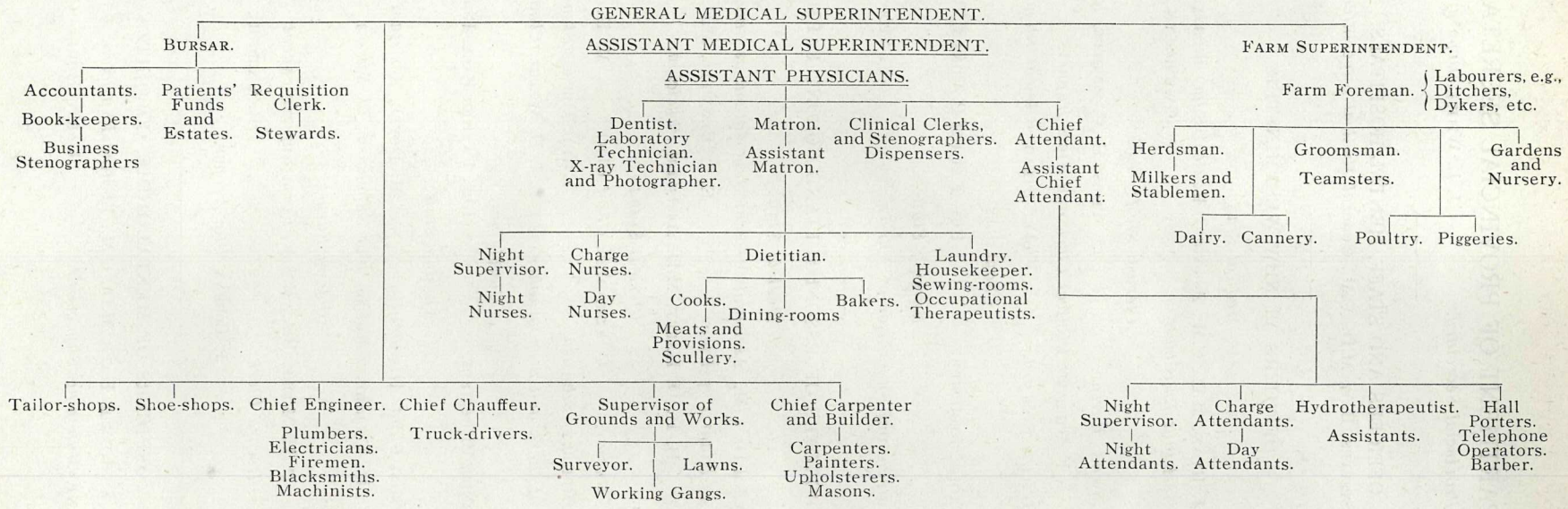
GENERAL MEDICAL SUPERINTENDENT.
BURSAR.
Accountants.
Book-keepers.
Business Stenographers
Patients' Funds and Estates.
Requisition Clerk.
Stewards.
ASSISTANT MEDICAL SUPERINTENDENT.
ASSISTANT PHYSICIANS.
Dentist.
Laboratory Technician.
X-ray Technician and Photographer.
Matron.
Assistant Matron.
Clinical Clerks, and Stenographers.
Dispensers.
Chief Attendant.
Assistant Chief Attendant.
Night Supervisor.
Night Nurses.
Charge Nurses.
Day Nurses.
Dietitian.
Cooks.
Meats and Provisions.
Scullery.
Dining-rooms
Bakers.
Laundry.
Housekeeper.
Sewing-rooms.
Occupational Therapeutists.
FARM SUPERINTENDENT.
Farm Foreman.
Labourers, e.g., Ditchers, Dykers, etc.
Herdsman.
Milkers and Stablemen.
Groomsman.
Teamsters.
Gardens and Nursery.
Dairy.
Cannery.
Poultry.
Piggeries.
Tailor-shops.
Shoe-shops.
Chief Engineer.
Plumbers.
Electricians.
Firemen.
Blacksmiths.
Machinists.
Chief Chauffeur.
Truck-drivers.
Supervisor of Grounds and Works.
Surveyor.
Lawns.
Working Gangs.
Chief Carpenter and Builder.
Carpenters.
Painters.
Upholsterers.
Masons.
Night Supervisor.
Night Attendants.
Charge Attendants.
Day Attendants.
Hydrotherapeutist.
Assistants.
Hall Porters.
Telephone Operators.
Barber.

REPORT OF THE MEDICAL SUPERINTENDENT

For the Twelve Months ended March 31st, 1924.

PART I.—MEDICAL.

NEW WESTMINSTER, B.C., August 15th, 1924.

The Honourable the Provincial Secretary,
Parliament Buildings, Victoria, B.C.

SIR,—I have the honour to submit herewith for your consideration the Fifty-second Annual Report of the Mental Hospitals of British Columbia for the fiscal year ended March 31st, 1924.

The admissions for the year were nine in excess of the previous year. We received this year 285 males and 162 females on new committal, a total of 447 during the year. The following synopsis will show you briefly the movement of patients covered in this report:—

Movement of Population.	Male.	Female.	Total.
In Hospital, April 1st, 1923	1,222	475	1,697
On probation at home	46	44	90
New admissions (1923–24)	285	162	447
Total treated during the year	1,553	681	2,234
Discharged during the year	176	111	287
Died	119	44	163
Total	295	155	450
In residence, March 31st, 1924	1,258	526	1,784

Net increase of population in residence, 87; average daily population, 1,732.37.

In May, 1923, we were unfortunate in receiving a patient from Vancouver who developed variola within a week of his admission to the Public Hospital for Insane. The institution was promptly quarantined against visiting, all patients and employees were vaccinated, and every precaution taken to prevent the spread of the disease. We were fortunate in confining it to the admission ward, where only nine cases of the mildest type developed; none were severely ill and made good recoveries without complications. We were able to raise the quarantine in June and had no further recurrence of the infection.

In August we were again afflicted with a severe gastro-intestinal disease, which, after the most careful study, in which typhoid and allied diseases were eliminated, was classified as influenza. It attacked most severely the demented patients and these cases collapsed and succumbed to the disease very rapidly. This epidemic is largely responsible for our increased death-rate for the year. Our death-rate was 7.25 per cent. of the total number under treatment, a fair rate considering the epidemic and the very wide range of acute cases admitted to Hospital. The records show 47 per cent. of those admitted were in reduced physical health when received at the Hospital.

A study of the 447 cases admitted reveals interesting facts which I am sure will greatly impress you and those citizens who are interested in the future welfare of the Province and Canada in general. As pointed out in my former reports, heredity has played an important part. Heredity was declared in 59 cases, ascertained by us in 37 cases, and inferred from investigation which could not be pursued to a positive conclusion in 104 cases; a total of 200 cases, then, in which the factor of heredity is involved. Compare this with the table of diagnosis and we find there manic depressive, 125, or 28 per cent.; dementia præcox, 102, or 22.8 per cent.; diseases in which heredity is admittedly an important factor constitute 50.8 per cent. of the total admissions. Add to this epilepsy 3.9 per cent. and idiot and imbecile 9.1 per cent., and

we have 63.8 per cent. of all cases coming to the Mental Hospital last year in which something, and I believe much, could be done by public education to save this great wastage to our population and misery and expense to future generations. Syphilis was directly responsible for 35, or 9.6 per cent., of the admissions, and alcohol for 21, or 4.7 per cent.; another 14 per cent. where education and eugenic control of marriage with the educated support of public opinion could do much to relieve conditions.

One often hears of isolation and hardships as a cause for mental break-down. I can find little in our statistics to justify the theory of isolation at least. Our patients came to us last year as follows: Greater Vancouver, 202, or 45.1 per cent.; Victoria, 46, or 10.2 per cent.; New Westminster, 21, or 4.7 per cent.; while the rest of the Province and the Yukon furnished 178, or 40 per cent. These figures, I believe, about represent the distribution of our population and show that, *per capita*, rural life in outlying districts is not the important factor often stated.

The table of occupations followed does not present any outstanding figures which would indicate unusual hazard to mental health in any occupation. The figure 97 for housewives only indicates to me the proportion of females admitted who are married and directing a home, the normal occupation followed by the married woman. Of the age at which the illness appeared, we find the greatest number in the five-year period from 35 to 40 years, when 62 of the total number broke down. This would seem to indicate that the peak-load of mental strain in the average life comes at this period, and those who are predisposed to mental illness should avoid attempting more responsibility than their health will permit in their ambition to accumulate wealth in worldly goods at the expense of health.

Of those admitted, 325, or approximately 73 per cent., were suffering from their first attack, and in discussing discharges I will point out how important it is that these cases be brought to Hospital as early as possible. Figures show that here most certainly to delay is dangerous.

We hear from time to time discussion as to the nationality of our mental cases and find it linked up in many erroneous ways. Of those admitted during the period of this report, 133, or 29.7 per cent., were born in Canada, 314, or 70.3 per cent., being born in other countries. As much has been said about immigration and the open door for new citizens from other countries, I have analysed this 70 per cent. and find they were contributed as follows: Great Britain: England, 110; Scotland, 45; Ireland, 21; a total of 176, or 39.3 per cent. of the total admissions. Oriental: India, 1; China, 20; Japan, 2; a total of 23, or 5.1 per cent. of the total admissions. United States, 45, or 10 per cent. of the total admissions.

This would seem to indicate that careful immigration inspection of prospective citizens should be carried out if future burdens in public institutions are to be minimized as much as possible. We successfully deported 17 cases to their home-land with the assistance of the Dominion Immigration Department, and I wish to express here my thanks for the prompt and active assistance of the officers of that Department in dealing with these cases.

As Mental Hospitals are too frequently looked upon by the uninformed as places for custodial care, and one frequently hears the assertion that nothing is being done for the patient, I will go into some detail as to the results of treatment during the year covered by this report.

Of the number admitted, 18.56 per cent. were discharged recovered. This may appear small, but it is to be remembered that 13 per cent. of the admissions were epileptic and feeble-minded, hopeless in so far as recovery goes when admitted; 9.6 per cent. were suffering from general paralysis of the insane, a fatal mental disease not yet successfully treated anywhere in the world. Hence we see at once a handicap of 22.6 per cent. of the admissions in which human skill has not yet been able to bring about recovery. Of those discharged, 112, or 40 per cent., were admitted to Hospital within two months of illness developing. How important, then, that treatment in Hospital be commenced as soon as possible. In this connection there is another important point. One often hears of patients and friends being told that they will be all right in six weeks or so; the average residence in Hospital of those cases discharged last year was eight months. It must be remembered that mental illness is a difficult one to deal with, and building up false hopes often adds a serious difficulty for the physicians and nurses who have to care for the patient and deal with the friends after the patient has reached Hospital. The total discharges, not including deaths, represent 64.2 per cent. of admissions, of which, as stated above, 18.56 per cent. of the total were recovered, the remainder being improved or unimproved, some to be deported to other countries, others to private institutions or to special care at home.

The death-rate was 7.25 per cent. of the total number of patients under treatment and has been referred to formerly in connection with the epidemic of gastro-enteritis which attacked our population last year. There was one unfortunate accident in which an acute patient who had been in Hospital only twenty-seven days took advantage of the short absence of the night nurse to strangle herself with the sheet from her bed. An inquest was held by the Coroner, the circumstances fully investigated, and a verdict returned which stated that no blame could be attached to the Hospital or the nurse in charge of the patient.

We close the year with 1,784 patients in residence, a net increase of 87 in our patient population for the year.

Finances.

For details under this heading I respectfully refer you to the balance-sheets and profit and loss statements in the appended tables, but for your more immediate information I would direct your attention to some of the more important results shown there.

The gross cost of operating the Mental Hospitals for the fiscal year, $585,111.70; net cost to the taxpayer, $502,716.08; collections for maintenance from the estates of patients, etc., $82,395.62; net daily *per capita* cost of operating the Hospital, 79.29 cents. The daily average population being 1,732.37.

In referring to detailed statements of financial transactions, I am pleased to direct your attention to the very satisfactory return of the Colony Farm department of the Hospitals for this period. The net profit of $15,782.50 is extremely gratifying to me, and I wish here to express my appreciation and thanks to Mr. Moore, the Farm Superintendent, for the splendid co-operation in that department.

The cannery, a new department of the farm operations, operated its first full season under average conditions, and I am especially pleased to refer you to the net profit of $5,380.49 made by this addition to our food-conserving facilities. This should be an effective answer to any doubts as to the advisability of such a department in any large institutional farm. In addition, there is a factor to which a money value cannot be given—the much improved dietary conditions and the satisfaction of the patient as compared to the old diet of dried fruits.

The tailor-shop department, occupying some twenty-five patients, has also shown a net profit of very satisfactory proportion, $4,574.47, in spite of some loss of time and disorganization of work incidental to the remodelling of the shop.

The department for criminally insane at the Mental Home, Saanich, under the very competent supervision of Mr. Granby Farrant, has made an excellent showing in the quantities of produce and supplies produced there under difficult circumstances, and I wish to commend him highly on the manner in which he has handled this department.

Condition of Plant.

I am pleased to record at this time the nearing completion of the new Hospital building at Essondale for the acute insane. Although not yet completed and furnished for occupation, this should be accomplished during the coming summer and will give some temporary relief to our present much overcrowded wards.

When occupied this building will be used as an Admission Hospital, where all new committals will be received, given preliminary studies and examinations before transfer to that portion of the Hospital most suited to continue treatment. A very good picture of the building is embodied in this report.

The work carried on by the mechanical departments of the staff embodies a great mass of detail not possible for me to mention in full, but I may say that the general condition of the plant reflects the interest and energy manifest and is a source of satisfaction to myself. I wish here to express my thanks to the departmental heads who have co-operated so splendidly in obtaining these results.

At the Public Hospital for Insane, New Westminster, much repair and replacement work has been done. The interior of the old shops building has been remodelled to meet the need for enlarged shop-space; the tailor-shop has been doubled in size and made much more hygienic and satisfactory, thus enabling the employment of an increased number of patients and added output from the shop. The shoe-shop has been also enlarged and more satisfactorily placed, while much-needed room has been given the carpenter-shop.

The slate and metal roofs were gone over and in many instances completely renewed, putting them in good condition for years to come.

The old laundry building was much improved by alterations to the ceiling in the finishing-room, allowing much-improved ventilation, and increased space was added on both floors by building a hand-elevator outside the building.

Foundations of Lawn House have been renewed in concrete and are now in permanent repair.

A great volume of repair-work to floors, walls, and corridors throughout the building has also been done and has entailed much work by carpenter, painter, plasterer, engineer, and their patient-helpers. The greenhouses have made a very splendid showing in the potted plants and cut flowers produced for the Hospital wards and are in readiness for the beautifying of the grounds the coming season. Lawns and gardens have been kept in excellent condition.

At the Mental Home, Colquitz, a steady improvement is to be noted in the condition of grounds, drives, and walks. Cement walks have been built to replace plank walks and general conditions improved. A new fence has been built, enclosing a suitable space for the outdoor recreation and exercise of those patients whose illness makes them dangerous to be trusted or cared for in the ordinary way out-of-doors. A new greenhouse of suitable proportion for care of plants and flowers for the wards and grounds has been erected and equipped and a very pleasing rockery added, making a very splendid and useful addition to the plant. Many other minor but important repairs and improvements have been carried out by the staff assisted by patient-helpers.

At Essondale a great volume of work has been carried out. The fire in January which destroyed a portion of the temporary building known as the Farm Annex caused much unexpected work, but I am glad to report the completed replacement of this loss by our own staff, with some temporary carpenter-help, in very splendid time. We now have a most excellent building for the parole class of farm-helpers at a very moderate cost. The carpenters, cement-workers, painters, and all others worked diligently and accomplished a really big job in a most satisfactory manner.

A new residence for the Medical Superintendent has been erected almost entirely by the staff and patient-labour from concrete blocks made by the patients; all plumbing, heating, wiring, painting, and masonry being done by our own employees and patients. A second cottage for a departmental head has been well started and should be completed during the summer.

A much-needed addition of four rooms for nurses has been added to the building for feeble-minded children. Floors have also been renewed in the dormitories of this building.

A new boiler-house has been erected to provide safe heating and hot water to the Farm Annex, and a start made on a new boiler-house to house the new boiler at the dairy, made necessary by the condemning of the old boiler there as worn out and too small for present needs.

In addition, all maintenance repair-work to existing buildings has been carried on and engineers, carpenters, painters, and plumbers have been constantly engaged in keeping the plant in order.

In answer to any suggestion that our patients are not occupied and that custodial care is all that is provided for them, I would like to cite a few instances of work accomplished by patients who are, I may say, much more interested in this form of productive employment than in the so-called vocational training, in my opinion, applicable and used properly only where patients are physically and mentally unfit for productive or industrial occupation. I direct your attention to the picture of potato harvest. The man on the digger is a patient; the pickers and sorters are all patients working under the direction and with the assistance of attendants.

Owing to temporary facilities in handling coal and on account of rehandling, no fewer than 10,600 tons of coal were handled by patients. Over 4,000 yards of drain-ditches have been dug by patients under supervision.

In excavating, grading, and road-making approximately 10,000 yards of earth have been handled by patient-workers, which at current cost has a value to the Hospital of over $10,000.

The lady patients have also been occupied in productive occupations. Some have worked in the vegetable-gardens and small fruits. The finishing-room in the laundry occupies twenty. The tailor-shop provides occupation for a score more, while the occupational room finds from eighty to ninety-five busily engaged every day. Here much useful work is done, as a reference to tables will show. Nearly 10,000 sheets were made, 100 table-cloths, over 1,500 articles of clothing for free patients, and many other articles in similar proportion.

It is our endeavour to provide suitable and useful occupation for all who are in any way able to be occupied, and we find the patients have been immensely benefited by these occupations and have benefited both their mental and physical conditions.

RECOMMENDATIONS.

I wish to repeat my former recommendation that a definite programme of extension be laid down whereby additional accommodation for the housing of patients will be provided year by year, thus avoiding the acute overcrowding which develops to the detriment of the patients and the serious handicapping of their treatment. It must be recognized that the present net increase of 80 to 100 patients per annum will increase steadily as the population of the Province increases, and be the walls of the Hospital as elastic as they may, this growing, steady increase cannot be absorbed without the same steady provision for its absorption. I therefore respectfully submit that provision should be made to carry on the construction of the new Hospital at Essondale to keep pace with the growth of patient population, to properly house, treat, and care for the unfortunate mentally ill.

In view of the fact that 13 per cent. of last year's admissions were epileptic and feeble-minded; that they are not proper cases to be received, cared for, and handled with the mentally ill; that there are at least 200 such cases in our population to-day, I strongly recommend that a suitable institution of sufficient size to receive and care for these cases and provide for future expansion of this immobile population should be planned and developed at once quite apart from the Mental Hospitals. I believe this could be done to good advantage and with considerable economy by carrying forward at once the complete scheme at Essondale and the remodelling of the Public Hospital for Insane for such an institution. I would recommend that serious consideration be given this matter, as the time is at hand when some action must be taken in the interests of the Hospital and the community at large.

In closing this report, I wish to record formal acknowledgment and sincere thanks to you, sir, for your ready understanding of our problems and your invaluable advice and assistance in their solution. I also desire to express my appreciation of the co-operation, assistance, and advice from the Department of Public Works, and especially Mr. H. W. Whittaker, the Architect; from the Purchasing Agent and the officials of his Department; the Comptroller-General and his officers, as well as all other departments of the Government with whom this institution has from time to time come in contact. All have been most courteous and helpful in every possible way.

I would indeed be remiss did I not commend to you my assistants, Dr. Crease and Dr. Ryan, for their splendid co-operation in carrying on our heavy task. Mr. Macgowan, our Bursar, has also been most untiring in his efforts in the interests of the Hospital and is one of our most highly valued officers. All other department heads are entitled to my most sincere thanks, and to them and to all employed in the service credit is due in some measure, be it great or small, for the faithful performance of duties well done.

I have the honour to be,
Sir,
Your obedient servant,

H. C. STEEVES,
General Medical Superintendent.

LABORATORY REPORT.

Urinalyses—Routine	452
Blood—Wassermann tests for syphilis	381
Blood-counts—	
Complete	8
White and differential counts	12
Spinal fluid—	
Wassermann tests	22
Globulin	8
Cell-counts	3
Cultures—	
Throat	30
Nose	30
Sputa examination for tuberculosis	14
Widal tests for typhoid	3
Smears—Urethral for Gc.	2
Agglutination tests for *Bacillus abortus*	26
Bacterial counts on milk	15

A. L. CREASE, M.D., C.M.,
Director of Laboratory.

DENTAL REPORT.

PUBLIC HOSPITAL FOR THE INSANE,
NEW WESTMINSTER, B.C.

Medical Superintendent,
Public Hospital for the Insane,
New Westminster, B.C.

SIR,—I beg to report the following dental work on patients in the Mental Hospitals, New Westminster and Essondale, during the year from April 1st, 1923, to March 31st, 1924, inclusive:—

Extractions	408
Amalgam fillings	70
Cement	15
Scaling and cleaning	81
Pyorrhœa treatments	4
Dentures	16
Dentures adjusted	9
Dentures repaired	21
Resetting bridge	1
Repairing bridge	2
Trimming dentures	2
Bridge removed	1
Abscess treated	1
Mandible injections	12

I have, etc.,
F. P. SMITH, D.D.S.,
Visiting Dentist.

STATISTICAL TABLES.

TABLE NO. 1.—SHOWING THE OPERATIONS OF THE HOSPITALS, NEW WESTMINSTER, ESSONDALE, AND SAANICH, FROM APRIL 1ST, 1923, TO MARCH 31ST, 1924.

Movement of Population.	Male.	Female.	Total.	Total. Male.	Total. Female.	Total. Total.
In residence, New Westminster, March 31st, 1923	165	442	607			
" Essondale, March 31st, 1923	927	33	960			
" Saanich, March 31st, 1923	130	..	130			
On probation, carried forward from 1922-23, New Westminster	18	42	60			
" " " Essondale	28	2	30			
" " " Saanich	..	..	..			
Escaped, carried forward from 1922-23, New Westminster	..	..	..			
" " Essondale	..	..	..			
" " Saanich	..	..	..	1,268	519	1,787
Admitted during the year 1923-24—						
By ordinary forms	272	156	428			
By urgency forms	8	5	13			
By voluntary form	2	..	2			
From the Yukon	1	1	2			
Order in Council	2	..	2	285	162	447
Total under treatment, New Westminster, Essondale, and Saanich, April 1st, 1923, to March 31st, 1924	..	..	..	1,553	681	2,234
Discharged during period April 1st, 1923, to March 31st, 1924:						
(*a.*) From New Westminster—						
As recovered	19	44	63			
As improved	20	18	38			
As unimproved	4	7	11			
Not insane	1	..	1			
On probation and still out	8	38	46			
Escaped, but not discharged	.	..	..			
Died	30	43	73			
	82	150	232			
(*b.*) From Essondale—						
As recovered	20	..	20			
As improved	48	..	48			
As unimproved	19	3	22			
Not insane	..	..	..			
On probation and still out	32	1	33			
Escaped, but not discharged	3	..	3			
Died	85	1	86			
	207	5	212			
(*c.*) From Saanich—						
Discharged, improved	2	..	2			
Died	4	..	4			
	6	..	6			
Total discharged from New Westminster, Essondale, and Saanich	..	..	..	295	155	450
Total in residence, New Westminster, Essondale, and Saanich	..	..	..	1,258	526	1,784
New Westminster—						
Total on books, March 31st, 1923	183	484	667			
Admissions during 1923-24	285	162	447			
Returned from Essondale	14	3	17			
Returned from Saanich	..	..	..	482	649	1,131
Discharged during 1923-24	82	150	232			
Transferred to Essondale	219	8	227			
Transferred to Saanich	19	..	19	320	158	478
Total in residence, New Westminster, March 31st, 1924	..	..	..	162	491	653

TABLE No. 1.—SHOWING THE OPERATIONS OF THE HOSPITALS, NEW WESTMINSTER, ESSONDALE, AND SAANICH, FROM APRIL 1ST, 1923, TO MARCH 31ST, 1924—*Continued.*

Movement of Population.	Male.	Female.	Total.	Total.		
				Male.	Female.	Total.
Essondale—						
Total on books, March 31st, 1923	955	35	990			
Transferred from New Westminster	219	8	227			
				1,174	43	1,217
Discharged during the year 1923–24	207	5	212			
Returned to New Westminster	14	3	17			
Transferred to Saanich	5	..	5			
				226	8	234
Total in residence, Essondale, March 31st, 1924	..	..	..	948	35	983
Saanich—						
Total on books, March 31st, 1923	130	..	130			
Transferred from New Westminster	19	..	19			
Transferred from Essondale	5	..	5			
				154	..	154
Discharged during the year 1923–24	6	..	6			
Returned to New Westminster	..	..	..			
				6	..	6
Total in residence, Saanich, March 31st, 1924	..	..	..	148	..	148
Total in residence, New Westminster, March 31st, 1924	162	491	653			
Total in residence, Essondale, March 31st, 1924	948	35	983			
Total in residence, Saanich, March 31st, 1924	148	..	148			
Grand total in residence, New Westminster, Essondale, and Saanich, March 31st, 1924	..	..	..	1,258	526	1,784

Daily average population	1,732.37
Percentage of discharges on admissions (not including deaths)	64.20
Percentage of recoveries on admissions	18.56
Percentage of deaths on whole number under treatment	7.25

New Building, Essondale, for the admission of new patients and care of the acute cases.



Rear View, New Building, Essondale.

Table No. 2.—Showing in Summary Form the Operations of the Hospital since its Inception.

Year.	Admissions.	Discharges.		Deaths.	Number Resident at the Close of each Year.	Increase.	Decrease.	Whole Number treated.	Percentage of Recoveries to Admissions.	Percentage of Discharges to Admissions (Deaths excluded).	Percentage of Deaths to Whole Number under Treatment.
		Recovered.	Not recovered.								
1872	18	1	..	1	16	..	..	18	5.55	5.55	5.55
1873	15	10	2	5	14	..	2	31	66.66	80.00	16.12
1874	12	4	..	3	19	5	..	26	33.33	33.33	11.53
1875	29	3	3	10	32	13	..	48	10.34	26.89	20.83
1876	22	11	3	5	35	3	..	54	50.00	63.63	9.35
1877	14	4	4	3	38	3	..	49	28.57	78.57	6.12
1878	16	7	3	8	36	..	2	54	43.75	62.50	16.16
1879	18	4	1	8	41	5	..	54	22.22	27.77	14.81
1880	17	5	..	5	48	7	..	58	29.41	29.41	8.62
1881	13	5	3	5	48	..	..	61	38.46	61.54	8.19
1882	7	3	1	2	49	1	..	55	42.85	57.14	3.63
1883	8	4	1	3	49	..	..	57	50.00	62.50	5.26
1884	10	2	4	2	51	2	..	59	20.00	60.00	3.33
1885	20	5	..	5	61	10	..	71	25.00	25.00	6.94
1886	27	10	6	6	66	5	..	88	37.03	59.25	6.81
1887	36	15	5	5	77	11	..	102	41.66	55.55	4.80
1888	26	12	6	3	82	5	..	103	46.15	69.23	2.87
1889	41	14	5	4	100	18	..	123	34.15	46.34	3.25
1890	52	17	6	12	117	17	..	152	32.69	44.23	7.64
1891	49	19	4	20	123	6	..	166	38.77	46.94	11.69
1892	52	17	10	13	135	12	..	175	32.69	51.92	6.95
1893	44	14	18	14	133	..	2	179	31.81	72.72	7.60
1894	80	13	19	19	162	29	..	213	16.25	40.00	8.92
1895	62	29	11	20	164	2	..	224	46.77	64.51	8.92
1896	64	23	25	9	171	7	..	228	35.93	75.00	3.94
1897	74	20	8	14	203	32	..	246	27.03	37.83	5.69
1898	81	27	13	19	221	18	..	285	33.33	49.38	6.66
1899	101	31	32	21	234	13	..	327	30.69	62.37	6.42
1900	113	38	27	29	258	24	..	356	33.63	57.52	8.14
1901	115	40	20	25	284	26	..	377	34.78	52.17	6.63
1902	121	30	31	25	311	27	..	413	24.79	50.41	6.06
1903	139	38	37	26	349	38	..	466	27.34	53.96	5.57
1904	115	46	26	26	321	..	28	480	40.00	62.61	5.42
1905	123	43	33	27	348	27	..	505	33.33	61.78	5.34
1906	150	36*	43	28	388	43	..	552	23.03	52.06	5.04
1907	221	48	43	39	461	73	.	666	21.30	41.20	5.08
1908	230	68*	56	57	507	46	..	765	28.30	53.90	7.44
1909	232	73†	77	40	536	29	..	816	31.00	64.60	6.40
1910	280	84	82	41	595	48	..	896	30.00	59.28	4.57
1911	332	67‡	114	60	690	105	..	1,034	19.57	54.42	5.83
1912	375	74*	128	76	752	62	..	1,065	18.90	53.80	7.02
1913	380	90‖	146	67	919	167	..	1,264	22.63	62.10	5.30
1914	402	58	126	74	1,027	108	..	1,364	14.43	45.77	5.43
1915	332	83	91	89	1,090	63	..	1,437	25.00	52.41	6.19
1916	353	73†	96	80	1,205	115	..	1,527	20.68	47.87	5 24
1917	371	88	78	106	1,301	96	..	1,650	23.72	44.74	6.42
1918	375	75	95	132	1,347	46	..	1,753	20.00	45.33	7.47
Jan. 1, 1919, to Mar. 31, 1920	574	116	221	132	1,458	111	..	2,025	20.20	58.71	6.51
Apl. 1, 1920, to Mar. 31, 1921	489	88	173	122	1,566	108	..	2,043	14.17	72.60	5.97
Apl. 1, 1921, to Mar. 31, 1922	478	96	178	114	1,649	83	..	2,137	20.08	57.32	5.33
Apl. 1, 1922, to Mar. 31, 1923	438	91	167	133	1,697	48	..	2,180	20.77	59.36	6.10
Apl. 1, 1923, to Mar. 31, 1924	447	84†	121	163	1,784	87	..	2,234	18.56	64.20	7.25

* Three not insane. † One not insane. ‡ Two not insane. ‖ Four not insane.

TABLE NO. 3A.—SHOWING NUMBER OF ADMISSIONS, DISCHARGES, AND DEATHS FROM APRIL 1ST, 1923, TO MARCH 31ST, 1924, NEW WESTMINSTER.

Months.	Admissions.			Discharges.			Deaths.		
	Male.	Female.	Total.	Male.	Female.	Total.	Male.	Female.	Total.
1923.									
April	25	8	33	..	8	8	1	2	3
May	19	13	32	1	14	15	6	4	10
June	30	9	39	11	5	16	2	4	6
July	24	15	39	1	2	3	3	1	4
August	26	16	42	6	8	14	..	7	7
September	20	22	42	.	4	4	3	3	6
October	29	10	39	..	6	6	5	6	11
November	19	13	32	7	3	10	3	4	7
December	20	11	31	2	4	6	4	3	7
1924.									
January	22	14	36	4	3	7	1	2	3
February	26	17	43	5	..	5	1	5	6
March	25	14	39	7	12	19	1	2	3
Totals	285	162	447	44	69	113	30	43	73

TABLE NO. 3B.—SHOWING NUMBER OF ADMISSIONS, DISCHARGES, AND DEATHS FROM APRIL 1ST, 1923, TO MARCH 31ST, 1924, ESSONDALE.

Months.	Admissions.			Discharges.			Deaths.		
	Male.	Female.	Total.	Male.	Female.	Total.	Male.	Female.	Total.
1923.									
April	16	4	20	5	..	5	4	..	4
May	..	..	..	5	1	6	7	..	7
June	29	..	29	7	..	7	6	1	7
July	24	..	24	2	..	2	8	.	8
August	25	1	26	8	..	8	2	..	2
September	15	1	16	8	1	9	17	..	17
October	23	1	24	10	..	10	9	..	9
November	14	1	15	9	1	10	7	..	7
December	14	..	14	8	..	8	11	..	11
1924.									
January	7	..	7	14	..	14	3	..	3
February	28	..	28	9	..	9	3	..	3
March	24	..	24	2	..	2	8	..	8
Totals	219	8	227	87	3	90	85	1	86

Table No. 3c.—Showing Number of Admissions, Discharges, and Deaths from April 1st, 1923, to March 31st, 1924, Saanich.

Months.	Admissions.			Discharges.			Deaths.		
	Male.	Female.	Total.	Male.	Female.	Total.	Male.	Female.	Total.
1923.									
April	..	..	..	..	..	..	1	..	1
May	..	..	..	..	..	..	..	..	..
June	5	..	5	..	..	..	1	..	1
July	1	..	1	..	..	..	..	..	..
August	..	..	..	..	..	..	..	..	..
September	..	..	..	..	..	..	..	..	..
October	18	..	18	..	..	..	1	..	1
November	..	..	..	1	..	1	1	..	1
December	..	..	..	..	..	..	..	..	..
1924.									
January	..	..	..	..	..	..	..	..	..
February	..	..	..	..	..	..	..	..	..
March	..	..	..	1	..	1	..	..	..
Totals	24	..	24	2	..	2	4	..	4

Table No. 4.—Showing Civil State of Patients admitted from April 1st, 1923, to March 31st, 1924.

Civil State.	Male.	Female.	Total.
Married	100	99	199
Single	171	50	221
Divorced	..	..	..
Widowed	14	13	27
Unknown	..	..	..
Totals	285	162	447

Table No. 5.—Showing Religious Denominations of Patients admitted from April 1st, 1923, to March 31st, 1924.

Religious Denomination.	Male.	Female.	Total.
Buddhist	3	1	4
Christian Scientist	2	2	4
Confucian	18	1	19
Doukhobor	1	..	1
Greek Catholic	5	1	6
Hebrew	..	1	1
Lutheran	18	7	25
Protestant	171	127	298
Roman Catholic	54	22	76
Seventh Day Adventist	3	..	3
Unknown	10	..	10
Totals	285	162	447

TABLE No. 6.—SHOWING THE DEGREE OF EDUCATION OF THOSE ADMITTED FROM APRIL 1ST, 1923, TO MARCH 31ST, 1924.

Degree of Education.	Male.	Female.	Total.
Excellent	2	.....	2
Good	49	47	96
Common	165	92	257
Poor	38	13	51
None	31	10	41
Totals	285	162	447

TABLE No. 7.—SHOWING THE NATIONALITY OF THOSE ADMITTED FROM APRIL 1ST, 1923, TO MARCH 31ST, 1924.

Nationality.	Male.	Female.	Total.
Alaska	.....	1	1
Australia	1	2	3
Austria	2	1	3
Chile	1	.....	1
China	20	.....	20
Denmark	1	.....	1
England	64	46	110
Finland	7	1	8
Galicia	1	1	2
Germany	2	.....	2
Gibraltar	1	.....	1
Greece	1	1	2
Holland	1	.....	1
Hungary	1	1	2
India	1	.....	1
Ireland	15	6	21
Italy	3	.....	3
Japan	1	1	2
Newfoundland	.....	3	3
New Zealand	1	1	2
Norway	3	2	5
Poland	5	.....	5
Roumania	2	.....	2
Russia	5	1	6
Salvador	1	.....	1
Scotland	31	14	45
Servia	2	.....	2
South Africa	1	.....	1
Sweden	6	4	10
United States	23	18	41
Wales	3	3	6
Yukon	.....	1	1
Canada—			
Alberta	.....	1	1
British Columbia	28	18	46
Manitoba	4	3	7
New Brunswick	6	1	7
Nova Scotia	3	3	6
Ontario	27	23	50
Prince Edward Island	1	.....	1
Quebec	6	2	8
Saskatchewan	2	3	5
Canada (General)	2	.....	2
Totals	285	162	447

TABLE NO. 8.—SHOWING WHAT DISTRICTS CONTRIBUTED PATIENTS FROM APRIL 1ST, 1923, TO MARCH 31ST, 1924.

Place of Residence at Time of Committal.	Male.	Female.	Total.	Place of Residence at Time of Committal.	Male.	Female.	Total.
Albion	....	1	1	*Brought forward*	60	31	91
Alert Bay	1	....	1	Nelson	9	....	9
Anyox	2	....	2	Newton	1	....	1
Bella Coola	1	....	1	New Westminster	11	10	21
Bevan	1	....	1	Nicola	....	1	1
Bradner	....	1	1	Oakalla Prison Farm	2	....	2
Britannia Beach	1	1	2	Oak Bay	1	....	1
Burnaby	1	2	3	Ocean Falls	1	....	1
Chilliwack	4	1	5	Patricia Bay	....	1	1
Cloverdale	....	3	3	Pender Harbour	....	1	1
Comox	....	1	1	Penticton	1	1	2
Coquitlam	1	....	1	Port Alice	2	....	2
Cowichan	1	....	1	Port Moody	1	1	2
Cranbrook	2	3	5	Pouce Coupe	....	1	1
Creston	....	1	1	Powell River	1	1	2
Croydon	....	1	1	Prince Rupert	5	1	6
Dawson, Y.T.	1	....	1	Princeton	4	....	4
Deroche	1	....	1	Procter	1	....	1
Duncan	2	....	2	Quathiaski Cove	1	....	1
Elko	....	1	1	Quesnel	1	1	2
Enderby	1	....	1	Revelstoke	2	2	4
Esquimalt	1	....	1	Rock Bay	1	1	2
Jaffray	1	....	1	Rosedale	....	2	2
Fernie	....	1	1	Rossland	1	....	1
Fort George	1	....	1	Ruskin	1	....	1
Fort Langley	2	1	3	Saanich	....	2	2
Fort St. John	1	1	2	Salmon Arm	....	1	1
Fraser Mills	....	1	1	Sandon	1	....	1
Grand Forks	1	....	1	Sardis	1	....	1
Greenwood	1	....	1	Seymour Arm	1	....	1
Hall's Prairie	1	....	1	Sicamous	....	1	1
Harrison Mills	1	....	1	Sidney	....	1	1
Hazelton	1	....	1	Silverdale	1	....	1
Horsefly	....	1	1	Slocan City	1	1	2
Kamloops	11	2	13	Smithers	5	1	6
Kelowna	....	1	1	Sooke	1	....	1
Kingsvale	1	....	1	Spillamacheen	1	....	1
Kimberley	2	....	2	Thrums	....	1	1
Ladner	1	....	1	Trail	....	1	1
Ladysmith	1	1	2	Tsinkut Lake	1	....	1
Lantzville	....	1	1	Union Bay	1	1	2
Lund	1	....	1	Vancouver	122	60	182
Maillardville	1	....	1	Vancouver, North	6	1	7
Merritt	3	1	4	Vancouver, South	2	9	11
Merville	1	....	1	Vancouver, West	2	....	2
Milner	....	1	1	Vernon	5	2	7
Mirror Lake	....	1	1	Victoria	22	24	46
Mission	3	....	3	Wellington	1	....	1
Murrayville	1	....	1	Westholm	1	....	1
Myrtle Point	1	....	1	Whitehorse, Y.T.	1	1	2
Nanaimo	1	2	3	White Rock	1	....	1
Natal	1	....	1	Yahk	1	....	1
Carried forward	60	31	91	Totals	285	162	447

TABLE No. 9.—SHOWING THE OCCUPATIONS OF THOSE ADMITTED FROM APRIL 1ST, 1923, TO MARCH 31ST, 1924.

Occupation.	Male.	Female.	Total.	Occupation.	Male.	Female.	Total.
Barber	3	....	3	*Brought forward*	202	108	310
Boiler-maker's helper	1	....	1	Milliner	....	1	1
Book-keeper	3	1	4	Millwright	1	....	1
Bricklayer	2	....	2	Miner	13	....	13
Building inspector	1	....	1	Musician	....	1	1
Cabinetmaker	1	....	1	None	24	27	51
Candy-maker	1	....	1	Nurse	....	2	2
Canneryman	1	....	1	Painter	1	....	1
Car inspector	1	....	1	Photographer	1	....	1
Carpenter	10	....	10	Pipe-fitter	1	....	1
Car-repairer	1	....	1	Pipe inspector	1	....	1
Clerk	3	2	5	Plasterer	1	....	1
Construction foreman	1	....	1	Plumber	1	....	1
Contractor	1	....	1	Prospector	2	....	2
Cook	2	3	5	Railway agent	1	....	1
Cooper	2	....	2	Real-estate agent	1	....	1
Dentist	1	....	1	Reporter	2	....	2
Doctor of medicine	1	....	1	Retired	2	....	2
Electrician	2	....	2	Sailor	3	....	3
Engineer	3	....	3	Saleslady	....	2	2
Factory-hand	....	1	1	Salesman	3	....	3
Farmer	35	....	35	Saw-filer	1	....	1
Fireman	2	....	2	Scavenger	1	....	1
Fisherman	5	....	5	Section foreman	1	....	1
Fruit-grower	3	....	3	Servant	....	8	8
Gardener	1	....	1	Ship's oiler	2	....	2
Glass-blower	1	....	1	Shipwright	1	....	1
Grocer	1	....	1	Stenographer	....	4	4
Hospital orderly	1	....	1	Stone-cutter	1	....	1
Housekeeper	....	7	7	Storekeeper	3	....	3
Housewife	....	94	94	Student	2	4	6
Insurance agent	1	....	1	Tailor	3	....	3
Labourer	83	....	83	Teacher	....	3	3
Laundryman	2	....	2	Teamster	4	....	4
Law student	1	....	1	Tie-maker	1	....	1
Lawyer	1	....	1	Trapper	2	....	2
Logger	15	....	15	Typist	....	1	1
Longshoreman	2	....	2	Veterinary surgeon	1	....	1
Machinist	3	....	3	Wagon-maker	1	....	1
Marine engineer	2	....	2	Waitress	....	1	1
Mechanic	1	....	1	Watchman	1	....	1
Millman	1	....	1	Totals	285	162	447
Carried forward	202	108	310				

Table No. 10.—Showing the Ages of those admitted from April 1st, 1923, to March 31st, 1924.

Age.	Male.	Female.	Total.
Under 15 years	4	6	10
From 15 to 20 years	13	10	23
" 20 " 25 "	20	12	32
" 25 " 30 "	20	18	38
" 30 " 35 "	36	12	48
" 35 " 40 "	44	18	62
" 40 " 45 "	34	23	57
" 45 " 50 "	21	19	40
" 50 " 55 "	36	9	45
" 55 " 60 "	11	15	26
" 60 " 65 "	17	11	28
" 65 " 70 "	13	5	18
" 70 " 75 "	6	1	7
" 75 " 80 "	7	2	9
Over 80 years	3	1	4
Totals	285	162	447

Table No. 11.—Showing the Number of Attacks in those admitted from April 1st, 1923, to March 31st, 1924.

Number of Attacks.	Male.	Female.	Total.
First	225	100	325
Second	48	41	89
Third	4	11	15
Fourth	2	4	6
Several	5	5	10
Not insane	1	1	2
Totals	285	162	447

Table No. 12.—Showing the Alleged Duration of Attacks prior to Admission.

Duration of Attack.	Male.	Female	Total.
Under 1 week	32	10	42
From 1 week to 1 month	127	69	196
" 1 to 3 months	37	26	63
" 3 " 6 "	25	14	39
" 6 " 12 "	17	12	29
" 1 " 2 years	10	8	18
" 2 " 5 "	7	12	19
" 5 " 10 "	8	6	14
" 10 " 15 "	7	..	7
Over 15 years	7	4	11
Unknown	7	..	7
Not insane	1	1	2
Totals	285	162	447

TABLE No. 13.—SHOWING STATISTICS OF HEREDITY IN THOSE ADMITTED FROM APRIL 1ST, 1923, TO MARCH 31ST, 1924.

Heredity.	Male.	Female.	Total.
Paternal and maternal branches	..	3	3
Paternal branch	4	10	14
Maternal branch	9	11	20
Heredity	46	13	59
Heredity, inferred	78	26	104
Heredity, unknown	147	98	245
Not insane	1	1	2
Totals	285	162	447

TABLE No. 14.—SHOWING THE ALLEGED CAUSE OF ATTACK IN THOSE ADMITTED FROM APRIL 1ST, 1923, TO MARCH 31ST, 1924.

Alleged Cause.	Male.	Female.	Total.
Alcohol	19	2	21
Anaemia	2	2	4
Arteriosclerosis	8	4	12
Glioma	..	1	1
Hemiplegia	..	1	1
Heredity	46	13	59
Heredity, ascertained	13	24	37
Heredity, inferred	78	26	104
Lues	35	..	35
Meningitis	..	1	1
Morphine	4	2	6
Not insane	1	1	2
Paralysis Agitans	1	..	1
Puerperal	..	1	1
Religion	..	1	1
Senility	34	13	47
Traumatic	6	..	6
Unknown	18	27	45
Worry	20	43	63
Totals	285	162	447

TABLE No. 15.—SHOWING THE STATE OF BODILY HEALTH IN THOSE ADMITTED FROM APRIL 1ST, 1923, TO MARCH 31ST, 1924.

Bodily Condition.	Male.	Female.	Total.
In good health	40	22	62
In average health	112	60	172
In reduced health	132	78	210
In greatly reduced health	1	2	3
Totals	285	162	447

Table No. 16.—Showing the Form of Mental Disorder in those admitted from April 1st, 1923, to March 31st, 1924.

Form of Disorder.	Male.	Female.	Total.
Acute mania	4	..	4
Arteriosclerosis	9	4	13
Cerebral glioma	..	1	1
Dementia præcox	68	34	102
Epileptic	12	5	17
General paresis	34	..	34
Idiocy and imbecility	26	15	41
Manic depressive	53	72	125
Melancholia	3	1	4
Moron	2	..	2
Not insane	1	1	2
Paranoia	11	7	18
Psychosis with cardiac disease	..	1	1
Psychosis with hemiplegia	..	1	1
Psychosis with paralysis agitans	1	..	1
Senile dementia	36	12	48
Toxic insanity	24	8	32
Traumatic	1	..	1
Totals	285	162	447

Table No. 17a.—Showing the Number allowed out on Probation and Results from April 1st, 1923, to March 31st, 1924, New Westminster.

Results.	Male.	Female.	Total.
Discharged recovered	10	17	27
" improved	3	7	10
" unimproved	3	2	5
" not insane	..	..	..
Returned to Hospital	4	13	17
Still out at close of year	8	38	46
Totals	28	77	105

Table No. 17b.—Showing the Number allowed out on Probation and Results from April 1st, 1923, to March 31st, 1924, Essondale.

Results.	Male.	Female.	Total.
Discharged recovered	12	..	12
" improved	16	..	16
" unimproved	4	2	6
Returned to Hospital	16	2	18
Still out at close of year	32	1	33
Totals	80	5	85

TABLE No. 17C.—SHOWING THE NUMBER ALLOWED OUT ON PROBATION AND RESULTS FROM APRIL 1ST, 1923, TO MARCH 31ST, 1924, SAANICH—*Nil.*

TABLE No. 18A.—SHOWING THE ALLEGED DURATION OF INSANITY PRIOR TO ADMISSION IN THOSE DISCHARGED FROM NEW WESTMINSTER FROM APRIL 1ST, 1923, TO MARCH 31ST, 1924.

Duration of Insanity.	Male.	Female.	Total.
Less than 1 week	5	9	14
Less than 1 month	16	25	41
From 1 to 2 months	11	13	24
" 2 " 3 "	2	7	9
" 3 " 6 "	1	5	6
" 6 " 12 "	1	3	4
" 1 " 2 years	3	1	4
" 2 " 3 "	1	1	2
Over 3 years	3	4	7
Not insane	1	..	1
Unknown	..	1	1
Totals	44	69	113

TABLE No. 18B.—SHOWING THE ALLEGED DURATION OF INSANITY PRIOR TO ADMISSION IN THOSE DISCHARGED FROM ESSONDALE FROM APRIL 1ST, 1923, TO MARCH 31ST, 1924.

Duration of Insanity.	Male.	Female.	Total.
Less than 1 week	12	..	12
Less than 1 month	12	..	12
From 1 to 2 months	7	..	7
" 2 " 3 "	2	..	2
" 3 " 4 "	5	..	5
" 4 " 5 "	..	..	..
" 5 " 6 "	1	..	1
" 6 " 9 "	4	..	4
" 9 " 12 "	..	..	..
" 1 " 2 years.	6	.	6
Over 2 years	15	3	18
Unknown	23	..	23
Totals	87	3	90

TABLE No. 18C.—SHOWING THE ALLEGED DURATION OF INSANITY PRIOR TO ADMISSION IN THOSE DISCHARGED FROM SAANICH FROM APRIL 1ST, 1923, TO MARCH 31ST, 1924.

Duration of Insanity.	Male.	Female.	Total.
Less than one month	2	..	2
Totals	2	..	2

Table No. 19a.—Showing the Length of Residence of those discharged from New Westminster from April 1st, 1923, to March 31st, 1924.

Length of Residence.	Discharged Recovered.		Discharged Improved.		Discharged Unimproved.		Not Insane.	
	Male.	Female.	Male.	Female.	Male.	Female.	Male.	Female.
Under 1 month	6	2	4	....	2	1	1	....
From 1 to 2 months	6	9	2	3	....	....	....	....
„ 2 „ 3 „	3	6	4	3	....	1	....	....
„ 3 „ 4 „	1	3	1	1	....	1	....	....
„ 4 „ 5 „	....	2	....	....	1	....	....	....
„ 5 „ 6 „	1	2	1	....	....	1	....	....
„ 6 „ 9 „	1	3	2	1	....	....	....	....
„ 9 „ 12 „	....	4	2	4	....	....	....	....
„ 1 „ 2 years	1	9	1	2	....	1	....	....
„ 2 „ 3 „	....	1	2	1	....	....	....	....
„ 3 „ 4 „	....	1	....	....	....	....	....	....
„ 4 „ 5 „	....	1	....	....	1	....	....	....
„ 5 „ 6 „	....	....	....	....	....	....	....	....
Over 6 years	....	1	1	3	....	2	....	....
Totals	19	44	20	18	4	7	1	....

Table No. 19b.—Showing the Length of Residence of those discharged from Essondale from April 1st, 1923, to March 31st, 1924.

Length of Residence.	Discharged Recovered.			Discharged Improved.			Discharged Unimproved.		
	Male.	Female.	Total.	Male.	Female.	Total.	Male.	Female.	Total.
Under 1 month	1	....	1	1	....	1	....	....	....
From 1 to 2 months	1	....	1	7	....	7	4	....	4
„ 2 „ 3 „	3	....	3	4	....	4	2	1	3
„ 3 „ 6 „	6	....	6	13	....	13	3	....	3
„ 6 „ 9 „	1	....	1	7	....	7	3	1	4
„ 9 „ 12 „	3	....	3	5	....	5	3	....	3
„ 1 „ 2 years	3	....	3	6	....	6	2	1	3
„ 2 „ 3 „	2	....	2	4	....	4	2	....	2
„ 3 „ 4 „	....	....	....	....	....	....	....	....	....
„ 4 „ 5 „	....	....	....	1	....	1	....	....	....
Over 5 years	....	....	....	....	....	....	....	....	....
Totals	20	....	20	48	....	48	19	3	22

Table No. 19c.—Showing the Length of Residence of those discharged from Saanich from April 1st, 1923, to March 31st, 1924.

Length of Residence.	Discharged Recovered.		Discharged Improved.		Discharged Unimproved.		Not Insane.	
	Male.	Female.	Male.	Female.	Male.	Female.	Male.	Female.
From 4 to 5 years	....	....	1	....	....	....	....	....
Over 6 years	....	....	1	....	....	....	....	....
Totals	....	....	2	....	....	....	....	....

TABLE NO. 20A.—RECORD OF DEATHS FROM APRIL 1ST, 1923, TO MARCH 31ST, 1924, NEW WESTMINSTER.

Register No.	Initials.	Sex.	Age.	Time in Hospital.			Certified Cause.
				Years.	Months.	Days.	
7611	L. L.	M.	43	....	3	15	Hypostatic pneumonia.
5764	M. B.	F.	35	3	9	23	Myocarditis.
5208	E. T.	F.	28	5	8	12	Status epilepticus.
5810	R. H.	F.	32	4	1	24	Pulmonary tuberculosis.
7739	C. L.	M.	17	....	....	15	Exhaustion of acute mania.
7752	M. C.	M.	45	....	....	9	Exhaustion of general paresis.
7744	T. K.	M.	63	....	....	19	Hypostatic pneumonia, pernicious anæmia.
7727	F. S. M.	F.	25	....	1	5	Myocarditis with bronchopneumonia.
7718	L. J. W.	M.	42	....	1	20	Exhaustion of general paresis.
7701	C. H.	F.	36	....	2	11	General paresis of insane.
6186	U. I.	F.	51	3	1	29	Pulmonary embolism, osteomyelitis of the left ulua.
7768	J. S.	M.	75	....	....	11	Myocarditis.
7737	J. E.	M.	73	....	1	10	Myocarditis arteriosclerosis.
7762	I. S. M.	M.	62	....	....	24	Cervical abscess.
5903	M. B.	M.	63	4	1	....	Chronic interstitial nephritis endocarditis myocarditis.
6691	J. W. M.	F.	41	2	5	8	General paresis of insane.
7631	M. E. W.	F.	51	....	5	5	*Uræmia chronic nephritis, myocarditis* arteriosclerosis.
5920	A. P.	F.	74	4	....	25	Cerebral hæmorrhage.
3336	J. P.	F.	48	11	....	10	Strangulation from enlarged thyroid, "cystic thyroid."
7827	R. W.	M.	45	....	....	10	Exhaustion of acute mania.
6935	J. B.	F.	73	1	11	29	Exhaustion of senile dementia.
7831	Y. Y.	M.	50	....	....	5	Exhaustion of acute mania.
7756	J. W. F.	M.	39	....	2	27	Exhaustion of general paresis.
7864	A. E.	F.	57	....	....	11	Acute gastro-enteritis.
7720	E. J. McA.	F.	70	....	4	14	Acute gastro-enteritis.
2467	M. J. M.	F.	63	13	11	5	Acute gastro-enteritis.
5220	F. A. F.	F.	51	6	....	....	Chorea with psychosis.
4749	A. K.	F.	70	7	4	12	Acute gastro-enteritis.
4970	A. T.	F.	75	6	8	19	Acute gastro-enteritis.
3275	E. B.	F.	62	11	3	9	Myocarditis.
7885	A. B.	F.	65	....	....	12	Uræmia.
682	J. B.	M.	65	27	5	15	Nephritis and myocarditis.
7897	G. J.	M.	49	....	....	16	Bronchopneumonia.
7589	E. B.	F.	70	....	9	8	*Exhaustion of senile dementia.*
7526	A. C.	F.	56	....	11	7	Exhaustion of terminal dementia.
7825	T. H. D.	M.	53	....	2	25	General paralysis of insane.
3651	A. L. B.	F.	68	10	5	11	Myocarditis.
7888	F. R.	M.	33	....	1	18	Acute enteritis.
6048	I. P.	F.	77	4	1	16	Cerebral hæmorrhage and myocarditis.
7940	W. H. F.	M.	89	....	....	24	Gastro-enteritis.
7494	E. G. W.	F.	44	1	....	1	Acute gastro-enteritis.
5354	I. P.	F.	41	5	10	5	Gastro-enteritis.
7862	R. J. B.	M.	41	....	3	29	General paresis of insane.
4542	D. F.	M.	50	8	2	11	Hypostatic pneumonia.
7977	T. P. D.	M.	70	....	....	6	Acute gastro-enteritis.
7913	S. V. G.	F.	30	....	1	27	Septic bronchopneumonia.
2833	J. McP.	F.	73	12	9	16	Myocarditis.
7797	P. H. W.	M.	33	....	4	22	Exhaustion of general paresis.
7635	A. E.	F.	38	....	9	26	Acute gastro-enteritis.
7948	F. J. T.	F.	58	....	1	9	Acute gastro-enteritis.
7983	J. D.	M.	34	....	....	14	Hypostatic pneumonia.
7678	M. P.	F.	64	....	9	8	Myocarditis.
7996	G. J.	M.	45	....	....	11	Hypostatic pneumonia.
6359	M. I. T.	F.	35	3	7	....	Gastro-enteritis.
7978	T. C.	M.	65	....	1	13	Myocarditis.
7815	M. L.	F.	65	....	5	15	Myocarditis.
2776	F. A.	F.	80	13	1	4	Myocarditis.

Table No. 20a.—Record of Deaths from April 1st, 1923, to March 31st, 1924, New Westminster—*Continued.*

Register No.	Initials.	Sex.	Age.	Time in Hospital.			Certified Cause.
				Years.	Months.	Days.	
8018	Y. Y.	M.	27	....	....	15	Lobar pneumonia.
7964	M. W.	M.	20	....	2	2	Status epilepticus.
7934	S. P.	F.	39	....	3	3	Œdema of brain.
8034	C. L.	M.	65	....	....	4	Myocarditis arteriosclerosis.
7835	M. J. B.	F.	49	....	5	22	Cerebral hæmorrhage.
7781	B. D.	F.	62	....	7	16	Myocarditis arteriosclerosis.
8068	A. N.	M.	34	....	....	11	Exhaustion of acute mania.
5086	L. M. G.	F.	42	1	5	10	Tubercular enteritis.
7296	L. R.	F.	47	1	9	28	Pulmonary tuberculosis.
338	H. S.	M.	80	34	7	28	Myocarditis.
853	E. S.	F.	53	25	6	14	Hypostatic pneumonia.
421	A. L.	F.	70	32	9	3	Hypostatic pneumonia.
8081	L. P.	F.	61	....	....	27	Strangulation by hanging.
7305	R. E. G.	F.	33	1	10	15	Pulmonary tuberculosis.
8073	P. E. G.	F.	18	....	1	25	Œdema of brain.
8144	G. J.	M.	59	....	....	8	Mitral stenosis, contributing chronic myocarditis.

Table No. 20b.—Record of Deaths from April 1st, 1923, to March 31st, 1924, Essondale.

6598	E. B.	M.	61	2	5	21	Exhaustion of senile dementia.
5547	C. W.	M.	70	4	9	11	Exhaustion and arteriosclerosis.
7321	A. V. T.	M.	34	....	11	24	Exhaustion of acute melancholia.
5604	A. M.	M.	49	4	8	4	Bronchopneumonia.
6081	W. S. F.	M.	33	3	7	7	Pulmonary tuberculosis.
334	A. F.	M.	90	33	11	19	Exhaustion of senile dementia.
6649	R. C. O.	M.	29	2	5	6	Exhaustion of paretic seizures.
6370	J. S.	M.	83	3	....	17	Exhaustion of senile dementia.
7480	E. A.	M.	73	....	8	11	Exhaustion of senile dementia.
7355	T. G. M.	M.	42	1	....	1	Exhaustion of general paresis.
6306	H. I.	M.	21	3	2	5	Miliary tuberculosis.
6617	N. E.	M.	45	2	6	20	Exhaustion of general paresis.
7675	A. G.	M.	43	....	3	25	Exhaustion of general paresis.
6906	A. M.	M.	63	1	11	26	Exhaustion and arteriosclerosis.
6152	E. M. P.	F.	8	3	6	6	Acute glomerular nephritis, status epilepticus.
2656	J. C. C.	M.	82	12	11	23	Exhaustion of senile dementia.
6497	M. R. D.	M.	65	2	10	9	Carcinoma of prostate, peritonitis.
4671	K. J.	M.	46	7	4	20	Pulmonary tuberculosis.
6890	C. L. W.	M.	80	2	1	7	Exhaustion of senile dementia.
336	A. J.	M.	80	34	....	26	Exhaustion of senile dementia.
7259	J. O.	M.	36	1	3	9	Pulmonary tuberculosis.
7572	B. P.	M.	44	....	7	20	Exhaustion of general paresis.
953	A. G.	M.	47	22	9	9	Septicæmia, bacteræmia.
7229	J. T. A.	M.	55	1	4	18	Exhaustion of general paresis.
6918	R. M.	M.	45	1	3	21	Pulmonary tuberculosis.
7542	J. J. Y.	M.	54	....	9	1	Exhaustion of senile dementia.
6653	W. B. K.	M.	27	2	8	13	Tubercular peritonitis.
7823	J. A.	M.	60	....	2	....	Carcinoma of stomach.
7719	T. R.	M.	53	....	4	7	Exhaustion of general paresis.
2917	M. P.	M.	43	12	3	26	Pulmonary tuberculosis.
7442	A. C. C.	M.	48	1	....	27	Exhaustion of general paresis.
6374	W. W. T.	M.	44	3	4	3	Exhaustion of traumatic psychosis.
5596	A. P.	M.	65	5	1	....	Cerebral hæmorrhage.
4430	R. H.	M.	79	8	5	3	Cerebral hæmorrhage.
5424	T. H.	M.	60	5	7	3	Carcinoma of stomach.
4594	G. A. S.	M.	67	7	11	6	Acute enteritis.
1688	T. M.	M.	59	17	11	6	Acute enteritis.
7879	M. T.	M.	70	....	1	12	Acute enteritis.
5644	M. T.	M.	61	4	11	22	Acute enteritis.

TABLE No. 20B.—RECORD OF DEATHS, APRIL 1ST, 1923, TO MARCH 31ST, 1924, ESSONDALE—*Continued.*

Register No.	Initials.	Sex.	Age.	Time in Hospital.			Certified Cause.
				Years.	Months.	Days.	
1413	C. H. J.	M.	44	20	1	28	Acute enteritis.
7848	T. D.	M.	80	....	2	8	Acute enteritis.
7313	T. R.	M.	38	1	4	29	Acute enteritis.
7612	W. A. C.	M.	61	....	9	6	Exhaustion of general paresis.
4164	F. B.	M.	47	9	2	....	Acute enteritis.
1762	T. B.	M.	56	17	5	8	Acute enteritis, spinal tuberculosis.
7734	T. C.	M.	34	....	5	16	Exhaustion of general paresis.
6673	J. S.	M.	54	2	9	9	Exhaustion of general paresis.
4903	T. L.	M.	53	7	1	....	Tuberculosis.
7316	W. W.	M.	45	1	5	6	Exhaustion of general paresis.
5965	N. G.	M.	79	4	3	7	Exhaustion of senile dementia.
4971	J. C.	M.	49	6	10	5	Acute enteritis.
5279	C. A. S.	M.	71	6	....	7	Acute enteritis.
6532	G. S. W.	M.	42	3	1	19	Exhaustion of paretic seizures.
7175	J. D. C.	M.	62	1	9	13	Exhaustion of senile dementia.
7390	W. L. G.	M.	38	1	4	14	Exhaustion of paretic seizures.
7267	W. M.	M.	65	1	7	20	Exhaustion of senile dementia.
7867	E. P.	M.	41	....	3	10	Exhaustion of general paresis.
7933	J. K.	M.	67	....	1	28	Exhaustion of senile dementia.
7325	J. R.	M.	72	1	6	12	Exhaustion of senile dementia.
6849	E. P. H.	M.	65	2	6	15	Exhaustion of senile dementia.
7447	J. K.	M.	57	1	3	10	Myocarditis, arteriosclerosis.
7733	A. C.	M.	32	....	7	23	Cerebral hæmorrhage.
7929	P. G.	M.	78	....	2	22	Exhaustion of senile dementia.
7961	E. J.	M.	79	....	1	25	Exhaustion of senile dementia.
7307	W. D.	M.	41	1	7	18	Exhaustion of general paresis.
5835	J. K.	M.	27	4	8	18	Empyema, pulmonary abscess.
7048	J. R. N.	M.	42	2	2	16	Exhaustion of general paresis.
5624	J. T.	M.	86	5	3	....	Myocarditis, arteriosclerosis.
2875	T. J. G.	M.	43	10	9	13	Pulmonary tuberculosis.
7868	Y. W. F.	M.	8	1	....	24	Inanition.
7962	N. M.	M.	86	....	2	5	Exhaustion of general paresis.
7777	H. Q.	M.	54	....	6	28	Exhaustion of general paresis.
6964	W. G.	M.	39	2	5	3	Exhaustion of general paresis.
8020	J. R.	M.	67	....	1	3	Exhaustion of senile dementia.
7564	W. K.	M.	41	1	2	6	Pulmonary tuberculosis, hæmorrhage.
7945	G. G.	M.	68	....	4	6	Exhaustion of senile dementia.
7889	J. C.	M.	50	....	5	12	Septicæmia caused by arteriosclerotic gangrene of foot.
8049	R. R. P.	M.	36	....	1	17	Exhaustion.
7599	J. A. W.	M.	55	1	2	15	Bronchopneumonia, exhaustion of general paresis.
3375	T. S.	M.	57	11	7	17	Cerebral embolism, arteriosclerosis.
6538	J. A.	M.	31	3	6	1	Exhaustion of epilepsy.
2040	W. E.	M.	81	16	4	10	Senile exhaustion.
3855	W. B.	M.	74	10	4	14	Cerebrospinal lues (exhaustion of).
6977	F. F. F.	M.	60	2	6	26	Cerebral hæmorrhage.
7671	W. V.	M.	81	1	1	12	Senile exhaustion.
6466	W. A. M.	M.	20	3	8	9	Pulmonary tuberculosis.

TABLE No. 20C.—RECORD OF DEATHS FROM APRIL 1ST, 1923, TO MARCH 31ST, 1924, SAANICH.

6979	T. McG.	M.	60	2	....	....	Myocarditis.
7088	M. L.	M.	45	1	6	....	Perforated duodenal ulcer.
266	J. P.	M.	60	36	....	....	Valvular disease of heart.
5740	W. S.	M.	40	5	....	....	Exhaustion of epilepsy.

TABLE NO. 21.—SHOWING THE NUMBER OF DEPORTATIONS EFFECTED FROM APRIL 1ST, 1923, TO MARCH 31ST, 1924, NEW WESTMINSTER, ESSONDALE, AND SAANICH.

Register No.	Initials.	Sex.	Country of Origin.	Period in Canada prior to Admission to Hospital.			Period in Hospital.		
				Years.	Months.	Days.	Years.	Months.	Days.
1183	C. H.	F.	U.S.A.	3	....	....	21	5	16
7708	D. P.	F.	England	2	7	27	....	1	29
7710	E. F.	M.	England	3	....	....	....	2	12
3228	F. B.	F.	England	1	10	....	11	3	8
7634	P. B. H.	M.	Norway	....	8	....	....	5	....
7759	J. B.	M.	U.S.A.	....	8	16	....	1	20
7753	J. H.	M.	Ireland	3	7	....	....	1	25
7730	J. C.	M.	Ireland	2	2	....	....	3	22
7528	E. W.	F.	Norway	3	3	....	....	10	7
7670	T. W.	M.	England	....	9	....	....	8	9
1981	J. G.	M.	France	....	....	....	16	3	4
7882	H. M.	M.	New Zealand	....	....	19	....	2	18
8013	T. W. M.	M.	Scotland	....	2	11	....	1	27
8016	W. D.	M.	Scotland	....	3	9	....	1	26
8002	R. H. K.	M.	England	2	3	10	....	2	14
8032	A. R.	M.	England	....	....	1	....	2	18
7712	M. McF.	F.	Scotland	....	4	21	....	11	24

PART II.—FINANCIAL.

BURSAR'S REPORT.

ESSONDALE, B.C., September 1st, 1924.

H. C. Steeves, B.A., M.D., C.M.,
General Medical Superintendent of Mental Hospitals,
New Westminster, B.C.

SIR,—I have the honour to again submit to you herewith balance-sheets and profit and loss statements, together with various other financial and statistical tables, covering the operations of the Mental Hospitals for the fiscal year which closed on March 31st, 1924.

The total gross operating expenditure of the three institutions as shown in Table D amounted to $585,111.70, as compared with $554,245.66 for the past year, an increase of $30,866.04. This includes all expenditures by vouchers and produce purchased from the farm and is accounted for by increase of population, salaries of employees, and new production from our cannery, etc. The revenue, I regret to state, decreased from $88,295.53 in 1923 to $82,395.62 in 1924, a difference of $5,899.91, principally due to general reduction of maintenance fees paid, reduction in the number of paying soldier patients by S.C.R., and on account of financial conditions generally.

The net expenditure for all three mental institutions cost the Province $502,716.08, which, figured with the total average population for these institutions of 1,732.37, gives a net *per capita* cost of keeping patients of $290.19 per year, or 79.29 cents per day. (*See* Table D.)

A review and comparison of this year's expenditures with that of last year should be of interest, and I herewith quote you some of the principal headings of each Hospital.

AT PUBLIC HOSPITAL FOR INSANE, NEW WESTMINSTER.

Fuel, Light, Water, and Power last year amounted to $25,744.02, or a *per capita* cost of $42.666, whereas this year it was $23,222.78, with a cost of $36.929, or a reduction of $2,521.24.

Maintenance, Renewals, and Repairs of Buildings, etc.—In 1924 the sum of $19,534.84, or a *per capita* of $31.064, against an expenditure in 1923 of $13,535.73, or a *per capita* cost of $22.433, showing an increase this year over last of about $6,000, due to remodelling certain wards in above institution.

Furniture and Fixtures.—Under this heading we have a reduction this year, compared with last, of some $4,035.70, or $7.244 *per capita;* accounted for by the last expenditure in 1923, furnishing certain wards in New Westminster.

Clothing, Boots, and Slippers.—Quite a reduction is shown under this heading for the year, owing to a large portion of tweed and serge for the tailor-shop being purchased by Essondale, to be made up in the shop for their employees.

Examination, Committal, and Transportation.—This heading is very much the same, transportation showing an increase of $601.25.

Incidentals and Unforeseen.—Actual expenditure in this heading very much the same. The Occupational Therapy Department disposed of their stock, proceeds of which went to revenue, but account shows reduction in inventories.

AT MENTAL HOSPITAL, ESSONDALE.

Salaries shows some increase, due to increase of medical staff and service pay to employees.

Fuel, Water, Light and Power shows increase in all headings, principally in power, which is increasing yearly.

Maintenance and Renewals of Buildings, etc., has increased about $1,400 over last year.

Furniture and Fixtures has increased by about $2,400 over last year, due to furnishing the new Colony Farm Annex.

Provisions.—In 1923 the total of this heading amounted to $96,566.16, or a *per capita* of $102.448, whereas this year it amounted to $104,969.04, a *per capita* of $108.906, or an increase of $8,400.88 and a *per capita* increase of $6.458, all of which was in groceries and fish.



Clydesdale mare "Colony Lady Pride," 45440; born May 22nd, 1919. A useful type of brood mare raised at Colony Farm.

Clothing, Boots, and Slippers.—This year's expenditure was $25,574.14, or a *per capita* of $26.534; 1923 books show $23,015.70, or an increase of $2,558.44.

Incidentals and Unforeseen.—A very substantial decrease is noted in this account for the year, amounting to $1,681.19.

AT SAANICH MENTAL HOSPITAL.

A justified increase is shown under all headings, due to increase in population; the only exception being maintenance and repairs, which has about doubled, due to improvements made to grounds, buildings, and sidewalks.

Regarding capital expenditures, this is eliminated at New Westminster and Saanich Institutions, but during the past year the sum of $12,441.41 was expended at Essondale for employees' cottages.

I am pleased to report that the progress of the Financial Department of the institution is on a satisfactory trend, as evidenced by the remarks of the auditors, who, as is customary, made their annual visit and exhaustive inspection of our books.

In closing, I wish again to tender to my assistants in both office and stores my appreciation of their services to the institutions and myself during the year. The assistance of department heads, together with your kindness and co-operation in everything pertaining to our work, has made our duties a pleasure to perform.

All of which is respectfully submitted.

GOWAN MACGOWAN,
Bursar.

PUBLIC HOSPITAL FOR INSANE, NEW WESTMINSTER.

BALANCE-SHEET, MARCH 31ST, 1924.

Assets.

Land		$ 80,000 00
Cemetery		610 89
Buildings		497,134 20
Plant and equipment		17,345 82
Furniture and fixtures		17,900 00
Inventories—		
Provisions	$ 1,803 72	
Fuel	1,564 69	
Furniture and fixtures	2,190 64	
Maintenance and repairs	4,834 00	
Clothing, boots, and slippers	10,170 03	
Miscellaneous	412 97	
		20,976 05
Deficit (cost of operations, 1923–24)		184,369 23
		$818,336 19

Liabilities.

Government of British Columbia	$818,336 19

PROFIT AND LOSS, MARCH 31ST, 1924.

Salaries	$ 89,897 30	
Office supplies	1,718 10	
Travelling expenses	173 73	
Fuel, water, light, and power	23,222 78	
Maintenance and repairs	19,534 84	
Furniture and fixtures	8,300 42	
Provisions	49,908 08	
Clothing, boots and slippers	4,838 59	
Medical and surgical supplies	2,230 37	
Examinations, committals, and transportation	7,582 92	
Incidentals and unforeseen	11,869 89	
Patient-labour (Colony Farm)		$ 1,500 00
Collections for year to Treasury		33,407 79
Net operating cost for year		184,369 23
	$219,277 02	$219,277 02

MENTAL HOSPITAL, ESSONDALE.

Balance-sheet, March 31st, 1924.

Assets.

Land		$ 116,913 80
Buildings		641,668 78
Furniture and fixtures		36,008 28
Plant and equipment		52,990 59
Inventories (unissued stores)—		
Provisions	$ 3,076 48	
Clothing	4,831 44	
Furniture and fixtures	1,092 88	
Fuel	601 40	
Maintenance and repairs	4,352 21	
		13,954 41
Deficit (cost of operations, 1923–24)		270,366 09
		$1,131,901 95

Liabilities.

Government of British Columbia	$1,131,901 95

Profit and Loss, March 31st, 1924.

Salaries	$123,593 61	
Office supplies	3,121 27	
Travelling expenses	830 08	
Fuel, water, light, and power	42,768 31	
Maintenance and repairs	15,742 49	
Furniture and fixtures	10,171 44	
Provisions	104,967 04	
Clothing, boots, and slippers	25,574 14	
Medical and surgical supplies	3,099 20	
Examinations, committals, and transportation	446 64	
Incidentals and unforeseen	3,913 17	
Patient-labour (Colony Farm)		$ 20,490 00
Collections for year to Treasury		43,371 30
Net operating cost for year		270,366 09
	$334,227 39	$ 334,227 39

MENTAL HOME, SAANICH.

BALANCE-SHEET, MARCH 31ST, 1924.

Assets.

Land		$ 12,100 00
Buildings		229,705 00
Furniture and fixtures		14,048 49
Airing and recreation court		750 00
Implements and stock		4,431 50
Inventories—		
Provisions	$ 372 73	
Clothing	465 43	
Sundries	30 00	
Furniture and fixtures	322 80	
Maintenance and repairs	187 69	
		1,378 65
Deficit (cost of operations, 1923–24)		47,980 76
		$310,394 40

Liabilities.

Government of British Columbia	$310,394 40

PROFIT AND LOSS ACCOUNT, MARCH 31ST, 1924.

Salaries	$ 18,669 43	
Office supplies	376 95	
Travelling expenses	76 17	
Fuel, water, light, and power	6,379 77	
Maintenance and repairs	4,713 95	
Furniture and fixtures	1,332 50	
Provisions	12,426 85	
Clothing	4,188 52	
Medical and surgical supplies	315 36	
Examinations, committals, and transportation	104 32	
Incidentals	5,013 47	
Collections for year to Treasury		$ 5,616 53
Net cost of operations		47,980 76
	$53,597 29	$ 53,597 29

FINANCIAL TABLES.

Table A.—Showing the Average Number of Patients in Residence each Year, the Total Amounts spent for Maintenance, and the Gross Per Capita Cost.

Year.	Average Number in Residence.	Maintenance Expenditure.	*Per Capita* Cost.
1872 (81 days)	16.57	$ 2,265 25	$616 00
1873	16.07	7,841 94	487 98
1874	16.76	8,232 41	491 20
1875	27.42	9,892 38	360 77
1876	36.41	12,558 18	344 91
1877	34.61	12,917 17	373 26
1878	36.52	13,985 05	382 93
1879	38.17	10,253 72	268 63
1880	45.42	10,552 18	232 32
1881	47.18	10,691 76	226 62
1882	47.86	11,343 65	237 02
1883	48.73	11,829 11	242 75
1884	48.70	11,843 94	243 20
1885	54.67	15,555 87	284 54
1886	59.11	15,334 43	259 42
1887	73.55	15,945 22	216 70
1888	79.43	16,261 06	204 72
1889	71.30	15,657 79	219 60
1890	78.78	17,577 80	223 13
1891	119.87	21,757 03	181 50
1892	125.24	23,518 37	187 80
1893	133 92	25,904 98	193 36
1894	148.64	26,495 83	178 25
1895	162.97	31,587 89	193 83
1896	171.43	32,001 40	186 67
1897	188.91	36,224 76	191 75
1898	216.53	46,420 25	214 38
1899	226.44	54,917 45	242 52
1900	243.24	59,349 20	244 00
1901	269.56	55,406 08	205 54
1902	296.62	55,345 65	186 59
1903	332.23	59,353 57	178 65
1904	351.55	66,052 76	187 89
1905	340.90	63,342 07	185 80
1906	374.57	66,596 69	177 79
1907	419.24	74,874 64	178 59
1908	490.80	90,269 49	183 92
1909	526.85	96,586 32	183 32
1910	563.33	103,900 44	184 43
1911	641.02	126,782 50	197 78
1912	736.72	130,924 06	177 71
1913, M.H., New Westminster	550.54	119,663 71	217 36
1913, M.H., Essondale (9 months)	384.07	71,079 84	184 76
1914, M H., New Westminster	487.24	125,981 45	258 56
1914, M.H., Essondale	489.07	131,420 44	268 36
1915, M.H., New Westminster	515.74	123,021 70	238 53
1915, M.H., Essondale	560.56	123,878 43	220 99
1916, M.H., NewWestminster	524.17	116,052 21	221 40
1916, M.H., Essondale	633.13	155,698 37	245 91
1917, M.H., New Westminster	535.66	124,124 68	231 72
1917, M.H., Essondale	716.35	166,231 51	232 05
1918, M.H., New Westminster	585 38	156,574 85	267 47
1918, M.H., Essondale	752.78	222,097 37	295 03
1919-20, M.H., New Westminster (15 months)	562.12	236,631 90	420 97
1919-20, M.H., Essondale (15 months)	755.46	357,630 99	473 38
1919-20, M.H., Saanich (373 days)	90.51	40,433 28	446 72
1920-21, M.H., New Westminster	567.47	233,486 76	411 44
1920-21, M.H., Essondale	834.10	336,585 35	403 52
1920-21, M.H., Saanich	108.67	51,995 87	478 47
1921-22, M.H., New Westminster	596.07	210,887 45	353 79
1921-22, M.H., Essondale	890.32	321,150 35	360 71
1921-22, M.H., Saanich	120.05	47,860 96	398 67
1922-23, M.H., New Westminster	603.40	214,672 13	355 77
1922-23, M.H., Essondale	942.60	312,955 52	332 01
1922-23, M.H., Saanich	127.57	47,215 01	370 11
1923-24, M.H., New Westminster	628.85	219,277.02	348 69
1923-24, M.H., Essondale	963.83	334,227.39	346 76
1923-24, M.H., Saanich	139.69	53,597.29	383 68

TABLE B.—SHOWING ANALYSIS OF THE PER CAPITA COST.

Year.	Salaries.	Provisions.	Clothing.	Fuel and Light.	Furniture.	Medicines.	Miscellaneous.	Total.
1872.....	$279 38	$184 03	$55 81	$22 44	$15 55	$10 18	$49 30	$616 69
1873.....	221 48	166 81	14 55	23 65	21 59	7 74	32 16	487 98
1874.....	231 10	152 10	22 07	23 98	28 36	7 78	25 81	491 20
1875.....	153 82	113 40	13 98	16 88	25 45	6 73	30 51	360 77
1876.....	143 34	114 45	18 68	22 75	17 90	2 86	24 93	344 91
1877.....	177 15	126 75	20 69	4 66	20 75	3 74	19 52	373 26
1878.....	176 16	124 23	30 43	13 94	7 20	9 16	21 82	382 93
1879.....	134 27	95 10	3 25	15 91	6 39	6 31	7 40	268 63
1880.....	111 84	87 71	5 74	14 06	6 00	3 63	3 34	332 32
1881.....	112 44	81 14	6 86	12 73	5 55	2 56	5 34	226 62
1882.....	121 51	84 52	7 05	12 30	4 54	3 49	3 61	237 02
1883.....	123 81	92 56	6 03	11 04	4 26	2 24	2 82	242 75
1884.....	124 02	90 64	7 03	12 43	4 14	2 77	2 18	243 20
1885.....	169 05	84 33	6 33	15 05	3 90	2 93	2 95	284 54
1886.....	159 03	69 35	5 49	16 20	3 72	1 59	4 04	259 42
1887.....	127 80	59 10	5 88	15 38	3 88	93	3 81	216 78
1888.....	118 34	60 47	4 41	13 90	3 11	2 09	2 40	204 72
1889.....	131 70	59 11	7 20	12 93	4 13	2 07	2 46	219 60
1890.....	121 54	62 77	9 02	17 31	4 00	1 29	7 19	223 12
1891.....	88 35	54 79	3 83	20 43	3 40	1 89	8 81	181 50
1892.....	94 25	56 74	4 69	20 53	3 35	1 80	6 42	187 80
1893.....	95 50	53 55	5 43	22 60	3 39	2 69	10 20	193 36
1894.....	87 76	57 07	5 25	18 83	2 98	1 43	4 93	178 25
1895.....	90 83	61 15	9 90	20 41	2 51	3 10	5 93	193 83
1896.....	89 13	55 93	6 30	20 29	2 56	3 63	8 83	186 67
1897.....	89 09	58 18	8 36	19 11	2 95	3 86	10 20	191 75
1898.....	94 68	69 43	9 94	21 82	2 76	5 12	10 62	214 37
1899.....	113 31	72 91	8 31	33 96	2 50	2 73	8 80	242 52
1900.....	116 04	72 62	9 06	32 10	2 15	1 71	10 32	244 00
1901.....	99 16	66 65	10 12	18 52	3 25	1 07	6 77	205 54
1902.....	87 47	61 13	7 95	15 25	4 13	1 20	9 46	186 59
1903.....	82 36	57 86	8 58	14 77	3 24	1 91	9 93	178 65
1904.....	87 43	60 01	6 85	17 84	4 48	2 10	9 18	187 89
1905.....	92 17	54 09	5 99	17 93	3 83	2 03	9 76	185 80
1906.....	88 76	53 15	5 16	15 92	3 57	1 21	10 02	177 79
1907.....	89 18	48 47	5 81	19 82	3 02	1 57	10 72	178 59
1908.....	90 93	49 17	6 61	17 63	4 56	1 79	13 23	183 92
1909.....	94 27	53 41	8 16	13 02	2 78	84	10 84	183 32
1910.....	95 97	48 43	7 87	21 32	2 02	1 15	7 67	184 43
1911.....	97 44	58 08	9 39	18 84	1 12	1 87	11 04	197 78
1912.....	78 40	56 37	10 09	19 36	1 79	1 50	10 20	177 71
1913, M.H., New West.	102 37	54 07	9 43	25 27	4 74	3 21	18 27	217 36
1913, M.H., Essondale.	93 56	49 90	5 50	25 13	55	1 02	14 10	184 76
1914, M.H., New West.	115 72	68 15	2 99	24 13	69	2 64	44 24	258 56
1914, M.H., Essondale.	113 06	81 42	15 49	28 93	4 14	1 19	24 13	268 36
1915, M.H., New West.	110 94	64 32	7 57	20 30	....	1 88	33 52	238 53
1915, M.H., Essondale.	95 25	62 84	9 44	24 87	1 14	56	26 89	220 99
1916, M.H., New West.	105 89	74 96	2 58	18 52	....	1 45	18 00	221 40
1916, M.H., Essondale.	89 26	75 18	17 76	26 96	4 98	42	31 35	245 91
1917, M.H., New West.	103 41	72 20	10 52	18 29	....	2 38	24 92	231 72
1917, M.H., Essondale.	83 57	79 98	18 92	23 39	4 77	81	20 61	232 05

This accounting system discontinued in 1917, and new system installed as per Table B 1.

TABLE B 1.—SHOWING ANALYSIS OF THE GROSS PER CAPITA COST.

Year.	Salaries.	Office Supplies.	Travelling Expenses.	Fuel, Water, Light.	Repairs and Renewals.	Furniture and Fixtures, Bedding, etc.	Provisions.	Clothing, Boots, and Slippers.	Medical and Surgical Supplies.	Examination, Committal, and Transportation.	Incidentals and Unforeseen.	Total Gross.
1918, New Westminster	$102.815	$2.133	$0.097	$27.186	$3.706	$9.547	$ 99.989	$ 7.103	$2.102	$4.103	$8.694	$267.47
1918, Essondale.....	96.777	3.000	0.482	33.378	5.849	8.438	118.888	17.235	1.663	0.060	9.266	295.03
1919-20, New Westminster (15 months)..	168.789	4.375	0.581	45.794	19.216	10.052	133.599	5.467	5.061	14.230	13.806	420.970
1919-20, Essondale (15 months).....	155.850	3.812	1.218	47.000	31.584	12.414	176.575	27.488	2.118	1.466	13.856	473.381
1919-20, Saanich (373 days).....	160.550	4.954	3.372	41.927	15.894	10.336	140.601	26.270	1.931	6.183	34.708	446.726
1920-21, New Westminster	150.462	3.535	0.513	39.685	20.993	18.365	122.845	17.038	6.392	13.549	18.069	411.446
1920-21, Essondale	132.321	3.754	1.399	35.996	21.890	13.587	147.415	35.304	3.037	0.279	8.542	403.524
1920-21, Saanich.....	153.924	2.070	1.783	54.736	30.275	6.654	131.475	31.359	5.173	0.140	61.481	479.470
1921-22, New Westminster	144.045	3.970	0.497	44.814	17.728	14.369	86.339	4.389	4.696	14.946	18.000	353.793
1921-22, Essondale.....	129.591	3.297	1.067	40.826	22.747	13.707	107.869	30.224	3.496	0.367	7.517	360.708
1921-22, Saanich.....	138.346	2.969	0.733	55.268	23.679	5.737	103.156	31.713	4.031	2.370	30.669	398.671
1922-23, New Westminster	144.877	3.494	1.239	42.666	22.433	20.444	75.445	16.029	3.709	13.563	11.871	355.770
1922-23, Essondale....	127.194	2.919	1.015	41.376	15.166	8.231	102.448	24.417	3.029	0.283	5.935	332.013
1922-23, Saanich.....	137.779	2.158	0.407	49.071	17.080	2.501	88.571	28.202	1.914	0.180	42.247	370.110
1923-24, New Westminster	142.955	2.732	0.276	36.929	31.064	13.200	79.364	7.694	3 547	12.059	18.875	348.695
1923-24, Essondale	128.232	3.238	0.861	44 373	16.333	10.553	108.906	26.534	3.216	0.463	4.060	346.769
1923-24, Saanich	133.649	2.698	0.545	45.671	33.747	9.539	88.960	29.984	2.257	0.747	35.890	383.687

TABLE C.—SHOWING THE TOTAL EXPENDITURE OF THE MENTAL HOSPITAL ANNUALLY SINCE ITS INCEPTION, ANALYSED UNDER ITS VARIOUS HEADINGS.

Year.	Salaries.	Provisions.	Clothing.	Fuel and Light.	Furniture (estimat'd)	Medicines, etc.	Miscellaneous.	Total of Current Expenditure.	Expenditure on Capital Account.			
									New Furniture.	Library.	Surgical Instruments.	Lands and Works.
1872-87	$91,899 70	$59,567 24	$6,482 84	$9,317 03	$5,331 52	$2,307 04	$6,131 55	$181,042 26	$2,600 00	.....	.....	$917 26
1888	9,399 96	4,803 57	350 17	1,103 86	247 24	165 60	190 66	16,261 06	.....	.....	$ 32 00	224 34
1889	9,390 62	4,214 19	513 73	922 00	293 69	147 76	175 80	15,657 79	.....	.....	.....	625 56
1890	9,575 13	4,945 57	710 64	1,363 52	315 28	101 90	565 96	17,577 80	2,800 00	.....	.....	2,181 91
1891	10,590 28	6,568 27	459 58	2,449 09	406 84	226 31	1,056 66	21,757 03	900 00	.....	.....	1,001 86
1892	11,803 83	7,106 64	587 48	2,571 26	418 82	226 19	804 15	23,518 37	.....	.....	.....	433 99
1893	12,790 28	7,172 53	729 38	3,029 00	452 55	362 08	1,369 16	25,904 98	650 00	$ 19 00	10 75	718 49
1894	13,044 16	8,492 53	771 05	2,799 87	442 69	212 86	732 67	26,495 83	200 00	.....	.....	170 32
1895	14,802 47	9,963 54	1,611 96	3,324 54	419 01	502 90	963 47	31,587 89	1,800 00	.....	.....	1,915 28
1896	15,280 62	9,588 22	1,079 85	3,479 46	439 36	623 24	1,511 05	32,001 40	800 00	.....	148 01	1,126 74
1897	16,829 76	10,991 05	1,579 08	3,610 03	557 97	728 73	1,928 14	36,224 76	1,200 00	5 15	19 00	848 38
1898	20,502 31	15,032 71	2,153 11	4,725 96	598 05	1,109 66	2,298 45	46,420 25	2,700 00	.....	6 39	5,320 30
1899	25,658 15	16,511 05	1,882 13	7,690 35	566 86	617 27	1,991 64	54,917 45	1,300 00	8 60	.....	2,518 80
1900	28,224 96	17,665 60	2,203 97	7,807 15	521 96	415 10	2,510 46	59,349 20	2,400 00	29 10	11 89	1,806 10
1901	26,729 01	17,967 31	2,727 11	4,993 67	875 30	288 40	1,823 28	55,406 08	1,840 53	25 10	14 65	5,175 20
1902	25,945 89	18,132 13	2,359 90	4,525 45	1,221 87	354 38	2,806 03	55,345 65	1,157 47	104 20	19 20	5,561 42
1903	27,362 37	19,222 50	2,850 19	4,906 22	1,077 73	634 16	3,300 40	59,353 57	1,723 70	111 48	9 00	8,426 70
1904	30,735 95	21,096 19	2,409 34	6,271 55	1,574 84	738 85	3,226 04	66,052 76	1,463 48	132 53	16 95	4,593 88
1905	31,421 45	18,437 99	2,043 45	6,110 76	1,306 22	693 49	3,328 71	63,342 07	1,711 84	91 47	69 15	3,981 72
1906	33,243 80	19,908 19	1,934 15	5,965 32	1,337 80	453 41	3,754 02	66,596 69	1,365 76	100 30	114 16	5,564 03
1907	37,394 21	20,326 99	2,439 64	8,314 36	1,265 63	655 66	4,498 15	74,874 64	4,352 22	150 88	144 63	9,410 66
1908	44,626 20	24,132 49	3,244 77	8,652 81	2,239 68	877 40	6,496 14	90,269 49	5,646 86	127 50	91 01	10,775 00
1909	49,665 85	28,142 65	4,298 91	6,856 11	1,465 79	441 59	5,715 42	96,586 32	2,598 95	89 58	21 30	16,615 10
1910	54,049 80	27,278 49	4,437 29	12,014 30	1,141 57	653 09	4,325 90	103,900 44	4,043 58	139 76	9 50	12,465 08
1911	62,453 00	37,229 56	6,020 57	12,079 62	722 10	1,200 92	7,076 73	126,782 50	11,169 78	154 75	43 82	14,429 02
1912	57,755 68	41,531 72	7,433 68	14,266 18	1,318 66	1,105 82	7,512 32	130,924 06	4,477 21	187 46	301 15	13,144 06
1913, New Westminster	56,359 76	29,767 27	5,191 33	13,909 72	2,608 03	1,767 42	10,060 18	119,663 71	4,697 77	131 93	69 13	17,701 00
1913, Essondale. (9 mos.)	35,993 98	17,271 35	2,117 73	9,669 99	208 76	395 80	5,422 23	71,079 84	46,680 54	212 79	.....	14,904 63
1914, New Westminster	56,381 62	33,204 11	1,455 28	11,758 11	338 03	1,286 68	21,557 62	125,981 45	.....	4,417 50	.....	10,117 16
1914, Essondale	55,364 40	39,873 66	7,585 71	14,168 66	2,026 29	584 23	11,817 49	131,420 44	1,087 31	.....	.....	4,236 37
1915, Essondale	53,392 50	35,225 51	5,287 03	13,942 39	639 67	316 87	15,074 46	123,878 43	841 31	.....	.....	4,628 99
1915, New Westminster	57,217 21	33,174 90	3,902 49	10,469 03	.....	969 58	17,288 49	123,021 70	1,044 11	.....	.....	5,910 38
1916, New Westminster	55,501 35	39,294 07	1,349 48	9,696 04	.....	777 94	9,433 33	116,052 21	1,395 09	.....	.....	8,623 88
1916, Essondale	56,515 64	47,601 27	11,242 29	17,066 96	3,154 13	268 96	19,849 12	155,698 37	2,418 80	.....	.....	14,402 82
1917, New Westminster	55,393 19	38,674 92	5,639 40	9,795 36	.....	1,275 54	13,346 27	124,124 68	1,538 13	.....	.....	3,455 96
1917, Essondale	59,862 30	57,294 25	13,555 03	16,759 02	3,415 42	578 58	14,766 91	166,231 51	1,611 63	.....	.....	10,515 80

Above system discontinued in 1917. *See* new Table C1.

TABLE C 1.—SHOWING GROSS EXPENDITURE IN PROFIT AND LOSS ACCOUNTS FOR YEAR ANALYSED UNDER ITS VARIOUS HEADINGS.

Year.	Salaries.	Office Supplies and Postage.	Travelling Expenses.	Fuel, Water, Light, and Power.	Repairs and Renewals.	Furniture and Fixtures, Bedding, etc.	Provisions.	Clothing, Boots, and Slippers.	Medical and Surgical Supplies.	Examination, Committal, and Transportation.	Incidentals and Unforeseen.	Total Gross.
1918, New Westminster	$60,185 88	$1,248 42	$ 57 32	$15,913 89	$2,169 74	$5,588 44	$58,531 74	$ 4,157 86	$1,230 61	$2,401 62	$5,089 33	$156,574 85
1918, Essondale	72,853 08	2,258 13	363 14	25,126 54	4,403 10	6,351 27	89,496 23	12,974 41	1,252 08	44 75	6,975 64	222,097 37
1919-20 New Westminster (15 months)	94,878 17	2,459 16	326 40	25,741 44	10,801 50	5,650 38	75,097 52	3,073 27	2,844 64	7,998 75	7,760 67	236,631 90
1919-20, Essondale (15 months)	117,738 67	2,879 47	920 30	35,512 26	23,860 37	9,380 10	133,395 18	20,766 40	1,601 14	1,107 67	10,469 43	357,630 99
1919-20, Saanich (373 days)	14,531 52	448 35	305 12	3,794 84	1,438 56	935 58	12,725 70	2,377 75	174 86	559 65	3,141 35	40,433 28
1920-21, New Westminster	85,383 61	2,006 14	291 39	22,520 67	11,912 85	10,421 97	69,711 30	9,668 82	3,627 47	7,689 08	10,253 46	233,486 76
1920-21, Essondale	111,370 33	3,131 52	1,167 54	30,025 06	18,258 58	11,332 97	122,960 16	29,447 19	2,533 64	232 90	7,125 46	336,585 35
1920-21, Saanich	16,726 99	224 99	193 75	5,948 25	3,290 09	657 94	14,287 41	3,407 80	562 19	15 30	6,681 16	51,995 87
1921-22, New Westminster	85,860 99	2,366 35	296 18	26,712 36	10,567 17	8,565 23	51,464 33	2,616 60	2,799 47	8,909 28	10,729 49	210,887 45
1921-22, Essondale	115,377 91	2,936 02	950 70	36,349 87	20,252 26	12,203 99	96,038 30	26,908 88	3,112 77	326 95	6,692 70	321,150 35
1921-22, Saanich	16,608 43	356 43	88 09	6,634 95	2,842 77	688 81	12,383 94	3,807 19	483 98	284 55	3,681 82	47,860 96
1922-23, New Westminster	87,418 62	2,108 55	748 09	25,744 02	13,535 73	12,336 12	45,523 72	9,671 91	2,238 03	8,184 17	7,163 17	214,672 13
1922-23, Essondale	119,893 08	2,751 73	956 87	39,001 61	14,294 78	7,758 72	96,566 16	23,015 70	2,855 80	266 71	5,594 36	312,955 52
1922-23, Saanich	17,576 53	275 34	51 94	6,260 04	2,178 95	319 05	11,298 85	3,597 70	244 20	23 05	5,389 36	47,215 01
1923-24, New Westminster	89,897 30	1,718 10	173 73	23,222 78	19,534 84	8,300 42	49,908 08	4,838 59	2,230 37	7,582 92	11,869 89	219,277 02
1923-24, Essondale	123,593 61	3,121 27	830 08	42,768 31	15,742 49	10,171 44	104,967 04	25,574 14	3,099 20	446 64	3,913 17	334,227 39
1923-24, Saanich	18,669 43	376 95	76 17	6,379 77	4,713 95	1,332 50	12,426 85	4,188 52	315 36	104 32	5,013 47	53,597 29

TABLE D.—SUMMARY STATEMENT SHOWING THE GROSS AND NET PER CAPITA COST OF INSANE PATIENTS IN THE THREE INSTITUTIONS.

Public Hospital for Insane, New Westminster—			
Total maintenance vouchers		$200,970 34	
Colony Farm Produce Account		22,744 39	
Mental Home, Saanich, supplies		56 25	
Mental Hospital, Essondale, supplies		9,319 32	
March 31, 1923. Inventory, provisions		3,063 23	
,, ,, ,, furniture and fixtures		3,282 25	
,, ,, ,, maintenance and repairs		4,075 56	
,, ,, ,, clothing		5,642 00	
,, ,, ,, miscellaneous		2,193 73	
		$251,347 07	
Less proportion of salary, Farmer	$ 660 00		
,, Clothing Account, Essondale	8,795 00		
,, Shoemaker Account, Essondale	45 00		
,, Clothing Account, Saanich	1,594 00		
,, patient-labour, Colony Farm	1,500 00		
,, March 31, 1924. Inventory, fuel, water, light, and power	1,564 69		
,, ,, ,, ,, maintenance and repairs	4,834 00		
,, ,, ,, ,, furniture and fixtures	2,190 64		
,, ,, ,, ,, provisions	1,803 72		
,, ,, ,, ,, clothing	10,170 03		
,, ,, ,, ,, miscellaneous	412 97		
		33,570 05	
Total, Public Hospital for Insane, New Westminster			$217,777 02
Provincial Mental Hospital, Essondale—			
Total maintenance vouchers		$304,418 02	
Colony Farm Produce Account		57,788 57	
Public Hospital for Insane Account		8,840 00	
Mental Home, Saanich		58 80	
March 31, 1923. Inventory, provisions		2,372 47	
,, ,, ,, clothing		4,437 15	
,, ,, ,, furniture and fixtures		1,143 39	
,, ,, ,, fuel		4,226 50	
,, ,, ,, maintenance and repairs		3,988 41	
		$387,273 31	
Less Public Works Department	$ 720 00		
,, fuel to Colony Farm	1,869 77		
,, board to Colony Farm employees	8,929 00		
,, transferred building (New Annex)	14,930 84		
,, New Westminster clothing vouchers	9,319 32		
,, Boys' Industrial School	3,322 58		
,, patient-labour, Colony Farm	20,490 00		
,, March 31, 1924. Inventory, fuel, water, light, and power	601 40		
,, ,, ,, ,, maintenance and repairs	4,352 21		
Carried forward	$64,535 12	$387,273 31	$217,777 02

TABLE D.—SUMMARY STATEMENT SHOWING THE GROSS AND NET PER CAPITA COST OF INSANE PATIENTS IN THE THREE INSTITUTIONS—*Continued.*

Brought forward	$64,535 12	$387,273 31	$217,777 02
Provincial Mental Hospital, Essondale—*Continued.*			
Less March 31, 1924. Inventory, furniture and fixtures	1,092 88		
" " " " provisions	3,076 48		
" " " " clothing	4,831 44		
		73,535 92	
Total, Provincial Mental Hospital, Essondale			313,737 39
Mental Home, Saanich—			
Total maintenance vouchers		$ 51,477 05	
New Westminster Hospital Tailor Account		1,594 00	
Colony Farm Account		10 00	
March 31, 1923. Inventory, provisions		816 46	
" " " clothing		636 67	
" " " fuel		176 25	
" " " miscellaneous		143 45	
" " " furniture and fixtures		237 11	
		$ 55,090 99	
Less supplies to Essondale	$ 58 80		
" supplies to New Westminster	56 25		
" March 31, 1924. Inventory, maintenance and repairs	187 69		
" " " " furniture and fixtures	322 80		
" " " " provisions	372 73		
" " " " clothing	465 43		
" " " " miscellaneous	30 00		
		1,493 70	
Total, Mental Home, Saanich			53,597 29
Total operating expense for the three institutions, New Westminster, Essondale, and Saanich			$585,111 70
Less collections remitted to Treasury—			
Public Hospital for Insane, New Westminster		$ 33,407 79	
Mental Hospital, Essondale		43,371 30	
Mental Home, Saanich		5,616 53	
			82,395 62
Total net expense for the three institutions			$502,716 08

Total average population for the three institutions, 1,732.37, showing a net *per capita* cost of $290.19 per year, or 79.29 cents per day.

TABLE E.—EXPENSE AND REVENUE STATEMENT OF THE NEW WESTMINSTER HOSPITAL FOR 12 MONTHS ENDED MARCH 31ST, 1924.

Operating Expense Accounts.

Operating expenditure by voucher—		
Salaries—		
Medical and clerical staff	$ 12,317 51	
Other employees	81,839 79	
		$ 94,157 30
Office supplies—		
Books and journals	$ 278 20	
Postage and office supplies	754 65	
Telephone and telegrams	685 25	
		1,718 10
Travelling expenses		173 73
Fuel, water, light, and power—		
Fuel	$ 18,927 05	
Water	2,918 35	
Light and power	2,942 07	
		24,787 47
Maintenance and repairs—		
Repairs and renewals	$ 19,305 14	
Janitors' supplies	988 14	
		20,293 28
Furniture and fixtures—		
Bedding	$ 3,295 75	
Furniture and fixtures	2,196 27	
Miscellaneous	1,660 54	
		7,152 56
Provisions—		
Groceries	$ 21,598 20	
Meats	5,777 72	
Fish	2,605 10	
		29,981 02
Uniforms and clothing—		
Clothing	$ 5,912 54	
Boots and slippers	968 76	
		6,881 30
Medical and surgical supplies—		
Drugs	$ 1,514 37	
Surgical instruments and sundries	716 00	
		2,230 37
Examinations, committals, and transportation—		
Examinations	$ 712 05	
Committals	35 00	
Transportation	6,835 87	
		7,582 92
Incidentals and unforeseen—		
Amusements	$ 295 87	
Gratuities	31 00	
Funerals	575 00	
Auto-tires	149 28	
Auto-repairs	738 38	
Gasolene and oils	768 51	
Tools and implements	295 65	
Carried forward	$ 2,853 69	$194,958 05

Table E.—Expense and Revenue Statement of the New Westminster Hospital for 12 Months ended March 31st, 1924—*Continued.*

Operating Expense Accounts—Continued.

Brought forward	$ 2,853 69	$194,958 05
Operating expenditure by voucher—*Continued.*		
Incidentals and unforeseen—*Continued.*		
Freight and cartage	108 33	
Miscellaneous	3,050 27	
		6,012 29
Total expenditure for year by voucher		$200,970 34
Institution Trading Accounts—		
From Colony Farm—		
Dairy produce	$ 10,231 49	
Meats	1,611 91	
Vegetable produce	5,136 95	
Canned goods	1,687 20	
Miscellaneous	4,076 84	
		22,744 39
From Mental Home, Saanich, sundries		56 25
From Mental Hospital, Essondale, clothing		9,319 32
		$233 090 30

Summary of Profit and Loss Accounts.

		Yearly *Per Capita* Cost.
Salaries	$ 89,897 30	$142.955
Expenses—		
Office supplies	1,718 10	2.732
Travelling expenses	173 73	0.276
Fuel, water, light, and power	23,222 78	36.929
Maintenance and repairs	19,534 84	31.064
Furniture and fixtures	8,300 42	13.200
Provisions	49,908 08	79.364
Clothing, boots, and slippers	4,838 59	7.694
Medical and surgical supplies	2,230 37	3.547
Examinations, committals, and transportation	7,582 92	12.059
Incidentals and unforeseen	11,869 89	18.875
Total gross expenditure	$219,277 02	$348.695
Less patient-labour (against market price for farm produce)	1,500 00	2.385
	$217,777 02	$346.310
Less Revenue Account (maintenance of patients)	33,407 79	53.125
Net cost of patients' maintenance to Government	$184,369 23	$293.185

Remarks.

Total patients in residence, New Westminster, March 31st, 1924	653
Daily average population, New Westminster, for year	628.85
Gross maintenance *per capita* cost, 1 year	$348.69
" " " 1 day	.952
Net maintenance *per capita* cost, 1 year	293.18
" " " 1 day	.801

TABLE F.—EXPENSE AND REVENUE STATEMENT OF THE ESSONDALE HOSPITAL FOR 12 MONTHS ENDED MARCH 31ST, 1924.

Operating Expense Accounts.

Operating expenditure by voucher—		
Salaries—		
Medical and clerical staff	$ 14,973 96	
Other employees	108,619 65	
		$123,593 61
Office supplies—		
Books and journals	$ 131 41	
Postage and office supplies	1,854 71	
Telegrams and telephone	1,135 15	
		3,121 27
Travelling expenses		830 08
Fuel, water, light, and power—		
Fuel	$ 31,421 50	
Water	5,102 48	
Light and power	4,489 00	
		41,012 98
Maintenance and repairs—		
Repairs and renewals	$ 13,615 55	
Janitors' supplies	2,490 74	
New Annex Building	14,930 84	
		31,037 13
Furniture and fixtures—		
Bedding	$ 4,719 48	
Furniture and fixtures	2,283 49	
Miscellaneous	3,117 96	
		10,120 93
Provisions—		
Groceries	$ 43,692 26	
Meats	10,297 67	
Fish	4,017 50	
		58,007 43
Uniforms and clothing—		
Clothing	$ 24,116 07	
Boots and slippers	2,331 68	
		26,447 75
Medical and surgical supplies—		
Drugs	$ 1,487 79	
Surgical instruments and sundries	1,611 41	
		3,099 20
Examinations, committals, and transportation—		
Examinations	$ 21 00	
Transportation	425 64	
		446 64
Incidentals and unforeseen—		
Amusements	$ 777 45	
Gratuities	148 20	
Funerals	1,080 00	
Auto-tires	353 38	
Auto-repairs	717 50	
Gasolene and oils	788 11	
Tools and implements	426 23	
Carried forward	$ 4,290 87	$297,717 02

TABLE F.—EXPENSE AND REVENUE STATEMENT OF THE ESSONDALE HOSPITAL FOR 12 MONTHS ENDED MARCH 31ST, 1924—*Continued.*

Operating Expense Accounts—Continued.

Brought forward	$ 4,290 87	$297,717 02
Operating expenditure by voucher—*Continued.*		
Incidentals and unforeseen—*Continued.*		
Freight and cartage	199 14	
Miscellaneous	2,210 99	
		6,701 00
Total expenditure for year by voucher		$304,418 02
Institution Trading Accounts—		
Colony Farm supplies—		
Dairy produce	$ 23,196 09	
Meats	6,519 00	
Eggs	2,478 78	
Poultry	690 35	
Vegetables and produce	14,941 23	
Canned goods	4,278 25	
Incidentals	5,150 12	
Gasolene, etc.	534 75	
		57,788 57
Mental Home, Saanich, geese		58 80
Public Hospital for Insane—		
Uniforms and clothing	$ 8,795 00	
Boots	45 00	
		8,840 00
		$371,105 39

Summary of Profit and Loss Accounts.

		Yearly *Per Capita* Cost.
Salaries	$123,593 61	$128.232
Expenses—		
Office supplies	3,121 27	3.238
Travelling expenses	830 08	.861
Fuel, water, light, and power	42,768 31	44.373
Maintenance and repairs	15,742 49	16.333
Furniture and fixtures	10,171 44	10.553
Provisions	104,967 04	108.906
Clothing, boots, and slippers	25,574 14	26.534
Medical and surgical supplies	3,099 20	3.216
Examinations, committals, and transportation	446 64	.463
Incidentals and unforeseen	3,913 17	4.060
Total gross expenditure	$334,227 39	$346.769
Less patient-labour (against market price for farm produce)	20,490 00	21.259
	$313,737 39	$325.510
Less Revenue Account (maintenance of patients)	43,371 30	45.000
Net cost to Government for maintenance of patients	$270,366 09	$280.510

Remarks.

Total patients in residence, Essondale, March 31st, 1924	983
Daily average population, Essondale, for year	963.83
Gross maintenance *per capita* cost, 1 year	$346.76
" " " 1 day	.947
Net maintenance *per capita* cost, 1 year	280.51
" " " 1 day	.766

Capital Expenditure.

Cottages	$12,441 41

TABLE G.—EXPENSE AND REVENUE STATEMENT OF THE SAANICH HOSPITAL FOR 12 MONTHS ENDED MARCH 31ST, 1924.

Operating Expense Accounts.

Operating expenditure by voucher—		
Salaries—		
Medical and clerical staff	$ 3,000 00	
Other employees	15,669 43	
		$ 18,669 43
Office supplies—		
Postage and office supplies	$ 220 35	
Telephone and telegrams	156 60	
		376 95
Travelling expenses		76 17
Fuel, water, light, and power—		
Fuel	$ 5,132 49	
Water	169 20	
Light and power	901 83	
		6,203 52
Maintenance and repairs—		
Repairs and renewals	$ 4,533 83	
Janitors' supplies	367 81	
		4,901 64
Furniture and fixtures—		
Bedding	$ 153 00	
Furniture and fixtures	628 12	
Miscellaneous	637 07	
		1,418 19
Provisions—		
Groceries	$ 7,977 60	
Meats	3,340 55	
Fish	664 97	
		11,983 12
Uniforms and clothing—		
Clothing	$ 1,743 58	
Boots and slippers	679 70	
		2,423 28
Medical and surgical supplies—		
Drugs	$ 221 06	
Surgical instruments and sundries	94 30	
		315 36
Examinations, committals, and transportation—		
Transportation		104 32
Carried forward		$ 46,471 98

Table G.—Expense and Revenue Statement of the Saanich Hospital for 12 Months ended March 31st, 1924—*Continued.*

Operating Expense Accounts—Continued.

Brought forward		$ 46,471 98
Operating expenditure by voucher—*Continued.*		
Incidentals and unforeseen—		
Amusements	$ 335 50	
Funerals	170 00	
Auto-tires	123 33	
Auto-repairs	454 33	
Gasolene and oils	247 48	
Tools and implements	40 80	
Freight and cartage	35 70	
Miscellaneous	3,597 93	
		5,005 07
Total expenditure for year by voucher		$ 51,477 05
Institution Trading Accounts—		
New Westminster Hospital, clothing and uniforms		1,594 00
Colony Farm		10 00
		$ 53,081 05

Summary of Profit and Loss Accounts.

		Yearly *Per Capita* Cost.
Salaries	$ 18,669 43	$133.649
Expenses—		
Office supplies	376 95	2.698
Travelling expenses	76 17	.545
Fuel, water, light, and power	6,379 77	45.671
Maintenance and repairs	4,713 95	33.747
Furniture and fixtures	1,332 50	9.539
Provisions	12,426 85	88.960
Clothing	4,188 52	29.984
Medical and surgical supplies	315 36	2.257
Examinations, committals, and transportation	104 32	.747
Incidentals and unforeseen	5,013 47	35.890
Total gross expenditure	$ 53,597 29	$383.687
Less collections to Treasury	5,616 53	40.207
Net cost to Government for maintenance of patients	$ 47,980 76	$343.480

Remarks.

Total patients in residence, March 31st, 1924	148
Daily average population for 1 year	139.69
Gross maintenance *per capita* cost, 1 year	$383.68
" " " 1 day	1.048
Net maintenance *per capita* cost, 1 year	343.48
" " " 1 day	.939

REVENUE OF MENTAL HOSPITALS SINCE INCEPTION.

1873	$1,440 99	1895	$4,409 23	1916, New West.	$18,135 91
1874	680 00	1896	3,741 71	1916, Essondale.	21,889 74
1875	1,342 60	1897	3,816 80	1917, New West.	21,435 93
1876	730 31	1898	4,003 79	1917, Essondale.	25,350 09
1877	799 91	1899	4,769 04	1918, New West.	35,169 86
1878	479 42	1900	6,893 33	1918, Essondale.	32,100 14
1879	867 38	1901	12,800 76	1919-20, N. West.	45,921 06
1880	1,433 04	1902	10,926 23	1919-20, Es'ndale	53,740 40
1881	614 99	1903	13,639 64	1919-20, Saanich	3,215 39
1882	505 18	1904	15,004 22	1920-21, N. West.	38,323 55
1883	298 24	1905	16,613 18	1920-21, Es'ndale	46,418 81
1884	98 35	1906	19,058 42	1920-21, Saanich	3,580 31
1885	.....	1907	20,753 35	1921-22, N. West.	38,409 52
1886	50 00	1908	25,807 83	1921-22, Es'ndale	43,078 91
1887	720 59	1909	25,845 65	1921-22, Saanich	4,263 65
1888	750 00	1910	26,137 38	1922-23, N. West.	34,148 55
1889	220 00	1911	30,100 20	1922-23, Es'ndale	48,448 69
1890	599 24	1912	35,151 97	1922-23, Saanich	5,698 29
1891	761 15	1913	40,756 56	1923-24, N. West.	33,407 79
1892	2,418 43	1914	42,731 83	1923-24, Es'ndale	43,371 30
1893	1,585 40	1915, New West.	18,046 21	1923-24, Saanich	5,616 53
1894	2,709 53	1915, Essondale.	16,329 72		

TAILOR'S REPORT, 1923-24.

ESSONDALE.

Uniforms—		
109 uniform suits at $40	$4,360 00	
117 uniform pants at $10	1,170 00	
		$ 5,530 00
Patients' clothing—		
82 suits, special, at $22	$1,804 00	
65 suits at $19	1,235 00	
23 pairs pants at $6.50	149 50	
		3,188 50
Stock, etc.—		
9 camisoles at $4	$ 36 00	
11 chair-covers at 25 cents	2 75	
19 white milking-caps at 25 cents	4 75	
18 small bed-ticks at 25 cents	4 50	
100 pillow-ticks at 10 cents	10 00	
3 strong canvas blankets at $5	15 00	
10 bed-ticks at 35 cents	3 50	
		76 50
Repairs—		
2,684 coats repaired and pressed at 50 cents	$1,342 00	
3,762 pants repaired and pressed at 40 cents	1,504 80	
736 vests repaired and pressed at 30 cents	220 80	
		3,067 60
		$11,862 30

PUBLIC HOSPITAL FOR INSANE.

Uniforms and extra pants—		
46 uniform suits at $40	$1,840 00	
46 uniform pants at $10	460 00	
		$ 2,300 00
Carried forward		$ 2,300 00

PUBLIC HOSPITAL FOR INSANE—*Continued.*

Brought forward		$ 2,300 00
Patients' clothing—		
29 suits at $22	$ 638 00	
40 suits at $19	760 00	
42 pairs pants at $6.50	273 00	
1 vest at $3	3 00	
		1,674 00
Stock, etc.—		
46 canvas rugs (labour only) at $5	$ 230 00	
34 bed-ticks (labour only) at 35 cents	11 90	
24 pillow-ticks (labour only) at 10 cents	2 40	
2 straight-jackets (labour only) at $1	2 00	
4 straight-jackets (material supplied) at $4	16 00	
4 overalls (material supplied) at $4.50	18 00	
		280 30
Repairs—		
321 coats repaired and pressed at 50 cents	$ 160 50	
557 pants repaired and pressed at 40 cents	222 80	
83 vests repaired and pressed at 30 cents	24 90	
94 canvas rugs repaired at $1.50	141 00	
		549 20
		$ 4,803 50

MENTAL HOME.

Uniforms and extra pants—		
19 uniform suits at $40	$ 760 00	
15 uniform pants at $10	150 00	
		910 00
Stock—		
36 suits at $19		684 00
		$ 1,594 00

MISCELLANEOUS WORK.

Pressing, alterations on patients' private clothing, etc	$ 92 50

TOTALS.

Essondale	$11,862 60
Public Hospital for Insane	4,803 50
Mental Home	1,594 00
Miscellaneous	92 50
	$18,352 60

STATEMENT OF TAILOR-SHOP, 1923–24.

Production—		
For Mental Hospital, Essondale—		
Attendants' uniforms	$5,530 00	
Patients' clothing	3,188 50	
Sundries	76 50	
Repairs	3,067 60	
		$11,862 60
Carried forward		$11,862 60

STATEMENT OF TAILOR-SHOP, 1923–24—*Continued.*

Brought forward		$11,862 60	
Production—*Continued.*			
For Public Hospital for Insane, New Westminster—			
Attendants' uniforms	$2,300 00		
Patients' clothing	1,674 00		
Sundries	280 30		
Repairs	549 20		
		4,803 50	
For Mental Home, Saanich—			
Attendants' uniforms	$ 910 00		
Patients' clothing	684 00		
		1,594 00	
Miscellaneous work		92 50	
		$18,352 60	
Proceeds of sale of rags		19 55	
Material on hand, March 31st, 1924		7,185 05	
			$25,557 20
Costs—			
Material on hand, March 31st, 1923		$ 2,834 07	
Salaries—			
Tailors	$3,720 00		
Seamstresses	2,400 00		
		6,120 00	
Electric power	$ 50 00		
Electric light	30 00		
		80 00	
Material purchased		11,948 66	
			20,982 73
Profit on operations			$ 4,574 47

SHOEMAKER'S REPORT, 1923–24.

NEW WESTMINSTER.

New work—		
78 pairs men's boots	$ 473 00	
25 pairs men's slippers	77 00	
4 pairs women's slippers	15 00	
1 pair women's boots	6 00	
		$ 571 00
Repairs—		
221 pairs men's boots	$ 452 95	
149 pairs women's boots	223 35	
		676 30
		$ 1,247 30

Essondale.

New work—		
5½ pairs men's boots		$ 45 00
Repairs—		
500 pairs men's boots	$ 991 35	
294 pairs men's slippers	223 45	
		1,214 80
		$ 1,259 80

Statement of Shoemaker-shop, 1923–24.

Production—			
New Westminster—			
New work	$ 571 00		
Repairs	676 30		
		$ 1,247 30	
Essondale—			
New work	$ 45 00		
Repairs	1,214 80		
		1,259 80	
Material on hand, March 31st, 1924		314 92	
			$ 2,822 02
Costs—			
Salary of Shoemaker		$ 1,320 00	
Material purchased		922 26	
Light and power		35 00	
Material on hand, March 31st, 1923		520 80	
			2,798 06
Profit			$ 23 96

PRODUCTION TABLES.

Work done by Patients, Essondale, 1923–24.

	Days.		Days.
Attic	4,400	General work	3,419
Bake-shop	1,200	Kitchen and scullery	3,960
Billiard-room and basement	4,600	Laundry	7,300
Boiler-room and Engineers	1,750	Lawns	2,937
Carpenter	300	Miscellaneous	3,958
Civil Engineer	950	Mason and plasterer	2,190
Clearing	653	Painter	2,433
Coal and coke	1,929	Roads	1,478
Colony Farm and Nursery	21,990	Rock-crushing, etc.	637
Dining-rooms	8,430	Stables and teaming	1,088
Dykes, drains, and ditches	1,167	Tool-house	304
Excavating and grading	4,483	Ward-work	65,000
Feeble-minded Building	730	Water-mains	232

Team-work.

	Days.		Days.
Grade	317½	Rocks	33
Gravel	101½	Roads	81
General	383	Cordwood	16
Coal and coke	224½	Colony Farm	17½

WORK DONE BY MALE PATIENTS, NEW WESTMINSTER, 1923–24.

	Days.		Days.
Auto-truck	366	Lawns	1,364
Baker	1,090	Painter	1,551
Carpenter	792	Piggery	1,939
Chicken-run	732	Plasterer and mason	565
Dining-room	5,202	Plumber	297
Engineer	1,009	Porter	1,097
Farmer	4,460	Scullery	441
Florist	244	Shoemaker	552
Gardener	4,021	Tailor	550
Gate	366	Teamster	413
Kitchen	2,002	Cemetery	589
Laboratory	366	Ward-work	4,827
Laundry	2,145		

ARTICLES MADE BY FEMALE PATIENTS, NEW WESTMINSTER, 1923–24.

Aprons	378	Hand-towels	39
Dresses, gingham	187	Tea-towels	180
Dresses, night	131	Tray-cloths	134
Chemises	318	Table-napkins	90
Handkerchiefs	400	Pillow-slips	1,015
Neckties	348	Pillow-shams	44
Mats, rag	50	Curtains, pairs	94
Petticoats	123	Bureau-covers	130
Sheets	900	Gowns, operating-room	6
Table-cloths	73	Caps, uniform	96
Roller-towels	92	Cuffs, uniform, pairs	76

ARTICLES MADE FOR ESSONDALE BY NEW WESTMINSTER, 1923–24.

Sheets	8,640	Feather pillows	99
Roller-towels	336	Curtains, pairs	18
Pillow-slips	438	Carpet-runners, feet	726
Table-cloths	30		

MENDING DONE BY FEMALE PATIENTS, NEW WESTMINSTER, 1923–24.

Aprons	765	Bath-towels	137
Wool blankets	661	Roller-towels	311
Blouses	280	Bed-ticks	215
Chemises	836	Pillow-ticks	101
Drawers, pairs	3,768	Undervests	1,592
Dresses	2,053	Top shirts	2,374
Hose	3,958	Undershirts	2,950
Pillow-slips	263	Socks, pairs	12,456
Sheets	1,789	White coats	101
Skirts	1,373	Sweaters	45
Spreads	642	Overalls	53
Table-cloths	483		

FRUIT PUT UP IN KITCHEN, NEW WESTMINSTER, 1923–24.

	Quarts.		Quarts.
Rhubarb	98	Red currants	80
Gooseberry	82	Cherries	60
Raspberry	40	Pears	85
Plum	120	Tomato pickles	110

Made by Plumber, New Westminster, 1923–24.

7 pails, 2½ gallons each.
2 tea-cans, 3 gallons each.
1 dipper, ½ gallon.

Laundry-work done for Provincial Industrial School for Boys by Essondale, 1923–24.

2,860	aprons at 2 cents	$ 57 20
1,300	blankets at 20 cents	260 00
1,040	bed-spreads at 10 cents	104 00
210	curtains at 5 cents	10 50
1,404	coats, white, at 10 cents	140 40
2,060	overalls at 15 cents	309 00
9,100	pillow-slips at 2 cents	182 00
1,144	pairs pants at 10 cents	114 40
3,704	shirts at 5 cents	185 20
3,640	shirts, night, at 6 cents	218 40
9,008	shirts at 3 cents	270 24
12,220	socks at 2 cents	244 40
988	sweaters at 10 cents	98 80
14,820	towels at 2 cents	296 40
2,536	table-covers at 6 cents	152 16
1,144	napkins at 2 cents	22 88
6,240	combination suits at 9 cents	561 60
	Sundries at	95 00
		$3,322 58

SUPPLIES, NEW WESTMINSTER.

Garden Produce, 1923–24.

Fruit.

Apples	9,800 lb.	Red currants	1,000 lb.
Cherries	1,250 „	Black currants	60 „
Strawberries	285 „	Rhubarb	3,408 „
Raspberries	274 „	Plums	1,375 „
Gooseberries	285 „		

Vegetables.

Green onions	2,150 lb.	Beets	5,455 lb.
Cooking-onions	3,000 „	Cabbage	990 „
Ripe tomatoes	1,100 „	String beans	500 „
Early potatoes	6,040 „	Lettuce	267 doz.
Green peas	640 „	Cucumbers	1,080
Green corn	300 doz.	Parsnips	4,000 lb.
Carrots	11,250 lb.	Chard	2,308 „

Farm Produce.

Chicken, dressed	335¾ lb.	Pork, dressed	11,892 lb.
Duck, dressed	446 „	Eggs	1,737 doz.

SUPPLIES, SAANICH.

FARM AND GARDEN PRODUCE, MENTAL HOME, COLQUITZ, 1923-24.

Dairy Department (4 Cows).

To Cost of maintenance—		By Produce—	
Feed	$ 623 50	Milk, 41,735.3 lb. at 4 cents	$1,669 40
Veterinary fees	5 00	Veal, 186 lb. at 16 cents	29 76
Services	15 00	Beef, 600 lb. at 8.4 cents	50 40
Cost of cow	125 00	Increase by calf	30 00
Profit	911 06		
	$1,779 56		$1,779 56

Piggery.

To Maintenance	$ 544 00	By Dressed pork, 4,613 lb. at 11c.	$ 507 43
Profit	269 16	Pork sold on hoof, 1,965 lb. at 8½ cents	166 53
		Pork sold on hoof, 1,740 lb. at 8 cents	139 20
	$ 813 16		$ 813 16

Poultry Department.

To Maintenance	$ 361 20	By Eggs, 981 11/12 doz. at 35 cents	$ 343 68
Profit	270 90	Dressed fowl, 284 lb. at 30 cents	85 20
		Dressed duck, 180 lb. at 30 cents	54 00
		Dressed turkey, 60 lb. at 30 cents	18 00
		Dressed geese, 144 lb. at 28 cents	40 32
		Turkey to Essondale, 107 lb. at 30 cents	32 10
		Geese to Essondale, 210 lb. at 28 cents	58 80
	$ 632 10		$ 632 10

Rabbits.

To Maintenance	$ 94 60	By Dressed rabbit, 428 lb. at 30c.	$ 128 40
Profit	91 80	Increase of stock	58 00
	$ 186 40		$ 186 40

Fruit, Vegetables, and Field Produce.

To Cost of seeds	$ 56 50	By Fruit consumed	$ 176 20
Seed-wheat	10 00	Vegetables consumed	916 63
Seed-oats	14 00	Stock-feed consumed	973 85
Fertilizer	105 50	Vegetables on hand	170 00
Manure	12 00	Stock-feed on hand	45 80
Profit	2,084 48		
	$2,282 48		$2,282 48

Farm and Garden Produce, Mental Home, Colquitz, 1923–24—*Continued.*

Summary.

To Profit—	
Dairy	$ 911 06
Piggery	269 16
Poultry	270 90
Rabbits	91 80
Garden and field	2,084 48
	$3,627 40

Fruit, Vegetables, and Field Produce.

Fruit.

Apples, 2,600 lb. at 2½ cents	$ 65 00	
Apples, crab, 60 lb. at 2 cents	1 20	
Pears, 600 lb. at 3 cents	18 00	
Plums, 1,450 lb. at 3 cents	43 00	
Raspberries, 939 lb. at 5 cents	46 00	
Black-caps, 60 lb. at 5 cents	3 00	
		$ 176 20

Vegetables.

Beans, broad, 67 lb. at 7 cents	$ 4 69	
Beans, dwarf, 308 lb. at 7 cents	21 56	
Beets, 839 lb. at 2 cents	16 78	
Celery, 121 heads at 5 cents	6 05	
Citrons, 243 lb. at 5 cents	10 15	
Cucumbers, 222 at 4 cents	8 88	
Cauliflowers, 59 heads at 15 cents	8 55	
Cabbage, 3,500 lb. at 3 cents	105 00	
Carrots, 3,942 lb. at 2 cents	78 84	
Corn, 2,993 cobs at 2 cents	59 86	
Leeks, 350 lb. at 4 cents	14 00	
Lettuce, 942 lb. at 1 cent	9 42	
Pumpkins, 204 lb. at 2 cents	4 08	
Squash, 180 lb. at 2 cents	3 60	
Onions, green, 390 lb. at 5 cents	19 50	
Onions, dry, 2,629 lb. at 3½ cents	92 01	
Radishes, 18 lb. at 3 cents	84	
Peas, 257 lb. at 5 cents	15 42	
Potatoes, 16,336 lb. at 1½ cents	245 04	
Parsnips, 975 lb. at 2 cents	19 55	
Rhubarb, 963 lb. at 3 cents	28 89	
Swiss chard, 607 lb. at 1 cent	6 07	
Kale, 130 lb. at 1 cent	1 30	
Tomatoes, 1,498 lb. at 8 cents	119 84	
Tomatoes, green, 130 lb. at 2 cents	2 60	
Turnips, white, 388 lb. at 1½ cents	5 88	
Turnips, yellow, 1,183 lb. at 1 cent	11 83	
		916 63

Feed consumed by Stock.

Carrots, white, 16,105 lb. at 1 cent	$161 05	
Carrots, red, 6,747 lb. at 1 cent	67 47	
Carried forward	$228 52	$1,092 83

FRUIT, VEGETABLES, AND FIELD PRODUCE—*Continued.*

Feed consumed by Stock—Continued.

Brought forward	$228 52	$1,092 83
Parsnips, 225 lb. at 2 cents	4 50	
Beets, 361 lb. at 1½ cents	5 41	
Mangels, 17,000 lb. at 1 cent	170 00	
Wheat-hay, 7,000 lb. at $30 per ton	105 00	
Oat-hay, 34,000 lb. at $25 per ton	425 00	
Potatoes, 7,084 lb. at ½ cent	35 42	
		973 85

Vegetables on Hand.

Potatoes, 9,000 lb. at 1½ cents	$135 00	
Carrots, 1,000 lb. at 2 cents	20 00	
Onions, dried, 300 lb. at 5 cents	15 00	
		170 00

Stock-feed on Hand.

Hay, timothy, 2,000 lb. at $28 per ton	$ 28 00	
Scratch, 200 lb.	6 30	
Bran, 100 lb.	1 50	
Oats, 500 lb.	10 00	
		45 80
		$2,282 48



"Colony Canary McKinley," 50292; born January 16th, 1917. A typical cow of the breed with a record of 20,221 lb. of milk and 821.25 lb. of butter in ten months, freshening again inside a year, and is the dam of our junior herd bull.

PART III.—COLONY FARM.

FARM SUPERINTENDENT'S REPORT.

Essondale, B.C., March 31st, 1924.

Dr. H. C. Steeves, B.A., M.D., C.M.,
General Medical Superintendent, Public Hospital for Insane,
New Westminster, B.C.

Sir,—I have the honour to submit herewith report on the operations of Colony Farm for the fiscal year ended March 31st, 1924.

From almost every point of view the past season has been one of the most satisfactory in the history of the farm. Weather conditions throughout the year were particularly favourable and generally good crops were the results. The root-crop, however, suffered to some extent from the depredations of the hop-flea, but this was the only malady of any consequence which affected the crops.

The total production from every branch of the farm shows an increase of some 11 per cent. over that for the previous year, while the total cost of production in every branch shows an increase of 2.3 per cent. These cost figures include, besides cash outlay, all fuel and board supplied by the Hospital, as well as purely book figures, such as horse-labour. These figures tend to prove that, with the size of equipment which we are obliged to maintain, the greater production we can maintain in all departments, the greater will be the net profit, with the result that we should be in a better position to supply our institutions with the commodities they require at a cheaper price than could be obtained in the open market.

Work-horses.—It will be noticed that we maintain a large force of work-horses. While this number may be in excess of the ordinary farm requirements, it must be remembered that not only has the usual farm routine to be taken care of, but we have also all the development which is necessary for many years after the inception of an institution. This, of course, means maintaining extra horses and equipment. This farm is in no way comparable to the average farm, in that, in addition to ordinary field crops, we have a very considerable acreage under vegetables and small fruits. The work-horse labour account shows a satisfactory profit, but these figures are arrived at by entries between the various departments and the profit shown is consequently reflected in greater cost of production in other departments. A small number of mares were bred to the imported Clydesdale stallion "Dunure Lens" during this season. The cost of horse-labour was reduced by about 4 cents per horse-hour.

Cattle.—Milk production has kept pace with the requirements of the institution and the cost of production was reduced by 3.3 cents per gallon; in the previous season the reduction was 5 cents per gallon, so that a net reduction of 8.3 cents per gallon is shown for the two years.

A total of 946,356.7 lb. of milk was produced from an average of sixty-three cows, or a yearly average per cow of 15,021.5 lb., so that in spite of the lower cost the production per cow was not appreciably reduced. We consider that we have been fortunate in maintaining this high average, as when a herd has been developed to this point it is a matter of constant care to avoid an occasional lapse to a lower figure. During the year fifty-seven heifers and cows were run on Record of Performance test, with an average production of 16,287 lb. milk and 553 lb. fat, equivalent to 681 lb. butter. These animals can be divided into two classes—those milking the full year, of which thirty-six averaged 17,234 lb. milk and 732 lb. butter, and those milked for ten months (producing a calf within the year), of which twenty-one produced 14,665 lb. milk and 620 lb. butter. These figures show that we are aiming to develop a herd of good average producers rather than a few abnormally high-producing individuals. The outstanding record of the year was that of "Colony Wayne Perfection," a 2-year-old, which produced 25,230 lb. milk and 952 lb. butter.

The general health of the herd continues good and it is larger in number than at any period in the history of the farm. The inventory value of the cow herd is shown at $30,775,

which is the actual market value of herd at date. Cattle were exhibited at the three leading fairs of the Province and in spite of strong competition from outside the Province they were uniformly successful. Exhibiting at these fairs involves considerable expense each year, but were we allowed to collect prize-money it would result in a very satisfactory profit. In any case, however, valuable advertising is obtained, which helps in the sale of young stock, and great experience is gained in regard to herd improvement.

Sheep.—The usual flock of pure-bred Oxford Down sheep has been kept, and all the products, with the exception of the wool, have been supplied to the institution. As new land is cleared there will be room for real expansion in this department.

Hogs.—We are glad to report profitable development in this department. The herd of pure-bred Yorkshire hogs has been considerably increased and we have been able to supply to the institution a greatly increased amount of fresh and cured meats. Following the building of the new piggery at Essondale, we have added curing and smoking rooms and sausage-making equipment. This allows us to handle the pork products with an absolute minimum of waste. The improvement in both quantity and quality of these products has already more than justified the moderate expenditure made and presents an encouraging outlook for future development.

Poultry.—This department has not been increased in size of flock or equipment, but it is satisfactory to note a great reduction in the loss shown. With new buildings and a certain amount of reorganization this department could advantageously be increased to twice its present size.

Nursery and Truck-gardens.—This department shows the usual profit, but we regret to report that this profit is largely due to the distribution of ornamental trees and shrubs to School Boards and public institutions. This nursery-work has now grown to such an extent that it is decidedly interfering with the production of fruit and vegetables for the institutions. Besides the nursery, which is necessary to care for our own needs at Essondale, we are attempting to care for some 12 acres of densely planted nursery stock. This work and the production of spring vegetables for the institution we are attempting with only three employees. The rush of shipping nursery stock comes at a time when we should be planting and caring for food crops. Consequently neither is taken care of satisfactorily and the institution has undoubtedly suffered most. The early vegetables which we have succeeded in raising have been produced as field crops and it has been necessary to leave the berry-farm to the care of inexperienced men. It will be necessary to remedy this condition before satisfactory supplies of early vegetables and small fruits can be made to the institutions.

Cannery.—This department, which was instituted as an experiment two years ago, has amply justified its existence. At a small cost of installation and operation we have been able to can all the surplus fruits and vegetables which we have been able to gather, with the result that we have supplied both Hospitals with canned fruit throughout the off-season. The operation of the cannery shows a very satisfactory profit, though its produce has been charged to the Hospitals at considerably less than wholesale prices. It is of interest to note that all the work of the cannery is performed by patients, with the exception of one employee in charge.

Clearing on the Wilson Ranch has been proceeding slowly owing to the scarcity of patient-labour. During the year the right-away for the dyke was completed and the contract for the new dyke, under the supervision of the Public Works Department, is nearing completion.

It is hoped that with a small crew of paid labourers and the donkey-engine we shall be able to get a few acres of new land under cultivation during the coming season.

I wish to express to you my appreciation of the loyal assistance which I have received from all those associated with me during the year. It is due to their efforts that I have been able to report the above results of the year's operations.

All of which is respectfully submitted.

P. H. MOORE,
Farm Superintendent.

BURSAR'S REPORT.

Essondale, B.C., August 30th, 1924.

H. C. Steeves, B.A., M.D., C.M.,
General Medical Superintendent, Mental Hospitals,
New Westminster, B.C.

Sir,—In reviewing the balance-sheets and Profit and Loss Accounts of Colony Farm operations for the fiscal year ended March 31st, 1924, it is gratifying indeed to bring to your attention the very handsome profit which the farm shows for the period under review, amounting to the sum of $15,782.50 after writing off the sum of $2,429.10, which occurred from the death of stock. The Farm Superintendent and all heads of departments under him are to be congratulated on this substantial increase over the figures of last year, which amounted to $300.75.

Dairy and Herd Department.—The total milk production for the year, amounting to 946,356.7 lb., which was produced at a total cost of $31,553.65, gives a cost of 33⅓ cents per gallon. This is a splendid comparison with the cost of production of this commodity last year, which produced 956,999.8 lb. at 36.6 cents per gallon, and is a further reduction of some 3.3 cents per gallon in the cost of our milk. The comparison between this year's cost and that of two years ago shows a reduction of 8 cents per gallon. The herd inventory shows an increase from $28,570 last year to $30,775 this year, at a conservative valuation, after taking a loss of $1,125 on revaluation of our matured cows. They also sustained a loss of $1,829.41 from animals slaughtered to keep the herd absolutely clean of disease.

Yearling Department (Cattle).—In this department a small profit of $208.48 was made on account of sales, but a loss of $3,542.30 taken on yearlings transferred to Matured Cows Account. In other words, the cost of keep and raising young stock was capitalized, and at maturity they are actully valued by the Farm Superintendent, and the difference between cost of raising and the actual value is shown in the profit and loss of the Yearling Department.

Calves Department (Cattle).—The abstract of loss for this department shows deaths responsible for $311.71 and a loss on calves butchered of $339.49, making a total of $650.20, as compared with the total loss of $362.14 last year.

Work-horse and Labour Department.—This department produced in labour 45,398 hours, at a cost of 31⅛ cents per horse-hour, which is a reduction in cost of about 4⅕ cents per horse-hour. All departments were charged at the rate of 50 cents per horse-hour, and labour for the department shows a profit for the year of $7,101.19, in comparison with $5,400.21 last year.

In this department we had a loss by the death of a mare, together with revaluation of inventories by the Farm Superintendent, totalling $1,320, as compared with $915 last year.

Sheep Department.—This department made a small profit of $350.79, as compared with $1,066.67 shown in last year's report. This reduction on the profits of this department is accounted for by the reduced amount of lamb and mutton supplied the institution for this year, amounting to $371.25, as compared with $1,509.98 last year.

Hog Department.—This department, which is a very important one to our institution, exceeded last year's profits by a small margin, showing a net profit of $3,300.01, for the year under review. Receipts from cash sales, together with produce sold to the institutions at average weekly market prices, shows an increase, but expenditures were higher. We finished the year with an increase in inventory value of hogs on hand.

Poultry Department.—As prophesied last year in my report to you that this department was capable of a more substantial showing, it has somewhat reduced its loss from the sum of $677.47 last year to $148.39 this year. This department is gradually recovering and no doubt the coming year will see it on a sound basis.

Truck-garden and Nursery.—This department shows an increased profit over that of last year of $3,323.23. While the sales to the institution accounted for a proportion of this increase, the majority was the result of the sale of nursery stock to public institutions throughout the Province. The inventory as at March 31st, 1924, was about $1,343 in excess of that of the former year. The shrinkage and rot of vegetables was again reduced and this year only amounted to the sum of $235 out of the enormous crop produced last year. This marked reduction of $235, as compared with the loss of $5,781.37 suffered in the year of 1922, fully justifies the recommendation of the Farm Superintendent in the expenditure made for root-houses.

Cannery Department.—The experiment with this new department now seems to be fully justified and shows the handsome profit of $5,380.49, as compared with $2,041.67 last year.

It has helped us materially in the variation of our diet in the institutions and saved valuable fruits from wasting, at a season of the year when it is so plentiful that it is not appreciated.

Field-crop Department.—This department records production and expenditure of potatoes, oats, hay, ensilage, onions, carrots, roots, etc., and shows a marked improvement in profits. The attached itemized sheets are worthy of inspection and the yields and cost figures interesting. The total profit under this department for this fiscal year totalled $16,245.02 and compares favourably with any of our recent year crops.

Maintenance and Administration.—This heading includes all maintenance vouchers and administration expenses bearing repairing, painting, and upkeep of buildings, and, naturally, is the heaviest loss item in our report. This year there has been a reduction of $1,767.77 in the loss for the year under review, and I am given to understand the farm has upheld the standard of efficiency both in appearance and general state of its buildings and equipment.

All of which is respectfully submitted.

G. S. MACGOWAN, *Bursar.*

BALANCE-SHEET, COLONY FARM AND BRANCHES.

APRIL 1ST, 1923, TO MARCH 31ST, 1924.

		Assets.	Liabilities.
Assets.			
Land Account—			
Colony Farm	$107,390 13		
Wilson Annex	71,872 58		
		$179,262 71	
Buildings, plants		195,219 19	
Water system		4,311 25	
Bridge		7,571 89	
Fencing, pavement, etc.		57,833 82	
Equipment		26,594 34	
Live stock—			
Bulls, as per inventory	$ 1,500 00		
Cows, as per inventory	30,775 00		
Calves, as per inventory	2,749 85		
Yearlings, as per inventory	3,403 00		
Work-horses, as per inventory	7,510 00		
Sheep, as per inventory	1,375 00		
Hogs, as per inventory	4,822 79		
Poultry, as per inventory	1,522 65		
		53,658 29	
Sundry inventories—			
Feed	$ 18,699 42		
Cannery	3,891 50		
Gasolene	46 08		
Cream	25 65		
Nursery and truck-garden	43,482 07		
		66,144 72	
Accounts receivable—			
Sundry	$ 1,760 50		
Notes receivable	500 00		
		2,260 50	
Growing Crops Apportionment Account		7,107 27	
Liabilities.			
Suspense Account			$ 183 48
Surplus Account	$765,083 26		
Loss to March 31st, 1923	$ 63,360 26		
Less Patient-labour Account	117,725 00		
	181,085 26		
			583,998 00
Profit for year ended March 31st, 1924			15,782 50
		$599,963 98	$599,963 98

PROFIT AND LOSS ACCOUNT.

Year ended March 31st, 1924.

Departments.	Debits.	Credits.	Loss (Deaths).	Loss.	Gain.	Acreage.	Costs.
Dairy and herds	$ 32,431 05	$ 40,592 58	.....	.....	$ 8,161 53	.....	
Bulls, sales and deaths	700 00	503 50	.....	$ 196 50	.....	.....	
Cows, sales and deaths	4,135 00	1,180 59	$ 650 00	2,304 41	.....	.....	
Yearlings	5,420 22	2,086 40	.....	3,333 82	.....	.....	
Calves	2,053 56	1,403 36	310 71	339 49	.....	.....	
Work-horses, Labour Account	14,999 11	22,100 30	.....	.....	7,101 19	.....	
Work-horses, sales and deaths	1,345 00	25 00	1,320 00	.....	.....	.....	
Young horses	572 85	430 00	.....	142 85	.....	.....	
Sheep	1,542 71	1,893 50	.....	.....	350 79	.....	
Hogs	9,882 57	13,182 58	.....	.....	3,300 01	.....	
Poultry	4,910 42	4,762 03	148 39	.....	.....	.....	
Nursery and truck-garden	54,495 99	62,388 07	.....	.....	7,892 08	.....	
Tractors	946 40	1,676 25	.....	.....	729 85	.....	
Exhibition expenses	761 74	.....	.....	761 74	.....	.....	
Cannery	4,476 46	9,856 95	.....	.....	5,380 49	.....	
Crops—							Yield per acre—
Potatoes	4,730 36	16,940 00	.....	.....	12,209 64	47.96	13.97 tons; cost per ton, $7.06.
Oats	1,339 91	2,185 49	.....	.....	845 58	39.25	2,828 lb.: ,, 9.79.
Hay	2,505 90	3,282 50	.....	.....	776 60	108.52	2.49 tons; ,, 9.00.
Ensilage	2,097 05	2,743 50	.....	.....	646 45	47.30	11.60 ,, ,, 3.82.
Onions	91 50	614 68	.....	.....	523 18	1.50	11.70 ,, ,, 5.21.
Carrots	143 25	551 15	.....	.....	407 90	1.50	35.66 ,, ,, 2.68.
Roots	1,680 65	2,422 00	.....	.....	741 35	18.00	19.22 ,, ,, 4.86.
Pumpkins	9 00	103 32	.....	.....	94 32	.....	
Pasturage Account	200 00	947 01	.....	.....	747 01	111.30	
Shrinkage and rot	235 00	.....	.....	235 00	.....	.....	
Maintenance and administration	24,382 56	.....	.....	24,382 56	.....	.....	
	$176,088 26	$191,870 76	$2,429 10	$31,696 37	$49,907 97	.....	
				49,907 97	.....	.....	
				$18,211 60	Profit on operations (exclusive of deaths of stock and patient-labour).		
				2,429 10	Loss from deaths of stock.		
				$15,782 50	Profit for year.		

DAIRY AND HERDS DEPARTMENT.

PROFIT AND LOSS ACCOUNT, MARCH 31ST, 1924.

Expenses.

Total expense for twelve months	$ 31,553 63	
March 31, 1923. Inventory	18 22	
		$ 31,571 85

Production.

Dairy produce supplied	$ 39,680 73	
Ice supplied	27 00	
March 31, 1924. Inventory	25 65	
		39,733 38
Profit for twelve months		$ 8,161 53

PRODUCTION AND COSTS ACCOUNT, MARCH 31ST, 1924.

			Production. Lb. Milk.
Dairy—			
Salaries and upkeep	$ 1,728 92		
Fuel	856 97		
		$ 2,585 89	
Test-cows—			
Vouchers	$ 3,780 08		
Feed	9,102 15		
Board of employees	1,485 00		
		14,367 23	
General herd—			
Salaries and upkeep	$ 5,406 43		
Horse-labour	501 00		
Pasturage	400 00		
Feed	7,277 78		
Board	1,742 50		
		15,327 71	
		$ 32,280 83	
Less allowance for manure		727 20	
		$ 31,553 63	
March 31, 1923. Inventory		18 22	
Total cost		$ 31,571 85	946,356.7

MILK PRODUCTION, MARCH 31ST, 1924.

	Production. Lb.	Cost.
1923.		
April	84,431.7	$ 2,383 23
May	98,870.7	2,177 88
June	84,480.9	2,139 36
July	80,253.8	2,137 33
August	77,600.3	2,142 31
September	72,195.1	2,292 43
October	71,940.9	2,655 05
November	64,905.8	2,656 79
December	69,926.8	3,021 18
1924.		
January	77,387.8	3,851 59
February	75,919.0	3,297 49
March	88,443.9	2,798 99
Totals	946,356.7	$31,553 63

Average cost of production, pasturizing, etc., 33⅓ cents per gallon.



"Colony Ianthe Pauline," 105242; born September 9th, 1922. Winner of Junior Championship honours at the leading Coast fairs in 1924.

BULL DEPARTMENT.

Profit and Loss Account, March 31st, 1924.

Name of Animal.	Asset Value.	Selling-price.	Remarks.
1923.			
July 31. Colony Johan Posch	$300 00	$400 00	Sold.
March 31. Lord Aaggie McKinley	400 00	103 50	Butchered.
	$700 00	$503 50	
	503 50		
Loss	$196 50		

MATURE COW DEPARTMENT.

Profit and Loss Account, March 31st, 1924.

Name of Animal.	Asset Value.	Selling-price.	Remarks.
1923.			
June 1. Colony Fayne Canary	$ 60 00	$ 133 33	Slaughtered.
Colony Contest Segis	350 00	133 33	Slaughtered.
Aug. 17. Colony P.S. Segis	300 00	.....	Died.
Sept. 30. Colony Segis McKinley	250 00	165 20	Slaughtered.
Colony Lady Ormsby	100 00	165 60	Slaughtered.
Colony N.S. Clothilde	450 00	165 20	Slaughtered.
Hides (less killing charges)	.....	3 25	
Oct. 22. Colony Effie Ormsby	350 00	.....	Died.
Morag Veeman DeKol	75 00	73 35	Slaughtered.
Colony Beulah Pauline Korndyke	200 00	75 00	Slaughtered.
Colony Faforit McKinley	200 00	68 30	Slaughtered.
Colony Cora Cornucopia	200 00	75 80	Slaughtered.
1924.			
Feb. 29. Colony Aaggie Pieteje	400 00	56 23	Slaughtered.
Colony Poetess Valdessa	75 00	66 00	Slaughtered.
Written off by Farm Superintendent on revaluation of herd	1,125 00	.....	
	$4,135 00	$1,180 59	
	1,180 59		
Loss	$2,954 41		

Abstract of Loss.

Loss on deaths and slaughtered	$1,829 41
Loss on revaluation	1,125 00
	$2,954 41

YEARLING DEPARTMENT.

PROFIT AND LOSS ACCOUNT, MARCH 31ST, 1924.

	Name of Animal.	Asset Value.	Selling-price.	Remarks.
1923.				
April 24.	Colony Vale Newman	$ 270 70	$ 160 00	Sold.
	Colony Douglas Posch	256 20	200 00	Sold.
May 23.	Colony C.B. Westport	173 60	200 00	Sold.
Sept. 4.	Colony Abbekirk Posch	179 02	150 00	Sold.
1924.				
Jan. 31.	Colony Duchess Pauline	280 88	350 00	Sold.
	Colony Countess Posch	204 75	350 00	Sold.
	Colony Canary McKinley	186 37	350 00	Sold.
March 31.	Colony Posch Champion 5th	279 30	250 00	Transferred to Bull Account.
	Colony Posch Champion IX	.....	76 40	Profit on exchange.
	Loss on yearlings transferred to Cow Account	3,589 40	.....	
		$5,420 22	$2,086 40	
		2,086 40		
	Loss	$3,333 82		

Abstract of Loss.

Loss on yearlings transferred	$3,542 30
Profit on sales	208 48
Loss	$3,333 82

CALVES DEPARTMENT.

PROFIT AND LOSS ACCOUNT, MARCH 31ST, 1924.

Name of Animal.	Asset Value.	Selling-price.	Remarks.
1923.			
April 17. Colony Posch Champion	$ 25 40	$ 12 75	Vealed.
Colony Lord Aaggie McKinley	12 70	8 50	Vealed.
April 24. Colony Koba McKinley 3rd	127 00	140 00	Sold.
May 23. Colony Korndyke Posch	18 63	10 20	Vealed.
May 24. Colony Daisy Aaggie	6 21	.....	Vealed.
May 23. Colony Koba McKinley 7th	31 15	15 30	Vealed.
June 30. Colony L.P. Aaggie	40 10	.....	Died.
Colony Lord Aaggie McKinley 6th	58 70	17 34	Vealed.
Hides	.....	1 80	
July 31. Colony Hengerveld Posch	150 80	125 00	Sold.
Colony Koba McKinley 2nd	232 00	67 50	Butchered.
May 23. Colony Cora Pauline	106 00	.....	Died.
Sept. 5. Colony Lord Aaggie McKinley 4th	174 40	150 00	Sold.
Oct. 22. Colony Lord Aaggie McKinley 7th	62 20	.....	Died.
Colony Segis Paul	164 80	100 00	Sold.
Nov. 9. Colony Koba McKinley 2nd	50 65	100 00	Sold.
Nov. 20. Colony Lord Aaggie McKinley 8th	46 80	15 52	Vealed.
Dec. 3. Colony Netherland Posch	167 45	150 00	Sold.
1924.			
Jan. 3. Colony Koba McKinley 6th	211 42	200 00	Sold.
Feb. 29. Colony Poet Posch	124 93	136 55	Sold.
March 31. Colony Prince Posch	30 97	14 40	Vealed.
Colony Prince Posch 3rd	26 55	13 50	Vealed.
Colony Johan Posch 2nd	88 50	125 00	Sold.
Colony Johan Posch 4th	35 40	.....	Died.
Colony Abby Jane Koba	35 40	.....	Died.
Colony Champion 11th	25 40	.....	Died.
	$2,053 56	$1,403 36	
	1,403 36		
Loss	$ 650 20		

Abstract of Loss.

Deaths	$ 310 71
Losses on calves butchered, etc.	339 49
	$ 650 00

WORK-HORSE DEPARTMENT.

SALES AND DEATHS ACCOUNT, MARCH 31ST, 1924.

Name of Animal.	Asset Value.	Selling-price.	Remarks.
1923.			
May 25. Sandy (gelding)	$ 25 00	$ 25 00	Sold.
Oct. 31. Nell (mare)	325 00	.....	Died.
1924.			
March 31. Loss on revaluation by Farm Superintendent	995 00	.....	
	$1,345 00	$ 25 00	
	25 00	.....	
Loss	$1,320 00		

WORK-HORSE DEPARTMENT—*Continued.*

PROFIT AND LOSS ACCOUNT, MARCH 31ST, 1924.

Expenses.

Salaries and upkeep	$ 7,643 08	
Feed	4,881 03	
Board of employees	2,399 00	
Sundries	76 00	
		$ 14,999 11
Less allowance for manure	$ 187 80	
„ horse-shoeing for Mental Hospital and Boys' Industrial School	680 00	
		867 80
		$ 14,131 31

Returns.

Horse-labour charged to crops and other departments at 50 cents per horse-hour	21,232 50
Profit	$ 7,101 19

NOTE.—Against outlay of $14,131.31, 45,398 hours of horse-labour were performed at a cost of 31⅛ cents per horse-hour.

HORSE-LABOUR ACCOUNT, MARCH 31ST, 1924.

1923.	Hours.	Cost.
April	3,973½	$ 1,058 03
May	3,644	1,321 76
June	2,810	1,424 38
July	3,911	1,061 94
August	3,675	1,003 93
September	2,962	1,052 99
October	3,707½	1,077 56
November	3,112	1,223 07
December	2,894½	1,222 88
1924.		
January	4,799	1,382 40
February	4,493	1,392 84
March	5,416½	1,777 33
	45,398	$14,999 11
Less blacksmith-work, etc.		867 80
		$14,131 31

YOUNG HORSE DEPARTMENT.

PROFIT AND LOSS ACCOUNT, MARCH 31ST, 1924.

Loss on transfer to work-horses	$ 142 85

SHEEP DEPARTMENT.

Profit and Loss Account, March 31st, 1924.

Receipts.

By Sales—		
Dividend, Canadian Co-operative Wool-growers	$ 0 80	
Wool sold	99 85	
Pelts sold	21 60	
Ram sold to R. Holloway	25 00	
1,485 lb. lamb sold to Mental Hospital	371 25	
Inventory, March 31, 1924	1,375 00	
		$ 1,893 50

Expenses.

Vouchers	$ 10 61	
Horse-labour	11 75	
Feed	89 35	
Pasturage	300 00	
Inventory, March 31, 1923	1,131 00	
		1,542 71
Profit		$ 350 79

HOG DEPARTMENT.

Profit and Loss Account, March 31st, 1924.

Receipts.

By Sales—			
Live hogs		$ 1,112 32	
Sundry sales of pork		92 00	
Pork, bacon, etc., supplied Public Hospital for Insane		1,611 91	
Pork, bacon, etc., supplied Provincial Mental Hospital		5,258 56	
Manure supplied Nursery		285 00	
		$ 8,359 79	
Inventory, March 31, 1924—			
Essondale—			
Piggery	$1,664 87		
Bacon, etc.	1,027 52		
Feed	142 15		
New Westminster—			
Piggery	1,883 25		
Feed	105 00		
		4,822 79	
			$ 13,182 58

Expenses.

Salaries	$1,513 94		
Feed	2,903 42		
Horse-labour	496 00		
Coal	102 00		
Board of employees	360 00		
		$ 5,375 36	
Boar purchased from University of British Columbia		60 00	
Inventory, March 31, 1923—			
Essondale	$1,831 25		
New Westminster	2,615 96		
		4,447 21	
			9,882 57
Profit			$ 3,300 01

POULTRY DEPARTMENT.

PROFIT AND LOSS ACCOUNT, MARCH 31ST, 1924.

Receipts.

8,705 dozen eggs supplied Mental Hospital, Essondale		$ 2,478 78	
2,139 lb. dressed chicken supplied Mental Hospital, Essondale		690 35	
Hatching-eggs, etc., supplied New Westminster Hospital		70 25	
			$ 3,239 38
Inventory, March 31, 1924			1,522 65
			$ 4,762 03

Expenses.

Vouchers	$1,080 00		
Horse-labour	334 00		
Feed	1,991 02		
Fuel	100 00		
Board, etc.	240 00		
		$ 3,745 02	
Inventory, March 31st, 1923		1,165 40	
			4,910 42
Loss			$ 148 39

CANNERY.

PROFIT AND LOSS ACCOUNT, MARCH 31ST, 1924.

Production.

3,033 No. 10 cans fruit supplied Essondale	$ 3,033 00	
451 No. 10 cans vegetables supplied Essondale	451 00	
36 No. 10 cans jam supplied Essondale	54 00	
6,825 lb. pickles supplied Esondale	682 50	
151 No. 2 cans fruit supplied Essondale	37 75	
50 No. 2 cans jam supplied Essondale	20 00	
1,200 No. 10 cans fruit supplied New Westminster	1,200 00	
336 No. 10 cans vegetables supplied New Westminster	336 00	
78 No. 10 cans jam supplied New Westminster	117 00	
100 No. 2 cans fruit supplied New Westminster	25 00	
23 No. 2 cans jam supplied New Westminster	9 20	
		$ 5,965 45
Inventory, March 31, 1924—		
3,846 No. 10 cans fruit and vegetables	$ 3,869 50	
200 empty cans and tops	22 00	
		3,891 50
		$ 9,856 95

Expenses.

Rental of capping-machine	$ 56 50	
Sundries, drayage, etc.	66 95	
Salaries and vouchers	599 07	
Repairs	59 90	
Sugar, spices, etc.	1,066 95	
Cans and pickle-kits	1,083 44	
Carried forward	$ 2,932 81	$ 9,856 95

CANNERY—*Continued.*

PROFIT AND LOSS ACCOUNT, MARCH 31ST, 1924—*Continued.*

Expenses—Continued.

Brought forward	$ 2,932 81	$ 9,856 95
Board of employees	90 00	
Vegetables and fruit	687 81	
Fuel	189 84	
	$ 3,900 46	
Inventory, March 31, 1923	576 00	
		4,476 46
Profit		$ 5,380 49

TRUCK-GARDEN AND NURSERY.

PROFIT AND LOSS ACCOUNT, MARCH 31ST, 1924.

Receipts.

Shrubs and vegetables sold	$ 13 80	
Produce supplied Hospitals	11,852 45	
Trees and shrubs supplied public institutions in the Province	7,039 75	
	$ 18,906 00	
Inventory, March 31, 1924	43,482 07	
		$ 62,388 07

Expenses.

Salaries and vouchers	$ 2,847 74	
Horse-labour	2,667 25	
Seed, fertilizer, etc.	973 85	
Board of employees	750 00	
	$ 7,238 84	
419,045 lb. potatoes for distribution	5,118 06	
	$ 12,356 90	
Inventory, March 31, 1923	42,139 09	
		54,495 99
Profit		$ 7,892 08

CROP DEPARTMENT.

POTATOES—PROFIT AND LOSS ACCOUNT, MARCH 31ST, 1924.

Production.

Yield of crop, 1,339,330 lb.		$ 16,940 00

Expenses.

Ploughing	$ 337 75	
Cultivating	1,063 65	
Manure and hauling	931 50	
Carried forward	$ 2,332 90	$ 16,940 00

CROP DEPARTMENT—*Continued.*

POTATOES—PROFIT AND LOSS ACCOUNT, MARCH 31ST, 1924—*Continued.*

Expenses—Continued.

Brought forward	$ 2,332 90	$ 16,940 00
Fertilizer	528 60	
Seed and sowing	673 00	
Spraying	69 36	
Digging and hauling	1,054 00	
Harrowing field	72 50	
		4,730 36
Profit		$ 12,209 64

Field No. 7, 17.75 acres; Paddock, 2.3 acres; Wilson Ranch No. 1, 12.11 acres; Wilson Ranch No. 4, 15.8 acres; total, 47.96 acres. Yield per acre, 13.97 tons; cost per ton, $7.06.

OATS—PROFIT AND LOSS ACCOUNT, MARCH 31ST, 1924.

Production.

Yield of oats, 111,000 lb.		$ 1,387 49
Yield of straw, 1,596 bales		798 00
		$ 2,185 49

Expenses.

Ploughing	$ 338 75	
Cultivating	381 00	
Seed and sowing	145 61	
Rolling	13 50	
Cutting and hauling	230 00	
Sundries, binder-twine, etc.	231 05	
		1,339 91
Profit		$ 845 58

Field No. 8, 16 acres; Wilson Ranch No. 1, 10.67 acres; Field No. 6, 12.58 acres; total, 39.25 acres. Yield per acre, 2,828 lb.; cost per ton, $9.79.

HAY—PROFIT AND LOSS ACCOUNT, MARCH 31ST, 1924.

Production.

Yield of hay, 520,000 lb.		$ 3,120 00
Yield of green feed, 65,000 lb.		162 50
		$ 3,282 50

Expenses.

Seed	$ 479 90	
Manure and hauling	1,140 50	
Rolling	31 50	
Mowing and hauling	705 00	
Baling	149 00	
		2,505 90
Profit		$ 776 60

Field No. 2, 28 acres; Field No. 3, 38.25 acres; Field No. 8, 20.67 acres; Wilson Ranch, 21.6 acres; total, 108.52 acres. Yield per acre, 2.40 tons; cost per ton, $9.

CROP DEPARTMENT—*Continued.*

Ensilage—Profit and Loss Account, March 31st, 1924.

Production.

Clover, 437,400 lb.		$ 1,093 50
Peas, oats, and vetches, 340,000 lb.		850 00
Corn, 320,000 lb.		800 00
		$ 2,743 50

Expenses.

Ploughing	$ 212 00	
Manure	343 00	
Seed and sowing	363 25	
Cultivating	508 30	
Mowing and hauling	670 50	
		$ 2,097 05
Profit		$ 646 45

Field No. 6, peas, oats, and vetches, 12.58 acres; Field No. 8, peas, oats, and vetches, 4.5 acres; Field No. 3, clover, 16.25 acres; Wilson Ranch, peas, oats, and vetches, 5.33 acres; Wilson Ranch, corn, 8.64 acres; total, 47.30 acres. Yield per acre, 11.60 tons; cost per ton, $3.82.

Onions—Profit and Loss Account, March 31st, 1924.

Production.

Yield, 35,125 lb.		$ 614 68

Expenses.

Ploughing	$ 14 00	
Cultivating	16 00	
Manuring	36 50	
Fertilizer	25 00	
		91 50
Profit		$ 523 18

Field No. 6, 1.50 acres. Yield per acre, 11.70 tons; cost per ton, $5.21.

Carrots—Profit and Loss Account, March 31st, 1924.

Production.

Yield, 323 bundles carrots		$ 16 15
Yield, 107,000 lb. carrots		535 00
		$ 551 15

Expenses.

Ploughing	$ 10 00	
Cultivating	22 75	
Seed and sowing	37 00	
Manure	15 50	
Hauling	58 00	
		$ 143 25
Profit		$ 407 90

Wilson Ranch, 1½ acres. Yield per acre, 35.66 tons; cost per ton, $2.68.

CROP DEPARTMENT—*Continued.*

ROOTS—PROFIT AND LOSS ACCOUNT, MARCH 31ST, 1924.

Production.

Yield, 692,000 lb.		$ 2,422 00

Expenses.

Ploughing	$ 250 00	
Cultivating	437 25	
Seed and sowing	141 25	
Fertilizer	364 65	
Manure and hauling	280 00	
Hauling	207 50	
		1,680 65
Profit		$ 741 35

Field No. 8, 6 acres turnips, 12 acres mangels; total, 18 acres. Yield per acre, 19.22 tons; cost per ton, $4.86.

PUMPKINS—PROFIT AND LOSS ACCOUNT, MARCH 31ST, 1924.

Production.

20,665 lb.	$ 103 32

Expenses.

Manure	9 00
	$ 94 32

PASTURAGE ACCOUNT.

PROFIT AND LOSS ACCOUNT, MARCH 31ST, 1924.

Receipts.

Swift Canadian Co., pasturage of lambs	$ 47 01
Yearlings	200 00
Sheep	300 00
General herd	400 00
	$ 947 01

Expenses.

Manure and hauling	200 00
Profit	$ 747 01

No. 1 Field, 21.25 acres; No. 5 Field, 51.25 acres; Wilson Ranch, 38.8 acres; total, 111.30 acres.

SHRINKAGE AND ROT.

PROFIT AND LOSS ACCOUNT, MARCH 31ST, 1924.

Loss on small potatoes	$ 235 00

TRACTOR ACCOUNT.

Profit and Loss Account, March 31st, 1924.

670½ hours' work		$ 1,676 25
Expenses.		
Repairs	$ 50 92	
Salaries, etc.	585 00	
Gasolene	310 48	
		946 40
Profit		$ 729 85

EXHIBITION EXPENSES.

Profit and Loss Account, March 31st, 1924.

Expenses.	
Feed	$ 218 31
Travelling expenses	494 93
Freight and drayage	48 50
Loss	$ 761 74

GENERAL EXPENSES OF MAINTENANCE AND ADMINISTRATION.

Profit and Loss Account, March 31st, 1924.

Expenses.	
Salaries and vouchers	$ 19,808 70
Horse-labour	1,293 50
Milk, etc., for employees	954 80
Board of employees	1,490 00
Fuel	625 46
Sundries	210 10
Loss	$ 24,382 56

MISCELLANEOUS STATEMENTS, INVENTORIES, ETC.

Esssondale Hospital—Produce supplied by Colony Farm, March 31st, 1924.

Dairy produce—		
Milk, 477,546 lb.	$ 21,534 56	
Butter, 1,794½ lb.	1,166 40	
Cream, 1,532¾ lb.	459 83	
Buttermilk, 1,765 lb.	35 30	
		$ 23,196 09
Carried forward		$ 23,196 09

MISCELLANEOUS STATEMENTS, INVENTORIES, ETC.—*Continued.*

ESSONDALE HOSPITAL—PRODUCE SUPPLIED BY COLONY FARM—*Continued.*

Brought forward		$ 23,196 09
Meats—		
Beef, 8,643 lb.	$ 714 18	
Veal, 1,079 lb.	175 01	
Lamb, 1,485 lb.	371 25	
Pork, 27,751 lb.	3,643 60	
Bacon and ham, 1,968 lb.	758 79	
Liver, etc., 2,776 lb.	277 60	
Sausage, 2,050 lb.	410 00	
Lard, 753 lb.	128 01	
Laundry fat, 458 lb.	32 06	
Bacon, 42½ lb.	8 50	
		6,519 00
Poultry—		
Eggs, 8,705 dozen	$ 2,478 78	
Dressed poultry, 2,139 lb.	690 35	
		3,169 13
Vegetables, etc.—		
Potatoes, 238,800 lb.	$ 3,409 25	
Onions, 33,245 lb.	446 20	
Carrots, 37,014 lb.	129 58	
Fresh fruit, vegetables	10,956 20	
		14,941 23
Canned goods—		
Fruit, 3,033 No. 10 cans	$ 3,033 00	
Vegetables, 451, No. 10 cans	451 00	
Jam, 36 No. 10 cans	54 00	
Fruit, 151 No. 2 cans	37 75	
Jam, 50 No. 2 cans	20 00	
Pickles, 6,825 lb.	682 50	
		4,278 25
Sundries—		
Horse-labour	$ 4,748 00	
Shrubs and trees	280 00	
Ice	27 00	
Fertilizer	50 00	
Sundries	45 12	
		5,150 12
Total		$ 57,253 82

NEW WESTMINSTER HOSPITAL—PRODUCE SUPPLIED BY COLONY FARM, MARCH 31ST, 1924.

Dairy produce—		
Milk, 215,682 lb.	$ 9,725 66	
Cream, 1,438½ lb.	431 53	
Butter, 104 lb.	67 60	
Buttermilk, 335 lb.	6 70	
		$ 10,231 49
Meats—		
Pork, 11,901 lb.	$ 1,551 79	
Ham and bacon, 185 lb.	60 12	
		1,611 91
Carried forward		$ 11,843 40

MISCELLANEOUS STATEMENTS, INVENTORIES, ETC.—*Continued.*

New Westminster Hospital—Produce supplied by Colony Farm—*Continued.*

Brought forward		$ 11,843 40
Vegetables—		
Potatoes, 352,750 lb.	$ 4,373 48	
Onions, 15,920 lb.	185 45	
Carrots, 63,157 lb.	221 05	
Fruit, etc.	356 97	
		5,136 95
Canned goods—		
Fruit, 1,200 No. 10 cans	$ 1,200 00	
Vegetables, 336 No. 10 cans	336 00	
Jam, 78 No. 10 cans	117 00	
Fruit, 100 No. 2 cans	25 00	
Jam, 23 No. 2 cans	9 20	
		1,687 20
Miscellaneous—		
Horse-labour	$ 3,173 50	
Sundries	513 34	
		3,686 84
Total		$ 22,354 39

Accounts receivable, March 31st, 1924.

Sundry accounts receivable	$ 1,760 50

Notes receivable, March 31st, 1924.

Sundry notes receivable	$ 500 00

Remittances to Treasury, March 31st, 1924.

Sundry remittances to Treasury during fiscal year 1923–24 in payment of live-stock and produce sales	$ 4,362 63

Trees, Shrubs, and Plants supplied to Provincial Institutions and Schools, March 31st, 1924.

New Westminster School Board	$ 251 80
Cloverdale School Board	255 40
Maple Ridge School Board	302 00
North Vancouver School Board	167 00
Cumberland School Board	95 40
Lynn Valley School Board	100 00
Rutland School Board	54 80
Kelowna School Board	97 00
Salmon Arm School Board	205 00
Canoe School Board	394 80
Oyama School Board	70 00
Parksville School Board	152 60
Armstrong School Board	282 30
Metchosin School Board	87 50
Steveston School Board	222 45
Burnaby School Board	18 00
Carried forward	$ 2,756 05

MISCELLANEOUS STATEMENTS, INVENTORIES, ETC.—*Continued.*

TREES, SHRUBS, AND PLANTS SUPPLIED TO PROVINCIAL INSTITUTIONS AND SCHOOLS—*Continued.*

Brought forward	$ 2,756 05
Kerrisdale School Board	255 00
Peachland School Board	17 40
Mission City School Board	116 50
Saanich School Board	316 40
Quathiaski Cove School Board	25 40
West Summerland School Board	257 60
University of British Columbia	131 00
Tranquille Sanatorium	343 50
Court-house, New Westminster	16 50
Boys' Industrial School	1,566 90
Oakalla Prison Farm	557 00
Vancouver Parks Board	70 00
Home for Incurables	199 50
Provincial Home	67 00
Total	$ 6,695 75

EQUIPMENT INVENTORY, MARCH 31ST, 1924.

Summary.

Farm implements	$ 7,081 50
Gasolene pump and tank	360 00
Fire equipment	1,331 60
Dairy equipment	2,625 50
Pumping and Clearing Departments	9,904 50
Equipment in horse and cow barns	1,805 00
Carpenter and blacksmith shops	958 70
Cannery equipment	1,878 97
Nursery and poultry	211 32
Hog Department	437 25
Total	26,594 34

INVENTORY OF COWS (HOLSTEIN-FRIESIAN), MARCH 31ST, 1924.

Reg. No.	Name.	
26314	Colony Beulah DeKol Korndyke, 11 years and 4 months old	$ 150 00
26320	Colony DeKol Queenie Rag, 11 years old	100 00
30137	Colony Sadie Canary, 9 years and 10 months old	150 00
32360	Colony Maud Colantha, 9 years and 9 months old	300 00
32361	Colony Georgie Korndyke, 9 years and 6 months old	150 00
31842	Deirdre Douglass Segis, 10 years and 2 months old	600 00
36012	Colony Poetess Korndyke 2nd, 9 years and 2 months old	300 00
38770	Colony Koba Segis, 8 years and 7 months old	75 00
38771	Colony Poetess Segis, 8 years and 7 months old	250 00
38776	Colony Beets Newman, 8 years and 10 months old	300 00
36019	Colony Vrouka Segis, 9 years and 1 month old	300 00
37289	Effie Cornucopia DeKol, 9 years and 2 months old	150 00
38767	Colony Korndyke Belle, 8 years and 4 months old	450 00
41645	Colony Butter Lass, 9 years and 3 months old	300 00
41642	Colony Ianthe Newman, 8 years and 2 months old	600 00
41653	Colony Minnie Segis, 8 years and 2 months old	200 00
	Carried forward	$ 4,375 00

MISCELLANEOUS STATEMENTS, INVENTORIES, ETC.—*Continued.*

Inventory of Cows (Holstein-Friesian)—*Continued.*

Reg. No.	Name.	
	Brought forward	$ 4,375 00
216921	Lulu Posch 3rd, 12 years and 3 months old	450 00
50284	Colony Korndyke Newman, 7 years and 5 months old	500 00
42888	Colony Canary Butter Girl, 7 years and 11 months old	300 00
76901	Wimple Netherland Westport, 11 years and 5 months old	300 00
52831	Colony Bessie McKinley, 6 years and 7 months old	300 00
52829	Colony Faforit Segis, 6 years and 9 months old	100 00
52828	Colony McKinley Beulah, 6 years and 8 months old	600 00
44320	Segis Elsie Posch, 8 years and 9 months old	200 00
25833	Madam Bessie Posch, 9 years and 9 months old	350 00
38772	Colony Clothilde DeKol, 8 years and 4 months old	300 00
50286	Colony Maud McKinley, 7 years and 3 months old	100 00
50292	Colony Canary McKinley, 7 years and 2 months old	600 00
50289	Colony Mayne McKinley, 7 years old	500 00
52833	Colony Beulah McKinley, 6 years and 7 months old	600 00
54984	Colony Grebegga DeKol, 6 years and 9 months old	600 00
52834	Colony Daisy McKinley, 6 years and 6 months old	450 00
56864	Colony Ena McKinley, 6 years and 1 month old	450 00
60946	Colony Ena DeKol McKinley, 5 years and 11 months old	25 00
60944	Colony Maud Newman, 5 years and 10 months old	400 00
62389	Colony Ianthe McKinley, 5 years and 5 months old	500 00
67855	Colony Faforit Newman, 5 years and 2 months old	350 00
71114	Colony Sena Ormsby, 4 years and 8 months old	200 00
74111	Beaverland Lady Pauline, 6 years and 1 month old	400 00
38040	Thorndale Elsie Wayne, 9 years and 1 month old	250 00
59662	S.C.P. Fayne Calamity, 6 years and 4 months old	400 00
50277	S.C.M. Ella Mechtilde, 6 years and 6 months old	500 00
63924	Colony Vale Korndyke Newman, 5 years and 5 months old	150 00
67850	Colony Clothilde Newman, 5 years and 4 months old	300 00
67856	Colony Cora McKinley, 5 years and 4 months old	400 00
67851	Colony Lakeside Newman, 5 years and 3 months old	60 00
67853	Colony Vrouka Newman, 5 years and 1 month old	100 00
71115	Colony Morag Ormsby, 4 years and 11 months old	300 00
70850	Colony Fleta Newman, 4 years and 10 months old	250 00
71111	Colony Marie Newman, 4 years and 7 months old	200 00
70844	Colony Cyclone Ormsby, 4 years and 8 months old	350 00
70843	Colony Fayne Ormsby, 4 years and 7 months old	150 00
75673	Colony Jannek Ormsby, 4 years and 3 months old	500 00
80505	Colony Zarilda Ormsby, 4 years and 2 months old	500 00
80511	Colony Faforit Ormsby, 4 years and 1 month old	200 00
80509	Colony Aaggie Ormsby, 4 years old	350 00
62388	Colony Grebegga Valdessa, 5 years and 5 months old	300 00
80513	Colony Jemima Newman, 3 years and 11 months old	300 00
80504	Colony Vrouka Segis Newman, 3 years and 11 months old	200 00
86417	Colony Tensen Newman, 3 years and 7 months old	200 00
81218	Beaverland Pietje Pauline, 4 years and 7 months old	200 00
74110	Beaverland Pretty Lady, 4 years and 11 months old	500 00
74108	Beaverland Grace Posch, 4 years and 10 months old	300 00
74109	Beaverland Canary Pauline, 4 years and 7 months old	250 00
80649	Beaverland Julia Pauline, 4 years and 1 month old	350 00
80647	Beaverland Grace Pauline, 4 years old	250 00
	Carried forward	$ 20,760 00

MISCELLANEOUS STATEMENTS, INVENTORIES, ETC.—*Continued.*

INVENTORY OF COWS (HOLSTEIN-FRIESIAN)—*Continued.*

	Brought forward	$ 20,760 00
Reg. No.	Name.	
75674	Colony M. Poetess McKinley, 4 years and 2 months old	250 00
80598	Colony P. S. McKinley, 4 years old	300 00
80510	Colony Beets Perfection, 3 years and 10 months old	400 00
80506	Colony Wayne Perfection, 3 years and 10 months old	600 00
86419	Colony Alma Korkdyke Newman, 3 years and 8 months old	350 00
86416	Colony Grebegga Pauline, 3 years and 6 months old	450 00
86415	Colony Victoria Pauline, 3 years and 6 months old	300 00
86420	Colony Morag McKinley, 3 years and 5 months old	500 00
86418	Colony Lady Pauline, 3 years and 4 months old	250 00
92130	Colony Mabel Newman, 3 years and 4 months old	200 00
92152	Colony Clare McKinley, 3 years and 2 months old	350 00
92135	Colony Wimple McKinley, 3 years old	300 00
92129	Colony Effie Pauline, 3 years old	325 00
92128	Colony Nellie Pauline, 3 years old	50 00
92131	Colony Poem Pauline, 3 years old	35 00
92136	Colony Wayne Newman, 3 years old	325 00
92134	Colony Topsy Pauline, 3 years old	250 00
92133	Colony Schuiling Pauline, 2 years and 11 months old	350 00
92126	Colony Lass Pauline, 2 years and 11 months old	350 00
95247	Colony Belle Newman, 2 years and 9 months old	300 00
95254	Colony Clothilde Pauline, 2 years and 9 months old	200 00
95253	Colony July Pauline, 2 years and 9 months old	300 00
95244	Colony Daisy Newman, 2 years and 9 months old	200 00
95249	Colony Queenie Newman, 2 years and 8 months old	150 00
95245	Colony Georgie Pauline, 2 years and 6 months old	250 00
95250	Colony Flood Countess, 2 years and 5 months old	125 00
95248	Colony Contest Newman, 2 years and 5 months old	175 00
95251	Colony Grace Countess, 2 years and 4 months old	200 00
95252	Colony Pietje Countess, 2 years and 4 months old	150 00
95257	Colony Fayne Pauline, 2 years and 4 months old	250 00
98959	Colony Maud Countess, 2 years and 3 months old	30 00
98958	Colony L. P. Countess, 2 years and 3 months old	250 00
98957	Colony Vrouka Posch, 2 years and 1 month old	200 00
102057	Colony Lulu Pauline, 2 years old	300 00
102054	Colony Maud Pauline, 1 year and 11 months old	200 00
102053	Colony Tensen Posch, 1 year and 10 months old	200 00
102052	Colony Aaggie Posch, 1 year and 10 months old	200 00
102050	Colony Netherland Pauline, 1 year and 10 months old	200 00
102056	Colony Rag Newman, 1 year and 8 months old	200 00
	Total	$ 30,775 00

INVENTORY OF YOUNG CATTLE, MARCH 31ST, 1924.

Reg. No.	Name.
57701	Colony Koba McKinley 8th (twin), 8¼ months old.
57702	Colony Koba McKinley 9th (twin), 8¼ months old.
113988	Colony Segis Aaggie, 8 months old.
57703	Colony Koba McKinley 10th, 8 months old.
113989	Colony Tensen Pauline, 7 months old.
113984	Colony Morag Koba, 7 months old.
58722	Colony Koba McKinley 12th, 6¾ months old.

MISCELLANEOUS STATEMENTS, INVENTORIES, ETC.—*Continued.*

Inventory of Young Cattle—*Continued.*

Reg. No.	Name.
118088	Colony Clothilde Koba, 6½ months old.
118079	Colony Ianthe Kohanna, 6 months old.
58726	Colony Lord Aaggie McKinley 9th, 5½ months old.
58723	Colony Koba McKinley 13th, 5¼ months old.
118089	Colony Julia Koba, 5 months old.
118850	Colony Dellah Koba, 5 months old.
118080	Colony Grace Koba, 4¾ months old.
118081	Colony Vrouka Koba, 4¼ months old.
118082	Colony Vrouka DeKol Koba, 3¾ months old.
118077	Colony Queenie Kohanna, 3½ months old.
118083	Colony Wayne Koba, 3½ months old.
58724	Colony Koba McKinley 14th, 3½ months old.
118084	Colony DeKol Queenie Koba, 3¼ months old.
58721	Colony Johan Posch 3rd, 3¼ months old.
118078	Colony Rooker Aaggie, 3 months old.
118085	Colony Mabel Koba, 3 months old.
118086	Colony Deirdre Koba (twin), 3 months old.
118087	Colony Miranda Koba (twin), 3 months old.
.....	Colony Ianthe Koba, 2¼ months old.
.....	Colony Grace Abbekerk, 2 months old.
.....	Colony Lass Abbekerk, 2 months old.
.....	Colony Piteje Abbekerk, 1¾ months old.
.....	Colony Johan Posch 5th, 1¾ months old.
.....	Colony Prince Posch 2nd, 1½ months old.
.....	Colony Faforit Newman Koba, 1¼ months old.
.....	Colony Johan Posch 6th, 1 month old.
.....	Colony Jannek Koba, 2 weeks old.
.....	Colony Schuiling Abbekerk, 2 weeks old.
.....	Colony Lakeside Aaggie, 2 weeks old.
.....	Colony Beets Koba, 2 weeks old.
.....	Colony Segis Elsie Koba, 2 weeks old.
.....	Colony Lady Abbekerk, 1 week old.
.....	Colony Prince Posch 4th, 2 weeks old.

Value of calf herd at cost of raising, $2,749.85.

Holstein-Friesian.

105242	Colony Yanthe Pauline, 18¾ months old.
105238	Colony Wimple Koba, 17 months old.
105240	Colony Faforit Koba, 16½ months old.
105239	Colony Netherland Segis Koba, 16 months old.
109739	Colony Vrouka Segis Koba, 15½ months old.
109737	Colony Vale Korndyke Koba, 15 months old.
109736	Colony Aaggie Koba, 14¾ months old.
109740	Colony Contest Aaggie, 14¾ months old.
109741	Colony Poetess Aaggie, 13¾ months old.
109742	Colony Marie Koba, 13¾ months old.
56199	Colony McKinley Posch, 13¼ months old.
57012	Colony Sir Mutual Posch, 12¼ months old.
109745	Springbrook Charlotte Countess, 13 months old.
109744	Springbrook Rose Countess, 13 months old.
112075	Colony Korndyke Koba, 12 months old.
112074	Colony Zarilda Pauline, 11½ months old.

MISCELLANEOUS STATEMENTS, INVENTORIES, ETC.—*Continued.*

INVENTORY OF YOUNG CATTLE—*Continued.*

Holstein-Friesian—Continued.

Reg. No.	Name.
112076	Colony Maud Koba, 11¼ months old.
112073	Colony Effie Posch, 10¾ months old.
112077	Colony Calamity Koba, 10 months old.
113983	Colony Madam Pauline, 9 months old.
113987	Colony Ena DeKol Pauline, 8¾ months old.
113986	Colony Sadie Aaggie (twin), 8½ months old.
113985	Colony Canary Aaggie (twin), 8½ months old.

Value of yearling herd at cost of raising, $3,403.

INVENTORY OF HERD BULLS, MARCH 31ST, 1924.

31520	Colony Koba McKinley, 7 years and 3 months old	$ 500 00
53787	Colony Posch Champion 5th, 2 years old	250 00
52028	Pontiac Pietertje Burke, 2 years and 2 months old	250 00
.....	Hazelwood Segis Pontiac	500 00
	Total	$ 1,500 00

INVENTORY OF WORK-HORSES, MARCH 31ST, 1924.

Farm—	
Donald (roan gelding), 18 years old	$ 50 00
Colony Pride (Scotty), 11 years old	250 00
Billy (McCallum), 8 years old	200 00
Forage Heroine (Shire mare), 15 years old	150 00
Dunrobin Doris (Clyde mare), 17 years old	200 00
Pete (brown gelding), 16 years old	75 00
Colony Mintmaster, 6 years old	300 00
McCallum (chestnut driver), 18 years old	75 00
Jerry 2nd No. 6 (brown gelding), 10 years old	200 00
Levi (express), 20 years old	50 00
Repertoire (pony), 22 years old	5 00
Kate (roan mare), 7 years old	275 00
Blossom (light roan mare), 7 years old	300 00
Colony Lady Pride (Clyde mare), 5 years old	400 00
Colony Lady Dunure (Clyde mare), 5 years old	400 00
Flash Rosary (Clyde mare), 13 years old	250 00
Colony Begg Princess (Clyde mare), 4 years old	500 00
Colony Opal's Queen (Clyde mare), 4 years old	400 00
Colony Drumburle Prince (brown gelding), 4 years old	300 00
King (driver's colt), 4 years old	150 00
Frank (brown gelding), 7 years old	275 00
Charlie (brown gelding), 7 years old	275 00
Bob (Dunrobin Doris's colt), 3 years old	200 00
Lily (Blossom's filly), 2 years old	200 00
Tommy (bay gelding), 12 years old	150 00
Byck (buckskin gelding), 18 years old	25 00
Carried forward	$ 5,655 00

MISCELLANEOUS STATEMENTS, INVENTORIES, ETC.—*Continued.*

INVENTORY OF WORK-HORSES—*Continued.*

Brought forward	$ 5,655 00
Hill Stable—	
Barney (bay gelding), 8 years old	250 00
Jock (bay gelding), 8 years old	250 00
Doctor (buckskin), 11 years old	75 00
McTavish (chestnut), 9 years old	100 00
Jimmy 1st (bay gelding), 11 years old	50 00
Dan (brown gelding) 13 years old	75 00
Nigger (black gelding), 10 years old	250 00
Pete 2nd (black gelding), 10 years old	250 00
City Institution—	
Dick (bay gelding), 6 years old	225 00
Colony Everlasting Favourite, 7 years old	300 00
Doll (grey mare), 16 years old	30 00
Total	$ 7,510 00

INVENTORY OF SHEEP, MARCH 31ST, 1924.

Oxford Downs (pure-bred)—	
51 aged ewes at $20	$ 1,020 00
15 1-year-old shearling ewes at $15	225 00
5 1-year-old wethers at $10	50 00
1 worn-out ram (Bruce Boy 17)	20 00
1 3-year-old ram (Colony 181)	25 00
1 2-year-old ram (Colony 222)	20 00
1 1-year-old ram (Colony 256)	15 00
Total	$ 1,375 00

INVENTORY OF POULTRY, MARCH 31ST, 1924.

344 Leghorn hens	$ 344 00
327 Leghorn pullets	490 50
71 Barred Rocks	88 75
43 Rhode Island Red hens	53 75
46 Rhode Island Red pullets	69 00
8 Barred Rock cockerels	24 00
4 Rhode Island Red cockerels	12 00
6 White Leghorn cockerels	15 00
6 capons	10 50
238 chicks, 1 month	71 40
214 chicks, 2 weeks	42 80
199 chicks, 2 days	39 80
119 dozen eggs	29 75
Total	$ 1,291 25

Poultry Feed on Hand.

4,000 lb. wheat	$ 68 00
Sundry chicken-feed	163 40
Total	$ 231 40

MISCELLANEOUS STATEMENTS, INVENTORIES, ETC.—*Continued.*

INVENTORY OF HOGS, MARCH 31ST, 1924.

Essondale Piggery.

10 hogs, 2,000 lb.		
4 „ 720 „		
13 „ 2,275 „		
1 „ 150 „		
2 „ 500 „		
5 „ 1,100 „		
4 „ 720 „		
7,465 lb. at 7½ cents	$	559 87
6 small pigs, 12 months old		72 00
4 small pigs, 6 months old		48 00
5 small pigs, 6 months old		60 00
6 small pigs, 6 months old		60 00
14 small pigs, 3 months old		112 00
6 small pigs		42 00
13 small pigs		65 00
1 small pig		6 00
Registered brood stock—		
1 sow (Agassiz Best of All)		100 00
1 sow (Agassiz Better Still)		100 00
1 sow (Agassiz Baptist)		100 00
6 sows, 6 months old		180 00
1 boar		35 00
1 boar (Colony Perfection)		50 00
1 boar (Colony Perfection 2nd)		50 00
1 boar (Colony Perfection 3rd)		25 00
	$	1,664 87

New Westminster Piggery.

Butcher stock—		
24 pigs, 4,230 lb. at 7½ cents		317 25
Brood stock—		
1 boar (Homestead Longfellow)		60 00
1 boar (Paradise Perfection)		5 00
9 sows, 12 months old		360 00
17 sows, 3 years old		850 00
15 small pigs, 1 week old		60 00
35 small pigs, 8 weeks old		175 00
7 small pigs, 12 weeks old		56 00
Total	$	3,548 12

INVENTORY OF FEED ON HAND, PIGGERY, MARCH 31ST, 1924.

Essondale Piggery (sundry)—		
2,886 lb. ham and bacon at 32 cents	$	923 52
70 lb. lard		14 00
30 lb. sausage-casings		90 00
Carried forward	$	1,027 52

MISCELLANEOUS STATEMENTS, INVENTORIES, ETC.—*Continued.*

Inventory of Feed on Hand, Piggery—*Continued.*

Brought forward	$ 1,027 52
Essondale Piggery (feed)—	
650 lb. dairy-salt	6 50
25 bales straw	13 75
5,500 lb. rice-meal	60 50
4,700 lb. shorts	56 40
2,000 lb. small potatoes	5 00
New Westminster Piggery (feed)—	
6,900 lb. ground-screenings	54 00
3,400 lb. oat-flour	51 00
Total	$ 1,274 67

Inventory of Feed and Produce, March 31st, 1924.

480 lb. peas	$ 74 00
40,773 lb. dried brewers' grains	589 42
65,685 lb. oats	820 43
76,825 lb. barley	998 41
353,800 lb. hay	2,555 52
539,300 lb. silage	1,393 07
3,321 bales straw	1,930 98
7,498 lb. corn-meal	147 17
17,100 lb. soy-bean	446 19
400,380 lb. potatoes	5,388 36
14,760 lb. carrots	51 95
134,500 lb. roots	470 75
73,600 lb. shorts	945 38
35,500 lb. oil-meal	957 74
6,000 lb. alfalfa	68 89
33,400 lb. beet-pulp	868 40
15,125 lb. onions	264 68
60,500 lb. bran	728 08
	$ 18,699 42

Inventory of Cannery, March 31st, 1924.

38 cans cherries, No. 10 cans	$ 38 00
372 cans peas	372 00
504 cans beans	504 00
130 cans plums	130 00
111 cans greengages	111 00
125 cans pears	125 00
1,477 cans prunes	1,477 00
135 cans crabs	135 00
109 cans apples	109 00
131 cans apple sauce	131 00
150 cans tomatoes	150 00
17 cans jelly	17 00
Carried forward	$ 3,299 00

MISCELLANEOUS STATEMENTS, INVENTORIES, ETC.—*Continued.*

INVENTORY OF CANNERY—*Continued.*

Brought forward		$ 3,299 00
16 cans black-currant jam		24 00
31 cans prune jam		46 50
500 cans pumpkin		500 00
		$ 3,869 50
200 empty cans and tops, No. 10		22 00
Total		$ 3,891 50

INVENTORY OF NURSERY AND GARDEN, MARCH 31ST, 1924.

Nursery stock—		
Deciduous ornamental trees	$ 11,311 54	
Deciduous young stock	937 60	
Small trees, shrubs	6,118 95	
Evergreen trees and shrubs	6,585 28	
Evergreen for layering	173 00	
Herbaceous perennials	2,010 50	
Reeds and grasses	315 00	
Climbing plants	296 80	
Seedlings and layers	195 30	
Seedlings and layers	77 00	
Cuttings, trees and shrubs	129 40	
Budded and grafted stock	184 20	
		$ 28,334 57
Orchard—		
Small fruits—		
Black currants	$ 3,323 50	
Red currants	648 00	
Raspberries and blackberries	1,508 00	
Strawberries	1,837 00	
		7,316 50
Fruit-trees—		
Plums and prunes	$ 501 00	
Cherries	240 50	
Pears	512 00	
Apples	2,535 00	
Young stock (apples)	53 75	
Young stock (black and red currants)	136 20	
		3,978 45
Vegetables, etc., in storage		3,386 00
Bees and bee supplies		466 55
		$ 43,482 07
Tools and implements		$ 805 60

VICTORIA, B.C.:
Printed by CHARLES F. BANFIELD, Printer to the King's Most Excellent Majesty.
1924.