ANNUAL REPORT

OF THE

MENTAL HOSPITALS

OF THE

PROVINCE OF BRITISH COLUMBIA

FOR THE YEAR 1917

PRINTED BY
AUTHORITY OF THE LEGISLATIVE ASSEMBLY.

VICTORIA, B.C.:
Printed by WILLIAM H. CULLIN, Printer to the King's Most Excellent Majesty.
1918.

To His Honour Sir FRANK STILLMAN BARNARD, K.C.M.G.,
Lieutenant-Governor of the Province of British Columbia.

MAY IT PLEASE YOUR HONOUR:

The undersigned respectfully submits herewith the Annual Report of the Medical Superintendent of the Mental Hospitals for the year 1917.

J. D. MACLEAN,
Provincial Secretary.

Provincial Secretary's Office,
February, 1918.



Recreation-ground, New Westminster.



Mental Hospital, New Westminster.

Members of the Provincial Mental Hospitals and Colony Farm Staffs who have joined the Colours.

MAJOR C. E. DOHERTY, M.D. CAPTAIN D. D. FREEZE, M.D.

LIEUTENANT R. CULLEN.

SERGEANT-MAJOR H. BANHAM. SERGEANT-MAJOR E. CROFT.

SERGEANT J. O'REILLY. SERGEANT D. MONTGOMERY.

CORPORAL H. HOULT.

HONOUR ROLL.

✠

KILLED IN ACTION.

✠

S. McCOMBE,
Private, 104th Westminster Fusiliers.

J. McDONALD,
Trooper, British Columbia Horse.

L. BUNDY,
Private, 104th Westminster Fusiliers.

F. UPHAM,
Reservist, Somerset Light Infantry.

W. H. WILLIAMS,
Private, 104th Westminster Fusiliers.

A. MILNE,
Private, 62nd Battalion, C.E.F.

PRIVATE A. TALBOT.
PRIVATE E. ORME.
PRIVATE W. D. PATCHELL.
PRIVATE T. WOODBURN.
PRIVATE T. E. MORRIS.
PRIVATE D. PRICE.
PRIVATE D. HUGHES.
PRIVATE W. McVIE.
PRIVATE A. McLENNAN.
PRIVATE F. E. FRANKUM.
PRIVATE A. N. CAMPBELL.
PRIVATE A. HALL.
PRIVATE A. M. EXLEY.
PRIVATE BENJ. JONES.
PRIVATE W. CRYSTALL.

PRIVATE J. LOBAN.
PRIVATE E. DICKIE.
PRIVATE F. UPHAM.
PRIVATE J. McDONALD.
PRIVATE S. McCOMBE.
PRIVATE W. H. WILLIAMS.
PRIVATE A. M. MILLER.
PRIVATE L. BUNDY.
PRIVATE G. FARRANT.
PRIVATE W. ROBERTSON.
PRIVATE W. HEADRIDGE.
PRIVATE C. OXENBURY.
PRIVATE G. B. McNAUGHTON.
PRIVATE J. DAVIDSON.

PRIVATE S. WICKHAM.
PRIVATE A. MILNE.
PRIVATE H. A. SPARROW.
PRIVATE W. RONALD.
PRIVATE J. ROBERTSON.
PRIVATE G. DAVIDSON.
PRIVATE R. McKECHNIE.
PRIVATE H. LONSDALE.
PRIVATE H. W. STRONG.
PRIVATE A. E. SMITH.
PRIVATE J. POLLARD.
PRIVATE E. SANDS.
PRIVATE H. BAILEY.
SEAMAN W. MACKIE.

Officers at New Westminster.

J. G. McKay, M.D., C.M., *Acting Medical Superintendent.*
H. C. Steeves, M.D., C.M., *Assistant Medical Superintendent.*
E. J. Ryan, M.D., C.M., *Assistant Physician.*

T. H. Cambridge, *Bursar.*
M. H. McCabe, *Assistant Bursar.*
W. E. Hunt, *Clinical Clerk & Stenographer.*
Maria Fillmore, *Matron.*
R. Rees, *Steward and Storekeeper.*
Rev. R. Lennie, Church of England, } *Chaplains.*
Rev. Father Murphy, Roman Catholic, } *Chaplains.*
W. F. Johnston, *Engineer.*
F. Spooner, *Acting Chief Male Attendant.*
Thomas Cormack, *Carpenter.*
J. Fraser, *Farmer.*
J. Booth, *Gardener.*
D. Sclater, *Painter.*
W. F. Beggs, *Tailor.*
E. B. Jones, *Laundryman.*
J. MacMillan, *Shoemaker.*
H. Oliver, *Plumber.*

Officers of Essondale and Colony Farm.

J. G. McKay, M.D., C.M., *Acting Medical Superintendent.*
A. L. Crease, M.D., C.M., *Assistant Physician and Pathologist.*

Gowan S. Macgowan, *Bursar.*
C. Fletcher, *Assistant Bursar.*
C. H. Gooding, *Analyst.*
H. W. Strong, *Clinical Clerk's Stenographer.*
J. B. Pumphrey, *Steward and Storekeeper.*
J. L. Malcolm, *Engineer.*
Rev. C. Yates, Church of England, } *Chaplains.*
Rev. Father Marcucci, Roman Catholic, } *Chaplains.*
G. Mathewson, *Chief Attendant.*
T. Mowbray, *Electrician.*
J. B. Foster, *Cook.*
A. A. Killen, *Painter and Decorator.*
E. B. Stinchcombe, *Outside Overseer.*
A. G. Parrott, *Plumber.*
R. Gow, *Carpenter.*
E. Fitzgerald, *Plasterer and Mason.*
S. F. Hambly, *Baker.*
J. Hargie, *Laundryman.*
A. Robinson, *Barber.*
T. H. Moore, *Farm Superintendent.*
J. F. Simmonds, *Record Clerk.*



Driveway to Hospital, New Westminster.

REPORT OF MEDICAL SUPERINTENDENT

FOR THE YEAR ENDING DECEMBER 31ST, 1917.

PROVINCIAL MENTAL HOSPITAL,
ESSONDALE, B.C., January 31st, 1918.

The Honourable the Provincial Secretary,
Victoria, B.C.

SIR,—As Acting Medical Superintendent of the Provincial Mental Hospitals, I have the honour to submit to you our Forty-sixth Annual Report for the year ending December 31st, 1917.

As in former years, you will find herewith statistical, financial, and working tables, showing the exact movements of the residential population and an accurate accounting of all moneys received and disbursed; also tables covering the work of the various departments carried on throughout the year.

In addition to the above report, which only refers to the Hospitals' records, I will, with your permission, call attention to certain existing social conditions, as I believe it to be the duty of any Medical Superintendent to not only see that his hospital cases are properly treated, but also to make suggestions whereby the percentage of admissions in relation to the population might be lessened.

Before proceeding further, however, I wish to again call to your attention, as I have in my two former reports, and also to personally pay just tribute to the members of our staff who are serving or have served overseas. Six of them have paid the supreme sacrifice, several have returned wounded and invalided from the service, and the balance are still serving with the colours on the Western Front. To the families of those killed in action we extend our most sincere sympathies, and to the members still serving, our best wishes for a safe return and an assurance that their positions will be held for them.

Our admissions during the year totalled 371; 245 being men and 126 women. This total exceeds that of 1916 by eighteen, and makes a total in residence at the end of December, 1917, of 1,301, and a residential increase of ninety-six, which is an average one compared with the past few years, and which will continue yearly on the same basis unless more stringent methods are adopted along etiological and prophylactic lines. To do this with any degree of efficiency more drastic laws will have to be enacted as a protection to the populace, who, through ignorance, continue along the same lines to their own detriment and that of the future generation.

To appreciate the above remarks more fully, I beg to call your attention to the fact that we were able to obtain an hereditary history in seventy-eight, or nearly 20 per cent. of those admitted, and undoubtedly a great many more of those unclassified would come under the same category were we able to obtain an authentic history from them. This condition can be alleviated to a great extent in many ways, but foremost by the Dominion authorities being more strict at ports of entry to Canada, and demanding that all immigrants be thoroughly examined, not only from a physical but from a mental standpoint as well, so that we would be protected not only from those who are actually mental cases, but also from that class who would ordinarily pass muster, but whose progeny would in all probability be mentally deficient, and would either have to undergo treatment in a strictly mental sense or placed in an institution for mentally deficient children.

Second to that of heredity, from a standpoint of etiology, comes syphilis, which was the direct cause of 10 per cent. of our admissions, and of whom all but two were suffering from general paresis, which does not react to treatment. I would therefore again suggest that syphilis be placed in the same category as smallpox, tuberculosis, and other infectious diseases, so that all cases would have to be reported to the health authorities and forced to undergo proper treatment, as the majority come under the influence of charlatans who, through their flash advertising, are reaping a financial harvest at the expense of these unfortunate cases, carrying them along on a false security until their condition reaches a stage where it will not react to treatment.

My reasons for making these statements are that the percentage of admissions of cases of general paresis are on the increase not only in our Hospitals, but in all others that I have had an opportunity of communicating with. In fact, the Province of Ontario has appointed a Commission to obtain statistics that they may draft an Act based on the Western Australian Act, which compels all cases to be reported and treated.

To assist in this work we are at the present time doing a Wassermann test on each admission, and should the case show a positive reaction are notifying the husband or the wife, as the case may be, and are offering to do their blood examination, as well as that of their children, free, so that they may, if necessary, undergo treatment. As an example, in one family where we examined the blood of the parents and children we obtained a negative reaction from the father, but positive ones from each of the children. This routine, if carried out by all hospitals, would undoubtedly decrease in the next decade by at least 50 per cent. the number of admissions of general paresis.

The congenital deficients, who are usually the progeny of the above-mentioned classes, are also on the increase and go to make up a large percentage of what we classify as "chronics." Many of these cases could be treated much more satisfactorily if they were segregated, so that they might be educated to a limited degree, thereby making them more or less self-supporting, but this cannot be done under the present regime.

In addition to these conditions mentioned, I wish also to refer to the fact that we are receiving quite a number of patients from other Provinces, due, I believe, to the lower altitude and milder climate of the Coast area. Would it not be possible to make an interprovincial arrangement whereby these cases would be maintained here at a rate sufficiently high to recompense this Province, or have them returned to their home Provinces?

LABORATORY.

During the past year we were again unable to carry on this branch satisfactorily owing to our being short-handed from a medical standpoint, but during the latter part of the year this difficulty was overcome and considerable good work was accomplished, as will be shown in Dr. Crease's report. I personally feel that an up-to-date laboratory is as essential to the welfare of a mental hospital as any other department, as it is only through such a medium that information of a real authentic nature can be obtained. The routine blood and urine examinations will in themselves often bring to our notice an existing condition which would readily have been overlooked had such not been made, and permit us to get the patient under proper treatment at the earliest possible date. Further than the ordinary routine, we are carrying on research-work which I believe will be particularly advantageous to us in the future.

During the latter part of December we had an outbreak of diphtheria, which, although not severe in type, nevertheless caused considerable inconvenience, and had we not had our laboratory working in full force it would have been the cause of a material expenditure of money.

DENTISTRY.

In my previous report I called your attention to the placing on our staff, during the year of 1916, of Dr. Smith as dentist to the institutions, who devotes one day of each week to this work. This procedure has proven of inestimable value to the welfare of the patients, as a great percentage of our admissions have neglected their teeth and many are in a deplorable condition, which has a most detrimental effect upon their digestive system. A regular routine examination is made of all wards and cases are treated as required, both from a prophylactic and curative standpoint.

AMUSEMENTS AND OCCUPATIONS.

Amusement and occupation are just as much a part of the treatment as medicine or hydrotherapy in psychopathic work, and should be dealt with just as judiciously. From a standpoint of occupation we are, on account of our geographical position and also possessing 1,400 acres of land, much more fortunate than many institutions located in or near large cities, who must necessarily find employment for their patients indoors instead of outside. The greater portion of the residential population of any mental hospital is of the chronic type, and it is for this class of case that regular employment must be found; first, for their physical welfare, and, secondly, that they may to a slight degree aid towards their own maintenance.

Front entrance to Hospital.

It is also essential to surround patients with as pleasing an atmosphere as possible, so that they may in a sense get away from their morbid thoughts. This we do by having comfortable recreation-rooms, plenty of suitable literature, and, during the winter months, devoting one evening of each week to moving pictures, which are very highly appreciated by the great majority. During the summer months the opportunity to get outside makes it much easier to find satisfactory amusements.

NEW WORK.

During the past year we have endeavoured, even more than ever before, to construct, ourselves, any buildings required by the Hospital, and have erected a new laundry of cement blocks, with double walls having a 2-inch air-space between. This building has a floor area of 100 x 60 feet, and when completed will not have cost more than $9,000. Had the same been constructed under contract and the same excavation made, it would have cost at least $20,000, as it was necessary for us to move 6,000 yards of dirt before we could lay our foundation. In addition to this, we have constructed a new cow-barn on the upland at a cost of $1,200. This is a frame-and-concrete building 32 x 46 feet. We have also cleared 20 acres of land, and moved in all some 25,000 yards of dirt in reinforcing dykes, grading, and road-building. All of the above is extra to the general routine work carried on in connection with the Hospital.

EXPENDITURES.

The great national demand for economy has been kept ever before us without in any way interfering with the welfare of our patients, and I am pleased to be able to report that our gross *per capita* cost was 63.52 cents per diem, which is slightly less than that of 1916. In referring to Table D you will note that this charge covers all expenditures, whether paid by voucher or obtained from our farm or nurseries at prices based upon those had we purchased same in the open market. The total expenditure for the two Hospitals is as follows: Paid out by voucher, $281,682.48, with charges from farm and gardens, together with differences in inventories, $8,673.36, making a total net expenditure of $290,355.84. As a partial offset to this expenditure we have remitted to the Treasury $46,786.02, thereby making a net cost to the Province of $243,569.82, or 53.28 cents *per capita per diem.*

ESTIMATES FOR MAINTENANCE.

Owing to the steady increase in the cost of all commodities required for the maintenance of our Hospitals and farm, it has been very difficult to estimate with any degree of accuracy the amounts that will be required, but after conferring with many of the leading merchants in various lines I have submitted for your approval the following: For the Public Hospital for Insane, New Westminster, $156,964; for the Mental Hospital, Essondale, $206,020.72; for Colony Farm, $37,935; and for the nursery, $8,880. We have based the above estimates upon a *per capita* cost of $240 per annum, which is some $9 higher than the cost for the year 1916.

REQUIREMENTS.

I have further submitted for your approval estimates as follows:—

Acute or Admission Building	$175,000 00
Residence for Assistant Medical Superintendent	4,000 00
Six cottages for employees who should always be on the premises, $1,200 each	7,200 00
Installation of new bake-oven	3,000 00
New piggery	3,000 00
Clearing land	4,500 00

All of the above are most urgently needed if we are to carry on the work with any degree of efficiency.

COLONY FARM.

As our farm is maintained under a separate vote, although essentially a part of the Hospitals, I feel that I should, in a sense, make my report under a separate heading. It is now conceded by all authorities that a farm is necessary to carry out a line of treatment which requires outdoor occupation, as well as to supply suitable farm produce, as vegetables, milk, butter, etc.

During the past year we have disposed of a great many of our horses which were not required for farm-work and which were proving an unprofitable investment. In addition to this, we are now relieved of the Sunbury Farm, that the Hospitals had under lease, and which showed an annual deficit of from $4,000 to $5,000. We are therefore starting our present calendar year under much more favourable conditions.

As our residential population is increasing annually, so, too, must our dairy herd, and realizing this we have not disposed of any females since the fall of 1914, excepting non-producers, or the destruction of any found infected which might be a source of contagion to the herd. This latter procedure we have rigorously observed by semi-annual tests, as well as general inspection. During the above-mentioned time we have increased the females from 99 to 141 head, and hope by the end of the fiscal year 1918-19 to have sufficient milkers not only to supply the requisite amount of milk required by the Hospitals, but also for the manufacture of the greater part, if not all, of the butter used, which amounts to 100 lb. per day.

The herd, as you know, are all registered Holsteins, and are now conceded to equal, if not excel, any other Canadian herd, and, in addition to supplying our own requirements, gives the dairymen of the Province an opportunity of purchasing animals of a high grade which, when intermingled with their own herds, must necessarily prove beneficial.

In addition to the cattle and horses, we are now running some 150 head of sheep, and hope to increase this number as they have proven a profitable investment.

Incorporated in this report you will find a financial report submitted to me by our Bursar, and in this you will see that for the first time since the inception of the farm it has shown an actual profit, and I am sure that in future this should not only continue, but show a material increase, as I am unable to see any reason why we cannot maintain it on a purely commercial basis without in any way interfering with its original object; i.e., that of the care of the mentally afflicted.

I would suggest that the sum of $2,000 be set aside as a contingent or trading account, so that we might be able to purchase feeders to utilize any superfluous feed or pasture that we might have, and these could be sold or used as meat for the Hospitals.

In addition to the above, would it not be feasible to have the moneys received from the sale of stock credited to the Colony Farm vote, so that the Public Accounts would only show the actual profit or deficit, as the case might be?

ACKNOWLEDGMENTS.

I wish to extend to all members of the staff my most sincere thanks for their able assistance in carrying on the work of the Hospitals, as it is only through well co-ordinated action that the best results can be obtained.

To my medical associates, Dr. H. C. Steeves, Assistant Medical Superintendent at New Westminster, and Dr. A. L. Crease, Assistant Medical Superintendent at Essondale, and Dr. E. J. Ryan, Assistant Physician, I feel specially indebted, as at many times during the past year their work has been exceptionally strenuous and trying.

In conclusion, I beg to offer my sincere appreciation to yourself for the able assistance that you have granted me in endeavouring to carry on the work of caring for those cases who must necessarily come under treatment in the Mental Hospitals which are under your Department.

I have the honour to be,
Sir,
Your obedient servant,

J. G. McKAY,
Acting Medical Superintendent.



Greenhouse, New Westminster.

Table A.

Showing the Average Number of Patients in Residence each Year, the Total Amounts spent for Maintenance, and the *Per Capita* Cost.

Year.	Average Number in Residence.	Maintenance Expenditure.	*Per Capita* Cost.
1872 (81 days)	16.57	$ 2,265 25	$616 00
1873	16.07	7,841 94	487 98
1874	16.76	8,232 41	491 20
1875	27.42	9,892 38	360 77
1876	36.41	12,558 18	344 91
1877	34.61	12,917 17	373 26
1878	36.52	13,985 05	382 93
1879	38.17	10,253 72	268 63
1880	45.42	10,552 18	232 32
1881	47.18	10,691 76	226 62
1882	47.86	11,343 65	237 02
1883	48.73	11,829 11	242 75
1884	48.70	11,843 94	243 20
1885	54.67	15,555 87	284 54
1886	59.11	15,334 43	259 42
1887	73.55	15,945 22	216 70
1888	79.43	16,261 06	204 72
1889	71.30	15,657 79	219 60
1890	78.78	17,577 80	223 13
1891	119.87	21,757 03	181 50
1892	125.24	23,518 37	187 80
1893	133 92	25,904 98	193 36
1894	148.64	26,495 83	178 25
1895	162.97	31,587 89	193 83
1896	171.43	32,001 40	186 67
1897	188.91	36,224 76	191 75
1898	216.53	46,420 25	214 38
1899	226.44	54,917 45	242 52
1900	243.24	59,349 20	244 00
1901	269.56	55,406 08	205 54
1902	296.62	55,345 65	186 59
1903	332.23	59,353 57	178 65
1904	351.55	66,052 76	187 89
1905	340.90	63,342 07	185 80
1906	374.57	66,596 69	177 79
1907	419.24	74,874 64	178 59
1908	490.80	90,269 49	183 92
1909	526.85	96,586 32	183 32
1910	563.33	103,900 44	184 43
1911	641.02	126,782 50	197 78
1912	736.72	130,924 06	177 71
1913, M.H., New Westminster	550.54	119,663 71	217 36
1913, M.H., Essondale (9 months)	384.07	71,079 84	184 76
1914, M.H., New Westminster	487.24	125,981 45	258 56
1914, M.H., Essondale	489.07	131,420 44	268 36
1915, M.H., New Westminster	515.74	123,021 70	238 53
1915, M.H., Essondale	560.56	123,878 43	220 99
1916, M.H., New Westminster	524.17	116,052 21	221 40
1916, M.H., Essondale	633.13	155,698 37	245 91
1917, M.H., New Westminster	535.66	124,124 68	231 72
1917, M.H., Essondale	716.35	166,231 51	232 05

TABLE B.

Showing Analysis of the *Per Capita* Cost.

Year.	Salaries.	Provisions.	Clothing.	Fuel and Light.	Furniture.	Medicines.	Miscellaneous.	Total.
1872.....	$279 38	$184 03	$55 81	$22 44	$15 55	$10 18	$49 30	$616 69
1873.....	221 48	166 81	14 55	23 65	21 59	7 74	32 16	487 98
1874.....	231 10	152 10	22 07	23 98	28 36	7 78	25 81	491 20
1875.....	153 82	113 40	13 98	16 88	25 45	6 73	30 51	360 77
1876.....	143 34	114 45	18 68	22 75	17 90	2 86	24 93	344 91
1877.....	177 15	126 75	20 69	4 66	20 75	3 74	19 52	373 26
1878.....	176 16	124 23	30 43	13 94	7 20	9 16	21 82	382 93
1879.....	134 27	95 10	3 25	15 91	6 39	6 31	7 40	268 63
1880.....	111 84	87 71	5 74	14 06	6 00	3 63	3 34	332 32
1881.....	112 44	81 14	6 86	12 73	5 55	2 56	5 34	226 62
1882.....	121 51	84 52	7 05	12 30	4 54	3 49	3 61	237 02
1883.....	123 81	92 56	6 03	11 04	4 26	2 24	2 82	242 75
1884.....	124 02	90 64	7 03	12 43	4 14	2 77	2 18	243 20
1885.....	169 05	84 33	6 33	15 05	3 90	2 93	2 95	284 54
1886.....	159 03	69 35	5 49	16 20	3 72	1 59	4 04	259 42
1887.....	127 80	59 10	5 88	15 38	3 88	93	3 81	216 78
1888.....	118 34	60 47	4 41	13 90	3 11	2 09	2 40	204 72
1889.....	131 70	59 11	7 20	12 93	4 13	2 07	2 46	219 60
1890.....	121 54	62 77	9 02	17 31	4 00	1 29	7 19	223 12
1891.....	88 35	54 79	3 83	20 43	3 40	1 89	8 81	181 50
1892.....	94 25	56 74	4 69	20 53	3 35	1 80	6 42	187 80
1893.....	95 50	53 55	5 43	22 60	3 39	2 69	10 20	193 36
1894.....	87 76	57 07	5 25	18 83	2 98	1 43	4 93	178 25
1895.....	90 83	61 15	9 90	20 41	2 51	3 10	5 93	193 83
1896.....	89 13	55 93	6 30	20 29	2 56	3 63	8 83	186 67
1897.....	89 09	58 18	8 36	19 11	2 95	3 86	10 20	191 75
1898.....	94 68	69 43	9 94	21 82	2 76	5 12	10 62	214 37
1899.....	113 31	72 91	8 31	33 96	2 50	2 73	8 80	242 52
1900.....	116 04	72 62	9 06	32 10	2 15	1 71	10 32	244 00
1901.....	99 16	66 65	10 12	18 52	3 25	1 07	6 77	205 54
1902.....	87 47	61 13	7 95	15 25	4 13	1 20	9 46	186 59
1903.....	82 36	57 86	8 58	14 77	3 24	1 91	9 93	178 65
1904.....	87 43	60 01	6 85	17 84	4 48	2 10	9 18	187 89
1905.....	92 17	54 09	5 99	17 93	3 83	2 03	9 76	185 80
1906.....	88 76	53 15	5 16	15 92	3 57	1 21	10 02	177 79
1907.....	89 18	48 47	5 81	19 82	3 02	1 57	10 72	178 59
1908.....	90 93	49 17	6 61	17 63	4 56	1 79	13 23	183 92
1909.....	94 27	53 41	8 16	13 02	2 78	84	10 84	183 32
1910.....	95 97	48 43	7 87	21 32	2 02	1 15	7 67	184 43
1911.....	97 44	58 08	9 39	18 84	1 12	1 87	11 04	197 78
1912.....	78 40	56 37	10 09	19 36	1 79	1 50	10 20	177 71
1913, M.H., New West.	102 37	54 07	9 43	25 27	4 74	3 21	18 27	217 36
1913, M.H., Essondale.	93 56	49 90	5 50	25 13	55	1 02	14 10	184 76
1914, M.H., New West.	115 72	68 15	2 99	24 13	69	2 64	44 24	258 56
1914, M.H., Essondale.	113 06	81 42	15 49	28 93	4 14	1 19	24 13	268 36
1915, M.H., New West.	110 94	64 32	7 57	20 30	....	1 88	33 52	238 53
1915, M.H., Essondale.	95 25	62 84	9 44	24 87	1 14	56	26 89	220 99
1916, M.H., New West.	105 89	74 96	2 58	18 52	....	1 45	18 00	221 40
1916, M.H., Essondale.	89 26	75 18	17 76	26 96	4 98	42	31 35	245 91
1917, M.H., New West.	103 41	72 20	10 52	18 29	....	2 38	24 92	231 72
1917, M.H., Essondale.	83 57	79 98	18 92	23 39	4 77	81	20 61	232 05

Table C.

Showing the Total Expenditure of the Mental Hospital annually since its Inception, analysed under its Various Headings.

Year.	Salaries.	Provisions.	Clothing.	Fuel and Light.	Furniture (estimat'd)	Medicines, etc.	Miscellaneous.	Total of Current Expenditure.	Expenditure on Capital Account.			
									New Furniture.	Library.	Surgical Instruments.	Lands and Works.
1872-87	$91,899 70	$59,567 24	$6,482 84	$9,317 03	$5,331 52	$2,307 04	$6,131 55	$181,042 26	$2,600 00	.....	.....	$917 26
1888	9,399 96	4,803 57	350 17	1,103 86	247 24	165 60	190 66	16,261 06	.....	.....	$ 32 00	224 34
1889	9,390 62	4,214 19	513 73	922 00	293 69	147 76	175 80	15,657 79	.....	.....	.....	625 56
1890	9,575 13	4,945 57	710 64	1,363 52	315 28	101 90	565 96	17,577 80	2,800 00	.....	.....	2,181 91
1891	10,590 28	6,568 27	459 58	2,449 09	406 84	226 31	1,056 66	21,757 03	900 00	.....	.....	1,001 86
1892	11,803 83	7,106 64	587 48	2,571 26	418 82	226 19	804 15	23,518 37	.....	.....	.....	433 99
1893	12,790 28	7,172 53	729 38	3,029 00	452 55	362 08	1,369 16	25,904 98	650 00	$ 19 00	10 75	718 49
1894	13,044 16	8,492 53	771 05	2,799 87	442 69	212 86	732 67	26,495 83	200 00	.....	.....	170 32
1895	14,802 47	9,963 54	1,611 96	3,324 54	419 01	502 90	963 47	31,587 89	1,800 00	.....	.....	1,915 28
1896	15,280 62	9,588 22	1,079 85	3,479 46	439 36	623 24	1,511 05	32,001 40	800 00	.....	148 01	1,126 74
1897	16,829 76	10,991 05	1,579 08	3,610 03	557 97	728 73	1,928 14	36,224 76	1,200 00	5 15	19 00	848 38
1898	20,502 31	15,032 71	2,153 11	4,725 96	598 05	1,109 66	2,298 45	46,420 25	2,700 00	.....	6 39	5,320 30
1899	25,658 15	16,511 05	1,882 13	7,690 35	566 86	617 27	1,991 64	54,917 45	1,300 00	8 60	.....	2,518 80
1900	28,224 96	17,665 60	2,203 97	7,807 15	521 96	415 10	2,510 46	59,349 20	2,400 00	29 10	11 89	1,806 10
1901	26,729 01	17,967 31	2,727 11	4,993 67	875 30	288 40	1,823 28	55,406 08	1,840 53	25 10	14 65	5,175 20
1902	25,945 89	18,132 13	2,359 90	4,525 45	1,221 87	354 38	2,806 03	55,345 65	1,157 47	104 20	19 20	5,561 42
1903	27,362 37	19,222 50	2,850 19	4,906 22	1,077 73	634 16	3,300 40	59,353 57	1,723 70	111 48	9 00	8,426 70
1904	30,735 95	21,096 19	2,409 34	6,271 55	1,574 84	738 85	3,226 04	66,052 76	1,463 48	132 53	16 95	4,593 88
1905	31,421 45	18,437 99	2,043 45	6,110 76	1,306 22	693 49	3,328 71	63,342 07	1,711 84	91 47	69 15	3,981 72
1906	33,243 80	19,908 19	1,934 15	5,965 32	1,337 80	453 41	3,754 02	66,596 69	1,365 76	100 30	114 16	5,564 03
1907	37,394 21	20,326 99	2,439 64	8,314 36	1,265 63	655 66	4,498 15	74,874 64	4,352 22	150 88	144 63	9,410 66
1908	44,626 20	24,132 49	3,244 77	8,652 81	2,239 68	877 40	6,496 14	90,269 49	5,646 86	127 50	91 01	10,775 00
1909	49,665 85	28,142 65	4,298 91	6,856 11	1,465 79	441 59	5,715 42	96,586 32	2,598 95	89 58	21 30	16,615 10
1910	54,049 80	27,278 49	4,437 29	12,014 30	1,141 57	653 09	4,325 90	103,900 44	4,043 58	139 76	9 50	12,465 08
1911	62,453 00	37,229 56	6,020 57	12,079 62	722 10	1,200 92	7,076 73	126,782 50	11,169 78	154 75	43 82	14,429 02
1912	57,755 68	41,531 72	7,433 68	14,266 18	1,318 66	1,105 82	7,512 32	130,924 06	4,477 21	187 46	301 15	13,144 06
1913, New Westminster	56,359 76	29,767 27	5,191 33	13,909 72	2,608 03	1,767 42	10,060 18	119,663 71	4,697 77	131 93	69 13	17,701 00
1913, Essondale. (9 mos.)	35,993 98	17,271 35	2,117 73	9,669 99	208 76	395 80	5,422 23	71,079 84	46,680 54	212 79	.....	14,904 63
1914, New Westminster	56,381 62	33,204 11	1,455 28	11,758 11	338 03	1,286 68	21,557 62	125,981 45	.....	4,417 50	.....	10,117 16
1914, Essondale	55,364 40	39,873 66	7,585 71	14,168 66	2,026 29	584 23	11,817 49	131,420 44	1,087 31	.....	.....	4,236 37
1915, Essondale	53,392 50	35,225 51	5,287 03	13,942 39	639 67	316 87	15,074 46	123,878 43	841 31	.....	.....	4,628 99
1915, New Westminster	57,217 21	33,174 90	3,902 49	10,469 03	.....	969 58	17,288 49	123,021 70	1,044 11	.....	.....	5,910 38
1916, New Westminster	55,501 35	39,294 07	1,349 48	9,696 04	.....	777 94	9,433 33	116,052 21	1,395 09	.....	.....	8,623 88
1916, Essondale	56,515 64	47,601 27	11,242 29	17,066 96	3,154 13	268 96	19,849 12	155,698 37	2,418 80	.....	.....	14,402 82
1917, New Westminster	55,393 19	38,674 92	5,639 40	9,795 36	.....	1,275 54	13,346 27	124,124 68	1,538 13	.....	.....	3,455 96
1917, Essondale	59,862 30	57,294 25	13,555 03	16,759 02	3,415 42	578 58	14,766 91	166,231 51	1,611 63	.....	.....	10,515 80

TABLE D.

Summary Statement showing the Gross and Net *Per Capita* Cost of Insane Patients to the Province in both Institutions.

Public Hospital for Insane, New Westminster—			
Total maintenance vouchers (12 months)		$127,030 73	
Colony Farm Account, milk, cream, butter, and vegetables		5,862 57	
Mental Hospital Account, milk, butter, eggs, bacon, honey, etc.		478 22	
Mental Hospital Account, cordwood		161 00	
Nursery Account, vegetables		498 60	
Inventory of stock on hand, January 1st, 1917		4,067 13	
		$138,098 25	
Less Tailors' Department Account, clothing to Essondale	$ 5,904 26		
„ Shoemakers' Account, boots, slippers, etc., to Essondale	989 50		
„ live hogs supplied, Essondale	2,090 50		
„ inventory of stock on hand, December 31st, 1917	4,989 66		
		13,973 92	
			$124,124 33
Mental Hospital, Essondale—			
Total maintenance vouchers (12 months)		$154,651 75	
Colony Farm Account, milk, butter, feed, and vegetables		11,023 40	
Nursery Account, fruit, vegetables, and flowers		8,028 89	
City Institution Account, clothing		5,904 26	
„ „ boots and slippers		989 50	
„ „ live hogs supplied		2,090 50	
Inventories, January 1st, 1917, stock, stores, coal, tools, etc.		7,482 88	
„ „ „ 38 hogs, 8,690 lb. at 9c.		782 10	
		$190,863 28	
Less supplies to City Institution (*see* contra)	$ 639 22		
„ board supplied Colony Farm employees, etc.	5,329 92		
„ „ nursery employees	821 25		
„ „ public works employees	2,871 25		
„ inventory, December 31st, 1917, store, wards, tools, etc.	11,392 08		
„ inventory, December 31st, 1917, coal and wood	1,917 50		
„ inventory, December 31st, 1917, 44 hogs, 8,320 lb. at 14c.	1,164 80		
„ supplied to nursery	495 75		
		24,631 77	
			166,231 51
Total net expenditure for both institutions (12 months)			$290,355 84
Less revenue collected and remitted to Treasury—			
Public Hospital for Insane, New Westminster		$21,435 93	
Mental Hospital, Essondale		25,350 09	
			46,786 02
Total net charge to Province of both institutions			$243,569 82

Showing a net yearly *per capita* cost of $194.54, or 53.28 cents daily to the Province.

Revenue.

1873	$1,440 99	1889	$ 220 00	1905	16,613 18
1874	680 00	1890	599 24	1906	19,058 42
1875	1,342 60	1891	761 15	1907	20,753 35
1876	730 31	1892	2,418 43	1908	25,807 83
1877	799 91	1893	1,585 40	1909	25,845 65
1878	479 42	1894	2,709 53	1910	26,137 38
1879	867 38	1895	4,409 23	1911	30,100 20
1880	1,433 04	1896	3,741 71	1912	35,151 97
1881	614 99	1897	3,816 80	1913	40,756 56
1882	505 18	1898	4,003 79	1914	42,731 83
1883	298 24	1899	4,769 04	1915, New West.	18,046 21
1884	98 35	1900	6,893 33	1915, Essondale.	16,329 72
1885	.....	1901	12,800 76	1916, New West.	18,135 91
1886	50 00	1902	10,926 23	1916, Essondale.	21,889 74
1887	720 59	1903	13,639 64	1917, New West.	21,435 93
1888	750 00	1904	$15,004 22	1917, Essondale.	25,350 09

LABORATORY REPORT.

LABORATORY OF PROVINCIAL MENTAL HOSPITAL,
ESSONDALE, B.C., December 31st, 1917.

J. G. McKay, M.D.,
Acting Medical Superintendent, Hospital.

SIR,—I beg to report that the Laboratory was reopened on December 1st, and during the month the following work was accomplished:—

One hundred and ten patients were immunized against typhoid and para-typhoids (*a*) and (*b*) by the use of mixed vaccines of the above bacteria. Media used in bacterial analyses were freshly made up, and also the reagents required for the Wassermann reaction. In addition to this, the routine work carried out was as follows:—

Blood examinations—	
Complete counts	2
For malaria	1
Wassermann test for syphilis	109
Cultures from nose and throat	944
Fluids, pleural	1
Miscellaneous—	
Urinalyses	19
Widal reactions	10
Sections from autopsy and surgical operations	4
Smears—	
From chancre	1
From urethra	2

I have, etc.,

A. L. CREASE,
Assistant Medical Superintendent and Pathologist.

Scenes from Farm and Nursery.

DENTAL REPORT.

Public Hospital for the Insane,
New Westminster, B.C., January 31st, 1918.

Dr. J. G. McKay,
Acting Medical Superintendent, Public Hospital for the Insane,
New Westminster, B.C.

Sir,—I beg to report the following dental work done on patients in the Mental Hospitals, New Westminster and Essondale, during the year 1917:—

Pyrrhœa treatments	16
Extractions	522
Cleanings	78
Amalgam fillings	113
Synth. porcelain fillings	7
Cement fillings	19
Root fillings	13
Plates	27
Repairs, bridge	2
Repairs, plates	16
Abscesses treated	10

I have, etc.,

Frank P. Smith, D.D.S.

STATISTICAL TABLES.

TABLE No. 1.

Showing the Operations of the Hospitals, New Westminster and Essondale, for the Year 1917, in Summary Form.

Movement of Population.	Male.	Female.	Total.	Total. Male.	Total. Female.	Total. Total.
In residence, New Westminster, December 31st, 1916	209	309	518			
" Essondale, December 31st, 1916	687	..	687			
On probation, carried forward from 1916, New Westminster	18	34	52			
" " " Essondale	15	..	15			
Escaped, carried forward from 1916, New Westminster	4	..	4			
" " Essondale	3	..	3	936	343	1,279
Admitted during 1917—						
By ordinary forms	238	124	362			
By urgency forms	5	..	5			
From the Yukon	2	2	4	245	126	371
Total under treatment, New Westminster and Essondale, for year 1917.	..	..	..	1,181	469	1,650
Discharged during 1917:						
From New Westminster—						
As recovered	31	38	69			
As improved	10	8	18			
As unimproved	12	15	27			
On probation and still out	9	33	42			
Escaped, but not discharged	8	..	8			
Died	34	26	60			
	104	120	224			
From Essondale—						
As recovered	19	..	19			
As improved	22	..	22			
As unimproved	11	..	11			
On probation and still out	22	..	22			
Escaped, but not discharged	5	..	5			
Died	46	..	46			
	125	..	125			
Total discharged from New Westminster and Essondale	..	..	..	229	120	349
Total in residence, New Westminster and Essondale, December 31st, 1917	..	..	..	952	349	1,301
New Westminster—						
Total on books, December 31st, 1916	231	343	574			
Admissions during 1917	245	126	371			
Returned from Essondale	11	..	11	487	469	956
Discharged during 1917	104	120	224			
Transferred to Essondale during 1917	170	..	170	274	120	394
Total in residence, New Westminster, December 31st, 1917	..	..	..	213	349	562
Essondale—						
Total on books, December 31st, 1916	705	..	705			
Transferred from New Westminster during 1917	170	..	170	875	..	875
Discharged during 1917	125	..	125			
Returned to New Westminster during 1917	11	..	11	136	..	136
Total in residence, Essondale, December 31st, 1917	..	..	..	739	..	739
Total in residence, New Westminster, December 31st, 1917	..	..	..	213	349	562
Grand total in residence, New Westminster and Essondale, Dec. 31st, 1917.	..	..	..	952	349	1,301

Daily average population	1,252.01
Maximum number present any one day	1,305.00
Minimum " "	1,204.00
Percentage of discharges on admissions	44.74
" recoveries on admissions	23.72
" deaths on whole number under treatment	6.42

Table No. 2.

Showing in Summary Form the Operations of the Hospital since its Inception.

Year.	Admissions.	Discharges.		Deaths.	Number Resident at the Close of each Year.	Increase.	Decrease.	Whole Number treated.	Percentage of Recoveries to Admissions.	Percentage of Discharges to Admissions (Deaths excluded).	Percentage of Deaths to Whole Number under Treatment.
		Recovered.	Not recovered.								
1872	18	1	..	1	16	..	..	18	5.55	5.55	5.55
1873	15	10	2	5	14	..	2	31	66.66	80.00	16.12
1874	12	4	..	3	19	5	..	26	33.33	33.33	11.53
1875	29	3	3	10	32	13	..	48	10.34	26.89	20.83
1876	22	11	3	5	35	3	..	54	50.00	63.63	9.35
1877	14	4	4	3	38	3	..	49	28.57	78.57	6.12
1878	16	7	3	8	36	..	2	54	43.75	62.50	16.16
1879	18	4	1	8	41	5	..	54	22.22	27.77	14.81
1880	17	5	..	5	48	7	..	58	29.41	29.41	8.62
1881	13	5	3	5	48	..	..	61	38.46	61.54	8.19
1882	7	3	1	2	49	1	..	55	42.85	57.14	3.63
1883	8	4	1	3	49	..	..	57	50.00	62.50	5.26
1884	10	2	4	2	51	2	..	59	20.00	60.00	3.33
1885	20	5	..	5	61	10	..	71	25.00	25.00	6.94
1886	27	10	6	6	66	5	..	88	37.03	59.25	6.81
1887	36	15	5	5	77	11	..	102	41.66	55.55	4.80
1888	26	12	6	3	82	5	..	103	46.15	69.23	2.87
1889	41	14	5	4	100	18	..	123	34.15	46.34	3.25
1890	52	17	6	12	117	17	..	152	32.69	44.23	7.64
1891	49	19	4	20	123	6	..	166	38.77	46.94	11.69
1892	52	17	10	13	135	12	..	175	32.69	51.92	6.95
1893	44	14	18	14	133	..	2	179	31.81	72.72	7.60
1894	80	13	19	19	162	29	..	213	16.25	40.00	8.92
1895	62	29	11	20	164	2	..	224	46.77	64.51	8.92
1896	64	23	25	9	171	7	..	228	35.93	75.00	3.94
1897	74	20	8	14	203	32	..	246	27.03	37.83	5.69
1898	81	27	13	19	221	18	..	285	33.33	49.38	6.66
1899	101	31	32	21	234	13	..	327	30.69	62.37	6.42
1900	113	38	27	29	258	24	..	356	33.63	57.52	8.14
1901	115	40	20	25	284	26	..	377	34.78	52.17	6.63
1902	121	30	31	25	311	27	..	413	24.79	50.41	6.06
1903	139	38	37	26	349	38	..	466	27.34	53.96	5.57
1904	115	46	26	26	321	..	28	480	40.00	62.61	5.42
1905	123	43	33	27	348	27	..	505	33.33	61.78	5.34
1906	150	36*	43	28	388	43	..	552	23.03	52.06	5.04
1907	221	48	43	39	461	73	.	666	21.30	41.20	5.08
1908	230	68*	56	57	507	46	..	765	28.30	53.90	7.44
1909	232	73†	77	40	536	29	..	816	31.00	64.60	6.40
1910	280	84	82	41	595	48	..	896	30.00	59.28	4.57
1911	332	67‡	114	60	690	105	..	1,034	19.57	54.42	5.83
1912	375	74*	128	76	752	62	.	1,065	18.90	53.80	7.02
1913	380	90‖	146	67	919	167	..	1,264	22.63	62.10	5.30
1914	402	58	126	74	1,027	108	..	1,364	14.43	45.77	5.43
1915	332	83	91	89	1,090	63	..	1,437	25.00	52.41	6.19
1916	353	73†	96	80	1,205	115	..	1,527	20.68	47.87	5.24
1917	371	88	78	106	1,301	96	..	1,650	23.72	44.74	6.42

* Three not insane. † One not insane. ‡ Two not insane ‖ Four not insane.

TABLE No. 3A.

Showing the Number of Admissions, Discharges, and Deaths during 1917, New Westminster.

Months.	Admissions.			Discharges.			Deaths.		
	Male.	Female.	Total.	Male.	Female.	Total.	Male.	Female.	Total.
January	24	9	33	2	..	2	2	5	7
February	15	10	25	1	..	1	2	2	4
March	15	13	28	4	15	19	2	1	3
April	22	14	36	1	..	1	2	..	2
May	18	3	21	7	8	15	3	2	5
June	18	14	32	1	2	3	5	2	7
July	24	6	30	7	12	19	2	2	4
August	19	14	33	1	1	2	..	4	4
September	20	8	28	1	..	1	..	2	2
October	23	17	40	2	1	3	3	3	6
November	26	7	33	1	..	1	4	1	5
December	21	11	32	25	22	47	9	2	11
Totals	245	126	371	53	61	114	34	26	60

TABLE No. 3B.

Showing Number of Admissions, Discharges, and Deaths during 1917, Essondale.

Months.	Admissions, Males only.	Discharges, Males only.	Deaths, Males only.
January	21	1	6
February	12	..	..
March	12	1	5
April	17	12	6
May	12	4	3
June	6	6	5
July	19	1	6
August	13	..	2
September	15	..	1
October	17	..	7
November	19	22	2
December	7	5	3
Totals	170	52	46

Table No. 4.

Showing the Civil State of Patients admitted during 1917.

Civil State.	Male.	Female.	Total.
Single	163	32	195
Married	69	85	154
Widowed	12	9	21
Divorced	1	..	1
Totals	245	126	371

Table No. 5.

Showing the Religious Denominations of those admitted during 1917.

Religious Denomination.	Male.	Female.	Total.
Agnostic	1	..	1
Atheist	1	..	1
Confucian	10	..	10
Greek	6	..	6
Hebrew	1	2	3
Hindu	4	..	4
Protestant, various denominations	160	98	258
Roman Catholic	54	20	74
Shinto	3	..	3
Unknown	2	1	3
No religion	3	5	8
Totals	245	126	371

Table No. 6.

Showing the Degree of Education of those admitted during 1917.

Degree of Education.	Male.	Female.	Total.
Superior	11	5	16
Common school	206	102	308
Very little	13	5	18
None	14	13	27
Unknown	1	1	2
Totals	245	126	371

TABLE No. 7.

Showing the Nationality of those admitted during 1917.

Nationality.	Male.	Female.	Total.
Alsace	..	1	1
Australia	2	..	2
Austria	12	..	12
Barbados	1	..	1
Bavaria	1	..	1
China	11	..	11
Denmark	4	2	6
England	58	42	100
Finland	4	3	7
France	..	1	1
Germany	9	1	10
Hungary	1	..	1
India	5	..	5
Ireland	9	7	16
Italy	9	4	13
Japan	3	..	3
Newfoundland	1	1	2
Norway	7	1	8
Poland	1	..	1
Russia	2	..	2
Scotland	18	8	26
South Africa	..	1	1
Sweden	4	1	5
Syria	..	1	1
United States	18	12	30
Wales	2	..	2
Yukon	..	1	1
Unknown	..	2	2
Canada—			
Alberta	1	..	1
British Columbia	19	13	32
Manitoba	3	4	7
New Brunswick	6	2	8
Nova Scotia	5	3	8
Ontario	20	9	29
Prince Edward Island	3	1	4
Quebec	6	5	11
Totals	245	126	371

Table No. 8.

Showing what Districts contributed Patients during 1917.

Place of Residence at Time of Committal.	Male.	Female.	Total.
Agassiz	1	..	1
Alberni	1	..	1
Alert Bay	1	..	1
Alice Arm	1	..	1
Anyox	..	1	1
Ashcroft	1	..	1
Burnaby	..	2	2
Burquitlam	1	..	1
Bridesville	2	..	2
Calgary, Alta.	..	2	2
Campbell River	..	1	1
Chilliwack	1	2	3
Clinton	1	..	1
Collingwood	1	1	2
Colquitz	1	..	1
Cowichan	1	1	2
Cumberland	1	..	1
Dawson, Y.T.	1	..	1
Deep Bay	1	..	1
Duncan	2	..	2
East Burnaby	..	1	1
Edgewood	1	..	1
Edmonds	1	..	1
Enderby	1	..	1
Esquimalt	3	1	4
Excelsior Creek, Y.T.	..	1	1
Fernie	1	..	1
Fort St. James	1	..	1
Fraser Mills	2	..	2
Gabriola Island	1	..	1
Golden	1	..	1
Granby	1	..	1
Granby Bay	1	..	1
Grand Forks	2	..	2
Greenwood	2	..	2
Harriet Bay	1	..	1
Hedley	1	..	1
Inisfree, Alta.	..	1	1
James Island	..	1	1
Kamloops	5	1	6
Kaslo	..	1	1
Kelowna	1	1	2
Ladner	2	..	2
Ladysmith	2	1	3
Langley	1	..	1
Lawn Hill	1	..	1
Lulu Island	1	1	2
Lund	1	..	1
Mara Lake	1	..	1
Matsqui	1	..	1
Merritt	2	..	2
Mission City	2	1	3
Morgan Creek	..	1	1
Morrissey	3	..	3
Mount Tolmie	1	..	1
Nanaimo	1	2	3
Nelson	6	2	8
New Westminster	9	4	13
Nicola	1	..	1
North Vancouver	4	5	9
Ocean Falls	1	..	1
150-Mile House	1	..	1
Parksville	..	1	1
Pemberton Meadows Reserve	..	1	1

TABLE No. 8—*Concluded.*

Place of Residence at Time of Committal.	Male.	Female.	Total.
Penticton	1	1	2
Point Grey	1	2	3
Port Moody	1	..	1
Port Stanley, Ont.	1	..	1
Prince Rupert	4	..	4
Princeton	2	..	2
Quatsino	1	..	1
Revelstoke	3	2	5
Riska Creek	1	..	1
Rossland	1	2	3
Royal Oak	1	..	1
Ruskin	1	..	1
Salmon Arm	1	..	1
Saanich	2	4	6
Savona	..	1	1
Selkirk, Y.T.	..	1	1
Sidney	1	..	1
South Vancouver	5	6	11
South Wellington	1	..	1
Stark Falls	1	..	1
Stevesville, Alta	1	..	1
Sullivan	1	..	1
Terrace	..	1	1
Trail	2	..	2
Ucluelet	1	..	1
Vancouver	94	53	147
Vernon	4	..	4
Victoria	26	15	41
Wasa	1	..	1
White Horse, Y.T.	1	1	2
Totals	245	126	371



Mental Hospital, Essondale.

Table No. 9.

Showing the Occupations of those admitted during 1917.

Occupation.	Male.	Female.	Total.
Accountant	2	..	2
Agent	3	1	4
Apprentice	1	..	1
Architect	2	..	2
Baker	3	..	3
Barber	1	.	1
Barrister	1	.	1
Bar-tender	1	..	1
Blacksmith	6	..	6
Book-keeper	1	1	2
Broker	1	..	1
Butcher	1	..	1
Carpenter	6	..	6
Chef	1	..	1
Clerk	7	..	7
Collector	1	..	1
Contractor	1	..	1
Cook	2	..	2
Cruiser	1	..	1
Domestic	..	7	7
Draper	1	..	1
Dressmaker	..	1	1
Druggist	1	..	1
Electrician	3	..	3
Engineer	6	..	6
Farmer	12	..	12
Fireman	3	..	3
Foreman	1	..	1
Gardener	1	..	1
Grocer	1	..	1
Housekeeper	..	9	9
Housewife	..	86	86
Interpreter	1	..	1
Janitor	1	..	1
Journalist	..	1	1
Junk-dealer	1	..	1
Labourer	94	..	94
Logger	9	..	9
Longshoreman	1	..	1
Machinist	2	..	2
Merchant	3	..	3
Miner	15	..	15
Nurse	..	1	1
Painter	1	..	1
Physician	1	..	1
Plumber	1	..	1
Rancher	11	..	11
Rug-weaver	1	..	1
Sailor	4	..	4
Shoemaker	1	..	1
Sign-writer	1	..	1
Smelterman	2	..	2
Steam-fitter	1	..	1
Stoker	1	..	1
Stone-cutter	1	..	1
Storekeeper	1	..	1
Student	..	1	1
Tailor	2	..	2
Teacher	1	2	3
Teamster	1	..	1
No occupation	16	16	32
Totals	245	126	371

TABLE No. 10.

Showing the Age of those admitted during 1917.

Age.	Male.	Female.	Total.
Under 15 years	4	3	7
From 15 to 20 years	12	3	15
" 20 to 25 "	19	8	27
" 25 to 30 "	19	10	29
" 30 to 35 "	40	18	58
" 35 to 40 "	42	22	64
" 40 to 45 "	33	16	49
" 45 to 50 "	23	9	32
" 50 to 55 "	16	19	35
" 55 to 60 "	10	4	14
" 60 to 65 "	9	4	13
" 65 to 70 "	9	6	15
" 70 to 75 "	5	3	8
" 75 to 80 "	1	1	2
Over 80 years	3	..	3
Totals	245	126	371

TABLE No. 11.

Showing the Number of Attacks in those admitted during 1917.

Number of Attacks.	Male.	Female.	Total.
First	194	97	291
Second	39	24	63
Third	6	4	10
Fifth	1	..	1
Several	1	1	2
Unknown	4	..	4
Totals	245	126	371

TABLE No. 12.

Showing the Alleged Duration of Attack prior to Admission.

Duration of Attack.	Male.	Female.	Total.
Under 1 week	30	15	45
From 1 " to 1 month	84	45	129
" 1 to 3 months	36	24	60
" 3 to 6 "	15	9	24
" 6 to 12 "	13	2	15
" 1 to 2 years	13	4	17
" 2 to 5 "	3	6	9
" 5 to 10 "	4	4	8
" 10 to 15 "	3	2	5
Over 15 years	10	6	16
Unknown	34	9	43
Totals	245	126	371

Table No. 13.

Showing Statistics of Heredity in those admitted during 1917.

Heredity.	Male.	Female.	Total.
Paternal branch	17	6	23
Maternal branch	9	12	21
Lateral branches	12	11	23
Heredity, inferred	8	3	11
Unknown	199	94	293
Totals	245	126	371

Table No. 14.

Showing the Alleged Exciting Cause of Attack of Insanity in those admitted during 1917.

Alleged Cause.	Male.	Female.	Total.
Alcohol	18	4	22
Arteriosclerosis	2	1	3
Cardiorenal disease	1	..	1
Cerebral embolism	..	2	2
Drugs	3	1	4
Epilepsy	6	..	6
Hemiplegia	..	1	1
Heredity, ascertained	38	29	67
Heredity, inferred	8	3	11
Menopause	..	3	3
Old age	21	11	32
Overstudy	..	1	1
Pregnancy	..	1	1
Seclusion	4	..	4
Strain of military service	1	..	1
Syphilis	23	8	31
Traumatic	3	1	4
Worry	2	2	4
Unknown	115	58	173
Totals	245	126	371

Table No. 15.

Showing the State of Bodily Health of those admitted during 1917.

Bodily Condition.	Male.	Female.	Total.
In average bodily health	218	91	309
In reduced health	21	31	52
In greatly reduced health	6	4	10
Totals	245	126	371

TABLE No. 16.

Showing the Form of Mental Disorder in those admitted during 1917.

Form of Disorder.	Male.	Female.	Total.
Arteriosclerotic hallucinosis	1	..	1
Cerebral syphilis	1	1	2
Dementia præcox	59	23	82
Epileptic insanity	7	..	7
General paresis	20	6	26
Idiocy and imbecility	14	12	26
Mania, acute	1	1	2
Mania, depressive condition	80	52	132
Melancholia	1	1	2
Paranoia	11	9	20
Senile dementia	25	11	36
Terminal dementia	3	..	3
Toxic insanity	21	10	31
Traumatic insanity	1	..	1
Totals	245	126	371

TABLE No. 17A.

Showing the Number allowed out on Probation and Results during 1917, New Westminster.

Results.	Male.	Female.	Total.
Discharged recovered	19	18	37
" improved	4	3	7
" unimproved	5	6	11
Returned to Hospital	3	13	16
Still out at close of year	9	32	41
Totals	40	72	112

TABLE No. 17B.

Showing the Number allowed out on Probation and Results during 1917, Essondale.

Results.	Males only.
Discharged recovered	11
" improved	11
" unimproved	3
Returned to Hospital	1
Still out at close of year	22
Total	48

Table No. 18a.

Showing the Alleged Duration of Insanity prior to Admission in those discharged from New Westminster during 1917.

Duration of Insanity.	Male.	Female.	Total.
Less than 1 week	10	7	17
" 1 month	10	17	27
From 1 to 2 months	6	9	15
" 2 to 3 "	..	2	2
" 3 to 6 "	1	3	4
" 6 to 12 "	3	2	5
" 1 to 2 years	3	1	4
" 2 to 3 "	1	2	3
Over 3 years	1	3	4
Unknown	18	15	33
Totals	53	61	114

Table No. 18b.

Showing the Alleged Duration of Insanity prior to Admission in those discharged from Essondale during 1917.

Duration of Insanity.	Males only.
Less than 1 week	11
" 1 month	12
From 1 to 2 months	9
" 3 " 6 "	4
" 1 " 2 years	1
Unknown	15
Total	52

TABLE No. 19A.

Showing the Length of Residence of those who were discharged from New Westminster during 1917.

Length of Residence.	Discharged recovered.	Discharged improved.	Discharged unimproved.
Less than 1 month	11	2	9
From 1 to 2 months	12	2	3
" 2 " 3 "	12	1	5
" 3 " 4 "	5	3	2
" 4 " 5 "	6	1	..
" 5 " 6 "	2	1	2
" 6 " 9 "	8	3	2
" 9 " 12 "	5	3	..
" 1 " 2 years	4	1	1
" 2 " 3 "	1	..	3
" 3 " 4 "	1	..	..
" 4 " 5 "	1	..	..
" 5 " 6 "	..	1	..
" 9 " 10 "	1	..	..
Totals	69	18	27

TABLE No. 19B.

Showing the Length of Residence of those who were discharged from Essondale during 1917.

Length of Residence.	Discharged recovered.	Discharged improved.	Discharged unimproved.
From 1 to 2 months	1	4	2
" 3 " 4 "	3	5	4
" 5 " 6 "	2	..	..
" 6 " 9 "	4	3	1
" 9 " 12 "	2	2	..
" 1 " 2 years	4	4	..
" 2 " 3 "	2	2	2
" 3 " 4 "	..	1	..
" 4 " 5 "	..	1	2
" 7 " 8 "	1	..	..
Over 8 years	..	..	..
Totals	19	22	11

Table No. 20a.

Records of Deaths for the Year 1917, New Westminster.

Register No.	Initials.	Sex.	Age.	Time in Hospital.			Certified Cause.
				Years.	Months.	Days.	
4987	T. P.	M.	72	..	..	6	Cerebral embolism.
4625	R. J. M.	F.	30	1	..	27	General paresis.
1558	E. M.	F.	47	12	3	3	Status epilepticus.
3938	E. C.	F.	69	2	11	17	Exhaustion of senile dementia.
2877	E. T.	F.	62	5	10	14	Endocarditis and myocarditis.
5019	M. H.	F.	69	..	..	7	Exhaustion of senile dementia.
4784	E. B.	M.	6	..	8	12	Pulmonary tuberculosis.
4388	C. R. S.	F.	46	1	10	27	General paresis.
3081	P. W.	M.	48	6	1	9	Pulmonary tuberculosis.
4731	C. A. B.	F.	87	..	10	24	Exhaustion of senile dementia.
4919	F. N. P.	M.	16	..	4	26	Insufflation suffocation.
4856	J. K.	M.	44	..	7	24	Pernicious anæmia.
5037	E. R.	M.	23	..	1	17	Exhaustion of acute mania.
4375	E. M. G.	F.	65	2	..	25	General paresis.
5093	A. A.	M.	36	..	..	12	Cerebral tuberculosis.
5102	J. A.	M.	74	..	..	5	Bronchopneumonia.
5106	M. G. H.	F.	39	..	..	21	General paresis.
3654	R. E.	M.	37	4	..	24	Pulmonary tuberculosis.
1662	K. C.	M.	59	11	9	5	Exhaustion of epileptic dementia.
5131	E. L. C.	M.	39	..	..	7	General paresis.
3122	A. H.	F.	75	5	6	1	Gangrene.
4298	T. S. B.	M.	24	2	5	16	Uremia.
4240	A. J. D.	F.	74	2	7	25	Exhaustion of senile dementia.
4457	R. H. B.	M.	45	2	1	3	Strangulation.
5077	F. B.	M.	55	..	2	27	Œdema of lungs.
5022	D. McD.	M.	39	..	5	..	Exhaustion of acute mania.
4677	H. G.	F.	12	1	4	17	Toxic absorption.
5034	J. A.	M.	81	..	4	19	Exhaustion of senile dementia.
3457	N. E.	F.	43	4	8	23	General paresis.
3238	H. H.	M.	59	5	3	16	Cerebral hæmorrhage.
4972	M. L. V. K.	F.	33	..	7	12	General paresis.
3462	D. L.	M.	69	4	9	5	Exhaustion of epileptic dementia.
5186	L. B.	F.	48	..	..	14	General paresis.
4471	C. D.	F.	38	2	2	10	Pulmonary tuberculosis.
4904	C. C.	F.	41	..	11	9	General paresis.
4213	N. K. P.	F.	31	2	11	10	Pulmonary tuberculosis.
5050	N. H. J.	F.	16	..	6	15	Exhaustion of idiocy.
5148	M. R. L. H.	F.	33	..	3	19	Exhaustion of inanition.
4866	B. B. H.	M.	37	1	2	13	General paresis.
5230	N. J. Q.	F.	40	..	1	9	Exhaustion of manic depressive insanity.
5039	M. B.	F.	72	..	8	4	Myocarditis.
245	O. N.	M.	80	30	6	13	Pulmonary infarction.
4662	G. W. O.	M.	46	1	8	29	General paresis.
5156	S. F.	F.	65	..	4	10	Cerebral hæmorrhage.
5192	J. R. R.	M.	34	..	3	10	Cerebral syphilis.
4966	O. G.	M.	36	..	11	7	General paresis.
5316	D. McP.	M.	55	..	..	3	Gumma of the cerebrum.
4735	L. C. R.	F.	17	1	7	21	Exhaustion of imbecility.
5241	J. B. M.	M.	50	..	2	21	Exhaustion of acute mania.
4900	F. G.	M.	71	1	4	23	Diabetic furunculosis.
5196	L. M. S.	F.	42	..	4	7	Exhaustion of acute mania.
4482	C. J. K.	M.	36	2	6	3	General paresis.
4862	E. B.	M.	7	1	4	17	Exhaustion of idiocy.
3143	L. C.	F.	37	5	11	17	Abscess of liver.
4675	J. W. A.	M.	42	1	10	2	General paresis.
5325	J. F.	M.	30	..	..	14	Streptococcic septicæmia.
4955	J. A. F.	M.	62	1	..	27	Exhaustion of senile dementia.
5261	C. W.	M.	18	..	2	16	Acute dilatation of stomach.
5359	W. J. F.	M.	46	..	..	3	Ulceration of intestines (sigmoid).
1367	P. L.	M.	42	14	9	9	Pulmonary tuberculosis.

TABLE No. 20B.

Record of Deaths for the Year 1917, Essondale.

Register No.	Initials.	Sex.	Age.	Time in Hospital.			Certified Cause.
				Years.	Months.	Days.	
1394	H. T.	M.	65	12	6	4	Myocarditis.
3042	F. C.	M.	76	5	4	..	Bronchopneumonia.
4476	P. B.	M.	78	1	6	15	Sarcoma of jaw.
4155	R. W.	M.	36	2	5	18	Tubercular peritonitis.
2426	A. B. McK.	M.	62	6	6	6	Chronic nephritis.
3027	J. E.	M.	25	5	5	8	Pulmonary tuberculosis.
4803	H. S.	M.	47	..	9	..	Cerebral hæmorrhage.
4796	S. B.	M.	61	..	9	13	Chronic nephritis.
4778	A. N. W.	M.	71	..	9	7	Bipneumonia and infected arm.
4762	A. A. G.	M.	50	..	11	..	Bronchopneumonia.
4351	A. D.	M.	35	2	1	11	Pulmonary tuberculosis.
330	A. C.	M.	80	27	10	14	Cirrhosis of liver.
4756	C. P.	M.	41	..	11	17	Cerebral hæmorrhage.
4912	J. B.	M.	78	..	6	14	Gastro-enteritis.
4599	W. B.	M.	41	1	5	25	General paresis.
3021	C. M. C.	M.	33	5	8	10	Bronchopneumonia.
4434	J. M. T.	M.	47	2	..	4	Pulmonary tuberculosis.
4315	H. R. S.	M.	41	2	3	29	Exhaustion of general paresis.
4739	M. W.	M.	84	1	1	24	Myocarditis.
4777	G. G.	M.	61	1	..	11	Cerebral hæmorrhage.
5064	F. S. B. C.	M.	53	..	2	22	Cerebral hæmorrhage.
4093	R. M.	M.	70	3	..	..	Cerebral hæmorrhage.
5038	J. P. E.	M.	67	..	4	4	Chronic nephritis.
4712	S. L.	M.	40	1	3	12	Chronic nephritis.
3752	W. M.	M.	53	3	11	29	Pneumonia.
3770	H. D.	M.	37	3	10	21	Cerebral hæmorrhage.
3853	J. V.	M.	39	3	9	9	Cerebral hæmorrhage.
5123	G. K.	M.	24	..	2	18	Pulmonary tuberculosis.
292	C. Y.	M.	80	29	5	11	Exhaustion of terminal dementia.
4340	J. B.	M.	53	2	5	18	Cerebral hæmorrhage.
3912	C. D.	M.	45	3	7	23	Carcinoma of liver.
4780	G. E. M.	M.	38	1	2	18	Lobar pneumonia.
5089	T. C. R. C.	M.	37	..	4	16	Cerebral hæmorrhage.
82	W. B.	M.	70	41	4	10	Gastro-enteritis.
4098	J. S. C.	M.	24	3	3	21	Pulmonary tuberculosis.
3218	J. McT.	M.	60	5	6	26	Exhaustion of senile dementia.
204	T. B.	M.	74	31	11	14	Myocarditis.
3241	R. E. W.	M.	29	5	6	19	Typhoid.
2810	W. M.	M.	65	6	10	7	Exhaustion of senile dementia.
4530	V. R. K.	M.	34	2	2	14	Endocarditis.
4143	O. R.	M.	18	3	3	8	Pulmonary tuberculosis.
5095	D. L. T.	M.	40	7	..	..	Exhaustion of general paralysis.
4172	W. S.	M.	81	3	3	10	Pneumonia.
3781	K. L. B.	M.	Unk'n	4	4	..	Cerebral hæmorrhage.
5176	O. E. M.	M.	66	..	5	15	Exhaustion of dementia præcox.
4763	J. E.	M.	39	1	8	..	Cerebral hæmorrhage.

Dormitory, New Mental Hospital, Essondale.

Table No. 21a.

Showing Work done by Patients during the Year 1917 at New Westminster.

Work done by Patients.	Days.
Auto-truck	365
Baker	930
Carpenter	632
Chicken-house	426
Dining-room	3,793
Engineer	730
Farmer	8,285
Florist	329
Gardener	4,035
Gate	357
Kitchen	2,646
Laboratory	365
Laundry	2,393
Lawns	1,558
Painter	744
Piggery	1,460
Plasterer	131
Plumber	310
Porter	760
Scullery	1,154
Shoemaker	757
Tailor	297
Teamster	313
Ward-work	22,003

TABLE No. 21B.

Labour of Patients under the Direction of the Grounds Overseer at Essondale during the Year 1917—

	Days.
Blacksmith-shop	300
Boundary stone fence	727
Boiler-room and coal-bunkers	286
Clearing land	765
Chicken-yard	366
Chores	808
Cement-work and building	1,903
Colony Farm	146
Cutting wood	265
Ditches and drains	677
Dykes—	
River-work	1,638
Mattress-work	935
Pile-driving and donkey	643
Field-work	631
Fencing	272
Grading grounds	301
Gardens	2,368
Lawns (grass-cutting)	1,495
Manure	308
Miscellaneous	2,490
Nursery	817
New laundry	2,129
Piggery	1,249
Roads	368
Root-house	1,064
Tool-house	311
Teaming	570
Total	23,832

Labour of Patients in Various Departments at Essondale during 1917—

Bake-shop	466
Billiard-room and basement	4,874
Carpenter	780
Dining-room	5,742
Engineer	1,810
Kitchen	1,364
Laundry	5,940
Painter	813
Plasterer	1,475
Plumber	418
Parole patients' work	1,242
Scullery	1,458
Tailor-shop	223
Total	26,605

Labour of Patients at Colony Farm, Essondale, during the Year 1917—

Arena	720
Carpenter-shop	260
Dining-room	1,460
Farm Superintendent's house	362
Carried forward	2,802

Table No. 21b—*Concluded.*

	Days.
Brought forward	2,802
Farm (including fields, roads, stables, barns, and dairy)	11,281
General	705
Gardens	577
Kitchen	730
Fireman	1,095
Ward-work	1,825
Total	19,015

Table No. 22.

Articles made by Female Patients, 1917.

Aprons	266	Pillow-slips	632
Chemises	247	Sheets	787
Clothes-bags	6	Surgeons' gowns	6
Covers, bureau	38	Skirts	6
Curtains, pairs	41	Table-cloths	53
Dresses, gingham	117	Towels, bath	321
„ night	18	„ hand	40
Handkerchiefs	240	„ roller	306
Neckties	336	„ tea	236
Napkins, table	12	„ tray	107

Articles made for Nurses.

Aprons	117	Cuffs, pairs	74
Caps	33	Dresses	45

Mending done for Nurses.

Aprons	271	Cuffs	8
Caps	7	Dresses	173

Mending done for Female Patients.

Aprons	279	Pillow-slips	178
Blankets, canvas	96	Sheets	466
„ wool	253	Skirts	1,637
Blouses	178	Spreads, bed	178
Chemises	927	Table-cloths	196
Drawers	1,447	Towels, bath	85
Dresses, gingham	1,194	„ roller	61
„ night	1,030	Ticks, bed	135
„ serge	705	Vests, under	1,275
Hose	11,368		

Mending done for Male Patients.

Aprons	199	Socks, pairs	16,506
Blankets, wool	175	Spreads, bed	276
Coats, white	20	Sweaters	29
Drawers	2,968	Table-cloths	271
Pillow-slips	45	Towels, bath	68
Sheets	787	„ roller	47
Shirts, over	4,737	Ticks, bed	102
„ under	3,805	„ pillow	5

TABLE No. 22—*Continued.*

Articles made for Essondale, 1917.

Aprons, kitchen	75	Caps	10
„ for cooks	18	Table-cloths	65

Fruit put up in 1917.

Cherries	20 quarts.
Currants, black	25 „
„ red	35 „
Crab-apples	80 „
Pears	50 „
Plums	60 „
Rhubarb	125 „
Raspberry	45 „
Strawberry	138 „

Pickles put up in 1917.

Pears	20 quarts.
Tomatoes	90 „

Tailor's Report for 1917.

Uniforms made for New Westminster—		
49 suits	$1,385 00	
39 pairs of pants	298 80	
		$1,683 80
Stock—		
48 suits	$ 702 00	
46 coats	208 00	
20 vests	64 00	
61 pairs of pants	232 00	
1 camisole	3 00	
8 canvas blankets	33 40	
38 bed-ticks	66 40	
16 pillow-ticks	5 60	
		1,314 40
Repairs—		
132 coats	$ 72 80	
442 pairs of pants	110 50	
75 vests	18 75	
		202 05
Miscellaneous work		25 00
Total, New Westminster		$3,225 25
Uniforms made for Essondale—		
72 suits	$2,640 00	
53 pairs of pants	379 00	
		$3,019 00
Stock—		
133 suits	$1,784 00	
9 pairs of pants	34 00	
10 canvas blankets	40 00	
2 camisoles	7 00	
		1,865 00
Carried forward		$4,884 00

Table No. 22—*Continued.*

Brought forward		$4,884 00
Repairs—		
866 coats	$ 346 40	
1,908 pairs of pants	477 00	
555 vests	138 75	
19 canvas blankets	9 75	
16 camisoles	2 00	
		973 90
Miscellaneous—		
Work	$ 3 25	
69½ yards lining at 27½ cents	19 11	
20 yards lining at $1.20	24 00	
		46 36
Total, Essondale		$5,904 26
Grand total		$9,129 51

Statement, Tailor-shop, Year 1917.

Debits—		
January 1st, 1917, stock on hand		$ 967 93
Goods purchased, tweeds, serges, etc.		5,257 84
Salaries—		
Mr. Beggs	$ 945 00	
Mr. French	900 00	
Mrs. Huntley	540 00	
Miss Derby	240 00	
Miss Pennington	234 00	
Mrs. Black	49 00	
		2,908 00
Power, electric	$ 106 77	
Light, electric	18 00	
Repairs, Singer Machine Co.	26 01	
		150 78
Total		$9,284 55
Credits—		
Clothing, etc., to Essondale	$5,904 26	
Clothing, etc., to New Westminster	3,225 25	
Sales of cuttings (rags)	38 00	
Stock on hand, December 31st, 1917	766 10	
		9,933 61
Credit balance		$ 649 06

Shoemaker's Report for 1917.

New work for house and stock—	
59 pairs of men's boots	$ 410 00
449 „ „ slippers	1,063 00
5 „ „ mocassins	10 00
27½ „ special shoes	89 00
Carried forward	$1,572 00

TABLE No. 22—*Concluded.*

Brought forward	$1,572 00	
Repairs for New Westminster—		
180 pairs of men's boots	234 50	
25 „ „ slippers	26 50	
110 „ women's shoes	100 75	
Repairs for Essondale—		
448 pairs of men's boots	647 25	
306 „ „ slippers	205 65	
Miscellaneous	15 00	
Total	$2,801 65	

HOME FARM PRODUCE, 1917 (NEW WESTMINSTER).

Hogs sold alive, 66, value	$1,612 20	
Pork shipped alive to Essondale, 14,610 lb. at 14 cents	2,045 40	
Pork dressed and supplied to Essondale, 205 lb. at 22 cents	45 10	
Pork dressed and supplied to New Westminster, 13,193 lb. at 22 cents	2,902 46	
		$6,605 16
Hogs on hand—		
23 sows, value	$ 920 00	
13 young sows, value	455 00	
4 boars, value	165 00	
27 hogs, average 200 lb. at 15 cents	510 00	
56 hogs, average 70 lb. at 15 cents	588 00	
61 pigs at $8 each	488 00	
		3,126 00
Total		$9,731 16
Stock on hand, January 1st, 1917, 170 hogs, value	$2,650 00	
Cost of feed, etc., during 1917	2,657 25	
Half-salary of farmer apportioned	447 50	
		5,754 75
Total profit on piggery for 1917		$3,976 41

POULTRY REPORT, 1917 (NEW WESTMINSTER).

Eggs supplied to the institution, 844 doz. at 45 cents	$ 379 80	
Ducks, dressed, 60 at $1.50	90 00	
Chickens, dressed, 56 at $1.25	70 00	
		$ 539 00
Stock on hand—		
13 ducks at $1.50	$ 19 50	
100 chickens at $1	100 00	
180 pullets and hens at $1.50	270 00	
		389 50
Total		$ 929 30
Stock on hand, January 1st, 1917—		
130 chickens at $1	$ 130 00	
18 ducks at $1.50	27 00	
Feed for poultry during 1917	416 45	
Quarter-salary of farmer apportioned	223 75	
		797 20
Total profit on poultry for 1917		$ 132 10
Total profit on piggery for 1917		3,976 41
Total profit on home farm		$4,108 51

Garden Produce, 1917 (New Westminster).

Credits— *Vegetables.*

Green onions	475 lb.	at	3c.	$ 14 25
Cooking-onions	1,755 „	„	4c.	70 20
Vegetable marrows	426 „	„	2c.	8 52
Pumpkin	1,120 „	„	2c.	22 50
Ripe tomatoes	40 „	„	10c.	4 00
Green tomatoes	570 „	„	7c.	39 90
Horse-radish	98 „	„	10c.	9 80
Early potatoes	2,250 „	„	3c.	67 50
Late potatoes	2,700 „	„	1½c.	40 50
Peas	655 „	„	10c.	65 50
Asparagus	210 „	„	10c.	21 00
Carrots	22,720 „	„	1½c.	340 80
Spinach	3,865 „	„	10c.	386 50
Turnips	1,200 „	„	1½c.	18 00
Beets	9,000 „	„	1½c.	135 00
Cabbage	14,460 „	„	2c.	289 20
String beans	625 „	„	10c.	62 50
Celery	950 heads	„	5c.	47 50
Parsley	280 bunches	„	5c.	14 00
Radish	78 „	„	5c.	2 34
Lettuce	369 dozen	„	25c.	92 25
Sweet corn	397 „	„	20c.	79 40
Cucumbers	370	„	2c.	7 40
Estimated total value of vegetables				$1,838 56

Credits— *Fruits.*

Apples	29,640 lb.	at	3c.	$ 889 20
Strawberries	2,570 „	„	10c.	257 00
Raspberries	874 „	„	10c.	87 40
Gooseberries	69 „	„	10c.	6 90
Red currants	1,417 „	„	10c.	141 70
Black currants	94 „	„	12c.	11 28
Blackberries	9 „	„	10c.	90
Rhubarb	5,865 „	„	5c.	293 25
Pears	1,900 „	„	3c.	57 00
Cherries	742 „	„	10c.	74 20
Prunes	860 „	„	3c.	25 80
Plums	1,175 „	„	4c.	47 00
Apples sent to Essondale	2,650 „	„	3c.	79 50
Estimated total value of fruit				$1,971 13
„ „ vegetables				1,838 56
Total				$3,809 69

Debits—

Water used	$ 28 53
Quarter-year salary, one man at $895	223 75
1 doz. farming implements	31 50
1 bbl. lime spray, 42 gals.	16 80
54 apple, pear, plum, and cherry trees	26 55
1 month, team, ploughing, manuring, harrowing, and hauling	50 00
1 month salary, teamster	55 00
Total	$ 432 13
Credits total	$3,809 69
Debits total	432 13
Profit	$3,377 56

GREENHOUSE.

Bedding Plants grown, 1917.

Credits—	
13,707 plants at 10c. each	$1,370 70
7,230 „ 5c. „	361 50
13,140 „ 2c. „	262 80
Sent to Essondale and Colony Farm	150 50
Estimated value	$2,145 50

Cut Flowers under Glass.

Credits—	
Cut flowers	450 00
Total	$2,595 50
Debits—	
Coal used in boiler-room in greenhouse, 1917	$ 274 80
Water used during 1917	60 59
Salaries, 1917, two men	1,404 00
Total	$1,749 39

Credits during 1917	$4,741 00
Debits during 1917	1,749 39
Total profit for year 1917	$2,991 61

POULTRY STATEMENT, 1917 (ESSONDALE).

Receipts.

Eggs supplied Mental Hospital during 1917, 3,491 doz. at 35c.	$1,221 85
Live birds supplied New Westminster	44 70
Dressed fowl supplied Mental Hospital, 1917, 1,575 lb. at 30c.	472 50
Poultry stock on hand, December 31st, 1917	1,204 45
Feed stock on hand, December 31st, 1917	41 25
Total	$2,984 75

Disbursements.

Stock on hand, January 1st, 1917	$ 933 75
Feed supplied by Colony Farm during 1917	125 58
Horse-labour supplied by Colony Farm, 1917	107 71
Feed purchased	925 90
Wages	450 00
Balance (being profit)	441 81
Total	$2,984 75

PIGGERY STATEMENT, 1917 (ESSONDALE).

Receipts.

Dressed pork supplied to Mental Hospital, Essondale, during 1917, 18,110½ lb. at 22c.	$3,984 31
Live hogs supplied to Mental Hospital, 1917, 3,115 lb. at 14c.	436 10
Live hogs on hand, December 31st, 1917, 44 head—8,320 lb. at 14c.	1,164 80
Total	$5,585 21

Patients' Day-room, New Mental Hospital, Essondale. (West Wing.)

Disbursements.

Hogs on hand, January 1st, 1917, 38 head—8,670 lb. at 9c.	$ 782 10
Feed supplied by Colony Farm during 1917	89 71
Feed purchased	44 65
Horse-labour supplied by Colony Farm	203 60
Live hogs supplied by New Westminster during 1917, 14,610 lb. at 14c.	2,045 40
Dressed pork supplied by New Westminster, 205 lb. at 22c.	45 10
Wages	450 00
Balance (being profit)	1,924 65
Total	$5,585 21

Trees and Shrubs shipped from Nursery, Essondale, during 1917.

Grand Forks School	$ 124 40
Esquimalt Public School	206 20
Government Agent, New Westminster	71 00
Matsqui School	33 90
Port Hammond School	118 20
Murrayville School	56 85
Government Agent, Nelson	8 40
Mount Anarchist School, Bridesville	39 70
Peachland School	84 30
Government Agent, Kamloops	10 40
Ladner School	342 30
Maple Ridge School	233 80
Milner School	15 30
Langley Prairie School	64 50
Aldergrove School	79 55
Revelstoke School Board	151 75
Kelowna School Board	37 20
Mission Central School	126 25
Sardis School	161 50
Cloverdale School	27 30
Chilliwack School	47 45
Poplar Grove School, Penticton	61 50
Lord Lister School, New Westminster	134 30
Lord Kelvin School, New Westminster	57 00
McBride School, New Westminster	39 20
Connaught High School, New Westminster	273 70
Mission City School	12 10
Cowichan School Board, Bench School	235 60
West Langley School	30 00
Fort Langley School	174 20
Mental Hospital	30 00
Total value of nursery stock shipped	$3,087 85

Nursery Statement, 1917 (Essondale).

Receipts.

Produce supplied Mental Hospital, Essondale, during the year 1917	$ 8,028 89
Produce supplied Hospital for Insane, New Westminster, during 1917	498 60
Produce supplied Colony Farm, Essondale, during the year 1917	141 30
Nursery stock supplied to schools, etc., in the Province during 1917	3,087 85
Inventory of produce and hay on hand, December 31st, 1917	5,155 88
Inventory of nursery stock on hand, December 31st, 1917	25,123 30
Total	$42,035 82

Disbursements.

Inventory of produce and hay on hand, January 1st, 1917	$ 3,212 28
Inventory of nursery stock on hand, January 1st, 1917	21,193 93
Feed for horses, etc., supplied by Colony Farm	4,929 56
Feed for horses, etc., supplied by Mental Hospital	495 75
Wages for 1917	4,260 00
Maintenance, including fertilizer	2,231 62
Balance (being profit)	5,712 68
Total	$42,035 82

1917.	Inventory of nursery stock	$25,123 30
1916.	Inventory of nursery stock	21,193 93
	Increase	$ 3,929 37

MEMORANDUM OF VEGETABLES AND FRUIT GROWN IN GARDEN AT FARM COTTAGE (HOSPITAL ANNEX), 1917.

Radishes	250 lb.
Lettuce	300 „
Spinach	200 „
Peas	1,070 „
„ (dried and shelled)	230 „
Potatoes	3,465 „
Strawberries	463 „
Onions (small)	370 „
„ (stored)	1,054 „
Tomatoes	1,200 „
Runner beans	440 „
Kidney beans	120 „
Cucumbers	180 only.
Squash	220 „
Pumpkins	86 „
Cabbage (green)	1,500 „
„ (red)	500 „
Cauliflower	500 „
Celery	650 hd.
Brussels sprouts	120 lb.
Kale	750 „
Rhubarb	200 „
Parsnips	350 „
Fruit, preserved	432 „
Sugar used for same	324 „
Pickled tomatoes, chow-chow	100 „
Pickled red cabbage	500 „

VICTORIA, B.C.:
Printed by WILLIAM H. CULLIN, Printer to the King's Most Excellent Majesty.
1918.