The Kamloops Phonographer.

No. 3.

September 1892.

Phonographic Syllables.

The first rule is to "avoid angles." Avoid angles, whenever it is possible.

The following tables are intended to show how to connect the vowels without angle with any preceding or following consonant.

An important rule also is never to lift the pen from the paper until the word that has been begun is completely written.

Exercise 1.

p	r and o	make b	pa	o and	r make	q ap
t	— o	— o	ta	o	—	— at
t	\ o	b	ta	o	\	q at
k	/ o	d	ka	o	/	q ak
l	/ o	p	la	o	/	d al
sh	⌒ o	⌒ o	sha	o	⌒	⌒ ash
s	⌣ o	⌣	sa	o	⌣	⌣ as
n	) o	)	na	o	)	) an
m	(o	(	ma	o	(	(am

Exerc. 2.

p	o	b	po	o		q op
t	— o	— o	to	o	—	— ot
t	\ o	b	to	o	\	q ot
k	/ o	d	ko	o	/	q ok
l	/ o	p	lo	o	/	d ol

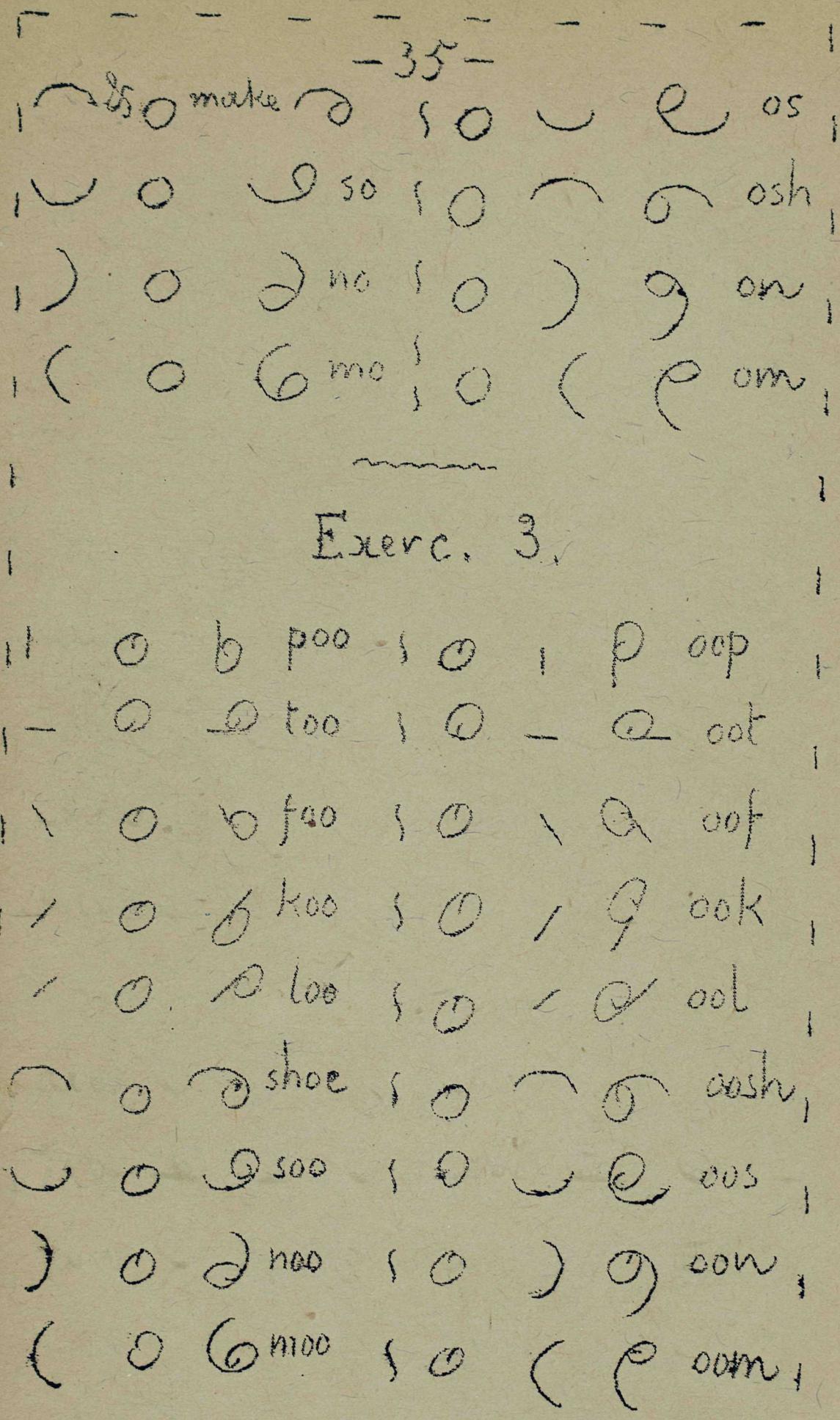
make
os
so
osh
no
on
mo
om
Exerc. 3.
poo
oop
too
oot
foo
oof
koo
ook
loo
ool
shoe
oosh
soo
oos
noo
oon
moo
oom

Exerc. 4.

pow owp

tow out

fow owf

cow owk

low owl

show owsh

sow ows

now own

mou owm

Exerc. 5.

pwa wap

twa wat

twa wat

kwa walk

lwa wal

shwa wash

swa wa

nwa wan

mwa wam

Exerc. 6.

pea ip

tea it

fee if

key ache

lee ill

shee in

see is

nee ish

me im

Exerc. 6

pew ; upe
tew ; ute
few ; ufe
kew ; uke
lew ; ule
jew ; uge
sew ; use
mew ; ume
mew ; ume

Exerc. 7.

pwi ; weep
twi ; wet
fwi ; wait
qui ; will
looie ; week

shooie wish
swie wis
wooie wine
mooie wim

or:
weep will win
wet wish wime
wait wis- weak.

Exer. 8.

pie ipe
tie ite
fie ife
kie ike
lie ile
shy ishe
sigh ice
nigh ine
my ime

Exerc. 9.

Showing how to connect the vowel "o" with any preceding or following consonant.

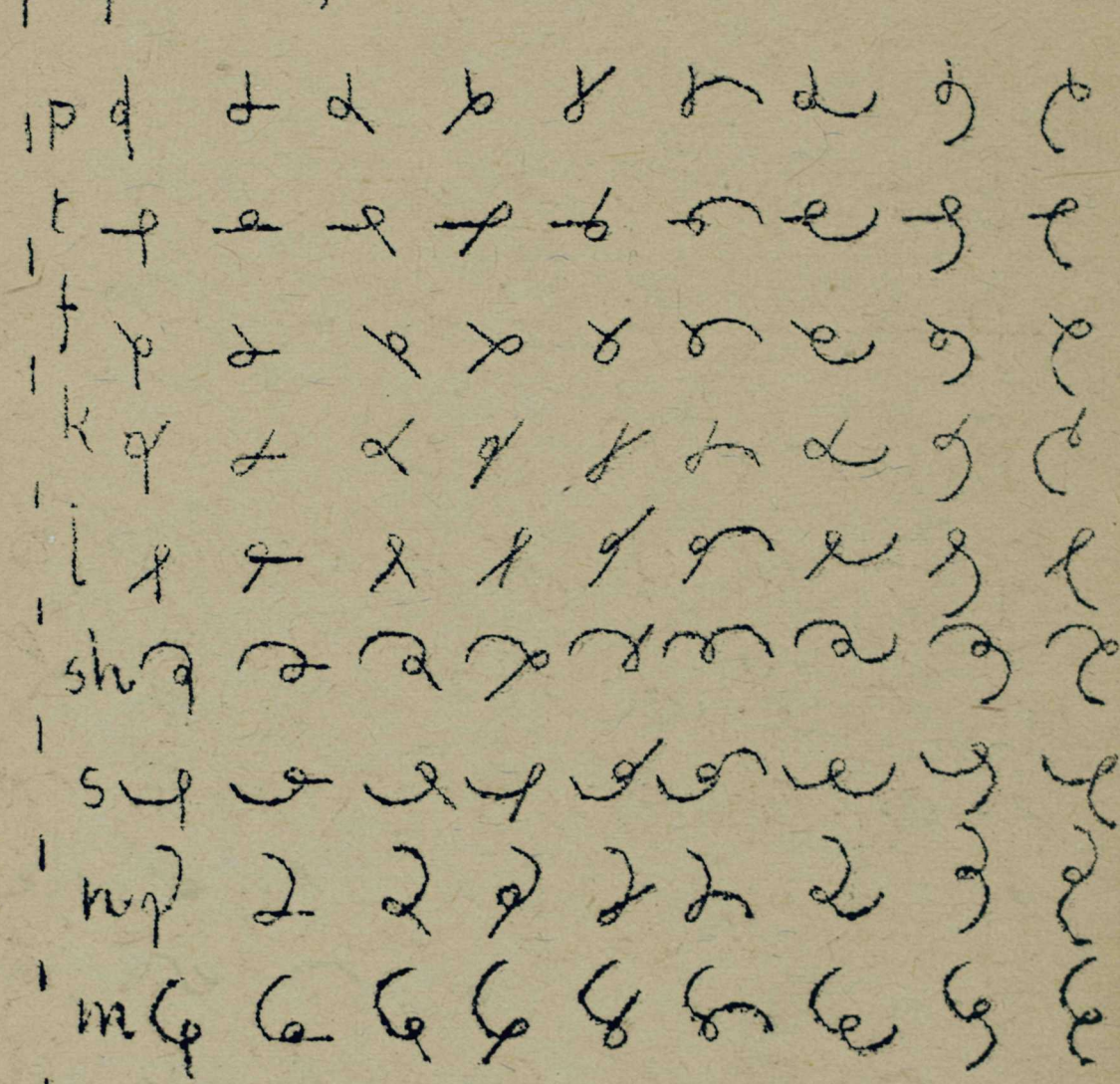

Nota. = The consonants B. D. V. G. R. connect same way as P. T. F. K. L. but are much longer.

Exerc. 10.

A table showing how to connect the vowel "O" with any preceding or following consonant.

P T F K L SH S N M



Exerc. 11.

A table showing how to connect the vowel "O" with any preceding or following consonant.

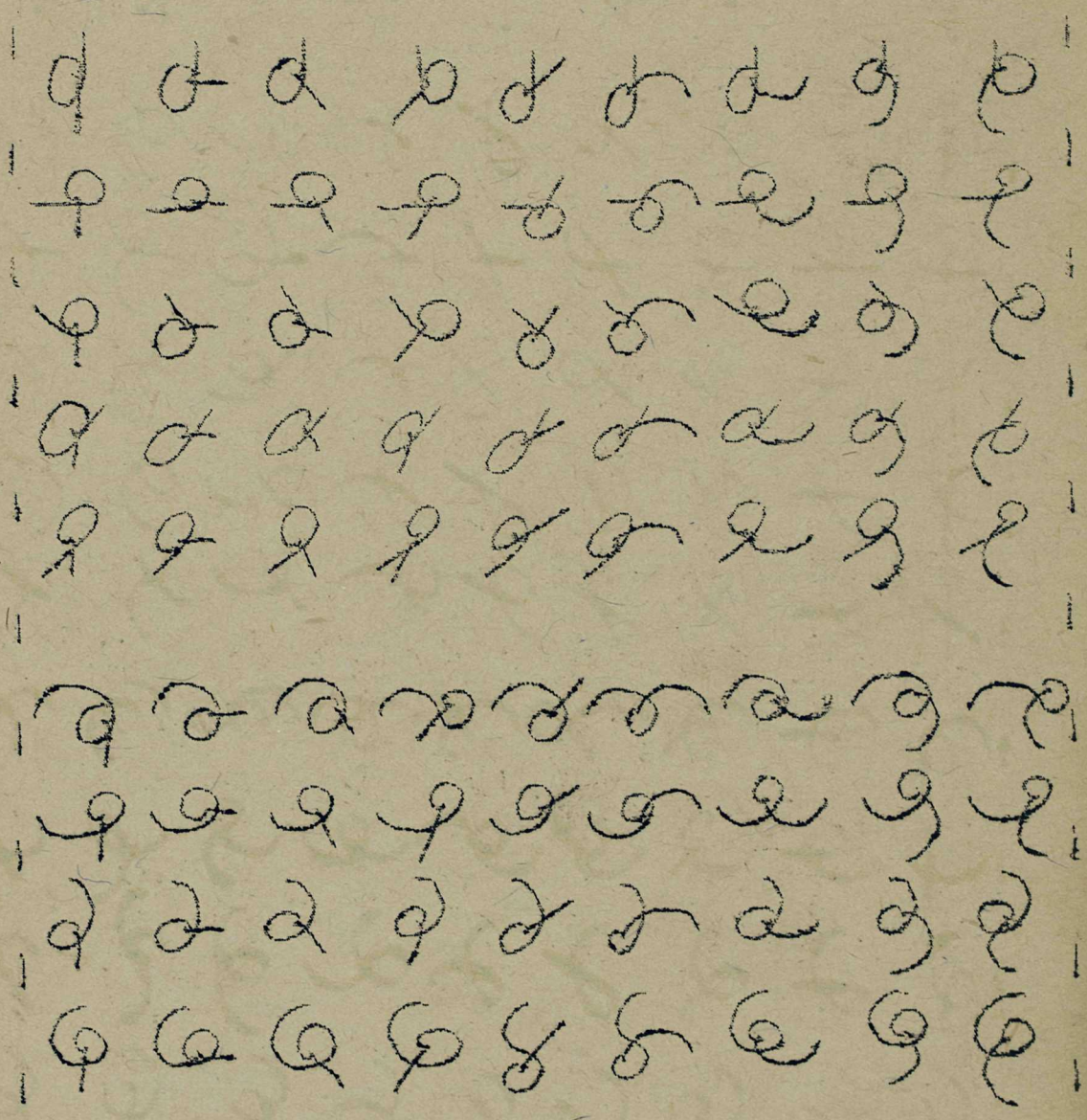

Nota. A smaller loop will figure "oo short" and a larger one "oo long".

Exerc. 12.

A table showing how to connect the vowel " ∩ " with any preceding or following Consonant.



Exerc. 13.

A table showing how to con=
nect the vowel "ʃ", with any
preceding or following consonant.



The first school.

Who taught the bird to build her nest
Of wool, and hay and moss?

Who taught her how to weave it best
And lay the twigs across?

Who taught the busy bee to fly
Amongst the sweetest flowers.

And lay her store of honey by

To eat in winter hours?

Who taught the little ants the way

Their narrow holes to bore.

And through the pleasant summer day.

To gather up their store.

'Twas God who taught them all the way

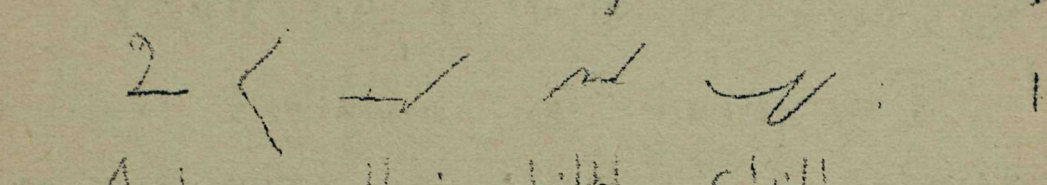

And gave their little skill.

And teaches children, when they pray

To do his holy will.



Nota. Isaac Pitman distinguished Shorthand in *Phonography in full* and *Phonography in brief*.

Again Abbreviated Phonography divided in two Styles, the first style "*Phonography*" used in correspondence and for general purposes, and the second "*Reporting*" employed by reporters.

Thus far "Phonography in full" has been the object of this study.

The next few numbers shall be devoted to graduated exercises on same, in order to give the readers a thorough illustration of the first grade of shorthand.

With number 7, will begin a study of abbreviated Stenography. The intention is to show that as the first grade is simpler & plainer than any other system of shorthand, so also we may have our system of abbreviations or Grammalogues, which for rapidity of writing and facility of reading, will leave this system inferior to no other in the world.