129

Provincial Libary,
Victoria, B.C.

Dec 71

ALDERGROVE STAR

1971-1972

Second class mail registration number 1270.

VOL. 14 NO. 22 WEDNESDAY, JUNE 2, 1971 28 PAGES 10¢ COPY

In Aftermath Of Belmont Fire

Council In Hot Water Over Lack Of Same

George Copeman, a long time foe of Langley district council, Monday asked for the resignation of the municipal utilities chairman, Ald. Walter Jensen and the firing of the building inspector.

At a hot-tempered meeting in council chambers where is almost came to physical blows between Copeman and Jensen, the former charged that the fire which almost completely destroyed the Belmont elementary school early Thursday morning was caused by the "incompetence of the utilities committee which (had) provided no adequate water supply and thereby failed to protect the lives and property of all citizens."

Copeman said the Brookswood area had asked for water for 10 years, and also charged that the "manner in which the school building was constructed and the passing of the same by the building inspector (sic) warrants the dismissal of the building inspector."

The firemen, he said "did the best job they were trained to do, (but) they were hampered by the incompetence of others."

Mayor Bill Poppy in backing his committee chairman answered that the resignation of Jensen was no more warranted "than that of the whole council," but that council would consider a proposal made by Copeman that the installation of sprinkler systems in all public buildings be made compulsory. Consideration would also be given to the construction of all future schools of bricks or cement blocks instead of wood, the mayor said.

Earlier in the day a delegation of two district fire chiefs, Merv Hunter from Zone 1 and Bob Farquar of Zone 6 asked for a waterline to the Stafford highschool "pretty quick."

Hunter asked council what was the delay in the laying of the ½ mile of pipeline, saying that the cost last year was estimated at $17,000.00 and Langley city was willing to supply the water and the line up to its boundary. He said this would be pretty cheap insurance to protect property worth over $3 million - even if it were never used.

Hunter, who was at the Belmont fire, said the district's fire insurance premiums for school buildings this year went up $14,000., from $23,000. to $37,000., mainly because of the poor fire fighting facilities, and, he added, "perhaps the insurance companies will refuse coverage at all in the future."

Poppy said the main problems were that the school was in the district and the water in the city and that red tape was involved in dealing with this situation through the Public Utilities Commission in Victoria. Also, he said, it would be impossible anyway to supply water lines to every school in the district.

Farquar suggested that fire hydrants be installed at every public school, supplied by pressure pumps from 20 - 30,000 gallon cisterns. Individual cisterns of this type, measuring approximately 20 ft. x 20 ft. x 10 ft. could be built for between $2 - 3,000. he said.



A man and a young boy watch the burning remains of Belmont school — $250,000 worth of smoke. -Star Photo

And charge Owners

District Will Complete Hook-Up

Eight residents of Aldergrove have been notified by the municipality that since they haven't provided for the hook-up from their residences to the sewer system the district will take care of it for them.

The municipality will connect the eight houses to the sewers and send the bill to the property owners. The system was completed about one year ago, at which time most hook-ups were completed.

Happy Anniversary

Congratulations to Mr. and Mrs. Noel Booth on their 50th anniversary.

Noel was a councillor on Langley district council for many years previous to his retirement in 1968.

The Booths' celebrated their golden wedding anniversary yesterday, June 1.

Arena Included In 5 Year Plan

In a five year capital budget plan Langley district has planned the building of a recreational arena in 1972 at an estimated cost of $¾ million and financed through the sale of debentures.

Other major items in the five year plan included a $100,000 extension to the Murrayville municipal hall, land purchases for $138,000, and $200,000 worth of extensions to the Aldergrove sewer and water systems.

Fort Langley, North West Langley and Brookswood water systems will be expanded for $1 million plus, and the dyking district will receive $300,000.

The water and sewer improvement projects will also be financed through the sale of debentures.

The $2.6 million capital budget will be subject to review each year until expiration by the end of 1975.

Library Homeless

Aldergrove Public Library will be homeless by the end of this month as the district has received notice to vacate from the landlord of the business block in West Aldergrove.

The district will be looking for new facilities, perhaps moving into the Aldergrove high school, at least temporarily.

Best Of Luck To Aldergrove Grads'71

-Star Photo

We, the owners and staff of The Aldergrove Star, wish the graduates of the class of '71 the best of luck as they prepare to leave their school, some to take up positions in industry or commerce, and others to go on to college or university.

The very best of luck to you all!

The 1971 grads are: Brian Adams, Lorna Anderlini, Mona Auglin, Glen Ashton.

Continued on page 4

Hitch 'em To A Post

Twenty seven residents of Saddlehorn, Hitching Post and Martingale Crescents, in the Otter Rd. area have asked Langley district council to post 20 mph speed restriction signs at both entrances to their subdivision.

The homeowners also asked council if there is any way to prevent car rallies from going through their subdivision, saying that this kind of activity is quite frequent during the summer months.

Mayor Bill Poppy said the police frowned upon 20 mph zones and rallyists were not supposed to exceed posted speed limits in any case. Council decided to refer the matter to the local chief of police.

Application Considered

An application by Jim Schatz of 22874 Spingbrook Rd., to subdivide a 75 ft. by 200 ft. lot off his acreage, in a one-acre minimum area, was considered by district council Monday.

One alderman felt that since the property in question would have its own septic tank as well as artesian well "there would be nothing wrong with it," while the mayor thought it would have been better if the lot was closer to one acre instead of the size of a city lot.

Council would discuss the matter further with the municipal planner.

Schatz is the operator of a newspaper in Langley.

Clerk Appointed Rep.

Municipal clerk Derek Doubleday has been commissioned to attend the annual meeting of the B.C. Housing Management Commission on June 23.

The district has to send a municipal employee to this body since it entered the housing business through the Aldergrove senior citizens housing project.

Cement Plant For Fort?

A ready-mix concrete plant has been proposed for the Fort Langley area.

A representative for a Surrey cement firm made inquiries at Langley district council Monday regarding the location of a plant on the Jesse Christensen property at the corner of Townline and Wright Roads, near the CNR tracks.

It would be a portable plant, he said, employing less than 10 men, and consisting of an overhead bin and a conveyor. It would operate between 7 a.m. and 8 p.m.

The property in question is at the present time zoned for light industrial development.

The delegate said his company would comply with all necessary regulations.

On advise of Ald. Bill Blair the inquiry was tabled for advisement later.

United Church 60 Anniversary

In this centennial year, the congregation of Aldergrove United Church celebrates 60 years of Christian witness and service to the community.

The church has chosen Sunday, June 6th as the anniversary Sunday to mark the occasion. Old friends and neighbours of the congregation have been invited back for this special day, as have some of the ministers who have served the church in years past. The Rev. Dr. E.M. Baird, professor of New Testament, Union College of B.C. will be the pulpit guest to preach the anniversary sermon.

Following the 11:15 a.m. church service, the congregation will sit down to an anniversary luncheon. There will be a short program of skits, a personalized church history, and music to follow. There will be ample opportunity for people to greet and meet old and new friends.

Dock On the River

Mayor Douglas Taylor of Matsqui disclosed plans for a marina on the Fraser River, at the mouth of McClennan Creek in Matsqui.

He said that the marina would be about six acres in size, and could accommodate about 100 boats.

Associated Engineering, the firm which drew up the plans indicated that this scheme would be feasible if it was constructed along with other work of the diking district. No cost was available.

Council will discuss the matter further with the Public Works Committee, and also with the Department of Indian Affairs, since the mouth of the river is on the Indian reserve.

Breeak-in In Clearbrook

Matsqui police report that a break-in occurred at Penner's Pharmacy in Clearbrook early Monday morning.

Reports indicate that a number of stamps, watches, some drugs and other articles were stolen.

Letters to the Editor

All not bad

The Editor, The Star, Dear Sir:

Having seen the excellent pictures in your paper of our local Sea Cadets.

May I though your paper congratulate the boys on their awards and very smart appearance.

The lads could give a few pointers to some of the active forces I have seen around in my travels.

This proves in spite of what one hears, there are still some pretty fine young Canadians on deck.

In closing my best wishes and good sailing to the district Sea Cadets.

Yours sincerely,
Aldergrove Art Money

Taxation

The Editor, The Star, Dear Sir:

It seems the mayor is concerned by Government cut of $6,000 in tax on Mobile Homes. It might be well if his mind were put to other things, that fail to bring headlines. The facts are the licenses on Mobile Home parks in the district last year amounted to $25,124.69 while all other licenses, professional and business amounted to $22,798.75. Further revenue from these parks must be added such as the property tax on land and improvements paid by the owner and also the minimum of $36 on each unit paid by the owner of the Mobile Home. All other homes receive the grant from the government that goes for Education these people in Mobile home get nothing. Making them second class citizens, by reason that council has done nothing to press for government grants for them. Alderman Blair made the statement that the increase in taxation is needed to run the district. Where. The facts again being the increase in administration costs for the district last year amount to over $37,000. while the city's increase was over $10,000 proving the costs of administration in these two small communities is not warranted by two governments.

If funds are needed some of the grants that are given out and few see the benefits from such as $10,000 for tourism. LA.A. $1550. for 37 members some of which are Aldermen.

As the local reports are read patronage shows its head and is most prominent in the parks and recreation commission. For this reason I have asked that all positions for summer employment be posted in the secondary schools so all that qualify can have a chance to compete for them.

The latest fantasy is the candle for a centennial cake, that will not of course be fed to those on welfare, that cost last year one million, one thousand dollars.

I see one bright spot, that is the work done by the Langley Merchants in the erecting of the fence at the Aldergrove Park. It seems they can co-operate but councils can't. Thank you gentlemen for a job well done.

G.W. Copeman
Langley

Bowling Banquet & Awards Night

B LEAGUE CHAMPS – Don's Auto Body: (Left to right): Linda Laughlin, Carol Purdy, Barbara Charlton and Don Charlton, Tony Arnett. -Star Photo

A LEAGUE – A Rolloff Champs – The Unknowns: Marilyne and Ernie Butler, Sharon and Bob Brady, Carla Albertson, and Gae and Irvin Ems. -Star Photo

C LEAGUE CHAMPS – The Destroyers (Aldergrove Navy Angela and Eric Mosley, Cavell and Joe Hecimovich, Byrl and Bill Henderson, and Irene and Keith Salloway. -Star Photo

Little League Ball Schedule

Minor League

Games Commence 6:30 p.m.

DATES	DOGWOOD	CITY PARK (W)	CITY PARK (E)	ALDERGROVE PARK	WALNUT GROVE	FORT LANGLEY
Thurs. May 27	Gulls - Hawks	Bluejays - Ravens	Orioles - Robins			
Tues. Jun 1	Robins - Hawks	Eagles Ravens	Gulls - Redwings		Cardinals - Orioles	
Thurs. June 3	Eagles - Orioles		Bluejays - Gulls	Redwings - Hawks	Cardinals - Ravens	
Tues. June 8	Orioles - Gulls	Eagles - Bluejays		Redwings - Ravens		Hawks - Robins
Thurs. June 10	Robins - Gulls	Bluejays - Carindals	Eagles - Redwings			Hawks - Orioles
Tues. June 15	Ravens - Gulls	Bluejays - Hawks		Redwings - Robins	Cardinals - Eagles	
Thurs. June 17	Robins - Carindals	Orioles - Bluejays	Ravens - Eagles			Hawks - Gulls
Tues. June 22	Gulls - Orioles	Ravens - Red Wings	Eagles - Robins			Hawks - Cardinals
Thurs. June 24	Robins - Ravens	Gulls - Eagles	Orioles - Cardinals	Redwings - Bluejays		

Mini-Minor League

Wed. Games at 6:31 p.m.
Sat. games at 10 a.m.

DATE	DOGWOOD PARK	CITY PARK (W)	CITY PARK (E)	ALDERGROVE PARK	STEELE PARK
Wed. May 26	Martens - Sharks		Whales - Otters	Beavers - Seals	
Sat. May 29	Martens - Whaltes		Sharks - Beavers		Otters - Seals
Wed. June 2		Sharks - Seals	Whales - Martens		Otters - Beavers
Sat. June 5	Martens - Beavers	Whales - Sharks	Seals - Otters		
Wed. June 9			Seals - Martens	Beavers - Whales	Otters - Sharks
Sat. June 12	Martens - Otters		Whales - Seals		
Wed. June 16				Beavers - Sharks	Otters - Whales
Sat. June 19	Martens - Sharks		Seals - Whales		Otters - Beavers
Wed. June 23	Seals - Beavers	Whales - Martens	Sharks - Otters		
Sat. June 26			Sharks - Martens	Beavers - Seals	

Major League

Weekday games commence at 6:30 p.m.
Saturday games commence at 2:00 p.m.

DATE	DOGWOOD PARK	WALNUT GROVE	ALDERGROVE
Wed. June 2	Panthers - Beats	Tigers - Cougars	
Fri. June 4	Lions - Cougars		Bears - Tigers
Mon. June 7	Cougars - Panthers		
Wed. June 9	Lions - Tigers		Bears Panthers
Fri. June 11	Cougars - Bears	Tigers - Panthers	
Mon. June 14	Cougars - Tigers		Bears - Lions
Wed. June 16	Panthers - Lions	Tigers Bears	
Fri. June 18	Panthers - Tigers		
Mon. June 21	Lios - Bears		
Wed. June 23	Cougars - Lions		

Senior League

Games Commence - 6:30 p.m.

DATE	HOME	VISITORS	PARK
Wed. June 2	Blue Sox	Green Sox	Douglas
Fri. June 4	Red Sox	Blue Sox	Douglas
Fri. June 4	Black Sox	Green Sox	Fort Langley
Mon. June 7	Red Sox	Green Sox	Douglas
Wed. June 9	Black Sox	Blue Sox	Douglas
Fri. June 11	Green Sox	Blue Sox	Douglas
Fri. June 11	Red Sox	Black Sox	Fort Langley
Mon. June 14	Blue Sox	Red Sox	Douglas
Wed. June 16	Green Sox	Black Sox	Douglas
Fri. June 18	Green Sox	Red Sox	Douglas
Fri. June 18	Black Sox	Blue Sox	Fort Langley
Mon. June 21	Red Sox	Black Sox	Douglas
Wed. June 23	Blue Sox	Green Sox	Douglas

Lions Talent Show Saturday

Only four days of waiting are left for the hopefuls entering in the Aldergrove Lion's Talent Contest being held this Saturday, June 5, in the auditorim of the Aldergrove Senior Secondary School at 8:00 p.m.

At last count seventeen entries had been made and the forms were still coming in. So if you haven't a talent to perform be sure and come out and enjoy and evening of supporting both the newly-formed Lions Club and the talented entries of the contest. Bring the whole family.

Tickets are for adults $1.00 Studenta 50c, and pre-school children free. Remember the proceeds are going towards community projects which we all will benefit from. See you there.

Jubilee Wins First Price

Jubilee Hillbilly clan were toted along the parade route atop an old relic vintage about 1918, Zeke Wolfe, Clem Coffin, Rob Schneiber and Miss Jubilee, demurely perched upon a haystack, along with an outsized hunting dog that looked more like a spirits hunter than a possum chaser added a numerous note to the Bradner May Day festivities. The other "relic" no longer considered "chic" with old catalogue hanging conveniently nearby, running shoes nailed to the wall and door ajar for speedy entry, rode immodestly on the rear. This entry conceived by the Jubilee Community Club to advertise Hill-

Continued on page 4

REAL ESTATE

We require a salesman in the Aldergrove-Langley area to handle residential or commercial sales. We have our own mortgage department and funds are available for your own deals. We also supply builders loans to support accredited contracters working through you. This is an exceptional opportunity for the right person.

John Royle 872-7844
Co-operative Trust Company of Canada
"the credit union company"
16 East Broadway Vancouver 10

LANGLEY MINOR BALL ASSN.

and the many young players acknowledge with thanks the following good sports . . . businesses and organizations encouraging Langley lads to "play up, and play the game!"

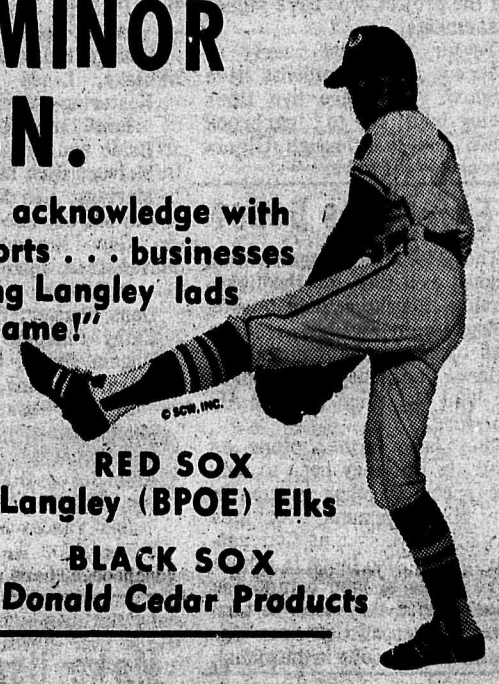

SENIOR DIV.

GREEN SOX
Duckworth's Stores Ltd.

RED SOX
Langley (BPOE) Elks

BLUE SOX
Langley Rotary Club

BLACK SOX
McDonald Cedar Products

MAJOR DIV.

PANTHERS
Logan's Drive In Cafe

COUGARS
Wm. Clark & Sons Ltd.

TIGERS
Langley Minor Ball Assn.

BEARS
Aldergrove Hotel Cafe

LIONS
Langley Lions Club

MINOR DIV.

EAGLES
Kinsmen Club of Langley

RAVENS
Langley Teachers' Association

RED WINGS
(IOOF) Langley Oddfellows

ROBINS
Dueck Building Supplies

BLUE JAYS
Preston Chevrolet-Oldsmobile

GULLS
Venture Farms

ORIOLES
Fernidge IGA and Sewing Circle

CARDINALS
Fishermen's Credit Union

HAWKS
Royal Canadian Legion Branch 21

MINI-MINOR DIV.

OTTERS
Aldergrove Hardware

BEAVERS
Ladies' Auxiliary to Branch 265, R.C.L.

SEALS
WHALES
MARTENS
SHARKS

These teams are sponsored by the Minor Ball Association, -- should YOUR Firm or Organization wish to sponsor a team, phone 532 - 2357

BASEBALL BUILDS BETTER BOYS...
and there's an opportunity for you to sponsor a team

BAYNE VANCE, PRESIDENT
MRS. YOUNG, SEC. TREAS.
BOX 67, MILNER

CENTRAL FRASER VALLEY STAR PUBLICATIONS
Published every Wednesday at Aldergrove and Fort Langley, B.C.
ALDERGROVE
Editor .....Rudy Langmann
Editor .....Inge B. Langmann
P.O. Box 220, Aldergrove Phone 856-8303
FORT LANGLEY
Editors ..... Laura Neame & Dale Frye
Box 358 Fort Langley Ph. 534-6654

GRADS OF '71
Continued from front page

Debbie Ball, Jeannette Bandsma, Bruce Banta, Mary E. Barnum, Myrna Beggs, Sandra Berkowski, Jaqueline Bick, Cor Bohmer, Henry Braun, Donna Brett, John Burns.

Silvana Compagnare, Tom Carson, Bev Chard, Liz Chouinard, Darlene Christensen, Christine Clemas, Lance Conway, Vicky Copp.

Donna Dams, Dennis Dobson, Bob Dornan, Susan Dunn, Bruce Durkie, Gary Dyck.

Lois Eden, Brenda Edgar, Elaine Englund, Kenneth Falardeau, David Farmer, Leslie Fauchon, John Fowler, Richard Friesen.

Gail Gardiner, Jeanne Giesbrecht, Garnet Goldsmid, Erwin Golke, Mark Grafstrom, Bob Grieve, Debby Grovue.

Dave Halliday, Agnes Harvey Frances Harvey, Pat Hatchwell Verna Homewood, Lynn Horton, Michael Hutton.

Patricia Jantzen, Carl Judd, Yvonne Kahn, Balbiro Kaur, Sinikka Kellosalmi, Alice Kerslake, Linda Klassen, Hank Kostering, Albert Kramer.

Ron Lammie, Murray McBride and Ron McBride, Cathy McIvor, Rick Marinello, Luiza Martens, Ken Matthews, Warren Mayes, Bob Myers.

Guy Nevraumont, Wendy Newstead, John Nouwens.

Brian Oja, Louise Ollinger, Hans Penner, Cindy Perusse, Cathy Pincombe, Bill Poppy, Angela Price, Sharon Pryor, Edward Quiring.

Richard Ross, Charles Ryan, Mavis Scott, Diane Sharpe, Yvonne Siebel, Lynn Siemens, Allan Sorensen, Wendy Stephenson, Rick Thiele.

John Vander Meulen, Colleen Walker, Joe Warren, Leonora Wierenga, Dennis Woo.

Work Progressing

Matsqui Mayor Doug Taylor, says that work is progressing well on the Mill Lake to Clearbrook trunk sewer project thanks to the co-operation of residents living along the route of the project, who have signed easements.

Taylor says that nearly 90 percent of all residents have signed. There are two lines being built, one to Clearbrook town and one through Clearbrook to Mill Lake.

LEAP Opens Depot

The Low Income Organization known as LEAP, or the Leadership Education and Action Program in the M.S.A. area has opened a clothing and appliance repair depot, in a house at 1928 McCallum Road in Abbotsford.

They have further plans as well, in that they hope to sublet space to other groups in the MSA Community Services Organization, such as Generation Ungap. Also there is a nine acre piece of land behind the house which they hope to turn into a recreational area for children and adults in the group.

JUBILEE TAKES FIRST
Continued from page 3

billy day was the first to be entered by the club and won first prize for general floats. Andre Van Brugle generously donated the use of his ancient truck and acted as chauffeur.

Miss Marlene Love of Marsh Rd. received a trophy for being all round athlete. Miss Warkentine, Jubilee school teacher in pioneer dress led her troupe of girls in the parade and Jubilee P.T.A. had a covered wagon entry of cowboys and Indians. Nine year old Charlotte Turncliffe of Marsh Road represented Jubilee School in the May Day pageant. Jubilee also made its first attempt at coordinating the parade as well as helping in the tea room and hamburger stand.

Awards Night at A H S

LEFT: Bev Chard received the Non - Academic - Commercial Award at Aldergrove senior secondary school graduation ceremonies Friday night.

RIGHT: Principal Norman Sherritt hands the Graduate of the Year Award to Luiza Martens, praising her high academic standards and good citizenship.

FAR RIGHT: Gail Gardiner received the English and History Awards.

BOTTOM RIGHT: Lynn Horton was presented with the French 12 Award for her high standards in that subject.

BOTTOM CORNER: Lois Eden hands teacher Don Urquhart a copy of the school annual, The Twig. Annual was dedicated to popular instructor. Lois also received the Commerce- Academic-Commercial Award from vice - principal Gerry Kinnie.

Other awards were presented to Bob Dornan (Science Award), Hank Kostering (Math Book Award), Lance Conway (Construction), and John Nouwens (Mech.12 & Ind.Power 12).

PARADISO CONSTRUCT.LTD.
General Contractors
For residential, commercial building, call
532-7549

AQUARIUS POOLS
Above & Inground Pools
5553 - 176 Str. 574-7933
CLOVERDALE res. 534-5264

THE CORPORATION OF THE TOWNSHIP OF LANGLEY
Jackman Garbage Dump
CARETAKER WANTED
Written offers are requested from persons interested in providing caretaker services at the garbage dump.
Details of duties may be obtained from Municipal Hall.
Offers must be delivered to the Municipal Hall, Murrayville, B.C. by 1:00 p.m. on Friday June 11th, 1971.
D.J. DOUBLEDAY
MUNICIPAL CLERK

Make Use Of Talent

There is a spiritual dimension to making full use of one's talents. This is a theme of the Lesson-Sermon entitled "God the Only Cause and Creator" to be heard Sunday at Christian Science church services.

"The human capacities are enlarged and perfected in proportion as humanity gains the true conception of man and God," a citation to be read from Science and Health with Key to the Scriptures by Mary Baker Eddy states.

One of the Scriptural selections is from I Corinthians: "Now there are diversities of gifts, by the same Spirit. And there are differences of administrations, but the same Lord. And there are diversities of operations, but it is the same God which worketh all in all."

The public is welcome to attend Christian Science Society at 5806 - 200th Street, Langley. The Sunday service begins at 11:00 a.m.

The Truth That Heals
CHRISTIAN SCIENCE RADIO SERIES
CKVN Vancouver Sunday 9:00 a.m. 1410 KC
CHWK Chilliwack Sunday 9:45 a.m. 1270 KC

WE MAKE
1st. - 2nd. - 3rd. MORTGAGES
with rates as low as 10%
FOR
- New Homes
- Refinancing
- Lower Payment or Rate
- Consolidation
- Car Loans
- or
WHATEVER YOUR NEEDS
enquire to
UNIVERSAL PROPERTIES LTD.
"VANCOUVERS COMPLETE MORTGAGE SERVICE
Enquiries noted and treated completely confidential
A REPRESENTATIVE WILL CALL IN THE PRIVACY OF YOUR OWN HOME SHOULD YOU WISH
CALL TODAY (COLLECT)
685-5618
or
685-4539
MR. PHILLIPS

DATSUN 1600

FROM $2245
The more for your money at
Ron Neetz Motors Ltd.
1890 McCALLUM RD.
ABBOTSFORD PH. 853-2319

To be Tactful
...to achieve harmony and always to seek a basis for agreement rather than difference...this is a part of our creed.
Langley Funeral Home
PHONE LANGLEY 534-3311
Henderson's Funeral Homes
ABBOTSFORD LTD. Phone 853-1812



CLASSIFIED

SITUATIONS WTD -

© SCW. INC.

Part time work wanted in Aldergrove. Available three days a week. 856-6431 -tf

Lady available to do housework by the hour. 856-2828 -tf

Grade 10 boy would like part-time and summer job. In the country or town. Has good typing ability and own transportation. 856-6010 -tf

Housework by the hour $1.50 Aldergrove, Abbotsford areas three days a week only. Phone 856-2828 -tf

Custom sheep-shearing by experience man. 856-7270 -22-2

Work Wanted - Custom Rotavating 856-2358 -tf

Wanted — Work of any type. 532-1034 -tf

Sewing done in my home. Ph. 856-8941 -tf

Elderly lady will babysit in your home or mine. Daily or weekly. Good references. Call 856-8103 after 5 p.m. -tf

Will babysit in my home. Corner of County Line & Fraser Highway. Ph. 856-2018 -tf

Will babysit weekends and after school. Ask for Sandy. Phone 856-6996 -20tf

PROPERTY

For Sale — By owner, new unfinished, but liveable large 3 bedroom home with full basement. On lovely five acres. Nearest offer to $28,500. will take a truck and a small 20 x 22' house trailer as part payment. 534-3894 -tf

For Sale — 20 acres of good soil. Two acres of raspberry and pasture. 2 bedroom home with large front porch. Natural gas. 5278 - 256th St., R.R. 3, Aldergrove. 856-2101 -tf

For Sale — Chicken farm with 45 boxes quote. Three acres and four bedroom home. Full price if $50,000. Please ph. after 7 p.m. 856-6293 -tf

For Sale by owner ½ acre with two bedroom full basement home. Two fireplaces, deep well and two car garage. 856-2394 -19tf

Have a retreat in the Scenic Estate on Lumm Island, U.S. Modern cabin on big fairly level lot. For information coll. 856-2420 -21

Wanted to Rent

Wanted to Rent — Two or more bedroom house. Reliable and clean. Would prefer option to buy. 856-8317 -tf

Wanted to Rent — One large room or two room suite, furnished and board included, in private home in Aldergrove or nearby. Ask for Jack. Phone 856-6912 -tf

Wanted to Rent - Garage for storage. Apply Box 52, Aldergrove Star, or Phone 112-942-4808 -22-1

Wanted to Rent: Businessman wishes to rent 3 bedroom home in Aldergrove area by July 1st. Ph. 112-823-6111 -22-1

Mobile Homes

For Sale or Rent 12' x 48' mobile home, all skirted in, with porch, All new, 2 bedroom. No. 9, Aldergrove Trailer Court. 856-6692 -22

HELP WANTED

Students, post secondary, for pollution programme in area. To apply phone SPEC at 856-8290 or 856-2496 -21-1

200 Strawberry pickers wanted 1st and 2nd year Northwest Strawberries. J. A. Price 27441 - 16th Avenue., South of Aldergrove. 856-2941 -22-3

Strawberry pickers for 10 acres field inspection welcome. Top wages. Two cabins available. 534-5546, Ron Neers, 23888 - 48th Ave., R.R. 7, Langley -22-1

Strawberry pickers wanted - 5438 - 240th St., Good Crop. S. Avery. 534-4062 -22

BUSINESS OPPORTUNITIES

Earn Money In Spare Time Men or women to re-stock and and collect money from New Type high quality coin-operated dispensers in your area. No selling. To qualify, must have car, references, $1,000.00 to $3,000.00 cash. Seven to 12 hours weekly can net excellent income. More full time. We invest with you - - and establish your route. For personal interview write: B.V. DISTRIBUTORS LIMITED Dept. "A" 1163 Tecumseh Rd. East, Windsor 20, Ontario.

For All Your MOBILE HOME Requirements Always Try
Westlawn Mobile Homes
16099 Fraser Hwy., Phone 596 - 1505

PEATLOAM
Mixed with cow manure from a barnyard for sale. Phone between 4 p.m. and 10 p.m.
856-2733

LUCILLE'S BEDDING PLANTS
29788 Fraser Highway
First east of Aloha Trailer Court
Potted Patio Tomatos
REASONABLE PRICES
Good variety

Phone: 856-6112
N.H.Construction
RESIDENTIAL & COMMERCIAL
FRAMING — FINISHING
N. C. (Norm) Haid
26675 Fraser Highway Aldergrove.

Peterson
FOR THE BEST BUY ON
MAZDA

Immediate Delivery
Highest Trade-Allowance
MAZDA DEMONTRATOR AVAILABLE
Franchised Mazda Dealer
Sales — Parts — Service
PETERSON MOTORS LTD.
32588 SOUTH FRASER WAY,
ABBOTSFORD.
PHONE: 853-3811

Richard Friesen receives the Valedictory Award from AHS principal Norm Sherritt at graduation ceremony Friday night.

Richard spoke on the importance of knowing what you are doing. Instead of just following along with the majority and the general opinion, he suggested young people take a good look at the world they live in – and then set out to improve it. -Star Photo

Centennial Fun Night

by D. Berreth

Nine ladies from Branch 265 Royal Canadian Legion, Aldergrove, auxiliary visted Riverview Hospital on the 27th of May. Following their tour the ladies were served a very nice lunch prepared by some of the patients in appreciation of the visit.

Ten Legion ladies made a good showing for Branch 265 when they travelled to Fort Langley to see the Royal family. They managed a real close look at the Queen and her family.

The Ladies' auxiliary convention in Chilliwack on May 3rd was a great success with over five hundred ladies marking in the parade. The convention was held in the Evergreen Hall.

The ladies from other provinces and cities found the hospitality and scenery around Chilliwack wonderful and hope to come back sometime. The Branch 265 ladies helped serve lunch on Monday afternoon at the Evergreen Hall. The next convention will be held at Campbell River.

The ladies of Branch 265 have decided to donate 75 dollars to the Aldergrove Lacross team.

The next smorgasbord in the Aldergrove Legion will be on a centennial theme with old style clothes and old style food, also fun and games and dancing.

So get out your centennial clothes and come on down to the Legion and enjoy yourself with your family from four in the afternoon till nine o'clock for the children. Everyone is welcome, June 11th is the date to remember.

On June 12 there will be a Centennial parade in Aldergrove.

Bingo is still being held every Tuesday night at the Aldergrove Legion, so bring a friend and have a good time. Everyone over sixteen is welcome.

Water Study

A meeting of the three regional districts in the Central and Upper Fraser Valley to examine future water resources, is being planned, although no date has been set.

Fraser Valley East M.P. Jerry Pringle, and members of the Dewdney Allouette, Central Fraser Valley, and Fraser Cheam Regional districts, will discuss among other things a recent water study which delves into present and future sources of water for Central Fraser Valley residents.

Mayor Neville Cox of Mission will be involved in the discussions and he would like to see a common water supply system, for the whole Fraser Valley become a reality.

Six Year Old Driver

A short drive in a car driven by six year old Leona Korporal of Matsqui, last Friday resulted in $500.00 damage to the vhicle.

According to a Matsqui police report, the child was playing in a car parked in a driveway of her home on Ross Road in Matsqui, when the child pulled the gear lever into neutral. The car rolled backwards out of the driveway, across the street, and into a tree, thus causing the damage.

The child was not injured, and fortunately no cars were coming along Ross Road at the time of the incident.

24 Hour Towing
no job too small or too big
EXPERT REPAIR and PARTS SERVICE
on all makes of Cars and Trucks
E. Quiring & Sons
Days 856-8721 ALDERGROVE Night 856-2140

Do Your Shopping in the Friendliest Little Community in the Fraser Valley

1 ALDER - INN HOTEL
YOUR HOST
JOHN NUNUCK
LADIES 856 - 2916
MEN 856 - 2917

2 Hi-Vay Salvage
WE BUY BEER BOTTLES – COPPER – BRASS – ALUMINUM – LEAD – RADIATORS – BATTERIES – And all types of STEEL & CAST.
WE PAY HIGHEST PRICES AND WE PICK UP. JUST PHONE 856-8308
29092 Fraser Highway
Aldergrove

3 Aldergrove Salvage
AUTO WRECKING & TOWING
We buy all metal, beer bottles
We pick-up - Clean basements and yards.
Jim Bifano & Son.
27820 Swensson Rd. 856-6383

4 Aldergrove Radio & T.V.
WE SELL THE BEST
SERVICE THE REST

5 est. 1961
Aldergrove Hardware Ltd.
DEALER FOR
MARSHALL WELLS
Alf Dixon, Prop.
Jackman Road. 856-2411

Bill's Auto Body & Paint Works
West Aldergrove
Phone 856-2721

13 BINGO
Aldergrove Legion Hall
Every Tuesday Nite at 8 p.m.
EVERYBODY OVER 16 WELCOME
We cater to weddings, banquets,
Phone 856-8494
856-8308
856-6355

14 FERGUSON'S COLD STORAGE
Lockers Meats and Groceries
856-2424

OTTER FARMERS INSTITUTE
GROCERIES – FEEDS
GAS – CLOTHING
8 a.m. - 5 p.m. 6 Days a Week
3548 - 248th St. 856-2517

15 Aldergrove Better Shoe Store
A. M. Courtemanche
Practipedist 856-2616

16 Kohlers European Sausage
Custom Kill - Cutting
Wrapping & Freezing
We also sell Locker Orders
3338 - 272 St. 856-8938

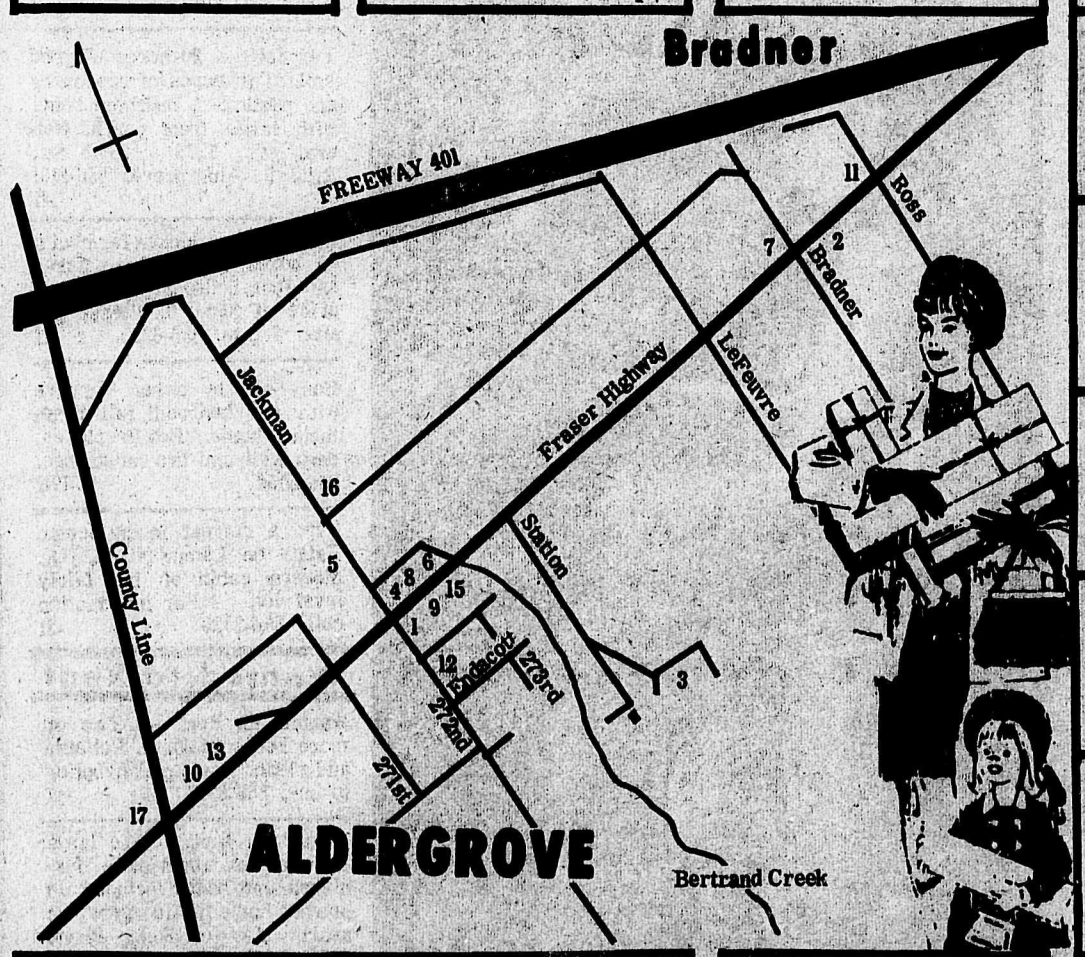

Est. 1958
ART'S PASTRY
QUALITY BAKERY GOODS

K & H TRANSPORT SERVICES LTD.
856-8674
28761 Fraser Highway

10 Bakerview Gardens
FLORISTS & LANDSCAPING
26641 Fraser Highway
Phone 856-2215

11 PAY - N - SAVE
3 Miles East of Aldergrove
24 Hour Service
GAS + CAFE + GROCERIES

8 J. F. BUTLER & SONS LTD.
PLUMBING & HEATING
Water Pumps
SALES & SERVICE
PH. 856 - 2685

12 ALDERGROVE SPORTS SHOP
Full Line of Sports Equipment
2992 - 272nd St. Aldergrove
PH. 856-8470

ARE YOU ON THE MAP?

17 SPEEDIES SERVICE
6:30 am - 9:00 pm
Groceries
Gas - Oil - Tires
Corner Fraser Highway and County Line Road

9 Gardiner's Rexall PHARMACY
Phone 856-2611
Box 39, Aldergrove
Prescription Services

Fast Home Freezers
CUTTING WRAPPING
FREEZING
Home Cured Bacon & Smoked Sausage
3986 - 248th St., Aldergrove
PHONE 856-2187

From Parliament Hill

Tap...Tap...Tapping

by Mark W. Rose, M.P.

Speaking in the debates on the alleged use of electronic eavesdropping devices for the purpose of obtaining information about certain groups and individuals in our society, I questioned the Secretary of State (the Minister responsible for Communications) as to whether or not any specific frequency bands have been set aside for police or other persons using such listening devices.

Concern for individual privacy and the implications of el-

ectronic spying are neither new nor are they limited to Canada In the United States a sixth circuit court judge has ruled that the FBI must first obtain a warrant to tap phones of domestic groups suspected of subversion. The FBI, of course, was somewhat less than enchanted with this ruling. Much controversy, too, has surrounded the U.S. army's snooping on civilians and a U.S. Court of Appeal has ordered a full-dress hearing by a federal court into the constitutionality of the army's spying on civilians.

In our own country, too, there is widespread concern. In the Ottawa Citizen recently under the headline "Bugging ban bill due before summer" it was reported that our Minister of Justice, the great defender of civil liberties, emotes equal concern and plans to make electronic invasion of privacy a ciminal offence.

What prompted my question was the allegation of the movement for the defence of political prisoners that their meeting May 15 in Montreal had been subjected to furtive electronic scrutiny. This is the very thing that the Ministers of Justice's proposed bill is supposed to guard against. If this surveillance were conducted by the RCMP, the Montreal police or any other body there is nothing in present law which forbids it except - - and this is a big exception - - that under section 3 of the Radio Act any radio transmission requires a licence to operate on a designated frequency except under certain exceptions granted under party 2 of the same section. Under section 11 of the radio act it is illegal for any person to establish or install a radio station contrary to the act, and if one does he is liable to a fine of $25 or a 12-month prison term.

The Department of Communications issues licences to operate radio transmitters on prescribed frequencies. If the police have not been assigned frequencies, and if they have been using them as is alleged in the Montreal case, then the police are acting illegally. That raises some interesting questions about the admissability of any evidence gained thereby - - or do the police, like the FBI, feel they can do as they please?

A second point is that the frequency used by the bugging device was very close to that assigned - - I have learned this from the Department of Communications - - to aeronautical radio navigation signals. Yet no one in the Ottawa communications headquarters would answer whether or not the police had applied to use this band. The whole thing is extremely woolly and there was a noticeable lack of candour in respect of my efforts to gain information.

In conclusion, I was moved to ask further questions: Do commercial bands for taxis, businesses, the police, etc., include implicit permission to employ electronic eavesdropping devices? What effort is the Department of Communications making to effectively administer assigned frequencies so that invasions of privacy are not encouraged.

There are 5,000 radio transmitters in Ottawa and 25,000 in both Montreal and Toronto. So this is a serious matter. From my immersion into the Radio Act it seems that if the act and its regulations were enforced to the fullest extent there would be little need for the Minister of Justice to move for more legislation in this very personal area.

—Editors are absolutely independent of advertisers; they "don't need advertisers as much as advertisers need them."

Hank Kostering received the Mathematics Book Award (and pin) from vice principal Gerry Kinnie at graduation ceremonies in Aldergrove high Friday night. -Star Photo

Congratulations!

Born, May 13th to Mr. and Mrs. Ernest Holland (Dorothy) a son, Darryl Charles, 7 lbs. 2 ounces, at Langley Memorial Hospital.

Otter W. A. Meets

The ladies of Otter Hospital auxiliary met at the home of Mrs. V. Williams on Friday, May 28, with sixteen members present. Mrs. P. Whyte, of Clover Meadow Crescent was welcomed as a new member. Committee reports: Sunshine - Mrs. V. Williams; Gift Shop - Mrs. J. Brand; Press - Mrs. M.C. Penzer. Mrs. L. Howse and Mrs. J. Brand will attend the next W.A. Council meeting on June 7th. The following ladies will work in the Gift shop in June: Mesdames, - Genberg; Whyte; Howse; Phybus; Williams; Brand; Fransen; McCallum and Zsoltoras.

A "Pot Luck" dinner will be held at Williams Park on June 25th, when the Draw for the grocery hamper will be held. This will be the last meeting before the summer recess. The draw donated by Mrs. L. Smith was won by Mrs. L.M. Simpson. After the meeting lunch was served by Mrs. E. Fransen and Mrs. L. Howse, as co-hostesses.

Marked Report

Total receipts for the week of May 26 at West Coast Auctions, Surrey, were 492 cattle, 19 hogs, and 49 sheep. Market strong on fat cattle and cows. Steady on all other kinds.

Good steers 33.00 to 34.00; Medium and Holstein steers 28.50 to 33.00; Good and choice heifers 32.20 to 33.60; Plain and medium heifers 28.00 to 32.00; Best Holstein cows 21.00 to 24.00; Canners and cutters 18.00 to 21.00; Bulls 23.00 to 28.30.

Butcher hogs 17.25 to 19.10; Sows 14.85 to 15.00; Good lambs 30.00 to 32.50.

Good veal 40.00 to 48.75; Medium veal 36.00 to 40.00; Baby calves each 40.00 to 71.00; Heavy feeder steers 31.50 to 33.30.

Back Home

Dr. and Mrs. Mout and their three children have returned to Aldergrove arriving last Saturday, after having spent the last month in Holland visiting family and friends.

DESIGN AND CONSTRUCTION OF PERSONAL CARE HOMES

CALL FOR PROPOSALS

PROPOSALS

The Government of British Columbia invites proposals for:

(i) design and working drawings or

(ii) design, working drawings and construction for one, two, three, or four Personal Care homes of approximately 150 beds each, to be located at Victoria (1), Vancouver (2) and Kamloops (1).

These four projects will be the first of a number of Personal Care Homes to be constructed in centres across the Province.

The design should meet the requirements of elderly persons needing a measure of personal care and nursing supervision. The design should generally follow a written functional program provided by the British Columbia Government.

Lands and necessary services to the site boundary will be provided by the British Columbia Government.

VARIETY OF TERMS

Proponents must be prepared to enter into an agreement to provide appropriate services in connection with a design and set of working drawings and to accept responsibility for cost limits.

If construction is also proposed, the submission must indicate a firm price at which construction would be undertaken and give firm dates for completion of construction. In the event a proposal for design, working drawings, and construction were accepted, it is anticipated two agreements would be entered into, one contract in respect of design and working drawings, and another contract for the construction phase.

Any or all proposals may not necessarily be accepted.

Deposits are not required at the time of submission but upon acceptance of a proposal, the customary practices as to deposits and bonds will prevail.

Proposals will be examined by, and final selection if any will be with, the Government of British Columbia.

HOME-LIKE ATMOSPHERE

Proposals will be judged by how best the needs for suitability for care and a homelike atmosphere are balanced against the requirements for economy of operation and capital cost control. Other matters to consider will be construction quality and starting and completion schedules.

Sealed proposals in duplicate clearly marked "Proposal for Personal Care Homes" will be received until 2:00 p.m. on Monday, July 5, 1971, at the office of:

Dr. A. A. Larsen,
Health Branch, Department of Health Services & Hospital Insurance,
Parliament Buildings, Victoria, B.C.

Packages containing information as to site location, conditions, function programme and general instructions may be obtained from Dr. Larsen (see address above).

GOVERNMENT OF THE PROVINCE OF BRITISH COLUMBIA

Department of Public Works
Honourable W. N. Chant,
Minister

Department of Health Services & Hospital Insurance
Honourable R. R. Loffmark,
Minister

CLASSIFIED ADS

Deadline MONDAY noon

AGREEMENT
It is agreed by any advertiser requesting space that liability of the Central Fraser Valley Star in event of failure to publish an advertisement or in event that errors occur in publishing of an advertisement, shall be limited to the amount paid by the advertiser for that portion of the advertising space occupied by incorrect item only, and that there shall be no liability in any event beyond amount paid for such advertisement. No responsibility is accepted by the newspaper when copy is not submitted or verified in writing.
Phone your ad : 856-8303

Central Fraser
Valley Star

Box 220, Aldergrove, B.C.

MISCELLANEOUS FOR SALE

For Sale - One floor length wedding dress with matching headpiece and veil, $35.00 One small portable TV $25.00. Ph. 856-2115 -tf

For Sale - Tent trailer, as new. Opens on 3 sides. Sleeps six and has add-a-kitchen. $650.00 or best offer. 856-6477 -tf

For Sale - Manual operated record player. Good sound and volume. A-1 condition. Phone at night 856-8303 -tf

For Sale - Fresh brown eggs. 2920 - 264th St., Aldergrove. Ph. 856-8140 -tf

Brown Eggs for Sale - 50 cents per dozen. 856-6253 -tf

Exercise Equipment for Sale - one rowing machine. Phone 532-1151 -tf

For Sale — One lamp table, chrome legs $10.00, 1 6' vanity bureau, plate glass mirror top and mirror, 7 drawers, matching stool $75.00. One Spanish swag lamp $15.00, one modern swag lamp $12.00. One corner step table $15.00. One Sunbeam rotissier $12.00. 856-6743 -tf

For Sale - 1 - 22 ft. Woods deep freezer, chest style., 1 house jack. 856-2170 -19

For Sale - Oil stove, 110 gal. tank as new, will sell separate. 27941 Broadshaw Road Ph. 856-8970 -19

For Sale - No. 9 International Rake, used 2 seasons. $525. or best offer. 856-2345 -19

For Sale - 75 foot Laurel Hedge. 856-8519 -91

Plastic Drainage pipe for ½ price. 856-8288 -17tf

For Sale - Tent trailer, as new, opens three sides. Sleeps six, has add-a-kitchen. $650.00 or best offer. 856-6477 -tf

One baby walker $16.95 new. Used a couple of times. $10. One Playtex nurser set, new $3.00. 534-9605 -19

For Sale - One beginners drum set. Offers. 856-7162 -20

For Sale - bed chesterfield and matching chair, very good condition. green color. $50.00 Ph. after 6 856-2181 -21

Monarch shallow and deep well pumps. Good used pumps for sale. Service on all pumps, large or small. Plastic pipe and plumbing supplies. Call MURPHY AND WAKEFIELD 32394 South Fraserway Abbotsford 853-2171 -tf

For Sale - Well constructed tent trailer with lights, 16" wheels with spare. Good ice box and cupboards. Heavy marine canvass, does not leak. Sleeps 4 adults or 2 adults and 4 children. Comforatble. 2 -3" foam mattresses includes. Ph. 856-2930, see at 1351 - 272nd St., -20

For Sale - 20 cu. ft. deep freezer, Kelvinator electric range; 1 china cabinet, rocking chair. Ph. 856-6630 -20

For Sale - Ladies good clean clothes. Size 10 - 12 Phone 856-8282 -20

For Sale - Complete running gear of wagon, complete with whipple trees and neck yoke. Wheels in good shape. Phone 856-6207 -20-2

For Sale - Frigedaire automatic washer $65.00. Phone 856-2236 -20

For Sale - set of drawers, small desk. Light fixtures. Phone 859-9706 -21-2

For Sale - Coldspot fridge, real good condition. $40.00 Phone 856-6015 -tf

WIGS - Good quality frosted synthetic wig and blonde human hair wig, both never worn, also long brown synthetic wig with natural part, worn once, half price. 856-2832 -21

For Sale - Briscoe 72 chord organ. Very good condition. $150. Ph. 856-6595 -22-1

For Sale - 2 silver-white fur children's coats. Size 14 and size 6. Worn once. Phone 856-2379 -22-2

For Sale - One fridge, oil stove and oil barrel. 856-8397 -22-2

For Sale - Sectional chesterfield, 19" T.V. black and white, Telephone table. Kitchen stove, lamps, bedspread and drapes. Ph. 853-3708 -22-1

For Sale - one black and white Swinger Poloroid camera. Brand new. 856-2267 -22

WANTED MISCELLANEOUS

Wanted - Will pick up old newspapers and bottles for Cubs and Scouts. 856-6868 -tf

Wanted - Married Pensioners to park on acreage as caretakers. 856-8107 -20

Wanted - One double bed sized mattress, 2 ¾ size bed mattresses. Reasonably priced. Ph 853-2021 -tf

Elderly lady to live with partially crippled elderly lady. Free room and board and some wages. Pensioner preferred. Ph. 856-6104 -20

Wanted - homes for kittens. 856-6662; or 856-8362 after 6p.m. -22

Wanted - good, clean, older model car. Tasty Donut House Aldergrove -21

Wanted - Reasonable - young male peacock, or peacock eggs or information regarding such. 856-6253 -tf

McCULLOCH CHAIN SAWS
DEPENDABLE - POWERFUL
"WORLD'S LIGHTEST CHAIN SAW"
A saw for every job,
A price for every budget,
Ask for free Demonstration
"FOR INFORMATION CALL"
FAST'S
SAW SERVICE
28728 SOUTH FRASER WAY
ALDERGROVE B C

WANTED
Cattle — Horses — Live or dead, for animal food. Call any time:
CARSON's STOCK FARM
Call collect:
856-2414 or 856-2707.

CHICKS
Brown Eggs — Dual Purpose Paymaster
White Eggs — Stone's White Leghorns
Meat Birds — White Rocks
Started Pullets — Order Early
NAPIER HATCHERY
22470 - 64 th AVE.,
534-6268 -tf

LIVESTOCK

GOATS MILK for sale Ph. 856-6652 -22

For Sale - Pigs - weaners, 6 weeks old. Ph. 534-3894 -22

For Sale - seven year old gelded Appaloosa pony for experienced rider. Ph. 856-6662, after 6 p.m. Phone 856-8362 -22

For Sale - M66 New Holland hay baler with engine. Good condition. 856-8931 -tf

For Sale - One year old boar, 4 year old sows, three due to have second litter, twenty two three month old weaners, and eight two month old weaners. 856-7172 -22tf

For Sale - Bred black doe or will trade for female Dutch rabbit. 856-8135 -22

Standing hay for sale, or will share. 856-6783 after 6 p.m. -22-2

Appaloosa mare, due to foal June 15th bred to top Thoroughbred stallion. Stands 14.2 and 8 years old. 856-6323 -22

18 acres of standing hay for sale. Ph. after 6 p.m. 856-2973 -22-1

Seven month old laying leghorn pullets $1.75 each. Phone 856-8140 -22-tf

Wanted - Fancy hens and roosters. Ph 856-8140 -tf

Registered Polled Hereford Bull for Breeding (Golden Mischief) 856-2820 -20

For Sale — Young Landray boar and sow for sale. 856-6783 after 6 p.m. Also good hay -tf

ECONOMY SHAVINGS LIMITED
Shavings for sale, by blower or push out. 534-5605 -tf

FARRIERS

HORSE SHOEING, TRIMMING, Ph. 534-9557, 4741 -224th St., Langley, B.C. -tf

KOHLER'S MEAT
We buy livestock, cattle, hogs, sheep and calves. 3328 - 272 St., Aldergrove. 856-8938 -tf

BUY AND SELLING of Livestock. Richard VanderMeulen, 856-6249 -tf

LIMPRIGHT
'The MANURE KING' Ltd.
Chicken & Turkey Manure
$1.00 per yard for 15 yards.
$1.50 per yard for 10 yards.
Delivered
Ph. 856-8438, t.f.

For Sale - Massey Ferguson 135 Diesel tractor 800 hours $2500. M.S. side delivery rake $350. Utility trailer $55. Phone 856-2488 -tf

Feeders for sale. Phone 856-2897 -19

Day old ducklings and goslings 856-8553 -19tf

Family cow for sale. Will freshen in December with second calf. Jersey-Guernsey cross. 856-2279 -19

Pasture available for one or two geldings. $25.00 per month. South Aldergrove. 856-8290 evenings. -21

For Sale — Calves, all ages. 2500 - 272nd St., Aldergrove. Ph. 856-6647 before 10 a.m. or evenings -tf

Massey Ferguson 135 Deisel tractor 800 hours $2,500.00; 48' Northwest Rotovator with strawberry kit $600.00. M.F. side delivery rake $350.00 14" two bottom plow $60.00; Solid utility trailer $55.00 Phone 856-2488 -tf

Good quality Highland Hay 80 cents per bale. 1585 LeFeuvre Rd. 856-2242 -tf

Mallard and Peking ducklings - excellent meat birds. Well started $1.00 each. Phone 856-6253 -20tf

For Sale - Olber bailer model 50, PTO, good working condition $300. D. Lockhart 856-8785 -20-2

Bull Service - Hereford, white face. 856-6996 -20tf

FARM HAY SALE - Alfalfa by the bale, ton or load. Phone 856-2759, 2033 - 264th St., in Aldergrove. -tf

MANURE SPECIALISTS!
Broiler or Caged.
D. & D. TRUCKING
Phone 856-2793 or 532-2905.
t.f.

Horseshoeing and trimming. Ph

Horseshoeing and trimming Ph. 859-9533 -21

2 horse trailer tandem brakes 859-9533 -21

For Sale - 1 - 6 year old sorrel gelding. 1 - 8 year old Pinto gelding. Saddles, bridles, blankets. Good with children, sount. 856-2288 -tf

Weaner pigs for sale. Mrs. Jacobson 856-2907 -tf

BULK MILK TANKS - B.C. Distributors for Van Vetter, new and used tanks for sale, also Boaumatic milkers. Rubber replacements for most milkers.
MURPHY AND WAKEFIELD
32394 South Fraserway
Abbotsford 853-2171 -tf

FOR SALE. 9 reg. Ewes with Lambs. 1 reg. 2 yr. old ram. Also 1961 A 55 Austin, whole or parts. What offers?Ph. after six p.m. 858-7825. 22-1

AUTOMOBILES USED

We Buy & Pick-up Scrap Cars & Trucks
UNIVERSAL SCRAP
PHONE 859-9411

1962 Ford Fairlane in good driving order. Reasonable price. 856-8469 -20

BODYMANS SPECIAL
$425.00 Full price, 65 Chev Impala V8, Auto Radio PS & PB, good tires, A good buy for the body man. 574-7468. See at Stampede Motors, at 5811 - 176th St., Downtown Cloverdale -sp

For Sale - 1960 Ford Starliner, 2 dr. h.t. V8 auto. Phone 859-4063 or 856-2955 -22

'67 Austin 1100 Station wagon, $950. Open for offer. 574-7468 -sp

'64 Ford 4 dr. sedan one owner radio $650. 574-7468 -sp

For Sale '69 Sumbeam Imp 25,000 miles, clean student or ladies car. $900. or offer. Ph. 859-9820 -22

'65 Ford LTD 4 dr., h.t. 390 V8 Auto. PS & PB., radio 995. 574-7468, 5811 - 176th ST., in Cloverdale -sp

1957 Rebuilt 282 engine, transmission and bell housing. Ph. 856-6323 -22

1964 Landrover, Model 88 Deluxe, winch, hubs, good condition. Sacrifice $1,200.00. Phone 856-7176 -tf

SCRAP CARS WANTED - See Bradner Salvage 856-8378 -tf

'71 New Roadmaster Camper 9' - 54" overcab bed. Double sink, furnace, 75 lb. ice box $1895. 853-2874 -21

For Sale - Datsun aluminum canopy. Safety glass window $60.00 534-9452 -21-2

For Sale - '67 Ford camper special with camper. 354 cu. inch motor. 3 speed automatic. Propane fridge, intercom etc. 1137 - 272nd St. Aldergrove -tf

For Sale - '67 Ford ¾ Ton with camper 352 cu. inch motor 3 speed automatic. Many extras A-1 condition. View at 1137 272nd St., Aldergrove -tf

1959 Ford standard, radio, running order. $150.00 856-8941 -19 see at 29440 Townshipline Rd. Aldergrove -19

159 REPROCESSED CARS!!!!! Take over payments. No cash needed. 30 day free trial. All makes. All models. Payments as low as $2.00 per week. One hour delivery. Telephone application. 581-0414 -tf

'49 International half ton for sale, runs well, good tires. $250.00 or best offer. Ph. 856-6486 -20

For Sale - '62 Chev pickup V8, 4 speed, new tires. $475. Ph. 856-8066 -19

For Sale or Trade 1959 Rambler Sedan, 2 door for livestock or what have you? Phone noon or evenings 532-1691 -19

133

TELEPHONE 856-8303

'61 VW For Sale - good shape good tires. Also 2 acres standing hay 856-2734 -21

TRANSPORTATION SPECIALS

'59 Buick. . . . . .$99.
'59 Ford. . . . . .$99.
'62 Falcon. . . . . .$195.
'59 Mercedes - gas. . . .$195.00
'64 Corvair auto. . . . . .$333.
'61 Rambler. . . . . .$195.
'60 Valiant auto. . . . . .$195.
'62 Pontiac 6 . . . . . .$269.
All cars stored at Stampede Motors Ltd., 5811 - 176th St. Downtown Cloverdale. Ph. 574-7468 -sp

Wanted - 67 to 69 Olds Vista Cruiser, 576-6918, have car and cash. -sp

'66 VW 1300, $795. Phone 574-7468 -sp

Very Rare '60 Mercedes 190 SL Sports Coupe 2 tops - show room cndition. 574-7468, see at Stampede Motors, 5811 - 176 St., Downtown Cloverdale -sp

'50 Chev ½ Ton $150.00. Ph. 853-2874 -21

HOME SERVICES

Plastering - Stucco - Drywall Cement work and finishing and renovating carpentering - 1st class work guaranteed. Walter C.G. Ostrum. 21073 - 8th Ave. Langley, B.C. -tf

Aldergrove Fuller Brush Representative, Mrs. D. Nicholson. Ph. 856-2805 -tf

Spenser individually designed corsets, girdles and bras give you the support your need. Your clothes will fit better. Also panti house large to extra large. For information call Mrs. H. Epp at 853-1817 -22-4

Reliable painting and decorating. 856-2773 -tf

BEESTON'S PAINTING and DECORATING - Interior and Exterior painting, also paperhanging. Clean thorough workmanship, over 30 years experience. Phone Larry, 856-6674, preferably after 6 p.m. -tf

Watkins products available. Ph. evenings 856-8652 -tf

PARTS & REPAIRS, Trailers, mobile homes, campers, hitches, car wiring, custom built work and utility trailers. BLYs on Peardonville Road, Across from Lumber City. Phone Evenings. 859-5346 -tf

GARDEN ROTOVATING 'small spots my speciality' - 534-3429 -tf

JOHN'S LANDSCAPING, pruning, trimming and cleanup. Rock wall and rockery work. Planters. 856-6667 -tf

BRIGGS & STRATTON MOTOR repair, parts. Also V-belts and pulleys.
MURPHY AND WAKEFIELD 32394 South Fraserway Abbotsford. 853-2171 -tf

Blue Printing and Houseplans drawn to NHA spec. A good stock of plans to choose from. Or custom designed to your requirements. Reasonable rates. 534-6437 -tf

Custom Manure Loading and Spreading. D. Lockhard. Ph. 856-8785 -tf

RENTALS

Room For Rent - For Working girl. Apply Box 53, Aldergrove Star -22

For Rent — Hardtop ten trailer for rent, modern crankup propane stove, water system, propane-electric lights, 5000 BTU heater. $30.00 per week. Book now. D & S Rentals Ltd 588-3791 -tf

For Rent — Free, to take care of elderly man. Middle aged man and wife or single man or woman 856-2170 -tf

One Bedroom for rent. Woman preferred, board and room. Ph 856-2840 evenings -tf

Holiday Rentals & Sales Ltd.
FOR RENT - Trailers, tent trailers and campers with or without trucks, also horse trailers. Holiday Rentals & Sales Ltd., Cloverdale 574-5115 -tf

RENT PARTY SUPPLIES
Glassware
Banquet Supply
VALLEY RENTALS LTD.
534-5374
Industrial Avenue, Langley

PERSONALS

Alcoholics Anonymous, call 856-8582 -tf

Is Alcohol a problem in your family? Call Al-Anon 856-6292 or 856-6676 -tf

Avon cosmetics available. Anyone interested please call 856-8400 -tf

Give your neighbour a ROYAL WELCOME - Phone Mrs. Snowdon at 856-2402 -tf

Have your child learn through play at Happy Hours Co-Op Pre-School. Three, four and five year olds. 532-2616 -tf

PETS FOR SALE

Samoyed pups, championship stock for pet or show. 856-8290 evenings.

German Shorthaired Pointer puppies. Show stock and hunting stock. Champion breed. Trabon Kennel 856-6450. Aldergrove. -tf

Poodle grooming by professional, also small breeds. Ph. Jill 856-6224, or 856-8204 -tf

Seal point Siamese kittens. Ph. 856-8152 -19

Pups for sale. P. 856-6984 -19

For Sale - Dalmation cross pups Best offer. Ph. noon or evenings 532-1691 -19

Two puppies for sale - reasonable to good homes. 856-6572

Great Dan Puppies for sale Poodle clipping in your home. at your convenience. Prompt service. 856-2252 -tf

For Sale — Budgie Birds. Ph 856-6619 -tf

For Sale - Chihuahua and cross chihuahua pups. 856-6169 -tf

Toy and small minature poodle puppies. White, cream, sprlcot and silver. Toy white stud for service. 856-2454 -tf

Puppies wanted — Will pick up. 534-4449 -tf

Poodle clipping and all breed grooming, also chihuahua and pekinese stud service. Call after 5:30. 856-8713 -tf

Registered stud service for chihuahua, Maltese, poodle and pekinese. Ph. 856-6739 -tf

Reg. Maltese stud service. Puppies now available. 856-8242 -tf

LOST & FOUND

Girl's timex watch lost on Fraser Highway between Aberdeen elementary and Aberdeen Lumber Sales. Saturday. Please ph. 856-2345 -19

Lost: Three calves, 2 Holstein and 1 Jersey. 4 months old. Corner of Roberts and Jackman Roads., also one black faced and legged sheep. 856-6228 -22

CENTENNIAL MEMO — Roderick Finlayson was made chief trader at Fort Victoria in 1850 and chief factor in 1859.

continued

Sara-Le Beauty Salon
"For Beautiful Hair"
Opposite Aldergrove Hotel
Proprietor Mrs. S. C. Lehman Phone 856-8877

W. N. ARMSTRONG
OPTOMETRIST
Linwood Block - Langley
Office Hours 9 - 5:30
Closed Monday

C. J. WATT
Certified General Accountant
commissioner for the taking of affidavits
Photo Copy Service available
25¢ per copy
3089 - 272 Street, Aldergrove

Sports

RELIABLE Cycle & Sports Shop
Sporting Goods, Cycle & Repair
Service since 1940
Ph. 534-3913
Full line of repair parts and service, 2 mechanics on duty. Lock and key service by experienced mechanic, large stock on hand.
Badminton and tennis racquets restrung and repaired.
Raleigh, Triumph, CCM Bicycles.
Sporting goods, toys and cycles, with repairs and accessories.
G.S.BISHOP&SONS

NEW & REBUILT PUMPS REDA SUBMERSIBLE PUMPS
Water Wells & Water Systems
TOTEM DRILLING & PUMPS
33442 Clayburn Rd. Abbotsford
For A Complete Job 859-9973

WILL PAY CASH for used furniture & appliances or sell on consignment
PHONE 856-6912

Music

LANGLEY MUSIC STUDIOS LTD.
See our New Location In the Glover Block
+ INSTRUCTION
+ SALES
+ REPAIRS
+ MUSCIAL ACCESSORIES
Phone 534-4015

Cameras

Nova Studios
(PAUL BEGATO)
PORTRAITS OF DISTINCTION
Complete Line of Cameras and Supplies
Trans Canada Hwy., Langley, B.C. Phone 534-5116

Water Pumps

Well Drilling
Pacific Water Wells Ltd.
534-6331
22314 Fraser H'way
R.R.1 Langley

WATER PUMPS
Repair and Install
call Bill 856-2644
or Al 534-4635
24 hrs 7 days a week

Service, Repairs

SEWING MACHINES
REPAIRS
We handle the BERNINA, HUSQUARNA, PFAFF & BROTHER.
Specializing in Quality Wool and Silk Fabrics.
TOEWS SEWING MACHINE CO.
853-1646 Abbotsford

DIESEL STOVE SHELL FUEL OIL
You Can Budget Your Furnace Oil Here
SAM GARDNER
Shell Distributor
853-1594 Abbotsford

ALDERGROVE TAXI
PH 856-2541
GORDON SCOTTY VANETTA
Courteous Service
Anytime - Anywhere

Don's Auto Body & Paint Shop Ltd
Complete Body Repair
Painting and Glass Replacement
Don Charlton (Prop)
27441 Fraser Valley Hwy.
NOTE: NEW PHONE: 856-2594

R.E.G. Roofing
New and Reroofing
Cedar Shakes and Duroid
Ph. 859-4081
Free Estimates

Valley Garbage Disposal Service
Pickup Throughout Langley City and District
PH. 534-3368
Box 544 - Langley

Electrical

* General Hardware
* China
* Sporting Goods
* Electrical Fixtures
* Appliances

KEY CUTTING
ALDERGROVE HARDWARE LTD.
Jackman Rd.
Ph. 856-2411

ATWELL GANDY LTD.
GAS
ELECTRICAL
CONTRACTORS
Ph 534-6811
Langley
20200 Industrial Ave.

Owl Electric
COMMERCIAL or RESIDENTIAL WIRING
Ph. 534-9522

Valley Electric
CLASS "A" CONTRACTORS
25 years experience
New or Old, Large or Small
FREE ESTIMATES
856-6603
After 6:00 P.M.
5000 - 256th Ave. Aldergrove

VALLEY GLASS LTD
House & Car Glass
Replacement Experts
Any size of Glass or Mirrors
Phone 853-1558 Clearbrook
Closed Mon.

As Guff Tayler fires the starting pistol the race is on.
Record number of parents turned out to help make sports day at Aldergrove elementary a howling success. -Star Photo



Another kind of a race — the egg race. Keep your tongues straight, lads'

Park Caretaker Quits

The resignation of Bill Buxton as caretaker of the Aldergrove municipal park was accepted Monday by Langley district council.

Recreation committee chairman Ald. Ralph Barichello was asked to look into the matter of finding a temporary replacement for Buxton.

Mayor Bill Poppy suggested that the person looking after the opening and closing of the pool could act as the "tempory chief factotem" until a permanent replacement was found.

The district swimming pools open to the public Saturday June 12 to 27 from 4 to 8 p.m., and swimming classes start June 28 between 8 a.m. and 12 noon.

A six week parks programme starts July 5th.

Speedway Violence

Competition settled a bit as the boys got more used to the new surface on Langley Speedway this week and racing has begun in earnest. Trophy Dashes went:

Early Late:- Ken Marwood (Surrey).

Mod. Stock:- Don Fletcher (Delta).

A Modified:- Jack Cross (Langley).

Heats went as planned with only two real instances of unpremeditated mayhem. In the Early Late fast heat Bill Hamon spun out taking George Irwin and Duff Baring along for company. With Mod Stocks Sieg Krickemeyer spun out smiting Fred Goodrun and sending John Voice into the unrelenting concrete wall. John lost two wheels and totalled the side of car No. 2.

Mains had for a winner in Early Lates Bob Thomas (Coquitlam), 2nd Jim Foreman of Delta, 3rd Ken Norwood (Surrey). Modified Stock 1st. Dave Angus (Surrey), 2nd. Don Fletcher (Delta, 3rd. Bob Broadaway (Langley).

With A Modifieds nine cars started and dogfight rapidly developed for first spot between Len Barichello (Langley) in his Ford Cobra and Barry Chamberlain (Coquitlam) who pilots a 340 Chev roadster. In lap No. 21 Barry's motor heated up and he was hors de combat. Ron Morris (Coquitlam) randed 2nd and Jack Cross (Langley) 3rd.

Next week Saturday night racing begins.

Powell River Soccer Tourney

Soccer for Valley Clubs died with a bang and a whimper last Mayday weekend. Bangs came at the upcoast town. Div. 1 Langley Prestons, though they fell thrice for three, carried themselves quite well. Leading B.C. Champs Mt. Benson Legion (Nanaimo) 1-0 with 20 minutes remaining, they surrended three unanswered markers to sink 3-1.

Vancouver City Credit Union was outplayed but managed to slip two - zip past Langley. Cliff Avenue United completed the blanking Monday a.m. 3 - 1. Coach Pat Mulhern was not disappointed feeling that excellent competition had made the effort worthwhile.

Div. 3 Langley Kin managed by Fred Massey also played a B.C. Champ and likewise went under 3-1. Grandview Legion's cinching goal came with six minutes remaining.

Esquimalt backed past Kin 3-2. Outplayed, the Islanders made better use of their opportunities.

Kin won the last match 5-4. Lonsdale Lumber of Vancouver certainly made it interesting. Down 1-0 in each nulling they came on 3-1 by the half. Kin equalized, went ahead and the city boys tied it 4-4. Langley got the winner with just seconds on the clock.

The tour's tears and whimpers came on the long haul home at the ferry docks. Both clubs camped on Howe Sound's yonder shore for five and one half hours in the rain. Bedtime and home arrived somewhere between 2 and 3 Tuesday in the a.m.

CENTENNIAL MEMO — Fort Victoria chief factor Roderick Finlayson served on the legislative council of Vancouver Island from 1851 to 1863.

Permit Rejected

The Provincial Pollution Control Branch has turned down Sumas District's request for a pollution permit.

The district wanted a temporary permit to run for a year, in order to deposit garbage at the dump on Riverside Road.

Ultimately they hope to sell the garbage dump site for an industrial use.

Matsqui Support

The Ross Committee, formed to protest the proposed flooding of Skagit Valley by the Seattle City Light Company received support from the Matsqui council this week.

The ROSS Committee, which stands for "Rout Out Skagit Spoilers, has sent several letters to municipalities in the province, soliciting support by letter, so that all protests could be registered at the International Joint Commission hearing in Vancouver on June 4th, called to discuss the Skagit situation.

Chil-whey-uk Versus Ross

R.O.S.S. (Run Out Skagit Spoilers) have appealed to Langley district council for support in their effort to halt the proposed raising of the Ross Dam in Washington State and consequent flooding of thousands of acres in the British Columbia Skagit Valley southeast of Hope.

The organizationis supported by the B.C. Wildlife Federation, B.C. Mountaineering Club, Alpine Club of Canada, Alma Mater Society (UBC), SPEC, Sierra Club of B.C., Simon Fraser Outdoor Club, and the Totem Fly Fishers.

Council were of the opinion that the fight was too late in any case, and that they apparently didn't know enough about the issue since Chilliwack district - a neighbour to the controversial valley - last week came out in favour of the raising of the dam.

PARADISO CONSTRUCT. LTD.
General Contractors
For residential, commercial building, call
532-7549

T.V. & Radio Service
All Work Guaranteed
Ph 856-2131
G. GROOP, 25488 Fraser Hwy.

B & B Shavings
Cedar Sawdust and shavings dumped for riding rings, fill, what have you? Call us for rates on 3 loads or more at 856-6359.
We also blow same for chicken barns, storage bins.

GOOD TOP SOIL
856 - 8008
LeFevre Cartage & Contracting
6371 LeFevre Rd., Bradner
GRAVEL - DRAIN ROCK - PEAT MULCH

his style:

In his day a man climbed with rope and raw courage. It took more time, more effort, but he always made it to the top. That's the way it is with Old Style. We brew it slow and easy, the old-fashioned way. Because that's what it takes to reach the peak of real beer flavour. Come on up to Old Style Beer. You'll never look back!

Old Style BEER
Slow-brewed and naturally aged

This advertisement is not published or displayed by the Liquor Control Board or by the Government of British Columbia.

134

SPORTS

by Dennis Ross, Sports Editor
Phone 534-4068

Dennis Ross

Langley Again Represented At Richmond

Glenwood School for their 3rd time in three years gave Langley good representation at the annual B.C. Elementary Schools' Track and Field Meet at Minoru Park, Brighouse. Pitted against thirteen hundred of the best athletes aged 8 to 14 from all over our fair province, seven south Langley hopefuls carried back among them a total of seven medals for their efforts.

Chris Horne in the Bantam Boys category showed his opponents a bit of real class breaking the existing discus record by some fifteen feet - pitching the disc 118'4". In Javelin he ranked 3rd. 93'7" was not Horne's best throw ever, but under the circumstances, he took it. The Shot Put was another good event. Faced with some really fine opposition the Langley lad controlled himself coolly and came through in fine style under pressure to cadge the gold medal on his final throw - and by a scant centimetre.

Kelly Robinson of a family famed for its soccer prowess has shown herself to be a track star with few peers. Pitted in the heavily contested 100 and 200 metre sprints, she ranked first in both of her qualifying heats, then carried off silver medals in both finals. Not finished yet, she went to the shot put - a new event in the nine year old age class, and made things memorable by collecting her first gold medal ever.

The other local athlete who became a collector was 11 year old Kerry MacDonald whose first discus throw of 20.32 metres stood up through the whole event for the bronze medal.

Randy Hinman placed 7th in the 11 year old boys' javelin and Bryan Ross 9th in the 9 year old boys' shot put.

Ed Fabiszewski and Doug Robinson tried hard and achieved better than average in their events. They deserve as much credit as those who gathered in more jewellry.

The Glenwood victors — Chris Horne, Kerry MacDonald, Kelly Robinson, Randy Hinman, Bryant Ross, Doug Robinson, and Ed Fabiszewski.

On top of the stairs is principal Pat Bowmar, and wearing centennial beard coach and sports writer Dennis Ross.

Langley Track Scene

Several hundred track and field fans had fine fare Thursday. Fraser Valley Senior Secondary Schools had their regional championships in what was an excellently-run, well-attended if extremely poorly publicized meet. Performances were good. Provincial level marks were standard and one world class achievement was realized.

The real show-stopper was Debbie Brill of Garibaldi. Miss Brill through much of her career came under Langley guidance and sponsorship. This is the first time since she has hit international levels that the young lady has competed in Langley. Further, it was her final opportunity to set a lasting record. She made the event memorable. Breaking the old mark by eight full inches, she jumped six feet even to put her name in the book where it should stay for some time to come.

Connie Brill ranked second with a respectable 5'4" and Irene Klassen of MEI had 4'8" for 3rd.

Deb racked up another first and another record, leaping 17'10" in the long jump. Karen Hawleys (Hope) and Cindie McKenzie (Cent.) placed second and third.

Ken Bright was Langley's big gun. He won the Shot Put with 49'5". He also ranked 3rd in Javelin with 152'4" behind Rod Belton (QE) and John Price (Cent.).

Ron McLean was Langley's other point-getter. He picked up a second in hurdles with 42.2 behind QE's Rob Samson and 3rd in pole vault 10'6".

Speedway News

May 24th weekend results though belated are as follows:
Trophy Dashes: - Ministock Dick Shead, (Surrey).
Mod. Stock - Don Fletcher (Delta).
B Super Stock - Larry Lodge (Vancouver).
A Superstock - Ross Surginer (Victoria).
Main Events:
Ministock - 1st. Pete Jensen U.S.; 2nd Al Beans U.S.; 3rd Dick Shead, Surrey.
Mod Stock - 1st. Larry Lundgren, Surrey; 2nd Don Fletcher, Delta; 3rd. Dave Angus, Surrey.
B Superstock - 1st. Merv Meyers, 'Grove; 2nd. Steve Dyer Vancouver; 3rd. Lou Ferguson Surrey.

This was a violent affair with No. 62 Don Hale doing a pirouette and some fancy evasive action by all but John Thompson. He spun broadside, rearranging his tires some. Blown tires and motors were the vogue and monies will be spent before all is the same again.

A Super Stock had motors and tires potlatching enough to stop proceedings for a cleanup. Ross Surginer (Victoria) came through first, Jim Fraley, 2nd and Carl Zareizlee (Wash.) 3rd.

Langley Little League Standings

Langley Little League Standings to May 31, 1971

	GP	W	L	Pts
Seniors:				
Black Sox	7	5	2	10
Green Sox	6	4	2	8
Blue Sox	8	3	5	6
Red Sox	7	2	5	4
Majors:				
Lions	8	8	0	16
Cougars	10	8	2	16
Bears	7	2	5	4
Trigers	7	1	6	2
Panthers	8	1	7	2
Minors:				
Hawks	7	7	0	14
Robins	6	6	0	12
Redwings	6	4	2	8
Eagles	6	3	3	6
Orioles	7	3	4	6
Gulls	6	2	4	4
Ravens	7	2	5	4
Cardinals	6	1	5	2
Bluejays	7	1	6	2
Miniminors:				
Otters	5	4	1	8
Beavers	4	3	1	6
Martens	4	2	2	4
Seals	3	2	1	4
Sharks	4	1	3	2
Whales	4	0	4	0

Squaredance At Speedway

Langley Speedway has applied for permission to hold square dance get togethers on their asphalt oval 4 to 5 times during the summer months.

In their application the organizers said that "this faction of people are temperate and all liquor laws would be strictly patrolled". They expect in excess of 10,000 people present.

Permission was granted by Langley district council Monday.

LANGLEY SPEEDWAY
6 miles south of Langley City on Berry Rd. (208 St.)
Saturday Nite, June 5
SS & MINI
Time Trials 6:30p.m. - Racing at 8:00 p.m.
LOTS OF FREE PARKING
PATRONS PLEASE NOTE:
all access roads are
RADAR CONTROLLED

Speedies Service
SHELL
Others May Hurry, But We're Always Speedie Here At Speedies Corner
Ph. 856-2698
Groceries - Gas - Oil - Tires - Batteries
JOHN SPEEDIE sez: "She is looking for a generous man — one she can take to, and from."
Open 6:30 a.m. 9:00 p.m.



WHEN YOU'RE SMILING CALL FOR 'LABATT'S BLUE'
This advertisement is not published or displayed by the Liquor Control Board or by the Government of British Columbia

Bowling Trophies Awarded

Mixed Leaques 1970 - 71 results for the year were as follows:

A League Champs - Fraser Valley Inn - Judy Edwards, Lorne Edwards, Bob Drummond, Floyd Combs, Muriel Richier, Ernie Goodison.

A Roll Off Champs - Unknowns Irvin Enns, Gae Enns, Sharon Brady, Bob Brady, Marilyne Butler, Ernie Butler, Carla Albertson.

2nd Place A Roll Offs - Red Barons - Helen Keith, Gordy Keith, Amanda Ashman, Ed Ashman, Henry Sawatzky, Gordy Greer.

A Individual Standings:

Ladies Hi average, Hi triple, Hi Single, Judy Edwards 202, 843, 361.

Mens Hi average, Hi triple, Hi single - George Lamb, 238, 910, 361.

B League Champs - Don's Auto Body - Barb Charlton, Don Charlton, Carol Purdy, Linda Laughlin, Tony Arnett, trophy presented by A. & A. Discount Home Furnishings.

B Roll Off Champs - Pinheads Alma Hewitson, George Hewitson, Dave Hewitson, Lottie Kuna, Kay Griff, Hugh McLoy, Irene Kwamsoos, Rocky Kwamsoos.

B 2nd Place Roll Offs - Pacers Sue Ollenberger, Keith Ollenberger, Brian Hyland, Donna Ashman, Ted Ashman.

B League Individual Standings

Ladies Hi average - Lottie Kuna 179.

Ladies Hi triple, Hi single - Linda Laughlin 782, 351.

Mens Hi Average - Ray Puffer 207.

Men's Hi triple - Chuck Dupuis 833.

Mens Hi single - Terry Chanter 370.

C League Champs - Destroyers, Joe Hecimovich, Cavell Hecimovich, Beryl Henderson, Bill Henderson, Angela Mosley Eric Mosley, Irene Salloway, Keith Salloway.

C League Roll Off Champs - Mike's Esso - Louise Redekop Rudy Redekop, Barbara Broome, Richard Janssen, Lloyd Rempel, Bill Burden.

C League 2nd place Roll Off Late Comers - Ernie Holland, Dorothy Holland, Ellen Cassidy Orv Cassidy, Dave Doull.

C league individual standings

Ladies Hi Average - Shirley Leaf 197.

Ladies Hi Triple - Irene Salloway 750.

Ladies Hi Single - tie Val Jansen and Clara Semke with 337.

Men's Hi Average - John Metcalf 210.

Mens hi triple - Al Bosman 810

Mens hi single - Ernie Holland 355.

D League Champs - Jets - Rudy Epp, Monica Epp, Marg Masterson, Dave Masterson, Lou Richier.

D League Roll off champs - Otter Lose - Reg McRae, Bev Dorman, Nancy Walker, Eric Back, Carol Burt.

D League 2nd place rolloff Alder Brads - Norm Cochrane Mary Cochrane, Al McDougall, Glenda McDougall, Ed Carpenter, Louise O'Brien, and Dwayne Obrien.

D League Individual Standings

Ladies hi average, hi triple and hi single - Leona Albertson, 192, 764, 305.

Mens hi average - John Gee 202

Mens hi triple and hi single - Walter Vodermayer 765, 346.

E Leage Champs - Road Runners - Doug Siebel Yvonne Siebel, Gale Dillen, Willy Dillen, Charley Dillen, Elizabeth Dillen. Presented by Aldergrove Cleaners.

E League Roll Off Champs - Pinegrove II, Phyllis Hamberg Don Oryall, Marg Oryall, Jake Wiebe, Marg Fowles, Ray Konyha, John Friesen, presented by the Aldergrove Royal Bank.

E League 2nd place roll off champs - MacDonalds - Keith MacDonald, Sharon MacDonald, Mae Poppy, Shirley Faulkner, Larry Faulkner, Burt Jassman, Elsie Jassmann.

E League Individual Standings

Ladies hi average and hi triple Phylis Hamberg 172 and 684

Ladies hi single - Gina Brama 230.

Mens hi average and hi triple Len Brama 193 and 759.

Mens hi single - Frank Hubler 328.

The team hi triple trophy of the year was won by the Pacers, with 3858, and the team high single went to the losers with 1437.

C LEAGUE — C Roll Off Champs — Mike's Esso: Louise and Rudy Redekop, Barb Broome, Richard Janssen, Lloyd Rempel and Bill Burden. -Star Photo

B LEAGUE — B Roll Off Champs — The Pinheads: Alma, George and Dave Hewitson, Kay Griff, Lottie Kuna, Hugh McCloy, Irene and Rocky Kwamsoos. -Star Photo

E LEAGUE — E Roll Off Champs — Pinegrove II: Phyllis Hamberg, Don Oryall, Marg Oryall, Jake Wiebe, Marg Fowles, Ray Konyha and John Friesen. -Star Photo

What's This?

Crime and Employment

by Eric Flowerdew

I am proud this is one of the news columns that is allowed to get printed.

So let's give you some true facts of what is happening - for example Washington, D.C. we are told it should be the home of this outrage, home of what we call the home of democracy. As I read that crime and unemployment go hand in hand - so we can tell you crime is rising, in 1967 is was up 24 percent. As it was reported in Washgton D.C. in six day they had 8 banks robbed, one day alone from 9 a.m. to 1 p.m. six more banks were robbed. A policeman is shot by some civilian every day in that area, that town is one of the most lawless in the world - - I repeat lawlessness and unemployment march together. Who can prove I am wrong? So let's move to a city called Seattle - the town which depended on a certain class of aircraft - what do we find? Have we gone mad? Remember Hitler did. On a certain Friday morning a car driver ran over a lady, he backed up an ran over her again and beat it - this town we read during the last six years what do we find, a great increase in crime with robberies up 110 percent, aggravated assault up 485 percent, auto theft up 75 percent, forcible rape up 93 percent, burglaries up 73 percent. Crime is rising nine times faster than the population - overall crime in the U.S. is up 89 percent - more unemployed clearly show more crimes are committed - population in the U.S. only increased 10 percent.

I am using the figures from Seattle because I was able to get them. What about our own country.

Everyone must accept we are murderers, we know if the Vietnam war quit unemployment would increase up to 20 percent.

YES I REMEMBER THE PAST

I always remember how I used to be forced to go to church, a Canadian Padre has to have his church parade - he told us to uphold Chrisitanity. We know on the other side, namely the Germans, also had their Christian services - he prayed one way and our men prayed another way - next day men died on both sides and who won? Now let's look at this undeclared war - Canada is the one nation that does not have a list of casualties.

This war has only a few thousand dead, after all these war dead are shipped home in a good coffin - but dead.

But what of the costs.

Over 75,000 drafted; jet planes etc. destroyed, each plane costs at least three million - what about the average costs - what about those who are drawing good wages under this system.

Plans for Home Submitted

Plans for a home for retarded adolescents, and elderly people were submitted by a delegation to Matsqui council this week.

Jack Clements, who has had seventeen years experience in the psychriatic field says that there is a great need for such a facility in Matsqui.

The proposed site is on an 8 acre lot on Duncan Avenue, and the facility, would have a 34 bed capacity. Mr. Clements says that the building would have all the modern innovations required for efficient operation as set down in the statutes.

Council set the matter over to a development committee meeting on June first.

More next week

Because of limited space we are unfortunatly unable to bring pictures of all the teams this week.

Look for more Bowling Banquet & Awards Nite pictures in next week's issue of The Star.

Next week we will also bring pictures of the Aldergrove elementary school bowling trophy winners — and a short essay by one of the bowlers, grade 5 student Debra Parkin.

VALLEY GARDEN CENTRE

Open Every Day from 9 A.M. 'til Dark

SPRING SPECIALS

BEDDING PLANT TIME

Bush Geraniums **Calcoelaria** Yellow

Cushion Mums All Colors **Mums** Large Disbuds

Marguerites Yellow, White and Pink **Grazania** Orange, Black Centre

Fuchsias Many Varieties, Upright and Trailing. Many Colors **Nepeta** Fast Trailing

Ice Plant Pink Flowers **BEGONIAS** Double Trailing

All Colors – Your Choice – Mix or Match **3 for $1.00**

BEDDING PLANTS

LARGEST SELECTION IN THE FRASER VALLEY

Double Petunias, Single Petunias, Lobelias, Alyssums, Phlox, Stocks, Verbenas, [illegible], Violas, Scabiosa, etc.

VEGETABLE PLANTS

Cabbage, Lettuce, Celery, Tomatoes, Parsley, Chiver, Broccoli, Cucumbers, Sprouts, etc.

10" CEDAR TUBS $1.49

BAMBOO RAKES 69c

PLANT YOUR HEDGE NOW!!

Elwoodi Cypress

Very neat and compact growing. Good blue-green color all year.
1 gallon cans ..... **$1.98** ea. **10/$15.00**

Thuya Pyramidalis CEDAR

Fast growing evergreens. Very hardy, easy to grow. In 1 gal. cans. Makes very neat hedge or use as corner shrub..... **$1.98** ea. **10/$15.00**

Cyano Virdis

CYPRESS – Grows only 3 feet tall. Lovely blue silvery color all year ..... **$1.98** ea **10/$15.00**

All in containers — easy to transplant . . . no set back!

VALLEY GARDEN CENTRE

20811 FRASER HIGHWAY
LANGLEY 534-3813

1871-1971

FRASER VALLEY FARM & GARDEN

FREE COPY

Pressrun: 8,000 — Supplement to The Aldergrove Star, Fort Langley Star



Birds by the thousands migrate to the Reifel Waterfowl Refuge on Westham Island

VALLEY GARDEN CENTRE
LANGLEY
534-3813

1871-1971 B.C. CENTENNIAL

ROSES

Lovely two-tone. These roses are being sold for $3 plus. Large selection, too, of Hybrid Tea, Floribunda, Grandiflora, and Climbing. Ready to bud..... ONLY **$1.49**

Later's 10 oz. ROSE DUST Reg.$1.49
½ gallon Fish Fertilizer Reg.$3.25
ON SALE – BOTH FOR **$3.25**

VALLEY GARDEN CENTRE

FARMERS

SEE THE

PZ



CYCLOMOWER

CM 165

* 2 BIG DRUMS
* LARGE WORKING WIDTH
* LESS H.P.

AND THE PZ HAYBOB UNIVERSAL HAYMAKER



Spreading, Tedding, Windrowing

Perfectly performed with

one single machine

AND AT HIGH SPEED!

IMPORTED and DISTRIBUTED by

W. BRABER 33523 Westbury Ave. ABBOTSFORD Phone 859-8433

Dealers For The Fraser Valley

BURKE EQUIPMENT ..... ABBOTSFORD Phone 853-2274

FRIESEN EQUIPMENT ..... CLEARBROOK

SUNRISE SERVICE ..... HANEY

KISH EQUIPMENT ..... CHILLIWACK

136

Visit The Zoo's

Always the most popular memory of a special holiday is the visit to the "zoo".

In British Columbia's Mainland Southwest—which includes Garibaldi, the Sunshine Coast, the Fraser Valley and Greater Vancouver — there are several outstanding zoos and wildlife preserves.

Each has a unique character. Starting with the Stanley Park zoo, which is just 10 minutes away from downtown Vancouver, now a city of a million people, you can see one of the best small collections of animal life literally living in a big metropolis.

The 1,000 acre Stanley Park has been a source of pleasre has been a source of pleasure to Vancouverites and visitors from around the world for close to 60 years. The small zoo has a wide selection of animals from penquins, polar bears, exotic birds, monkeys, seals who are year round inhabitants, to all the farmyard animals in the children's zoo which opens each year in June through to September.

In the latter, the children can roam around among about 200 baby pigs, gophers, goats, llamas, shetland ponies, ducks. In addition to this, Stanley Park has a world famous aquarium with performing whales, dolphins and a wide variety of marine species.

A newer zoo is the four year old one in Surrey, 30 miles outside Vancouver. Surrey is the in B.C. Pastoral with some light industry, it offers many exciting attractions for the visitor and it runs down to the U.S. border.

Surrey zoo was opened in 1967. It is a short drive off the King George Highway at 13281 - 80th Avenue.

Operated by Mr. and Mrs. George Galicz whose trained falcons have performed in such centres as Reno and Las Vegas and have appeared on television it has an intimacy that the children will love. There are raccoons, lynx, ocelots, golden eagles, owls, bears, deer, wolves and many other animals.

The very newest is the Vancouver Game Farm, off Highway 401 in Aldergrove. This 120 acre farm was opened in the summer of 1970 and is already becoming well-known.

One of its most popular inhabitants is a hippopotamus called Gertrude. She's not very old, but she weighs about 2,000 pounds. Of course, she comes from a breed which produces the second largest land animal. (Elephants are number one, but you wouldn't know it at the farm. Jackpot, an Indian elephant only weighs 1,000 pounds. However, by the time he reaches full size, he'll have put on a lot more weight. The 1,000 pounds is only one-ninth his full grown size.)

The game farm's deer are a special attraction, also Omar and Sheila, its Arabian camels, and tiger, Akbar and Moni and lions, Sultan and Simba.

There are dozens of other animals and the children will love a trip to the Vancouver Game Farm.

A little different is the George C. Reifel Waterfowl Refuge on Westham Island, at the mouth of the Fraser River, a mile from Ladner, also in the B.C. farmland area.

Some 900 acres has been established by the B.C. Waterfowl Society, with the aid of the late financier George Reifel to provide nesting grounds for up to 10,000 water birds.

A dike and system of ditches fences off the area and the land was cleared and planted with wild rice and other feed plants when it was started in 1963 and finished two years later. A focal point for bird lovers and naturalists, it is especially interesting at the annual migration time.

At various times of the year, you can hear the Whistling Swans and watch the Snow Geese fly, or the Canada Geese, Trumpeter Swans, Goldeneye, Buffleheads, Ringnecks, Canvasbacks, Ruddy Ducks. There are observation huts and a library. Refuge manager is Stan Devereux. There are trails with signs to the birds.

In one hour you can see more than 2,000 birds fly in. Among one of the rarer visitors which have been seen is the Spotted Redshank. But the Snow Geese fly by in the thousands.

Birds and beasts frolic together at the Vancouver Game Farm in Aldergrove — not too far from the City of Vancouver.

Cover Photo

The naturalists delight is the George C. Reifel Waterfowl Refuge, a mile from Lander, in B.C.'s Fraser Valley. It is on Westham Island at the mouth of the Fraser River and here you can hear the sound of the whistling swan, or the rarer trumpeter; watch the snow geese fly by.

There are more than 100 types of geese, ducks, swans and many forest birds in the sanctuary which has observation huts and a library for doing research.

Springtime SALE

WITH THE BIGGEST SAVINGS OF THE YEAR!

CUB CADET® Tractor

You'll love the sports car shift power of Cub Cadet tractor model 126. You'll enjoy its easy drive, safe drive, and fun! Let your teen-ager do the driving — everyone from Dad to teenager, even Mom, likes to drive a Cub Cadet Tractor.

FREE ROTARY MOWER
With the purchase of a new
CUB CADET or CADET 60

INTERNATIONAL®
CADET® 60
6 HP TRACTOR

• Quick-Attach Implements



What a mower . . . the Cadet 60 is the answer to your grass-cutting job! Easy to operate — built to take it—easy to own!

HAUL CART
36-in. x 20-in. wide, all steel construction. Dumping action is controlled from the driver's seat.

SEE IT ON DISPLAY NOW AT...

KISH EQUIPMENT LTD.
Sales and Service
ABBOTSFORD TOLL FREE — 859-5711
44954 Yale Rd. West, Chilliwack, B.C. Phone 792-1341
INTERNATIONAL HARVESTER

Zero®

—WANTED—

USED BULK MILK TANKS OF ALL MAKES

Zero® T-20 VACUUM COMPLETELY-AUTOMATIC BULK MILK COOLER

Ask about our SPECIAL SUMMER TRADE BONUS ON NEW ZERO BULK MILK TANKS

BC Tank & Silo
2445 Railway Ave.
Abbotsford 859-7648

1871-1971

FRASER VALLEY FARM & GARDEN

Incorporating The Valley Star-Viewer

A Central Fraser Valley Star Publication

VOL. 4 NO. 2

Published by: CENTRAL FRASER VALLEY STAR PUBLICATIONS, P.O. Box 220, Aldergrove, British Columbia, Area Code 604; Tel.: 856-8303.

B.C. Office: 27157 Fraser Highway, Aldergrove, B.C.

Rudy Langmann, Editor; Fred Zaharia, Advertising and Subscription Sales Manager; Inge B. Langmann, Associate Editor.

Circulation: Subscription Rates $1.00 for one year.

Published monthly on the 15th by Central-Fraser Valley Star Publications.

Editorial

The first issue of Fraser Valley Farm & Garden, only one month old, received a very good response throughout the valley.

We had orders for subscriptions come in from various points from people who would like to receive this magazine in the mail.

And we also had letters, all favorable and wishing us success. We quote from a letter we received from a well-known British Columbia writer, Joan Bellinger:

"First saw your Farm & Garden at the Bradner Flower Show and enjoyed it thoroughly.

"You ask for suggestions and I thought of the Jesperson Farm on Jesperson Road at Chilliwack. We drove out there after reading about the tulip garden in the Sun. It is truly beautiful and open free to the public and we found Miss Jesperson (over 70 and ill) had founded and kept it. Quite a story there.

"As a writer I was intrigued and thought you might like to try it.

"Success to your excellent paper, Mrs. Joan Bellinger."

Thanks for your nice words Mrs. Bellinger, and in a coming issue we will bring an article about the Jesperson Farm.

Also many thanks for all the other nice letters we received with many worthwhile suggestions.

One of these suggestions was that we introduce classified advertising in this magazine, and we will accept ads for a minimum charge of $1.00 (20 words or less), 5 cents per additional word, for the next issue. Because of high bookkeeping costs you cheque or money order must accompany your ad order.

If you would like to receive Farm & Garden in the mail, return coupon below with $1 (for 12 issues).

Return with $1.00 M.O. for one-year subscription to Fraser Valley FARM & GARDEN, Box 220, Aldergrove, B.C.

Name .....

Address .....

Town .....

New Look For Dairy Herd Improvements

The B.C. Dairy Herd Improvement Assocation is developing a "new look" at the job of determining milk production records for cows on test. It involves the use of infra-red milk analysing equipment at a central testing laboratory in Vancouver and a computer for producting calculations.

According to J.A. Mace, Superintendent of D.H.I. Services for British Columbia, the demand for service has been greater than the ability to supply it. Herds have been on waiting lists four and five years in many instances and no service was available to grade herds in the more remote areas. Under the old system supervisors secured butterfat tests for each cow by means of the Babcock test method. Using this test together with milk weights to arrive at each cow's production. This work was all done on the farm and calculations were done manually.

The "new look" involves a sampler who weights and samples the milk of each cow in a 24 hour period. The samples are shipped to Vancouver where they are tested by infra-red milk analysing equipment (I.R.M.A.) for determination of butterfat, protein and lactose percentage. Susequent production calculations are done by computer and the final report is mailed back to the D.H.I.A. member. The human error factor will be largely eliminated. Farmers will be able to secure any type of information they wish if it is considered to be of sufficient importance to justify the programming and computer time. Bulls at A.I. Centres will be proven earlier than is now possible.

Many additional cows will be taken on test. It is estimated that the number of cows on test will increase from the present twenty thousand to over thirty thousand by 1972. This, together with the nine thousand on R.O.P., will mean that fifty percent of the dairy cattle in B.C. will be on a recognized testing programme - by far the largest percentage of any area in Canada.

At the aquarium in Stanley Park, Vancouver, a trainer plays with Skana, the killer whale, while her pal Hyak looks on.

Canadian Agricultural Extension Council Meets

Directors of Agricultural and Home Economics Extension Branches of eight Canadian provinces met in Victoria on May 13th and 14th.

Foremost in their discussions were the questions: "How can we do a better job of getting the results of research back to the farm? What are the most effective methods of conducting extension programmes for low income families? What is our role in disseminating marketing information? Where are we with computerized records?"

To assist them in arriving at solutions to these questions the delegates heard from a number of keynote speakers. C.J. McAndrews, director of extension for the Alberta department of grammes and approaches in that province. Dr. Helen Abell of the University of Waterloo and Dr. Coolie Verner of U.B.C. discussed the role or research in extension methods. John Mills and R.J. Miller of the B.C. Department of agriculture demonstrated effective developments in both open circuit and closed circuit television and the use of video tapes.

Outstanding presentations on effective programmes for low income families and native homemakers were given by Anne Colley of the University of Saskatchewan and Gail Watson of the Manitoba department of Agriculture.

Owen S. Wirak of Pullman, Washington dealth with extension's role in marketing information. Karl Keeler, Canfarm Data Systems, University of Guelph, and J.E. Hall farm economics division, B.C. department of Agriculture, led discussions on computerized farm records.

General conference chairman was Miss Helen McKercher of the Ontario department of agriculutre and food. R.L. Wilkinson, director of extension for the B.C. department of agriculture, was the conference coordinator.

Officers elected for 1971-72 are: President - J. Frank Muirhead, Manitoba, Vice-President - Art G. Bennett, Ontario, Secretary-Treasurer - R.L. Wilkinson, British Columbia.

Assistance To Lesotho

The Hon. C.M. Shelford, Minister of Agriculture, has announced that a grant of $8,000. has been made from the Agricultural Aid to Developing Countries and World Disaster Areas Fund to assist in the purchase of tractors for Lesotho, Africa.

Lesotho is a small independent nation completely surrounded by the Republic of South Africa. The country was granted its independence by Great Britain in 1966 and by Swaziland in 1968. In 1970, Lesotho was plagued by the most serious drought in decades. In addition to thousands of draft animals which perished, additional thousands are too weak to work.

In an effort to assist in the rehabilitiation of this country, the Canadian Catholic Organition for Development and Peace has undertaken to raise a fund to purchase a number of tractors. It is towards this fund that the British Columbia grant of $8,000. is being directed.

Vaccine Controls Outbreak

The Hon. Cyril M. Shelford Minister of Agriculture, relaxed restrictions on the movement of chickens in the Fraser Valley on May 5th.

The infectious larynogtracheitis vaccine has proved very effective in controlling the recent outbreak. As a result the infection has been confined within an area approximately two miles in radius. Order-in-Council No. 1391, approved on April 23rd, 1971, has been recinded. This has established the Fraser Valley as a quarantine area. The new Order will apply only to the area bounded by "C" Street on the east, Ross Road on the west and between the U.S. Boundary and the Fraser River. Chickens moving from farm to farm within this area or chickens moving into the area must do so on a permit issued by a Veterinary Inspector. The regulation exempts day old chicks or birds moving directly to slaughter.

Veterinary Inspectors are located at the B.C. Department of Agriculture offices in Abbotsford and Cloverdale.

The Minister wishes to commend the poultrymen for their cooperation and advises that if present quarantine should not have to continue for more than a month.

Some 1½ million doeses of vaccine have been distributed and licenses hatcheries will continue to distribute vaccine.

The disease is similar to a virus cold. The surviving birds become carriers and for this reason vaccination should be continued for at least two replacement flocks after the last carrier bird has been disposed.

WORLD'S EASIEST MILKING
Zero
10" MILKING VACUUM
Zero CONCORD SYSTEM
Guaranteed Stable Vacuum on any type of Installation
B C Tank & Silo
2445 Railway Ave.
Abbotsford Ph. 859-7648

SHUR-GAIN
hog production
leadership in nutrition
continuous research
management skills
growing animal health service
Hog Grower 1 and 2 the new modern feeding method designed for new hog grading requirements.
Research shows that high energy feeds are most efficient. Shur-Gain Hog Grower 1 and 2 are high energy feeds. They produce the lowest cost per pound of gain and the leaner carcasses now called for.
New Shur-Gain Hog Grower 1 and 2 (and the proper strain of hogs, to put these high energy feeds to maximum use) are a winning combination for the modern hog producer. Feed Shur-Gain Hog Grower 1 and 2 for better grades and higher profits.
Discuss feeding for better grading with your local Shur-Gain Dealer.
Canada Packers Ltd.
19575 No 10 Hwy., Langley
Ph 534-6222

Commercial Sprayers
W. R. MARKEL
- Pressure Cleaning
- Whitewashing
- Leatherjacket Spraying
Ph. 534-4873

Hostess Hints for '71 from Kay

It's Patio and Sundeck Time

Summertime is just around the corner. Start the outdoor-living season in fine style. Join forces with friends and neighbours for a party on the garden deck or patio in your own backyard. Plan the party fare on your own or make it pot-luck.

Colour co-ordinated solid plastic, one-timers are ready and at your service. A boon to the homemaker, these handy hostess helpers complement an outdoor setting in an informal way. Plastic plates, cups and cutlery set a party mood to go with the action outdoors and are so versatile they adapt to a formal, gracious scene when the mood is more elegant.

Look for cutlery that is solid plastic, full-sized and attractive with handles, comfortable and balanced in the hand. Sturdy knives with serrated edges will cut steak. This is an easy task on rigid, styrene plastic plates.

Rigid plates are easily held and do not bend or tip. There will be no spilling if there is a depth to the plate to help contain food. Gone too is the worry about soggy plates.

Available in mix and match colours of the 70's - gold avocado and tangerine, handy hostess helpers are for sale in local shops and chain stores. Cups come in sleeves to 5, 25, or 50; plates, dinner and sandwich size in packs of six; cutlery in packs holding six place settings (fork, knife and spoon).

Clean-up time is a breeze when plastic one-trippers are used.

Featured in the photograph are gold-colored plastic plates, cutlery and glasses on a pale green paper cloth at a self-service garden buffet that is tasty and simple. Honey-glazed barbecued ribs hot off the grill star with a tossed crab salad assorted raw fresh vegetables. Stuffed Edam with crackers and strawberry clouds in plastic, smoke-tinted, old fashioned glasses top this fine fare. Colour matched cups standby for hot or cold beverages.

Ways to Utilize Plastics after Use

- A coloured plastic cup with bottom punctured, filled with earth then placed in a second cup (not punctured) makes a great pot for germinating seeds. Line several of these, in mix and match colours, in a merry row on window sill or shelf and watch the seedlings grow.
- Plastic plates with a deep lip make floating pads for flowers or candles in the swimming pool. A delightful decor for poolside party. Important note for poolside - plastic tumblers and plates do not splinter when dropped.
- An inverted plastic cup topped with a sandwich plate makes a dandy pedestal plate for relishes. Join plastic plate to plastic cup with plastic cement, available at hobby and hardware stores.

Hanging Baskets for Porch or Deck

MATERIALS NEEDED:
6 hostess sandwich plates, favorite colour; small screwdriver or skewer; fine wire or plastic coated twists; source of heat such as a spirits burner or candle; 5 lengths of twine or cord at least 4 feet long.

Make inside rim of each plate every 3¼ inches. Heat end of small screwdriver and use to puncture hole in each plate where marked. Each plate should have 5 evenly spaced holes. Use one plate as base plate. Attach one plate to each of the five holes in the base plate. Wire these plates to each other at the sides. Attach one plate to each of the five holes on the base plate. Wire these plates to each other at the sides. This forms the bowl of the planter. Each plate will now have two holes remaining. Thread one piece of twine through one hole of one plate to the nearest hole in the next plate. Tie ends together about 5 inches from edges of plates. Thread remaining twine or cord into and through holes in the other plates in the same manner. Tie each one. Now grasp all cord ends in hand and allow basket to hang freely. Adjust cords so hank in hand is centered and the basket is level as it hangs. Knot; then braid the ends together to form one rope. Before knotting the free ends together, do make sure there will be enough space between the planter and the knot for the foliage of the plant to hang freely, see illustration. Form a loop at end of braided rope. Place potted plant in planter then hang from rafter or beam by slipping loop over nail or hanger attached to the beam.

Strawberry Cloud

1 package (15 oz) frozen straw berries.
1 pkgs. (3 oz.) strawberry jelly powder
1 cup boiling water
1 pkg. (3¼ oz.) vanilla pie filling, prepared.
Prepared whipped cream.

Dissolve jelly powder in boiling water then add frozen strawberries and stir until strawberries thaw. Chill. Prepare pie filling as directed on package. Chill. Alternate layers of strawberry jelly and pudding in smoke-tinted, plastic, old-fashioned tumblers. Chill. Just before serving garnish with whipped cream. Makes 8 servings.

SUPERIOR WHITE WASHING SERVICE
Air Pressure Cleaning - Free Estimates -
IT PAYS TO KEEP CLEAN PH. 546-2967
Ted Van Geemen

NEW FOX 425 FORAGE HARVESTER
Big Rig Benefits in Low HP Unit

If you own a low horse power tractor (up to 65 hp), FOX made the 425 Forage Harvester for you. And you get *all* the FOX time-proven features and unmatched reputation as the leader in its field.

Match these features against anyone:

- *Cylinder cut, separate blowing:* FOX pioneered this cutting principle using separate spiral-knife cutting cylinder and an independent blower. You get uniformly and completely cut haylage and silage.
- Electric knife grinder: Available as extra equipment, the knife grinder restores original edge and bevel to the FOX knives — right on the harvester.
- Recutter screen: Separate cutting and blowing principle permits use of recutter screen. Square hole design gives you 41% more cutting area.
- Apron feed: Time-proven FOX feed apron gives you uniform, positive feeding. And you can install a hopper package for stationary operation.

You'll benefit from the light-running features too. Like short, low-profile silhouette, excellent flotation, heavy-duty PTO hitch and universal joint, simple design and high maneuverability. Two harvesting heads available—6' pick-up and single row corn unit. And you change heads fast.

See your nearest FOX dealer today for all the details, then hitch your tractor to a FOX 425.

Koehring
Farm Division
Appleton, Wisconsin 54911

FOX

NOW... A TILLAGE BREAKTHRU



BRADY
FIELD CULTIVATORS with new CHISEL TYPE SHANKS!

Available in sizes from 11½' to 33½' ■ rugged anti-twist rockshaft ■ converts to different sizes & spacings ■ all-new (chisel plow type) shank design ■ heaviest pull type tongue in the field.

For information and brochures write or phone

Valley Equipment Ltd.

Phone 792-1301

323 Young St., Chilliwack

Nite calls 792-4320

Langley District Business Decoration & Dress-Up Centennial Committee

Purpose to have all Langley District businesses and their staff participate in decorating and dressing staff to the theme of 'LANGLEY 100 YEARS AGO'.

PRICES WILL BE AWARDED IN THESE CATEGORIES:

1. Building and Staff (Best Participation)
2. Best Building Decoration
3. Best Authentic Dressed Staff

One prize only will be awarded per business.

Please register by sending in this form to Decorating Committee, P.O. Box 819, Langley. No charge to participate in contest.

Name of Business: .....

Address.....

Check area of decoration: 1. Business Premises & Staff
2. Building Decoration
3. Staff Authentic Dress.

Signed..

Holland Cheese and Asparagus Puff

This souffle-like imported Holland cheese and vegetable casserole makes a delightful accompaniment with your favorite roast. Fresh broccoli may be substituded for the fresh asparagus if you prefer.

10 oz. imported Holland Gouda, or Edam cheese, cut in ¼" cubes.
1 lb. asparagus fresh, canned or frozen in ½' pieces.
4 eggs
½ ts. salt
¼ tsp. pepper
1 c. cracker crumbs
1 pimento, finely chopped (optional).
4 tbsp. melted butter.

Beat eggs well, add salt, pepper, crumbs, pimento, milk, asparagus and imported Holland cheese. Pour into 1½ - 2 quart casserole. Pour melted butter over top. Bake in 350 degree oven 30 - 45 minutes, uncovered. Makes 6 servings.

This casserole may be assembled ahead of time - butter poured over just before baking or casserole may be baked ahead and reheated.

Bowl Them Over With Spinach Salad



Seeking salad excitement? Find it in crinkly, crisp leaves of deep green. It's your old friend, spinach. If you've eaten spinach only as a green vegetable, you'll discover that it is sensational as a salad ingredient. There are good supplies of fresh spinach at your market now for salad experiments at table. Don't forget that this curly green is rich in vitamin A and vitamin C and high in iron and other minerals. Enjoy this friendly vegetable in a wonderful salad that includes raw cauliflowerets, red onion rings and avocado.

Spinach Salad

3 tablespoons wine vinegar
6 tablespoons salad oil
½ teaspoon salt
⅛ teaspoon pepper
¼ teaspoon dry mustard
2 tablespoons chopped parsley
1 clove garlic, cut in half
½ pound (5 to 6 cups) fresh spinach leaves
½ cauliflower, cut into flowerets
1 avocado, peeled and sliced
½ red onion, sliced and separated into rings

Mix together wine vinegar, oil, salt, pepper, dry mustard, parsley and garlic; let stand for 30 minutes. Remove garlic. While dressing is standing, wash the spinach and remove stems. Dry well and combine with cauliflowerets, avocado and red onion in salad bowl. Add dressing and toss lightly to mix well. Makes: 6 servings.

You can prepare any kind of fondue with this versatile unit which comes with both metal and stoneware pots, alcohol and electric burners.

ENTERTAINING WITH FLAIR

Now it's no longer necessary to pre-heat the oil for a fondue on the kitchen stove before bringing it to the table — nor do you have to pre-cook your cheese fondue.

The secret is a new concept in "fonduing" which combines an electric element with the standard alcohol flame burner unit.

The electric - flame fondue can be switched in a moment from a romantic alcohol flame to the convenience of easily adjustable electric heat. The eight position control is particularly sensitive to give you the quick heat variations necessary for today's variation of fondues. The unit comes with a teflon-lined aluminum pot and an optional matching stoneware heatproof pot (There are three colors available to match your color scheme.)

The new product is ideal for preparation of the growing number of fondue dishes, including beef fondue, oriental hot pot, hot shrimp dip, classic cheese fondue and dessert fondues.

Try heating the oil in the metal pot and dipping it in a variety of ingredients such as shrimps and cubes of cheese or meat coated in a simple batter. Immerse ¾ inch cubes of tender beef in oil for the popular Boeuf Bourguignonne. And of course you'll want to serve the ever-popular cheese fondue. For this you'll need the stoneware pot, which should also be used to keep warm the sweet sauces used for dessert fondues.

Provide a selection of prepared sauces in which guests can dunk their cooked morsels. For meat, fish and cheese fondues you'll want different flavors, perhaps a selection of sweet, sharp, mild and piquant sauces.

As an added bonus, the electric element can be removed from the fondue stand when not in use to become a self-contained heating unit for keeping other dishes warm at the table.

You can now place your classified advertising in British Columbia's newest farm magazine, Fraser Valley Farm & Garden. Send your ad with remittance to Box 220, Aldergrove. Rates are $1 (minimum) for 20 words or less, 5 cents per additional word.

Sorry, money must accompany your order.

DE LAVAL

HERRINGBONE STALLS
and Combine Milkers®
MEAN PARLOR PROFITS

De Laval Herringbone Stalls require a minimum of space and operator movement, giving you 4 udders in as little as 11 feet. Compact, efficient, economical, De Laval herringbones let you milk as many as 45 cows an hour.

If you're building, remodeling, or just thinking about it, call us. We can help with the entire job.

Jim Jager Ph. 853-2372
D.DeLange Ph. 856-6595

J&D Farmers Dairy Service Ltd.
33820 S. Fraserway Abbotsford

Agricultural Planning Project In Peru

The sum of $15,000.00 has been provided from the Agricultural Aid to Developing Countries and World Disaster Areas Fund for a Land Use and Development Planning Project in Peru according to an announcement by the Hon. Cyril M. Shelford, Minister of Agriculture.

This project will be carried out in the Cascajal-Tangay area of Peru under the direct supervision of Mr. Roland J. Harvey, the former Mayor of Surrey. This area is located about two hundred and sixty miles north of Lima and is near the centre of the severe earthquake of May 31st, 1970.

The project is to plan the development and land use of some fifty thousand acres of which approximately twenty thousand are arable and irrigable with the assistance of the Peruvian government.

The population of the planning area is only about fifteen hundred, but crops grown in this area would be used to supply the fishing port of Chimbote a few miles to the west. The population of Chimbote is two hundred thousand.

Supervision of funds and activities for this project will be carried out through the Canadian University Services Overseas (CUSO).

Ruining Our Earth

Through world-wide pollution we are gradually ruining our earth. The U.S. government, for instance, estimates that 62,000,000 tons of waste, ranging from DDT residues to old mattresses are dumped off sea coasts annually.

And this is but one aspect of pollution. It does not take into account the filth pumped into the air every day around the world, industrial pollution of rivers and lakes, oil pollution of the seas and beaches, thus killing fish and wildlife.

The only way to combat pollution is to fight it with every means at our disposal — propaganda, high fines or even imprisonment for the worst offenders, and long range planning aimed at preventing pollution.

The Japanese, for instance, are working on an almost visionary plan of having only electric cars in the centre of Tokyo and eventually other cities so as to reduce air pollution.

But one of the problems with pollution is that talk is far easier than action. The dreamers can draw up all kinds of plans, yet unless there is a national and indeed global will to change things, pollution can only get worse. All of us must be prepared to spend time as well as money to fight a menace that is as bad as warfare and global over-population.

Rake Lawn Clippings?

Whether grass clippings should be raked up after mowing or not depends on how you look after your lawn, says W.E. Cordukes, a turf specialist with the Canada Department of Agricultures' Plant Research Institute at Ottawa.

If the only care given a lawn is to keep it cut, it is probably best to leave the clippings to decompose and contribute to soil fertility, says the lawn expert. But where lawns are fertilized, watered and kept in good condition, the cuttings should be raked up and removed.

Auction Sales

MONDAY

10:00 a.m. — McCLARY's STOCK YARDS, C Street, Abbotsford. (Sumas Highway at freeway 401)
Phone 859-7918
All Livestock — Beef — Dairy — Sheep — Swine — Horses
Phone Henry Jensen 853-1805; Art McClary 853-6389

GARDNER's AUCTION, East Harris Road, Matsqui.
Phone 826-6325

TUESDAY

FROST's AUCTIONS LTD., 33287 Fraser Highway, Abbotsford. Phone 853-1561

WEDNESDAY

WEST COAST AUCTIONS, 5232 - 184th Street, Cloverdale
All Livestock — Phone 574-4313

CLOVERDALE AUCTIONS, 17570 - 56th Street, Cloverdale
Miscellaneous Sales — Starts at 7 p.m.
Phone 574-4771

THURSDAY

FRASER VALLEY AUCTIONS, Langley
21801 - 56th Avenue, (at 216th Street), Langley
Phone 534-3241
Livestock Sales start at 11 a.m.

FRIDAY

10:00 a.m. — CHILLIWACK AUCTION, Yale Road West, Chilliwack. Livestock, etc.

7 p.m. — FRASER VALLEY AUCTIONS, 21801 -56th Ave., (at 216th Street, Langley
Phone 534-3241
Furniture and Miscellaneous

SATURDAY

11 a.m. — FRASER VALLEY AUCTIONS, Langley
Poultry, Livestock, etc. (Ph. 534-3241)

9:30 a.m. — CLOVERDALE AUCTIONS, 17570 - 56th St., Cloverdale. (Phone 574-4771)
Poultry — Rabbits — Furniture, etc.



30th Biennual Legion Convention

More than 400 delegates representing 181 branches of Pacific Command of the Royal Canadian Legion, will hold their 30th Biennial Convention in Nanaimo, May 30 to June 2nd.

Delegates will be asked to take action on nearly 100 resolutions including such subjects as veterans welfare and the Legion's role in community activities.

Robert Smellie, Dominion 1st Vice-president of the Legion, will address delegates at the convention.

During the convention Pacific command officers for the next two year term will be elected.

ELPA SUPPLIES LTD.
NURS-ETTE SALES & SERVICE
PHONE : 853-6468
2795 ALLWOOD ST., ABBOTSFORD, B.C.
SUPPLIERS OF ALL YOUR CALVES' NEEDS
DISTRIBUTORS - VETERINARY PRODUCTS



WASH DAY – AT THE TURN OF THE CENTURY. The kitchen was the scene of great activity as the week's wash was begun. Most of the work was accomplished by hand. Water was heated in a big copper vessel on top of the stove. The lady of the house got a big boost with the arrival of the first electric washing machine (1875) and the electric iron (1894).

Crossword Puzzle

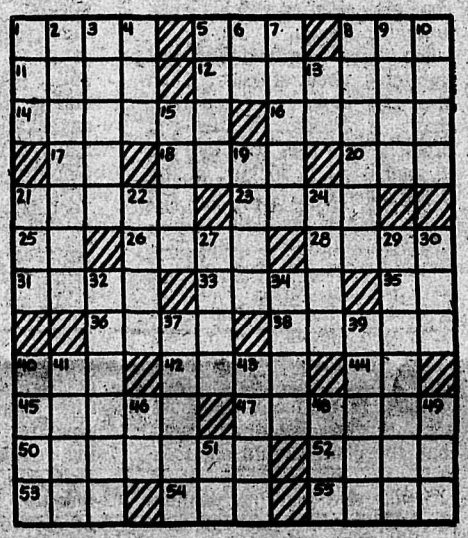

Across

1. Whit
5. Sacred vessel
8. Pipe fitting
11. Mend
12. Girl's name
14. Costume jewelry alloy
16. Climbing vine
17. Accordingly
18. Laboratory burner
20. Half score
21. Urge
23. Capri
25. Iron symbol
26. Oldest member
28. Caama
31. Impediment
33. Paper measure
35. High railway
36. Knee
38. Compassion
40. Put on
42. Mohammedan priest
44. Attending
45. Silly
47. Chess opening
50. Epidermis
52. Heckelphone
53. Compass point
54. Dawn goddess
55. Zephyr

Down

1. Artificial language
2. Crew
3. Gathering
4. Black cuckoo
5. Dill seed
6. Mother
7. Book of maps
8. Excites
9. Short note
10. Gaunt
13. Three-toed sloth
15. Cancel
19. Start of a workday
21. Suppositions
22. Rim
24. Halt
27. Cuckoopint
29. Subdivision
30. City in Minnesota
32. Related paternally
34. Spiritual mother
37. Relative
39. Hebrew teacher
40. Gaming cubes
41. Burden
43. Eternity
46. Nickel symbol
48. Haystack
49. Man's nickname
51. Look

Ottawa Texture Messuring System

A Canadian company at Simcoe, Ont., has started production of the Ottawa Texture Measuring System developed by scientists in the Engineering Research Service of the Canada Department of Agriculture.

The system is the first inexpensive, general purpose instrument capable of handling a wide range of textural measurments economically in both industrial quality control and research activities.

Institute horse feed
Tempered flat oats
Complete horse pellets
Salt & mineral licks
Straw
Local hay & alfalfa
Brushes & curry combs
Barn brooms, shovels & forks
FARNAM HORSE HEALTH PRODUCTS

Otter District
Farmers' Institute
3548 – 248th Street (Otter Road), R.R. 3, Aldergrove, B.C.
PHONE: 856-2517

Attention
CATTLEMEN
NOW OPEN
D.V.L. Veterinary Supplies

All Supplies for Animal Health Available at Reasonable Prices.
FREE DELIVERY OF ORDERS OVER $20.00
Located at :
KATH-LINE OF CANADA
2989 GLADWIN ROAD ABBOTSFORD
Phone 859-4760 or 856-2511
(ALL DELIVERIES MADE ON SATURDAYS)

INTERNATIONAL FORAGE EQUIPMENT
Why wait? International has it all today!



International forage harvesters give you the best of both.
What do you want ... fine chopping or big capacity? With the 550 and 350 International you don't have to make a choice. We give you both. Because all the chopping happens at the shear bar. And it happens fast. The 9-knife cutter head slashes through the toughest stalks at 9,000 cuts per minute. And the action is so positive that you don't need a power-robbing blower to move material into the wagon. The positive feed action pulls the crop right into the cutter head to reduce plugging delays.

Central Farm Equipment Ltd.
Phone 596-1591 — Your International Dealer
19395 Langley By-Pass, Langley — Phone 534-3291

Bulb Growing

by R.W.Oliver

CLASSIFICATION FOR GARDEN PURPOSES

For Canadian gardens, bulbs are classed as (1) hardy sorts that can be left in the ground over winter and (2) tender ones that must be lifted in the fall and stored indoors. The climate of Canada is so varied that the ratings for Ottawa, used in this article, do not apply in all areas. For example, daffodils are generally hardy at Ottawa but not on the prairies; and florists' anemone which has to be lifted and overwintered indoors in Ottawa can be left in the ground in southern British Columbia.

Most hardy bulbs bloom in the spring but a few, such as fall crocus, bloom later. Unless otherwise directed, plant them in the fall, at least four weeks before the ground freezes, so that the roots can become established. Winter damage to bulbs planted after October 15 is more severe than to those planted before September 15, according to tests at Ottawa and at Morden, Manitoba.

Tender bulbs bloom during summer or fall. Plant them when the risk of frost is over, usually between May 15 and June 1. Lift them in the fall as soon as the tops turn brown or have been wilted by frost.

In this issue we will describe two of the more common tender bulbs. The flowering plants in this group grow from tubers or corms that need to be stored indoors over winter. The information given is of a general nature. Those desiring to specialize in dahlias and gladioli may obtain further information from sources such as the year books of the American Dahlia Society and the Canadian Gladiolus Society.

In future issues we will bring information about other flowering bulbs.

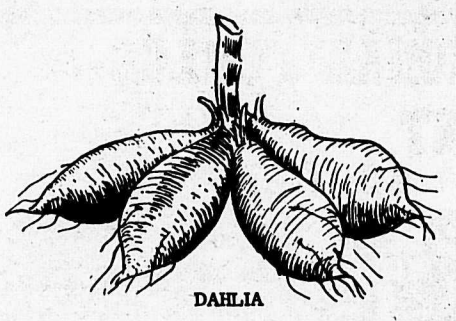

DAHLIA

SOIL

In general, if drainage is good, bulbs do well in any average garden soil.from light sandy loam to moderate heavy clay. However, they prefer a fairly open, fibrous loam that is neutral or slightly alkaline and contains adequate nitrogen, phosphorous and potash.

PROVIDE ADEQUATE DRAINAGE – Although bulbs need plenty of moisture, it is useless to attempt to grow them in low spots that are wet in winter or spring. Before planting bulbs on land like this, provide drainage to carry the surplus of water away. On clay soil, even with fair drainage, it is also a good idea to put some sand under the bulbs when planting them.

IMPROVE THE TEXTURE OF POOR SOIL

To lighten heavy clay, add sand and decaying organic matter. To keep light sand from drying out too quickly, add well-rotted leaf mold or old manure (3 to 4 bushels per 100 square feet). Do this in the spring to improve the texture of the soil to be used for fall planting, and in the fall for spring planting.

ADD LIMESTONE TO SOIL THAT IS TOO ACID

If the pH of the soil is below 6.5, add 5 pounds of limestone per 100 square feet of ground for each 0.5 pH value needed to bring it up to 6.5. For example, if the pH is 5.5, add 10 pounds of limestone per 100 square feet.

FERTILIZER

Spring flowering bulbs show little response to fertilizer if the soil contains a reasonable amount of nitrogen, phosphorous and potash. Since most dormant bulbs already contain the food supply for next year's plants, this is understandable. However, addition of fertilizer high in phosphorus and potash helps in the formation of better



GLADIOLUS

bulbs for the following year. Just before planting bulbs, dig in about 5 pounds of 5-10-13 fertilizer per 100 square feet of ground; and in early spring scatter 1 pound of ammonium sulphate over the same area.

LIGHT AND WATER

Most bulbs prefer full sunlight if there is a good supply of water. However, it is not necessary to have full light throughout the season.

Watering spring-flowering bulbs immediately before and after the blooming period helps in the formation of larger bulbs, especially in dry areas. Light, scattered shade also helps; hardy bulbs do well under deciduous trees, particularly if the branches are high.

Most of the tender bulbs come from tropical climates, where heat is coupled with humidity. Some prefer full sunshine; others like some shade.

INSECTS AND DISEASES

Insects and fungus and virus diseases attack bulbous plants, and protective measures need to be taken against them. For example, thrips, an ever present pest of gladiolus, is controlled by spraying, and also mildew on tuberous begonias is controlled by spraying with a fungicide.

Follow these general precautions: (1) Practice clean cultivation. (2) Disinfect storage cellars, flats, etc., with a fungicide such as ceresan or zineb that will not injure the plants. (3) Dust stored bulbs with a fungicide. (4) Spray growing plants with one of the combination sprays that control both diseases and insects.

HARVESTING AND STORING

Bulbs that are not to be left in the ground over winter should be lifted as soon as the foliage dies. For spring flowering bulbs, this is usually about the end of June or early in July; for summer flowers, about the end of September or in mid-October.

Except for loosely constructed bulbs like lilies, let the bulbs dry thoroughly to avoid fungus rots. If the tops are green, cut them off short but not entirely. When the bulbs are dry, clean off tops, roots and old loose scales.

Discard all bulbs showing signs of disease or injury. Save healthy ones of normal size for replanting; and, if desired, plant small bulbs in nursery rows for a year to increase in size.

Dust dry, tender bulbs with a fungicide. Store gladiolus bulbs dry but mix others with very slightly dampened sphagnum moss or vermiculite to prevent desiccation. Store at 40 deg. to 50 deg.F.

PROPAGATION

Although commercial propagation of bulbs is not practical in most parts of Canada, you may propagate your own stock. Save the small divisions or offsets and cut-up tubers and plant them in rows to develop before planting them where they are to bloom.

Dahlias

Dahlias have been popular garden plants for over 100 years. Many different types have been developed by hobbyists. The fashionable trend in recent years has been away from the large, stiff and decorative types to the smaller-flowered, more easily grown varieties. Since named varieties are so numerous, and the lists of recommended "greats" change so rapidly, local dealers cannot be expected to carry more than a small percentage of them.

Varieties are classified as follows:

Cactus Varieties have tubular or rolled petals. These are subdivided into straight cactus (Cac.), semicactus (S.C.), and incurved cactus (I.C.).

Formal Decoratives (F.D.) have flat, regularly arranged petals.

Informal Decoratives (I.D.), have flat, irregularly arranged petals.

These types are divided again in sizes: large flowers (A) are eight inches or more in diameter; medium (B) are four to eight inches; and small (M) under four inches.

Dahlias need plenty of moisture in rich, open, well-drained soil. They are heavy feeders and repay well for a liberal supply of well-rotted manure dug into the bed the previous fall. A fertilizer high in phosphorus and potash, such as 5-10-13 at ½ ounce per plant, may also be worked into the surface of the soil a three-week intervals during the growing season. Too much nitrogen tends to produce vigorous, soft growth with few flowers, which often fall off during the bud stage.

The small-flowered varieties such as the hybrids Coltness Gem and Unwin, can be grown from seed sown indoors in February or March. The large flowered varieities, however, must be grown from tubers to flower the first year.

Each tuber must be attached to a piece of the old stem on which there is an eye or growing bud. As the tubers rot quickly in cold, wet soil, do not plant them outside until the earth is warm, about May 15 to June 1.

If you want plants to bloom early, start them indoors about the first of April. Fill a flat box with sandy-loam, lay the tubers on their sides with the buds pointing upward, and cover with about 2 inches of soil Water well and poace the box in a warm location until growth commences. After April 15 move to a sheltered spot outside and cover on cold nights. Plant in the garden when the risk of frost is over.

For planting, dig a hole 6 inches deep and loosen the soil well on the bottom. Lay the tuber on its side with the shoot pointing upwards. Place a small stick in the ground, about 3 inches from the shoot, to mark the spot where a stake can be driven later without doing any damage. Then cover the tuber with 2 to 3 inches of earth and pack firmly. As shoots appear; pinch off all but the strongest and fill the hole with earth gradually as the shoot grows. Do not mound the earth as this sheds moisture away from the roots.

To conserve soil moisture, cultivate so that there is a dust mulch or add a mulch such as shavings or chopped straw. When watering is necessary, soak the earth thoroughly; light frequent sprinkling keeps the roots close to the surface, so that plants suffer quickly when watering ceases.

The large-flowered and tall varieties need staking. When the plant is 1½ to 2 feet tall, drive a wooden or steel-rod stake 5 to 6 feet long into the ground 12 to 15 inches, at the point marked earlier. Tie the main stem of the plant to this, every 12 to 15 inches, using raffia or strips cut from old nylon stockings. First, tie loosely around the plant and then tightly around the stake, to make a figure eight; and then make a second loop around each. Later on make longer loops to support side branches, keeping in mind that the plant should not look stiff.

If you are growing dahlias for exhibition, prune and disbud the plants to increase size and quality of blooms and to ensure straight stems. As soon as the plant is staked, start removing side shoots in the axils of the leaves. For extremely large blooms, grow the plant to a single stem with all side shoots removed. In the lowest pair of leaves; leave the shoots in the axils of the next pair and of two higher up. so that the plant will have four laterals and a terminal stem. Tie the four laterals loosely to the stake and pinch off all extra side shoots. A cluster of buds will form at the end of each branch. As the center bud in each cluster develops to ⅜ inch in diameter, remove all the side buds. This method of pruning and disbudding produces five flowers on a plant; other methods may be followed, according to the number of flowers desired.

The dahlia's chief enemies are hot, dry weather and the tarnished plant bug. Watering, mulching and shading at midday help combat the former; to control the latter dust with derris or rotonone.

After frost has damaged the tops; cut them down to ground level. Dig the roots carefully so as not to damage the tubers, and leave them upside down for a few hours to drain off surplus moisture. When partly dry store over winter in a frost-free cellar at 40 degs.F. with good humidity; or pack in slightly dampened peat moss or vermiculite.

Most growers divide the tubers in the fall. To do this, cut the "crown" or stem in such a way that each tuber is connected by its neck to a section of the stem that has a growing bud or eye; discard tubers that have no eye attached.

Gladiolus

Though not hardy enough to survive our winters when left in the ground, the gladiolus has rapidly become one of our most popular plants. It is showy, multiplies rapidly, and will grow on any average garden soil. However, with its popularity have come several diseases and an insect pest that make it more difficult to grow than many other flowers.

Gladioli may be planted in groups in a perennial border but they are better grown in rows, in a sunny location. They prefer a well-drained, well-enriched, sandy-loam soil but grow satisfactorily on well-drained clay loam. If possible, prepare the soil the year before growing gladioli, by digging in a liberal 2-inch dressing of well-rotted manure or leaf mold. Never use fresh manure. Leave the soil heaped up roughly in furrows, so that it will benefit from the action of frost during the winter. In the spring, level the land roughly and dig in 5-10-13 fertilizer, 1 pound to 25 feet of row, before planting the gladioli corms.

The date to plant varies with the local climate and the desired blooming time. For most of Canada the best time is between May 12 and 20 in mild districts earlier planting is satisfactory. In some northern

Continued on page 9

PLANT IN SPRING

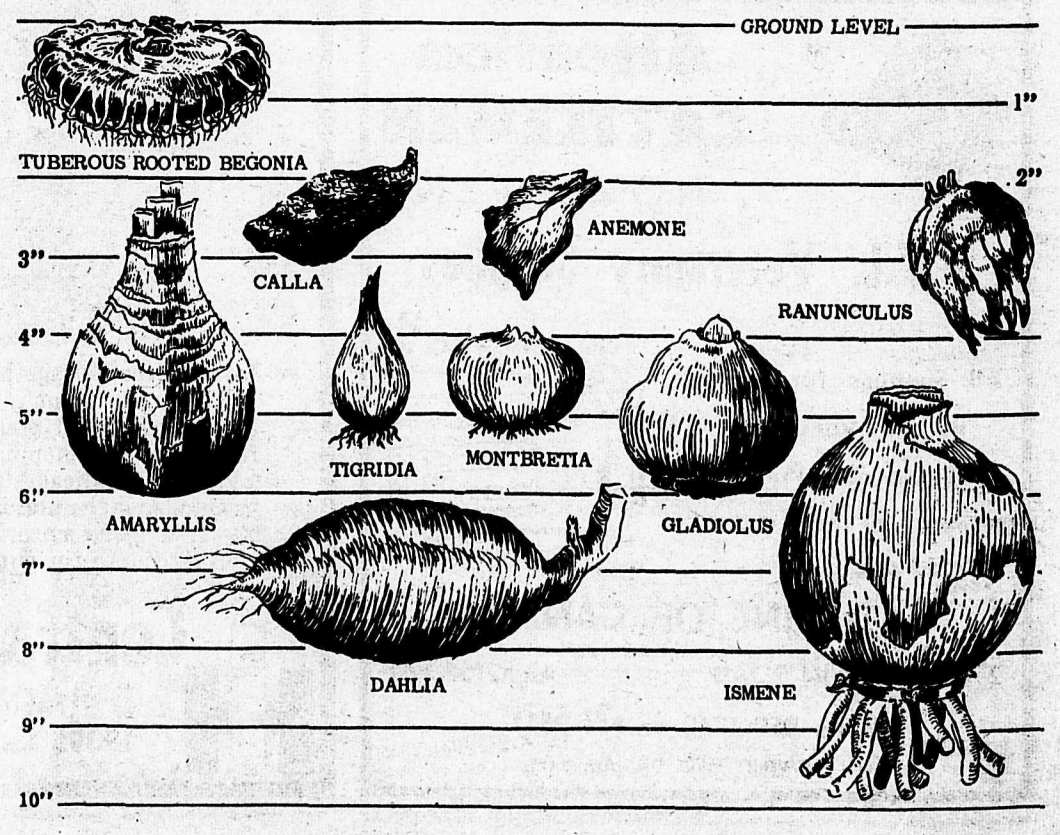

Continued from page 8

districts the corms should be sprouted indoors in flat boxes filled with moist sand and not planted outdoors until June 1. Early varieties of gladiolus bloom about 75 days after planting, late ones, 100 days.

Plant only corms that are free of disease. Plant corms 5 inches deep and 6 inches apart in a double, staggered row. When planting more than one row, be sure to leave enough space between them for cultivation.

Practice clean cultivation all summer to keep down weeds and conserve moisture. Apply water liberally once a week in dry weather. On light soil you may have to stake plants to hold them upright in the wind. A good way to do this is to use 4-foot lengths of strong pipe or wooden stakes, each having two 6 or 8 inch crossarms placed 12 inches apart near the top of the stack. Drive the stakes into the row every 30 feet so that the crossarms are 18 to 30 inches above the ground. Finally, run two wires down each side of the row and attach to the crossarms.

Damage from the gladiolus thrips is now so common that sparying must be done frequently to control the insect. Begin spraying when foliage is 9 to 12 inches high, using a flower spray as directed on the container. Spray once a week until the time of bloom, and spray the foliage after the flowers are cut.

Several diseases attack the foliage and corms. For diagnosis and control of these, inquire at or write the nearest plant pathology laboratory of the Canada Department of Agriculture, or the Scientific Information Section, Central Experimental Farm, Ottawa.

For home decoration, cut the spikes as soon as the first floret is fully open, so that all the others will open indoors. If you leave the flowers in the garden, cut the spikes off as soon as the flowers fade rather than allow them to do to seed.

In the fall, as soon as the foliage is browned by frost, cut it off just above the ground. Dig the corms on a warm sunny day, and leave them on the ground for two or three hous - this makes it easier to remove the earth stuck to them.

Corms must be dried quickly to avoid mildew, which flourishes under cool, moist conditions. Spread the corms thinly over a flat surface - flat boxes with screen bottoms are ideal - and place in a warm, dry room that has good air circulation. When they are dry enough, remove all tops, roots, earth and loose husks. It is a good idea to dust the corms a powdered fungicide to prevent damage during storage; follow the manufacture's directions closely. After cleaning and dusting, store the corms and cormels over winter in shallow, open boxes at 40 to 50 degs. F. Check them once or twice during the winter and remove dry husks and any diseased corms.

In the spring soak the cormels overnight in warm water and sow like beans in a row in the garden. Some will develop into good corms the first year; others will take two years.

There are many excellent varieties of gladiolus and lists of them are constantly changing. The following varieities recommended in 1961 are likely to remain standard ones for some time.:

White: Antarctic, Snow Velvet, White Sales, Deep Freeze.
Cream: Ares, Landmark, Floradora, Green Ice.
Yellow: Fort Knox, Prospector, Sparkler, Forsythia.
Buff: A.B. Coutts, Regina, Patrol, Pactolus.
Orange: Atlantic, Circe, Cronus.
Light Pink: Ethereal, Pink Harmoney, Cornation, Joanie, Pink Cascade.
Salmon: Salmon Queen, Spic and Span, Loretta, Summer Queen.
Rose: Director, Jolicoeur, Rosannah.
Red: African Queen, Red Charm Dieppe, Redcoat.
Lavender: Heirloom, Lohengrin, Parade, Princess.
Purple: Emperor, King David, Purple Jet
Violet: Blue Diamond, Violet Charm, Caribbean.
Smoky: Tan Glo, Patmos, Tonto
SMALL-FLOWERED
White: Polar Cub, Alecia, Daintiness.
Yellow: Green Thumb, Bambi, Statuette.
Buff: Toytown, Figurine
Orange: Crinklette, Elf, Orange Midget
Light Pink: Cutie, Puck
Salmon: Ambrosia, Parfait, Bo Peep
Rose: Alouette, Peasant Maid
Red: Atom, Corvette, Redcap, Zig Zag
Lavender: Wedgewood, Felicity

Nitrogen and Milk Production

Experiments conducted at the Canada Agriculture Research Station at Lennoxville, Que., last summer show that farmers can increase milk production by nitrogen fertilization of pastures.

Gaspard Lalande, one of the scientists conducting these experiments, says the best results were obtained rom a field which received 200 pounds of nitrogen as a top dressing during the summer.

S. G. Preston Retires From Crop Insurance

S.G. Preston, Crop Insurance Administrator, Victoria, will retire in June after completing thirty-five years of service to British Columbia agriculture.

Born in Saskatchewan, Mr. Preston moved with his parents to a farm at Vanderhoof, B.C. in 1923. After completing high school, he attended U.B.C., graduating in 1930. In 1932 he obtained a Master's Degree in Plant Ecology from the University of Alberta. Following graduation Mr. Preston worked on the river boats freighting supplies to remote northern communities. He also operated a trap line in the winter months.

In 1936 he was appointed District agriculturist at Smithers, B.C., eleven years' later he moved to Prince George as Supervising Agriculturist for central B.C. and the Peace River. In 1966 he was promoted to Victoria as Crop Insurance Administrator, dealing chiefly with the Grain Crop Insurance for the Peace River area.

Mr. Preston has also served as Agricultural Representative on the Petroleum and Natural Gas Arbitration Board since 1957. He has been active in the B.C. Institute of Agrologists for many years, having served as President of the Council, Council Member and President of the Victoria Branch. Over the years he has received widespread recognition as an authority on agriculture in central and northern areas of this province.

Mr. and Mrs. Preston will continue to live in Victoria.

CENTENNIAL MEMO — September 15, 1887 a mail subsidy of $220,000 was granted the CPR by the British government for mail service between Hong Kong and Montreal.

CONCRETE STAVE AND WOOD STAVE SILOS, manure tanks, silage choring equipment. "Alco" industry leaders. B.C. Silo & Tank Ltd., 2445 Railway St., Abbotsford, B.C. Phone 859-7648.

Crossword Quiz Answers

I	O	T	A		A	M	A		E	L	L	
D	A	R	N		N	A	T	A	L	I	E	
O	R	O	I	D	E		L	I	A	N	A	
	S	O		E	T	N	A		T	E	N	
I	M	P	E	L		I	S	L	E			
F	E		D	E	A	N		A	S	S	E	
S	N	A	G		R	E	A	M		E	L	
		G	E	N	U		M	E	R	C	Y	
D	O	N		I	M	A	M		A	T		
I	N	A	N	E		G	A	M	B	I	T	
C	U	T	I	C	L	E		O	B	O	E	
E	S	E		E	O	S		W	I	N	D	

KOHLER'S
EUROPEAN SAUSAGE
A complete selection of European delicatessan meats and sausages.
We Buy
LIVESTOCK, CATTLE, HOGS, SHEEP and CALVES.
Custom Kill - Cutting Wrapping and Freezing
WE ALSO SELL LOCKER ORDERS.
Phone 856-8938
3338 - 272 Street
ALDERGROVE, B.C

"YOUR VOLKSWAGEN CENTRE"



Our Special "BOLER" Trailer For the "BEETLE"

★ Length ------ 13 ft.
★ Width ------- 6'6"
★ Inside Height - 6'2"
★ Trailer Weight, 800 lbs.
★ Sleeps 4 adults
★ All Fibreglass Construction
VOLKSWAGEN CENTRE
VW Diagnosis

VALLEY AUTOHOUSE LTD.
Phone 853-1181
VOLKSWAGEN CENTRE
SERVICE
GENUINE PARTS
33258 S. Fraser Way, Abbotsford 853-1181 We Think Customer

FRASER VALLEY FEED
SELLS TOP QUALITY FEEDS FOR LESS
"If you don't buy from Fraser Valley Feeds, You'll pay too much"
BRING THIS COUPON
GOOD FOR ONE
FREE
BAG OF FEED WITH THE PURCHASE OF HALF TON OF ANY TYPE OF BAGGED FEED, from FRASER VALLEY FEED
FORMERLY AT FRY'S CORNER
Now at 20278 56th Ave., Langley old Dueck Lumber Yard Bldg.
(Across from Dairy Queen)
Phone 532-7212
BRING THIS COUPON
ALL YOUR FEED — POULTRY — CATTLE HORSES — HOGS
All our feed has no Urea - All Grain Products

Sheep Raising

Sheep raising in Canada dates back to the beginning of our agriculture. The early settlers kept small flocks from which they sheared the wool that was needed to clothe their families to protect them from the severe cold. They ate lamb and mutton, too, but in those days sheep producers directed their efforts towards the production of a heavy fleece rather than good quality meat.

With the passing of the years, the production of quality lamb carcasses became the prime consideration and wool was of secondary importance. The old conventional method of breeding in the fall, lambing in the spring, pasturing all summer and then selling the lambs in the fall is fast disappearing. Under that system, sheepmen sold the bulk of their lambs during about eight weeks in the fall at a low price, and for the balance of the year consumers were faced with a shortage of lamb.

It is not uncommon today to hear people condemning sheep raising and saying it is a dying industry; and, in fact, the sheep population as declined by almost 45 percent in the last 10 years. However others who have stayed with sheep and practiced good husbandry state that there are greater returns for investment in sheep than for any other kind of livestock. Because of the persistence and efforts of these producers several new and very interesting trends are developing in the sheep industry.

Some of the ideas that have prompted this new look entail far-reaching modifications of old tradional production methods; confinement rearing or year-round housing of the entire flock; light control and breeding for lamb production throughout the year; early weaning of lambs, prehaps even at birth, and quick re-breeding of ewes; and specially formulated rations for the economic maintenance of ewes and maximum gainability of lambs. The new technology and levels of productivity visualized will definitely require some modifications in breeding, feeding and housing along with general management.

Canada has a real need for increased growth in the industry. Over the past 10 years we have imported annually from 55 million to 65 million lbs. of wool and many tons of lamb to meet the needs of the wool manufacutring industries and lamb consumers. To eliminate the importation of wool, about seven million more sheep are needed. This is the only type of livestock raising where there is no threat of over supply.

When travelling from province to province throughout Canada people are amazed at the vast amount of land not being used. A recent report put out by ARDA shows that the amount of good agricultural land going out of use - and not being farmed in any way - is increasing yearly. More farms are being abandoned and quite often appear later in the list of lands being sold for taxes. It is quite possible that you know of such land in your neighbourhood that would be excellent for sheep raising.

Sheep can utilize poor pastureland better than other kinds of livestock. Prices for lamb have been good over the past few years. We have the land and the know-how and with 18 breeds of sheep presently being registered in Canada, all we need is the initiative to prove that sheep farming pays.

TYPES OF SHEEP FARMING

Purebred Sheep Production

Probably the most challenging type of sheep farming is the breeding of purebreds to produce foundation breeding stock. The progeny are usually sold as registered lambs or yearlings of both sexes.

If you venture into this field, you will be competing with so many established reputable breeders that it will be necessary for you to raise progeny just a little better than theirs. This means you will have to buy the best and pay the highest prices, which, in turn calls for a large capital investment. To those financially able to make this investment, the raising of purebreds becomes a most interesting challenge.

You will have to practice exceptionally good husbandry in the care and feeding of the animals, in disease prevention and feeding them for shows and purebred sheep consignment sales. When raising purebreds, you also need a more elaborate operation, including attractive buildings and equipment that will impress prospective buyers.

If you are interested in this field, try to find out if there is one particular breed very much in demand in your area. In Eastern Canada, for example, recently the Dorset breed has been very much in demand and commanding good prices for for good stock.

Just a word of caution; be sure to weigh all the pros and cons of this phase of sheep farming carefully before venturing into it.

Production of Crossbred Ewes

It is a well established fact that crossbreeding, with the resulting hybrid vigor, pays off in many fields of agriculture - livestock, poultry, corn, grasses, etc. Crossbreeding of sheep has been practiced for years in Britain, Australia and New Zealand but only fairly recently in Canada. A crossbred ewe is the resulting progeny of two purebred breeds.

Sheepmen are partial to white faced ewes. Each year in Nova Scotia, there is a sale of white-faced, 'Scotia' half-bred ewes. They are produced by crossing Leicester ewes with North Country Cheviot rams. They sell readily at favourable prices and the demand far exceeds the supply.

There are several other purebred, white-faced breds in Canada, which offer a challenge in arriving at a good cross. Keep in mind that the ewes easiest to sell are large rugged, prolific, good milkers, heavy-fleeced and able to produce lambs that mature quickly and give quality carcasses. This makes breed selection even more exacting.

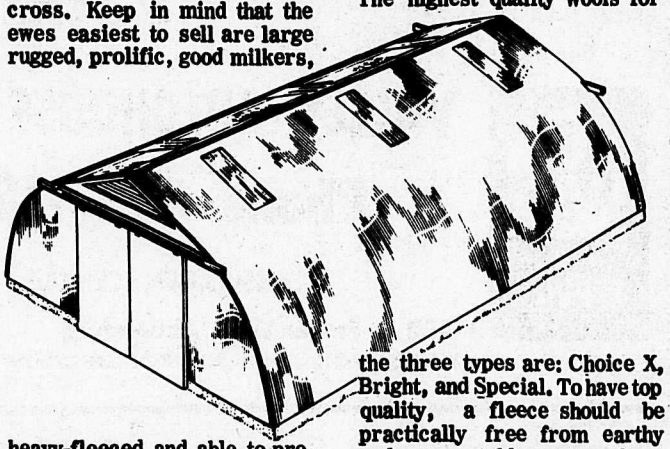

Since crossbreeding is a realatively new field in Canada, but is catching on fast, it offers quite a potential in the year's ahead.

Commercial Lamb Production

Progressive sheepmen are now using the three-way cross to produce commercial lambs. A good half-bred ewe, produced by crossing two pure breeds as outlined above, is bred to a purebred ram of a third breed, from which comes the name "three-way cross". The ram can be of any colour but it must be capable of siring good thrifty early maturing lambs of desirable carcass quality. This limits the selection mainly to the Down breeds, for example Suffolk, Hamshire and Shropshire. As all lambs are marketed, black colouring of the wool is not discounted. To get the greatest returns in commercial lamb production, the breeding program is planned so that lambs reach market early in the season - some time before the middle of June, after which prices normally drift downward.

Farmers in Ontario and Quebec enjoy a very special market during the Easter season at Toronto and Montral. Various ethnic groups in these cities still celebrate Easter and some other religious holidays according to Bible teachings, and lamb is the meat preferred for these ritual celebrations.

Feedlot Lamb Production

Under this operation the producer buys unfinished lambs, usually Western range lambs, weighing 50 to 60 pounds. He confines the lambs in an enclosure and feeds them hay and grain until they weigh about 100 pounds.

Feedlot lamb production is somewhat of a gamble. Whether it is profitable or not depends on the selling price in relation to the buying price; the wider the spread the greater the profit.

The past few years have been quite favourable to Eastern lamb feeders. The prices in January, February and March when such lambs are sold, have been quite good, for the most part higher than the purchase price.

GRADING UNWASHED FLEECE WOOL

In grading raw wool, it is first divided into three broad divisions or types, according to the geographic area in which the wool was produced. These three types are:

Western Range - wool from the large or range bands in Western Canada.

Western Domestic - wool from the small farm flocks in Western Canada.

Eastern Domestic - wool from the farm flocks in Eastern Canada.

The second step in grading wool is to establish the quality of the fleece. Definite quality classes have been assigned to each of the above three types. These are:

Western Range - Choice X, Choice, Average X, Average.

Western Domestic - Bright, Semi-bright, Dark.

Eastern Domestic - Special, Regular.

The quality of a fleece fairly well decides what a buyer will pay a producer for the wool. The highest quality wools for the three types are: Choice X, Bright, and Special. To have top quality, a fleece should be practically free from earthy and-or vegetable matter, have fibres of good length and strength, be bright and lustrous in appearance, and be high yielding.

The low-quality classes, on which the producers receives a low price are: Average, Dark and Regular. Fleeces of the above quality contain fairly large quantities of earthy and-or vegetable matter, are dark in appearance, badly weathered and wasty, and are low yielding.

The third step in grading wool is to give the actual grade of the fleece, A grader pulls a small group of fibres from the fleece and straightens the fibres out to determine the length of the wool. He then pulls on the fibres to test their strength and at the same time note their diameter. Individual fibres in fleece vary from fibres with a very small diameter, as in our Fine wools, to those with a large diameter, as in the Coarse wools.

The term "Staple" in the grade refers to the wool having good length and strength of fibre. The fine wools are short and the staple increase progressively up to the coarse grade. Wool grades have adopted a more or less certain required minimum for each grade.

The term "Clothing" in the grade refers to wool less than 2 inches in fibre length, and also includes wool that is weak and will break easily.

The following 12 grades for wool for the above types and classes have been established in the Wool Grading Regulations.

Canada Fine Staple, Canada Fine Clothing, Canada ½ Staple, Canada ½ clothing, Canada Southdown, Canada ⅜ Staple, Canada ⅜ Clothing, Canada ¼ Staple, Canada Coarse, Canada Gray and Black, Canada Defective.

LAND, BUILDINGS AND EQUIPMENT

After deciding on the type of production and breed or breeds of sheep that suit you best, you can now concentrate on the choice of land, buildings and equipment.

LAND

The acreage required depends on the size of your flock whether they are to be raised in confinement or on pasture, and how you intend to manage and feed the ewes and lambs. A brief discussion on sheep-raising methods may be in order.

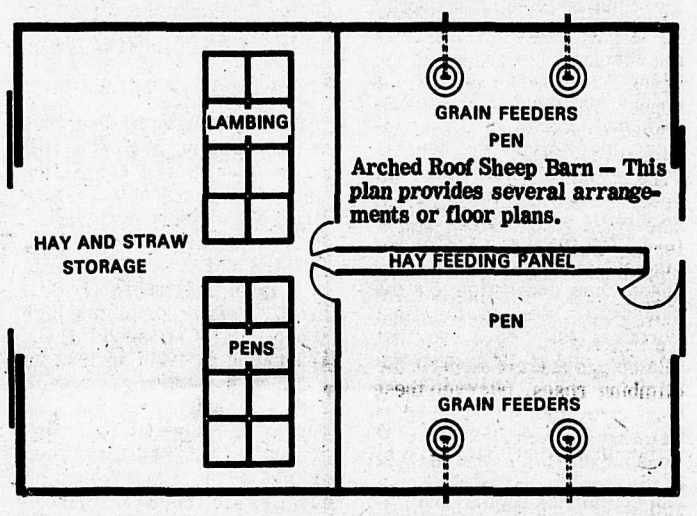

Arched Roof Sheep Barn — This plan provides several arrangements or floor plans.

TOTAL CONFINEMENT (dry-lot rearing) - Only a small acreage is need for a sheep barn and adjoining corrals. Neither the ewes or lambs are allowed to run on pasture but are confined within the barn and closed corrals. They are fed daily; or self-feeders are used to provide the required amounts of hay and grain at a particular time. Weaned lambs may be creep-fed, and the dry ewes are fed hay; milking and pregnanat ewes are fed grain in rations designed to meet their requirements. Of course, fresh water salt and minerals should be available at all times.

This type of management has certain advantages:

- Low initial cost for the small acreage required.
- Less parasitic infection, corralled flocks are not exposed to injurious internal parasites commonly found on pastures.
- Very few losses from predators, such as dogs, coyotes and bears; corrals are usually predator-proof and close to the farmer's home.

There are also some disadvantages:

- High feeding costs, assuming you have to buy all your hay and grain.
- More hand labour, since animals must be fed regularly; even self-feeders must be kept filled.
- Productive life of ewes is shortened; they are generally healthier when they have access to lush green grass, shade and exercise.
- Extra equipment is costly; more self-feeders are needed and their continual use necessitates repeated replacement. Also, satisfactory sheltered areas are required to store hay for summer feeding.
- Lower profits, especially when hay and grain prices are high.

PARTIAL CONFINEMENTS - The lambs are confined and creep fed to market weight, but the ewes are allowed to run on pasture.

Farmers have tried several different ways of handling the ewes under this system. Some who have adopted early weaning (five to seven weeks) prefer to confine the ewes until the lambs have been weaned and the ewes have dried up, and then put them out. Others who have good lush spring pasture may let the ewes run while still suckling. This is inconvenient, hoever, as the operator has to devise some way for the ewes to go in and out of the barn to let the lambs nurse.

The advantages of partial confinement over total confinement are:

- Lower feeding costs; no need to buy hay for ewes during nursing and dry periods.
- Ewes are thriftier, since they get sunlight and outdoor exercise.
- Ewes milk well; there is no substitute for lush green pasture.
- Lambs make slightly better gains at a lower cost; the full supply of milk reduces their grain intake and lambs grow well.

Some of the disadvantages are:

- Initial cost of buying extra land.
- Worming is necessary to keep ewes from becoming infested with internal parasites.
- Inconvenient getting ewes back and forth from pasture during nursing period.

PASTURE RUN - This is the old conventional method of sheep raising where the ewes are bred in the fall, lamb in the spring and pasture all summer, and the lambs are sold in the fall. The lambs are born and allowed to run outside on pasture with the ewes from the time the weather is fet until they are ready for market. Though still with us, this system has no place in a progressive sheep-raising enterprise. The operator adopting this method is confronted with several important disadvanatages:

- Initial cost of extra acreage for pasturing all ewes and lambs all summer.
- Cost of worming ewes and lambs; both are exposed in infested pastures.
- Danger of predators; pastured ewes and lambs are often attacked by dogs, coyotes, bears, etc.
- Low returns from sale of lambs; they are marketed in the fall at low prices.
- Efficiency of production is low, with only one lamb crop per year.

The only advantages this method might have over the others are the lower costs of feed and labour.

Although the method of management certainly influences a sheep farmer's choice of land his final decision depends mainly on his financial status and the type and value of land his his area.

Expensive land is not necessary for sheep; they can thrive on rough, stony, untillable and scrubby bushland unsuitable for cattle. On the other hand, they respond exceptionally well on good fertile land with lush pasture.

Garden Notes

Rambling Roses

by A.R. Buckley

Many contemporary buildings with sizable areas of blank wall may be pleasantly softened by plants, yet many home-owners lack the patient to train espaliered trees and shrubs.

They could, however, find a suitable trellis, plant roses, take care of the yearly winter covering and have very satisfactory results.

Roses trained on a neat trellis will not only provide a very colourful display when in flower, but also cast an interesting shadow pattern at other seasons.

Stone and roses are often combined to make a notable garden composition. Strong pink and red climbing roses stand out beautifully against grey sandstone or white, the bronzy varieties are attractive against warmer tones of Angel stone.

Another very striking use of roses is on a post-and-rail fence in country-like surroundings where climbers can be set against posts and trained along the rails. If there isn't a fence available a well selected rose such as Sympathie which has double red hybrid-tea-like flowers and dark green leaves can add glamor to a private lamp post.

The climbing and rambling roses used this way are usually the kinds that produce long canes. They need some form of support if they are to be displayed on trellises, walls, arbors or pergolas.

The climbers are divided into several classes in catalogues. The most common are ramblers, pillar roses, everblooming climbers, climbing hybrid teas, climbing polyanthus, climbing floribundas and trailing roses.

Ramblers are the oldest of the climbing roses, but even these only date back to 1895 when Crimson Rambler, a form of Rosa multiflor was introduced. Prior to that, wild species and selections such as Rosa wichuraiana, Rosa banksiae and forms of Rosa odorate provided the climbing and pillar types that are often seen illustrated in old pre-1900 pictures.

With the introduction of Crimson Rambler, the interest in climbing roses increased considerably and many hybrids were produced. The true ramblers as we see them today were derived from Rosa multiflora, the Japaneses rose, and Rosa wichuraiana, the Memorial rose. The best of them were and still are Dorothy Perkins, Hiawatha and Minnehaha.

In the early 1900's climbers with large flowers and much looser clusters were raised by Dr. Walter Van Fleet. He originally made crosses of Rosa wichuraiana and Rosa setigera, with hybrid tea and hybrid perpetuals. Like the ramblers, these roses have only one period of bloom during summer, but are more vigorous and have longer canes.

Pillar roses are the same as climbers, but have more moderate growth and can be grown on a pillar about six feet high with little or no pruning.

Nowadays the everblooming climbers are fast taking over from the large flowered ones; there are many hardier types and they produce a good display of bloom over a longer period. The two most popular are Paul's Scarlet and its almost idential Twin-Blaze, which is a climber with slightly larger flowers and a more everblooming habit.

Looking at the rose catalogues from British Columbia and milder areas you will notice many cultivars of climbing hybrid teas, climbing hybrid floribundas, climbing polyanthas and ever climbing miniatures.

In most parts of Canada where the winters are seveee these are even less hardy than the common climbers and ramb-

lers. In the Ottawa area some rosarians have considered Climbing Peace as quite hardy with adequate covering. These roses are much more difficult to bring down to ground level for covering in early winter.

For all intents and purposes in most garden catalogues, climbing roses are divided into climbers and ramblers and the demarcation is made with the method of pruning.

Climbers are pruned by taking out the weaker shoots and thinning the canes if too many are

Continued on page 16

Zero®
DAIRY FARM SPRCIAL
Moulded Stainless
Steel Wash Sinks
NO CORNERS FOR
DIRT BUILT UP
BC Tank & Silo
2556 Railway Ave.
Abbotsford
PH. 859-7648

Motorists are reminded that "everything on wheels", including rickshaws, rates miniature auto licence tags from the Tuberculous and Chest Disabled Veterans Association. Exotic China-doll Rebecca Majam says there's still time for motorists to send back their reply cards to re-register with the TB Vets for the service: the tracing of owners of lost keys. Proceeds of the annual campaign, which employs needy veterans, are used for scholarships and research into respiratory diseases.

POLE TYPE BUILDINGS
NO BUILDING TOO LARGE OR TOO SMALL
Hil-Ron Construction Ltd.
★ MACHINE SHEDS ★ WAREHOUSES

★ DAIRIES
★ LOAFING BARNS ★ RIDING ARENAS
★ Commercial Buildings

★ HORSE BARNS ★ BUNKER SILOS
★ MILKING PARLOURS
FOR FREE ESTIMATES
MAIL COUPON
HIL-RON CONSTRUCTION LTD
Attention: Mr. Harry Hildebrandt
BOX 446, Aldergrove, B.C. PHONE 856-6013
NAME .....
ADDRESS .....
TOWN ..... PHONE .....
I am interested in ..... building
I AM UNDER NO OBLIGATION

EAST CHILLIWACK
CO-OP ASSN.
Feed manufactures and General Farm Supplies
FERTILIZERS - HAY DRY GOODS - GAS - OIL
PH 792 - 1988
46255 Chilliwack Central Road. Chilliwack.

9
CONVENIENT LOCATIONS
IN THE FRASER VALLEY
TO SERVE THE FARMING
PUBLIC
WITH
THE VERY BEST
in
FEEDS, SEEDS,
FERTILIZERS
CHEMICALS &
HARDWARE
GARDEN SUPPLIES
CHILLIWACK, ABBOTSFORD,
MISSION, ALDERGROVE,
COQUITLAM, HANEY,
LANGLEY, LADNER
and
NEW WESTMINSTER
Buckerfield's

CANADA THISTLE

CIRSIUM ARVENSE

Canada thistle, a member of the Composite family, is one of the most widespread and troublesome weeds in British Columbia. It is a perennial, propagated by seeds and roots. The plant grows to a height of 4 feet and flowers throughout the summer. The stems are spiny, erect, and ribbed. The leaves are normally dark green and shiny on the surface with a white hairiness on the undersurface. The blade of the leaf is long and narrow, and the lobes are terminated with spines. The small heads of flowers are borne in clusters and are rose-purple, pink or less frequently, white in colour. Plants produce only staminate or pistillate flowers, and where one plant type is lacking no seeds will result. Canada thisle is characterized by the horizontal branching root system which will regenerate readily even when cut up by tilliage operations.

CONTROL OF CANADA THISTLE

Cultural Control

On arable land, Canada thistle can be effectively controlled by one season of intensive tillage. To eradicate, another season of tillage may be required, partiularily on heavy-textured soils. On light-textured soils, subject to eroding, permit the plants to grow to bud stage, and then till intensively for the balance of the season. Post-harvest tillage is an important first step in controlling thistles when the land is to be cropped or summer fallowed the following year. Systematic tillage should be times to destroy the new growth as soon as it appears. Continue this procedure until freezeup. Tilling with a duckfoot cultivator and covering the area twice, the second time at right angles to the first, is very effective. The interval between cultivations should not exceed three weeks. Tillage must be thorough, and the implements used should be properly adjusted and the cutting-edges sharp. All vegetation must be completely sheared off or uprooted. Shallow cultivation is just as effective as deep cultivation. Do not allow the thistle to set seed.

Winter rye and winter wheat offer competition in the late fall and weaken the thistles. Spring-seeded oats, cut early for green feed or silage, followed by intensive tillage through the remainder of the season will often result in a high degree of control. Good control may be obtained where alfalfa can be established on land infested with Canada thistle, and two or more cuts of hay taken annually for two or more years.

Cultural and Chemical Control

Non-crop land - 2,4-D or MCPA at 1 pound per acre or 2-4-DB at 2 pounds per acre can be used to replace part of the tillage on summer fallow to control the thistles. These chemicals are particularly useful when cool wet conditions prevent properly timed cultivations. Cultivate in the spring to destroy annual weeds and volunteer grain, and then spray at the above rates when thistles begin budding. Intensive tillage should begin within three weeks or as soon as the thistles show signs of regrowth.

Amitrole or amitrole T at 4 to 6 pounds per acre applied at the early bloom stage, followed by tillage starting when the thistle plants are well bleached, is useful for small patches on non-crop land or on summer-fallow fields. Use the higher rates in Interior areas. Where re-treatment is necessary, apply amitrole or amitrole T again at 2 pounds per acre on any regrowth in September. This treatment can be used to control thistles on land the year previous to setting our or planting perennial intertilled crops: e.g. strawberries. Other treatments on non-crop land where some residual effect is not important are:

Sodium chlorate at 1½ to 2 lbs. per 100 square feet.

Sodium borate or borate-chloride mixture at 2 to 3 lbs. per 100 square feet.

Monuron at 2½ ounces per 100 square feet.

TBA at 20 pounds per acre.

Broate-TBA mixtures at ½ to 1 pound per 100 square feet.

Picloram at 1 pound per acre.

All non-crop treatments are basically soil sterilant in action with the exception of amitrol, TBA, and picloram. TBA will allow partial re-establishment of a number of grasses. Most established grass species are tolerant to picloram at rates of 1 pound per acre or less. Slight injury may occur to legumes sown on land treated with picloram at the 1 lb. rate the previous season.

Control in Crops

HAY AND PASTURE - Frequent cutting with a scythe or mower gradually destroys the thistles. Cut before the plants bloom and make additional cuttings as new shoots appear. Where a high proportion of red, alsike or ladino clover occurs top growth of Canada thistle can be controlled by the application of MCPB at 20 to 24 ounces of acid in 20 gallons of water per acre. Where the predominant legume is alfalfa, use 2,4-DB at 20 to 24 ounces of acid in 20 gallons of water per acre. Grass stands can be treated with 1 pound of MCPA or 2,4-D amine. Treatment should be made when the thistle is in the bud stage.

SEEDLING LEGUME STANDS The butyric formulations are preferred on legumes with 2,4-DB used on seedling alfalfa and MCPB on seedling clover if applied in the first or third trifoliate stage of the legume. Where a cereal nurse crop provides a protective cover, MCPA at 6 to 10 ounces per acre can be used.

GRAINCOPS - The top growth of the thistle can be controlled in cereal crops with 2,4-D or MCPA at the maximum rates recommened for these crops under "Rate of Application". MCPA or MCPB should be used with flax. Although maximum effectiveness is obtained if applied during the bud stage of the thistles, spraying should be done when the weeds are 4 to 8 inches tall to avoid serious crop injury and minimize the competition effects.

Dicamba at 2 ounces per acre alone or 2 ounces per acre plus 2,4-D or MCPA at 6 ounces per acre can be applied to control top growth in wheat and oats.

A 1 : 1 mixture of bromoxynil ester plus 2,4-D or MCPA at 8 ounces per acre can be used to control top growth in wheat, oats, and barley.

Picloram at ½ to 1 pound per acre will give 80 percent or more control of solid patches of these weeds for two or three years. Since crop injury from picloram can be expected at these rates, this chemical should be used on grain crops for spot control only.

INTERTILLED CROPS - Control the thistles the year previous to planting, using amitrole and tillage as outlined under "Cultural and Chemical Control".

OTHER CROPS - The sodium salt of MCPB or a 15 : 1 mixture of MCPB and MCPA at 16 to 20 ounces per acre is useful for the control of these thistles in peas.

TIME OF SPRAYING

Wheat and barley are relatively tolerant to 2,4-D at two stages of growth, and 2,4-D should be applied at these times:

(1) The expanded three-leaf to early flag (shot blade) stage.

(2) Milk stage to full maturity.

If necessary to spray at other stages of growth use MCPA. Except under emergency conditions, 2,4-D is not recommended for oats. Least damage will be done with amine formulations of 2,4-D during the periods from emergency to the two-leaf stage, and between the six-leaf and flag-leaf stages. MCPA can be applied to oats as soon as weed conditions warrant.

Rate of Application +

2,4-D - wheat, barley, rye, and corn. . . .10-12 ounces, acid equibalent per acre.

MCPA - oats (wheat, barley, rye and oats).. . .10-12 ounces, acid equivalent per acre.

NOTE: - Use the higher rates where there are heavier infestations of weeds, when spraying is done during advanced stage of weed growth, or under drier conditions.

+ Not underseeded to legumes.

British Columbia Department o Agriculture,
Field Crops Branch

ALFALFA FERTILIZER PALLETS
FARM SUPPLIES FENCING PRE CUT STUDS
L. C. Feeds & Lumber Ltd.
JUST WEST OF LICKMAN ROAD OVERPASS
Telephone 792-4651

Sweet Malts With Magnets

Urban Pittman of the Canada Agriculture Research Station at Lethbridge, Alta., has shown that magnetism can affect the growth of malting barley. He recently reported that barley malt, made from sprouted barley, will develop faster if the seeds are exposed to a strong magnetic field before they are germinated.

ORNAMENTAL TREE VARIETIES

"A Checklist of Ornamental Trees for Canada" lists nearly 600 different ornamental tree varieties which can be planted in various parts of Canada. Copies of the publication, No. 1343, are available without charge from the Information Division, Canada Department of Agriculture, Ottawa, K1A 0C7.

Spiders are Beneficial

by C. Graham MacNay Central Experimental Farm

Spiders, in general, are beneficial because they eat great numbers of harmful and obnoxious insects. Unless they become very numerous, it is best not to destroy them. But they can be a nuisance, especially near water, where aquatic insects provide an abundance source of food.

CONTROL

When spiders are a nuisance, carry out the following control measures:

+ Screen all doors, windows, and ventilation openings in your home to keep the spiders out, even the newly hatched ones, and insects that they may eat.

+ From time to time, brush down the areas where they make their webs to remove the webs spiders and egg sacs. Pay particular attention to crevices and dark corners.

To kill spiders, spray them and the areas where you notice them with 0.5 percent lindane, or 2 percent cholordane. You may spray or dust window frames, basements, and crawl spaces with these insecticides. The treatment is effective for several weeks.

CAUTIONS - Follow closely all the directions and cautions on the insecticide label. If any spray or dust gets on your skin wash it off at once with soap and warm water.

Black Widow Spiders.

Black widow spiders are found in southern areas of British Columbia, Alberta and western Saskatchewan, and in southwestern Ontario along the shores of Lake Huron and Lake Erie. Because these spiders are poisonous, treat any spider with an intensely black, glossy body with caution. For more information on these spiders, write to the Information Division, Canada Department of Agriculture, Ottawa, for Publication 1212, "Black Widow Spiders", or consult specialists in the Entomology Sections of Research Stations of the western provinces.

Gold Loses Shine

Gold has lost a bit of its shine in British Columbia.

Once the most important metal in the province - its discovery on the Fraser River in 1858 helped bring about the formation of the crown colony of mainland B.C. — gold was at the bottom of the metals list in 1970 mineral production.

Value of gold produced last year was $3.8 million, a mere fraction of the $128.8 million of copper produced.

Records show that in a one-year period 1864-64 at the height of the Cariboo gold rush, nearly $5 million in gold was transported from the Criboo to Yale head of navigation on the Fraser River.

This would be in addition to millions more taken from sand bars of the lower Fraser. Incidentally, copper production was nil.

Harvestore
Now In B.C.

A Break-Through In Forage Feeding
FIRST IN-FIRST OUT
with bottom unloader - Continues feeding can be maintained
OXIDATION & SPOILAGE CAUSED BY OXYGEN HELD TO A MINIMUM
Harvestore Feeding Eq.
20260 INDUSTRIAL AVE., LANGLEY
BOX 688 PH 532-2022

The Case for the Tower Silo

by Theo A. Mayer

You've been hearing arguments in favour of putting silage into bunkers. Now let's hear testimony from proponents of the up-right silo.

Upright silos beside the barn certainly add to the appearance of the farm buildings. In addition to showing security and thriftiness on your part, that silo stands for an efficient and well-planned feeding program. Rightly so. The proud owner of a tower silo is processing and preserving his home-grown forages in the most partical and effecient way.

More dry matter and digestible nutrients per acre can be preserved as wilted grass silage than as field cured hay. That's true too with corn silage as compared with ear corn.

Remember, we do not put silage into a silo, anymore than sauerkraut in a crock. The quality of an ensilage will depend upon the stage of growth of the forage when it is ensiled.

An important factor about getting good quality from the forage put into the silo is to get rid of the oxygen. As your chopped forage is blown into the silo and distributed evenly around the smooth wall, the material packs. More forage can be put into a tower silo because it packs better than in a horizontal silo of the same dimensions.

With better compaction the plant juices will be liberated, thus placing these at the disposal of the lactic acid producing organisms. Since the process takes place in about 3 days, it does not help to run a tractor over the horizontal silo for several days after filling, as many do. In fact, with the uneven packing by tractor it even helps get oxygen into the material; that means more spoiled silage.

A hungry animal will eat poor silage so long as it is not rotten or putrified. Too often the conditions are not just right in a horizontal silo. Yet the silage does not look spoiled. The color is passable but the odor is off and mold shows up; still animals eat it. This is usually when the farmer says he is not getting the milk or meat he expected. Or, he's not getting enough "mileage out of his silage". Why? The digestible nutrients just aren't there.

It stands to reason that unless there is a water-tight covering or roof overa horizontal silo (this costs much more than a roof on a tower silo) there will be a loss of nutrients due to leaching. Many horizontal silos are filled early with grass. During the hot summer much evaporation takes place. This again results in the loss of digestible nutrients.

Not only is there a loss of digestible nutrients that we see, but there is also a loss of dry matter. The U.S. Bureau of Dairy Industry reported on the dry matter losses in forage stored as silage in different kinds of silos. When forages were stored at 70 percent moisture content, the total silo losses in conventional tower silos wer 12 percent, in gas-tight silos 8 percent, in bunk silos 21 percent and in stack silos 33 percent. Poor compacting and sealing of the silage and excessive rain-fall or melting snow on uncovered trenches and stacks will increase losses.

Why then has the horizontal silo received so much publicity? The most common answer was labour saving through sell-feeding. But this did not work out for the average dairyman and average beef cattleman, as so many abandoned bunkers prove.

Many kinds of feeding gates and other devices have been tried. Nearly always someone must adjust or move and rearrange the feeding barricades and remove the spoiled silage from the top and sides. The standard-sized horizontal silo allows only a few animals to eat at one time. And then some animals can't get enough to eat; the boss cow will see to that. So some animals try to go around or over the sides, soon tearing down the sidewalls. This means more maintenance costs. If the silo is made wider spoilage occurs because more air gets to the silage.

Controlled or automatic feeding with a silo unloader is making money for many dairmen and beef cattlemen. Besides saving labour they are feeding more milk and meat-producing silage from tower silos.

Even though the silo bunker is constructed with good slope for drainage — where the animals stand at the barricade, the manure, mud and spoiled silage soon accumulate in one ridge to form a dam. As the animals walk through this unsanitary mixture, disease has a chance to take its toll.

Another serious problem is how to control the rodents around a horizontal silo. Rodents not only infest the silage but they also ruin the sidewalls. It is so much simpler and more economical to have a tower silo and quality silage. Dairy cows and beef cattle will eat more quality silage and utilize the feed more efficiently to produce more milk and meat.

An experiment was conducted at Purdue where a comparison was made between cows fed first-cutting grass silage and cows fed hay from the same forages. Each cow was fed according to her appetite for the feed. The animals had free access to a mineral mixture consisting of 1 part mineralized salt and 1 part teamed bonemeal. The average performance of the cows fed silage was better than for the cows fed hay. The cows fed silage consumed an average of 114 lbs. per cow daily. One cow ate 192 lbs. of silage in one day. The cows fed silage produced 2.7 lbs. more F.C.M. per cow per day than the cows fed hay. The cows fed silage consumed 132 lbs. dry matter to produce 100 lbs. F.C.M. whereas the cows fed hay consumed 145 lbs.

This experiment supports the idea that roughages can be used to a greater e tend in feeding milking cows by increasing the quality of the roughage and by selecting cows with the capacity to utilize large amounts of roughage. Yes, more milk and meat can be produced by feeding more quality silage made in a tower silo.

Hither and Yawn

Parts of British Columbia about 750 miles apart are pictured in the summer issue of Beautiful British Columbia magazine, now on sale.

An article about the Pender Islands suggests that they are a "hither and yawn kind of place" where one can "kick the rat race," while the lead story about northwestern British Columbia takes readers as far north as the province's boundary with the Yukon and Northwest Territories.

Other photo stories in the full-color quarterly, published by the Department of Travel Industry, deal with a house-boat holiday on Shuswap Lake, a visit to Gastown in Vancouver' a valley of wild flowers north of Lytton, the sport of sail-planing in the skies over the Fraser Valley, and a report on school bands whose members have become British Columbia's musical ambassadors at home and abroad.

A special feature is a double page spread of the province's float that was entered in the Tournament of Roses parade in Pasadena, California, on New Year's Day.

You can subscribe to Beautiful British Columbia by sending $2 to Fraser Valley Farm & Garden, Box 220, Aldergrove.

VALUE FOR YOU



Alco Concrete Stave Silos

ENGINEERED-PROVEN-GUARANTEED

Sales & Service On:

Alco wood stave silos, Demuth accessories and equipment.
Starline – feeding systems
Clay - parlors; feeders
Zero – concord milking systems
Farm-Eze – feeders, augers, spreaders

B.C. SILO & TANK LTD.

2445 Railway St., Abbotsford,
PHONE 859-7648

Attention CATTLEMEN

NOW OPEN

D.V.L. Veterinary Supplies

All Supplies for Animal Health Available at Reasonable Prices.

FREE DELIVERY OF ORDERS OVER $20.00

Located at:

KATH-LINE OF CANADA

2989 GLADWIN ROAD ABBOTSFORD

Phone 859-4760 or 856-2511

(ALL DELIVERIES MADE ON SATURDAYS)

HAY EQUIPMENT

ONE USED NEW HOLLAND 33
CHOPPER $750

ONE USED GEHL
6 FT. CHOPPER Like new $1400

ONE USED JOHN DEERE
CHOPPER $450

ONE USED NEW HOLLAND
6'6" HARVESTER With cutting bar and pickup $1400

BALER TWINE $6.50 Per Bundle 5% Discount for Cash and Carry

Used Tractors

Massey Harris Pony with plow and disc ..... $ 550
Ford 8N. Good condition ..... $ 850
FORD 9N ..... $ 550
Ford 600. 14.9x28 tires, live p.t.o $1500
Ford NAA. 14.9x24 rear tires with Freeman loader $1500
David Brown 990 Diesel with Allied 700 loader 84 inch bucket $3750
Farmall C with side mounted mower ..... $ 850
Farmall C Tractor. Live p.t.o, good tires ..... $ 850
Farmall 300 Gas Tractor. 3 point hitch, live p.t.o ..... $ 850
Farmall A. Tractor. Hydraulic lift with cultivator and plow ..... $ 850
International B 275 Hi Arch Diesel Tractor $1350
International 300 Gas Tractor with loader, live p.t.o $1450
International W6 Gas ..... $ 650
John Deere 3010. Power steering, power brakes, 18.4x30 tires $3200
JOHN DEERE 50 Gas with loader $1200
John Deere 50 Gas. 3 pt. hitch, wide front axle ..... $ 950
Massey Ferguson 65D Tractor. Engine overhauled, near new tires. With Massey Ferguson Ind. loader $3500
Massey Ferguson 35D Tractor. Multi power transmission $2250
Massey Ferguson 35D Tractor. 14.9x24 tires $2000
Massey Ferguson 50 Gas with Freeman loader, front mounted pump $2500
Massey Ferguson 135 Diesel. Like new. 800 hours $2800
Massey Ferguson 135 Diesel with Allied loader, multi power and power steering. Low hours $3500
Massey Ferguson 85 Diesel. 18.4x30 tires, multi-power, power steering $3250
Massey Ferguson 1100 Diesel. 600 hours, new 18.4x34 tires. Like new $8500
Case 430 Gas Tractor with loader $2250
Case V.A.C. Tractor. Hydraulic lift with 2 bottom plow ..... $ 550
Massey Harris 30 with loader ..... $ 550
Massey Harris Colt, 3 pt. hitch ..... $ 750
Massey Harris 44. Good tires ..... $ 700

AVENUE FARM MACHINERY

1521 "C" Street, Abbotsford, B.C. Phone 859-5235

45664 Yale Rd. West, Chilliwack, B.C. Phone 792-4111

YOUR MASSEY FERGUSON DEALER

Home Vegetable Gardening

Among the important factors for successful gardening are soil fertility, good seed, suitable garden tools, and careful prepartion and cultivation of the land. For convenience, the garden should be near the house. It should be in a sunny location, free from shade, and tree roots should not penetrate the area. Vegetables cannot compete with shade trees for food and moisture.

THE SOIL

Deep sandy loam containing sand, clay and organic matter in a reasonable balance is the best. Gravelly loam and clay loam are also good. The greater the depth of the surface soil or top layer, the better the crops. Sandy loam and gravelly loam are easy to work and are classed as "early" soils because they warm up quickly in the spring. However, they lose moisture badly during dry weather. Clay loam is more difficult to work and must be handled carefully. Digging or plowing this type of soil when it is wet or very dry causes lumpiness and that makes the preparation of a fine seed bed difficult. Soil filled with tree roots is undesirable as these roots compete with vegetable crops for plant food and moisture.

SOIL FERTILITY MANURES

A good many home gardens are located on soil that is far from ideal, and the use of manure or compost becomes almost essential. If it can be obtained, well-rotted manure is an excellent soil conditioner. In addition to supplying plant food, it improves the structure of the soil. It makes sandy soils more suitable for plants, because the vegetable matter holds the moisture more uniformly. Manure or compost material open up clay soils so that air and water may penetrate better; and moisture extremes are thereby lessened.

The plant food content of manures varies widely, depending on the type of animal from which it is produced and the nature of the animal's diet. Sheep and poultry manure are richer in plant food constituents than are pig, horse, and cow manures. Pig manure is not often used but may be of high quality if the animals are receiving a rich diet and plenty of litter is used. Because of its greater bulk and more general availability cow manure is the most widely used.

COMPOSTS

Where manure is not readily available, artificial manure may be prepared by the decomposition of vegetable matter in compost piles. Humus-forming materials that might otherwise be wasted may be used in this way. Materials that are satisfactory for this purpose are hay, straw, peat, weeds, grass clippings, leaves, garden refuse that is not diseased, and even domestic garbage. In order to hasten decomposition, food should be supplied to the bacteria that bring it about. This may be accomplished by distributing through the pile a small amount of nitrogenous fertilizer such as sulphate of ammonia, together with some ground limestone to reduce acidity and so hasten decompostion.

Spread the raw material on the ground to a depth of about 8 to 12 inches. Over this sprinkle ammonium sulphate at 4 to 6 pounds and ground limestone at 1 pound per 100 lbs. of plant material. If more convenient the limestone may be replaced by 2 or 3 pounds of unleached wood ashes. Add another layer of plant material and the correct amount of chemicals and continute until the material is used up and a flat-topped pile is formed. Adding a sprinkling of fertile soil to each layer will hasten the decomposition, and if the material is dry water should be sprinkled on each layer. In three to six months, if the pile has been turned once or twice, it should be ready to be incorporated into the garden soil.

LIME

It is seldom necessary to add lime to garden soils. Certainly if should not be added unless the soil has been proved to have an acid reaction. If the soil is acid in reaction the usual application of lime required is from 1 to 2 tons per acre, or roughly from ½ to 1 pound per square yard. This is applied in the fall or early spring, whichever is most convenient, and should be well worked into the soil.

COMMERCIAL FERTILIZER

Commercial fertilizers come in a variety of different mixtures such as 5-10-10, 5-10-15, 3-18,9, and many others. Which one of these to use and the amount to apply will depend on the fertility of the soil. The amount of organic matter (such as manure) that has been added over the years, and the nutritional needs of the crops being grown. The first figure of any fertilizer mixture refers to the percentage nitrogen (N), the next to percentage phosphoric acid (P2O5) and the last to percentage potash (K20). The rate to apply fertilizer will vary with the fertility of the soil and the needs of the crops. For example, non-manured clay or clay loam may need 15 to 25 lb. of 5-10-10 per 1,000 square feet; if manured 3-18-9 may be substituted, but at a lower rate if manured heavily. For more precise information, use the soil-testing services of your Provincial Department of Agriculture and follow their recommendations.

GARDEN TOOLS

Only a few simple tools are needed for a small garden - a spade, digging fork, hoe, rake, trowel, planting line, and a hand weeder. A hand duster or sprayer, wheelbarrow and wheel-hoe are all useful, particularly in a large garden. The combined garden drill and wheel-hoe is also an important tool. After the seeding, the seed-box can be removed and wheel-hoe parts bolted in its place. The wheel-hoe can be set to leave only a narrow row for hand weeding. A garden tractor is also a valuable labor saver in a large garden.

PREPARING THE SOIL

Dig, or plow the soil in the fall if possible, and if not, in the spring as soon as the ground is dry enough. If is is available spread rotted manure over the surface before plowing or digging. If the soil is already well supplied with organic matter or humus 50 pounds of manure will be sufficient for 100 square feet. On poorer soils 100 pounds or more may be applied. Soil fertility may be increased by adding commercial fertilizers in addition to the manure. A complete fertilizer such as 5-10-10 may be used at the rate of 2 pounds to 100 square feet on light sandy soils, or 3-18-9 at a rate of one pound to 100 square feet on heavier soils.

Work the garden to a depth of 8 to 10 inches, and cover all manure or compost after throughly mixing it with the soil. Turn existing sod under and cover it completely. If couch grass is present, use a digging fork to shake out the roots. Thoroughly pulverize and smooth the surface of the soil in order to obtain a uniform stand of plants from seeds or transplants.

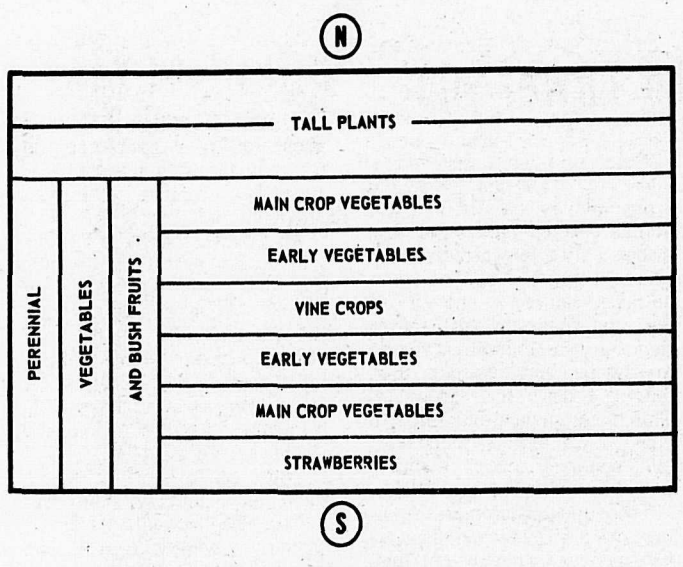

A garden plan.

Scatter the fertilizer over the soil surface after digging, and work it well into the topsoil with a harrow or rake. Fertilizer should not be allowed to come into direct contact with roots or tops, since it may cause burning of the young plants.

LAYING OUT THE GARDEN

If possible plan the garden so that the tall plants, such as corn, staked tomatoes, and pole beans will be at the north side where they will not cast shade on smaller plants. It is advisable to run rows across a slope to help prevent water run-off and soil erosion.

To allow for cultivation place asparagus, rhubarb and other perennial vegetables on the edge of the garden, about 3 feet from the grass line. Plant the vine crops in the center of the garden, and the other crops on either side with two rows of early vegetables along the edges of the vine crops. These will be out of the way when the vine crops spread.

The square or almost square garden is usually easier to handle than a long narrow one. However, if a garden tractor is used, more headland space will have to be sacrificed. If possible, rotate the different plantings so that crops will not be on the same ground year after year. It is particularly important to rotate such crops as cabbages and turnips to keep club-root in check. Onions and, as a rule, vine crops may, however, be continued on the same soil year after year.

POTATOES

For planting, use sets (that is potato tubers cut into sections) or whole small potatos. Sets from 1½ to 2 ounces, containing one or two good strong eyes are best. The sets may be cut by hand or with mechanical potato cutters, and should be blocky in form rather than thin or shallow. Whole small potatoes that weigh from 2 to 3 ounces also give good results. It is a good idea to warm seed potatoes prior to planting. Five pounds of potato sets weighing 1½ ounces each and planting 12 inches apart will plant a row approximately 50 feet long.

PLANTING

According to season, potatoes may be planted in British Columbia from mid-April to mid-May. In gardens, planting may be done with a hoe. Make broad holes 5 or 6 inches deep, spaced 12 to 15 inches apart, with the rows 30 to 36 inches apart. Place one set, or seed piece, in each hole and cover to a depth of 4 inches.

FERTILIZATION

If commercial fertilizer is used, spread 1 level tablespoonful of potato fertilizer in the bottom of the broad holes made for the sets and cover with 1½ inches of soil. Then place the set on top and cover it but do not allow the sets to come in contact with the fertilizer.

CULTIVATION

Weed control and conservation of moisture are the two primary functions of tillage. Hill up the soil around the plants as they begin to bloom. Culitvate deeply and frequently early in the season, and gradually decrease the depth as the plants become large and shade the soil. Deep cultivation at this stage of plant growth would injure the surface feeder roots. Cultivating late in the season or after the tubers have formed may be injurous to the crop.

HARVESTING

Potatoes grown in the home garden may be used just as soon as the new tubers are large enough. This will depend on the variety planted and climatic conditions. A 50-foot row will yield from 60 to 100 pounds. Under ideal conditions, digging of the main crop can be deferred until late in the autumn. Under ideal conditions digging of the main crop can be deferred until late in the autumn. Where the land is inclined to be wet, dig the potatoes before th fall rains set in. Handle the crop carefully to avoid mechanical injury. On a small area, digging may be done with a four-pronged fork. When going into storage, the tubers should be as dry as possible.

In British Columbia the recommended varieties are: Early - Warba, Intermediate - Kennebec, Pontiac; Main Crop - Netted Gem.

SOWING THE SEED

Consult the tables for dates of sowing, depth to plant, and spacing or rows. Sow only enough seed to ensure a good stand of plants. Thick sowing wastes seeds and increases the labour of thinning. Stretch the garden line tightly to mark the row and open a drill by drawing the corner of a hoe or square stake along the line to the required depth. Make the drill of even depth so that uniform germination of the seed will be obtained.

Place large seeds, such as beans and peas, individually at the specified distances. Sow small seeds, such as carrots or lettuce, by tearing off a corner of the envelope, holding the packet horizontally, and gently tapping it with the finger as it is moved along the drill. Press the soil firmly over the drill after the seed has been sown.

To extend the season of crops such as beans and corn, make two or three sowings at intervals of 10 days. Successive sowings of peas may be made in the Maritimes, western Alberta and on the Pacific coast. Usually, however, the cropping season is lengthened, particularly in Central Canada, by sowing several varieties of different maturity. Successive crops of lettuce, carrots, beets, radish, cress and spinach may also be obtained. Plant these after early crops of lettuce, radish, spinace, or peas are harvested.

THINNING THE SEEDLINGS

When the seedlings are well up, thin the plants to the distances recommended in the table do this on a dull day, or in the evening when the soil is moist.

CULTIVATING

Begin hoe cultivations as soon as the rows of young seedlings appear, or immediately after the young plants are set out. Kill the weeds when they are small before they can use up plant food and moisture. Hoeing during bright sunshine will destroy the weeds completely, but pull large weeds from the crop rows only when the soil is moist, otherwise the plant roots may be dried out. Avoid working among such plants as cabbage and beans when they are wet as there is danger of spreading plant diseases.

For good results cultivate the ground once a week to a depth of 1 or 2 inches. As the plants increase in size and cover the earth, hoe less of the space between the rows and decrease the depth of cultivation to avoid injuring the roots. If you are using hand cultivation develop paths through the garden and work and handle the plants from these.

THE HERBS

Most of the common savory herbs are readily grown on a wide range of soils, but they will generally do best on a sandy loam, and require plenty of sun in order to develop the best quality. A few plants are ample for the home garden. Seed should be sown in the early spring and the plants later thinned to about 6 inches apart.

Among the more common and easily grown herbs are the annuals anise, basil, coriander, cress, dill and summer savory and the perennials chive, sage, and thyme. With the exception of coriander these may

Continued on page 15

SURREY COOP ASSN.
OFFERS:
SEEDS - Bulk & Sacked Feeds
FERTILIZERS
HARDWARE & FARM EQUIPMENT
HOME APPLIANCES
PETROLIUM DELIVERY SERVICE
COLD STORAGE LOCKERS
SERVICE STATIONS
FOOD MARKETS
The Surrey Co-operative Association
Head Office Abbotsford, B.C.
Branches at Ladner and Cloverdale, B.C.

Continued from page 14

all be used in the fresh state by cutting the leaves, and in some case the partly developed flower cluster.

The leaves and fruiting tops of dill are cut when the fruits are fully ripe but still green. Sage should be cut before flowering and may be dried or used fresh. Thyme, summer savory and basil, if cut for drying should be taken at the bud or early flowering stage. Anise and coriander are cut for drying when the seeds turn brown. Chives can be used at any time in the fresh state.

Plants intended for drying should be gathered before heavy fall rains break them down and cause them to be covered with sand. They can then be tied in bunches and for best flavour retention, dried rapidly, preferably in a dry, well-ventilated dark room. This is especially true of the more tender-leafed types which may lose their colour if dried in the light.

Mint is often grown in the garden in ordinary soil, though it will probably do better in a damp spot. It is propagated by branches with roots on. Plant mint in the early spring about 4 inches deep, and pick the leaves from the plant as they are need for use.

In the open....Beet, carrot, chard, parsnip, herbs, main crop potato, late cabbage seed sown thinly.	Mid-April to mid-May
In the open....Plant out early broccoli, cabbage, and cauliflower.	Late April to mid-May
In the open....Beet, carrot (for storage) bean, corn, citron, cucumber, melon, squash, pumpkin.	Early to late May or early June
In the open....Plant out tomatoes.	Mid-May
In the open....Set out late broccoli, cabbage, cauliflower.	Late June to early July
In the open....Sow rutabaga seed.	Late June
In the open....Chinese cabbage.	Mid-July
For fall use....Deep heart endive, radish, spinach, and leaf lettuce.	Mid-Aug.

THE PERENNIALS

ASPARAGUS

One-year-old plants are usually the best for setting out an asparagus bed. The plants may be bought from a nursery or seedsman, or they may be grown in the garden from seeds sown in the early spring in rows 15 inches apart. Soak the seed for 2 or 3 days in warm water at 80 to 85 degrees before planting then sow 2 inches apart in the row and cover with one inche of soil. It takes from two to three weeks for the seed to germinate. Thin the plants to 4 inches apart in the row.

Transplant asparagus very early in the spring in rows 4 to 5 feet apart. Choose fresh, vigorous roots and set them 1½ feet apart in the rows. If the plants are set out in beds space them 1⅔ feet apart each way. Place the plants in deep furrows with the crown of the plant 6 inches below the soil level. Spread the roots evenly in all directions and cover with 3 inches of surface soil. Fill the trench in gradually as the plants grow.

No cutting should be done in the first year of growth and only a light cutting, not extending over more than two weeks, in the second year. Cuttings in succeeding years may be continued for a period of six or seven weeks, to early July. Cutting should then stop entirely to allow the plant to prepare for winter. Harvest asparagus by pushing a sharp knife into the soil directly below the spear, cutting it about 1 inch below the surface. Spears should be about ⅜ inch in diameter, and at least 5½ inches long, with 85 percent of the length of the stalk green.

RHUBARB

Seed may be used and from it good plants may be secured for the second year after seeding, but such plants are often variable in growth, colour, and quality. The better varieites may be multiplied by dividing the plant into several parts with an eye and a root to each.

Prepare the soil thoroughly and deeply, and do not be afraid of overfeeding the plant with manure. Plant in the very early spring, and place the plants 4 by 4 feet apart with the eye level with the top of the soil. Do not disturb the plants by deep plowing or working. Grass and lawn clippings can be used to advantage as a mulch around the plants.

No harvesting should be done during the first year of growth and very little, preferably none during the second year in order that good crowns may be developed for the future crop. Early spring growth depends largely upon the stored-up nourishment in the roots; and the pulling of too many stalks, or the destruction of the leaves during the summer and late fall should be avoided. Remove seed stalks before the seed sets.

Identifying Plant Infecting Bacteria

A Canadian, Dr. W.A.F. Hagborg of the Canada Agriculture Research Station at Winnipeg, Man., has presented a strong case to an international conference of scientists for adopting a relatively new method of identifying bacteria that attack plants.

The method involves identifying bacteria according to the kind of plants they damage. It was proposed to the Third International Conference on Plant Pathogenic Bacteria at a recent meeting at Wageningen in the Netherlands.

Coldframes

The coldframe is an excellent place in which to harden hardy plants for early planting in the garden. Make the coldframe as you would the frame of a hot bed but place it directly on the soil. If it is placed early, well banked, and good soil used, reasonably early plants can be raised. Close such a frame early in the evening and cover it with a carpet to prevent loss of heat during the night.

FLATS FOR GARDEN USE

The most satisfactory flat is about 12½ by 22 inches, with sides 3 inches deep. Make such a flat with end pieces of ⅝ inch wood, 12 inches long, and the side pieces and bottom of ¼ inch wood, 22 inches long, and 3 inches wide. Leave a little space between the bottom pieces to permit drainage. Adopt flats of a definite size so that they can be shifted readily and replaced by others; and store them in a dry place when not in use so that they will give several years of service.

STARTING PLANTS IN A HOUSE WINDOW

Plants started in a bright south window in the house usually do not get the full benefit of the sun all day and consequently grow drawn and spindly. However a seed flat in such a window is excellent for getting the seed started early before the hotbed can be prepared outside, and after the plants are transplanted and established the flats can be taken to the hotbed.

Young plants may often start to rot at the soil surface. This is known as "damping off" and is caused by a fungus. Too frequent watering, combined with crowding, insufficient ventilation and too high temperature will assist in the spread of this disease. Chemical compounds are available for controlling this disease but the first requirement should be strict attention to the points mentioned above.

TRANSPLANTING

Transplant seedlings when the first true leaves are formed. Space them in flats - usually 2 to 5 inches apart, according to the variety - or set them in flower pots, peat pots, berry boxes, or paper pots. Do not allow the plants to remain in pot containers until they become pot bound and checked in growth.

If peat pots of the "Jiffy pot" type are used there is little danger of the plants becoming pot bound. These small pots are made largely of peat, with some wood fiber, and are impregnated with small quantities of nitorogen, phosphorus and potash fertilizer. Seedlings can be pricked off into these pots and since the roots eventually penetrate the pot wall there is no need to remove the pot when setting the plant in the garden. The transplanting operation is thus completed with little or no set-back to the plants.

Expose the plants gradually to outdoor conditions for several days before setting them in the open. Water them thoroughly several hours before transplanting, and transplant them during dull weather or in the evening when the soil is moist. Use stocky, healthy plants with good root systems. Cabbage should have leaves from 4 to 6 inches long; and tomato plants should be 8 to 10 inches high.

If transplanting is from a strawberry box, cut the box at the four corners and remove the plants wihout disturbing the soil. If from a pot, turn the pot bottom up in the hand and jar the earth containing the plant loose by tapping the pot rim on something solid. If from a flat, cut the soil to the bottom of the flat in squares leaving a block of soil with a plant in the centre of each. Dig holes in the garden, at the proper distances apart, large enough to receive these transplants and place them carefully in the holes without disturbing the ball of earth around the roots. Fill in the soil and press it firmly around the plant.

In a very dry soil, water the plants once to soak the soil throughly and settle it around the plants. When this dries cover the surface with a thin layer of dry soil. If the plants were transplanted with no earth adhering to the roots protect them by placing a board on edge or sticking a shingle into the soil at each plant. This will break the force of the wind, and if placed on the south side will shade the plants as well. Pack the soil firmly around the plant when it is set, but be careful not to crush the tender stalk.

Place tomato plants that are taller than 10 inches when transplanted in a shallow trench with 6 inches of the plant above the ground level. After they become established pull the earth in around them. Use water to puddle the soil around the roots so that the moist soil will be brought into close contact with the roots and stimulate root growth. When the plants are set, press the soil firmly around them, taking care to avoid injury to the stem at the ground level. Corn beans and the vine crops do not transplant readily. If transplanting is attempted, handle them in pots with a ball of earth fully intact when planted. Muskmelons, cucumbers and other plants that are difficult to transplnat by ordinary methods, may be handled quite successfully if started in peat pots of the "Jiffy pot" type.

Tempest Licensed

A new buckwheat variety, - Tempest, has been licensed by the Canada Department of Agriculture. Tempest was developed by Dr. S.T. Ali-Khan and Dr. E.O. Kenaschuk at the Canada Agriculture Research Station at Morden, Manitoba.

New Institute Formed

Dr. B.B. Migicovsky, director general of the Canada Department of Agriculture's Research Station at Ottawa, has announced formation of the Chemistry and Biology Research Institute. The new institute replaces the Cell Biology Research Institute and the Analytical Chemistry Research Service.

Dr. Rolf M. Hochster, former director of the cell Biology Research Institute, heads the new organization.

FOR YOUR CONVENIENCE

NATIONAL

NATIONAL FEEDS IN 50 LB. SACKS ARE AVAILABLE AT

FRANK's CORNER STORE, HANEY
FRONTIER FEED AND TACK, WHITE ROCK
CAMELOT STABLES, W. 51st St., VANCOUVER
PAYTON's FEED, HANEY
SAM HILL SADDLE SHOP, SARDIS
STAMPEDE FEED AND TACK, CLOVERDALE
BEACHGROVE STABLES, DELTA
JACKSON's FEED, ALDERGROVE
MATSQUI MOTORS, MATSQUI
FORT FEED & GROCERY, FORT LANGLEY
LONSDALE GARDEN SUPPLY, NORTH VANCOUVER
NEWTON FEED AND TACK, SURREY

NATIONAL FEEDS LIMITED
2650 WARE ROAD ABBOTSFORD, B. C.
ABBOTSFORD 853-3364 LANGLEY 534-3254 VANC. 526-9754 CHILL. 792-1394

Irrigation Pumps-Pipes & sprinklers
Water Pumps-Plastic Pipe-Plumbing Fixtures-Darikool Boumatic
Boumatic Milkers, Beatty Farm Equipment and Parts

Murphy & Wakefield

32394 S. Fraser Way Abbotsford 853-2171

$65,000 PAID FOR COW

An Oakville, Ont. farmer has spent $65,000 for a cow.

Claude Picket paid that last week for a three-year old Holstein cow called Romandale Reflection Cristy at an auction at Romandale Farms, north of Toronto.

The Guinness Book of World Records says the record price for a cow was set in 1968 when E.L.Vosley of Lepeer, Mich., paid $62,000 for a Holstein cow at Oak Ridges, Ont.

Continued from page 11

produced. Ramblers bloom only once and the canes that produce the flowers must be cut down to or below ground level right after flowering.

Not many Canadian catalogues list ramblers nowadays, nor are they especially desirable unless one wishes to have pergolas and trellises covered with roses of a bygone era. In such cases look for the cultivars mentioned above.

Some excellent everblooming climbing roses apart from those mentioned earlier are Aloha, rose pink; Coral Dawn, coral rose; Golden Showers, yellow; Hamburger Phoenix, deep red; Heidelburg, bright crimson; New Dawn, pink; Parade, deep rose pink; Spectacular, scarlet red; Sympathie, deep red and Viking Queen, deep pink.

All those mentioned should be covered in winter in areas where ten degree below zero or colder temperatures are likely to occur. Take down the canes from their supports and lie them on the ground and then cover with a soil mound. Taking the roses down is best done just before freezing weather occurs for the canes are more supple at this time and will withstand bending. Later in the fall or early winter, while the soil is still workable, they should be covered with soil mounds and in really severe climates should be finally covered with a six-inch layer of leaves after the soil has frozen.

Okanagan Summer School of the Arts

Of special interest to the aspiring musician is the extensive range of instruction available this summer at the Okanagan Summer School of the Arts. Music has always been a most important ingredient of the school said George Gay O.S.S.A. President, this year's selection is especially complete.

Symphony goers in Vancouver will be familiar with the name Audrey Piggott, a mainstay of the cello section for many years. She will conduct a one week strings program at the school (July 19 to 24).

For the guitar enthusiast, Mansel Davies is being brought from his regular post at Calgary School Board's Adult Education division. He is particularly well qualified to teach at all levels.

Pianist Edward Lincoln, director of the Western Board of Music at the University of Alerta, will be part of the school staff for a second time. The format for this course is concentration on overall instruction on technique, interpretation and performance. Some ensemble playing will be included.

To round out the music section, the school is fortunate to have three instructors for the Band workshop. The director will be Randall Rockhill, co-ordinator of music for the Renton, Washington public schools. A portion of the workshop will be under William Ingles of Calgary, a member of the staff at Mount Royal College Conservatory of Music.

RONCO FENCING LTD.

LANGLEY AT

24639 FRASER HIGHWAY,
R.R. 3, LANGLEY, B.C.,
(Just west of Otter Road)
PH. 856-2548

RONCO

SURREY AT

10354 SCOTT ROAD,
SURREY, B.C.,
(Mile from Patullo Bridge)
PH. 588-3024

Happiness is...
Reliable Fencing



YES, HAPPINESS IS RELIABLE FENCING. Can you relax in knowing that the fence posts that you installed 10 years ago are still reliable - that you won't have to replace them for a further 25 years. When you start to use our PENTA PRESSURE TREATED POSTS that are treated to CSA standards then you can be confident. BEWARE OF IMITATION - sure you will save a few pennies per post but you will also lose reliability - looks won't tell, you need to rely on the quality controls of CSA Standards.

WE PROVIDE A $ 'S VALUE FOR EVERY $ SPENT - WE SELL HAPPINESS

WE SELL HAPPINESS!

Likewise in RONCO BUILDINGS a $ spent provide confidence — we recommend that all buildings be errected to National Building Code - Farm Standards for farm use and we try to keep to this — All municipalities should require this.

RONCO POLE STRUCTURES LTD. PH. 588-3024

CHORE-TIME WEATHER PROOF BINS



Chore-Time bulk bins have every part galvanized including all legs and braces. They feature the Flip-Top lid that opens and closes easily from ground level. Bins of three diameters and 17 capacities are available.

CP MILKEEPERS



COOL MILK FASTER



CHORE-TIME
AIR-SYSTEM

PATZ





TALK TO THE MAN FROM Universal®

Your Universal Dealer can help you determine the most efficient, practical and economical milking system for your needs. He will show you working plans of systems with proven records for saving time and labor.

LIVESTOCK PUMP THEIR OWN FRESH WATER WITH OUR "SELFIL" WATER PUMP



FEED

B.C. FARM EQUIPMENT DISTRIBUTORS LTD.

DAIRY AND POULTRY EQUIPMENT AND SUPPLIES

INSTALLATION PARTS AND SERVICE

Box 790 534-4194 | 22661 Fraser Hwy. Phone | Langley 856-6215