









LEGEND

-  MAJOR EXISTING HIGHWAYS
-  SECONDARY EXISTING HIGHWAYS
-  PRINCIPAL RAILWAYS
-  POPULATION LESS THAN 25,000
-  POPULATION 25,000 - 100,000
-  POPULATION MORE THAN 100,000
-  MAJOR PROPOSED TRANSPORTATION LINKAGES
-  SECONDARY PROPOSED TRANSPORTATION LINKAGES

TORONTO-CENTRED REGION

REGIONAL TRANSPORTATION CONCEPT