

Attitudes and knowledge about abortion and contraception in women from Canada, US, UK, France and Australia: An internet survey using Survey Monkey Audience

Ellen Wiebe, Lisa Littman, Janusz K

What is Survey Monkey Audience?

- <http://www.surveymonkey.com/mp/audience/>
- Panels in many countries – about 500,000 in Canada, 3 million in US, 30 million total
- Incentives: charitable donations and sweepstakes entries
- Validated by “benchmark surveys”

Our panels

- Women age 18-44
- 200 each from Canada, US, UK, France and Australia

Our questions

- Knowledge and attitude based on previous research
- Demographics: France does not allow ethnicity or immigrant status questions
- Knowledge and attitude questions first and mandatory, demographics optional
- Translations into each country (including “Aussie”) thanks to Drs Sharon Cameron (UK), Elizabeth Aubeny (Fr), David Grundman (Au)

The background features a stylized landscape with green, triangular mountain peaks at the top and bottom. A wide, horizontal band of textured yellow-orange color separates the two mountain ranges. The word "Demographics" is centered within this band.

Demographics

Demographics

(all highly significant)

	Canada	US	UK	France	Australia
Mean age	32.4	29.8	35.1	35.2	34.7
Finished college	44.2%	45.5%	43.2%	40.0%	45.9%
Married	41.3%	40.5%	51.1%	41.4%	53.1%
1+ children	53.8%	44.2%	42.2%	67.9%	61.4%
Prev abortion	21.9%	11.3%	23.0%	15.1%	23.5%
Immigrant	23.2%	9.9%	16.5%	.	23.8%
No religion	43.0%	33.7%	52.9%	6.1%	52.1%
Religion important	54.2%	66.7%	34.1%	36.2%	40.1%

The background features a stylized landscape with green mountain peaks at the top and bottom. A wide, textured band of yellow-orange color separates the two mountain ranges, creating a central area for the text.

Attitude



Which ONE of the opinions best represents your view about abortion in the first 3 months of pregnancy?

- Abortion should never be allowed.
- Abortion should be allowed ONLY if the life and health of the woman is in danger.
- Abortion should be allowed if, due to personal reasons, the woman would have difficulty in caring for the child.
- Abortion should be allowed for ANY reason, because no one should be forced to continue a pregnancy

Pro-choice: Abortion should be allowed for ANY reason, because no one should be forced to continue a pregnancy

Canada	US	UK	France	Australia
89/233	82/223	94/230	149/221	112/210
38.7%	37.1%	42.0%	68.7%	53.6%
				p=<.001

The background features a stylized landscape with green, triangular mountain peaks at the top and bottom. A wide, horizontal band of textured yellow-orange color separates the two mountain ranges. The word "Knowledge" is centered within this band.

Knowledge



Which is the most effective birth control method?

- Condoms
- Birth control pills
- IUDs (IUDs are intrauterine contraceptive devices like Mirenas, Copper Ts, etc that a doctor puts into your uterus)

Which is the most effective birth control method? Correct answer (IUDs)

Canada	US	UK	France	Australia
54/233	64/223	63/230	71/221	50/210
23.2%	28.7%	27.4%	32.1%	23.8%
p=.4				



Which has a GREATER health risk for a woman?

- Giving birth
- Using an IUD for 5 years
- They have the same risk

Which has a GREATER health risk
for a woman? Correct answer (birth)

Canada	US	UK	France	Australia
55/233	52/223	62/230	71/221	50/210
23.6%	23.3%	27.0%	32.1%	23.8%
p=.4				

Which has a GREATER health risk for a woman?

- Giving birth
- Using birth control pills (or patches or rings) for 5 years
- They have the same risk

Which has a GREATER health risk
for a woman? Correct answer (birth)

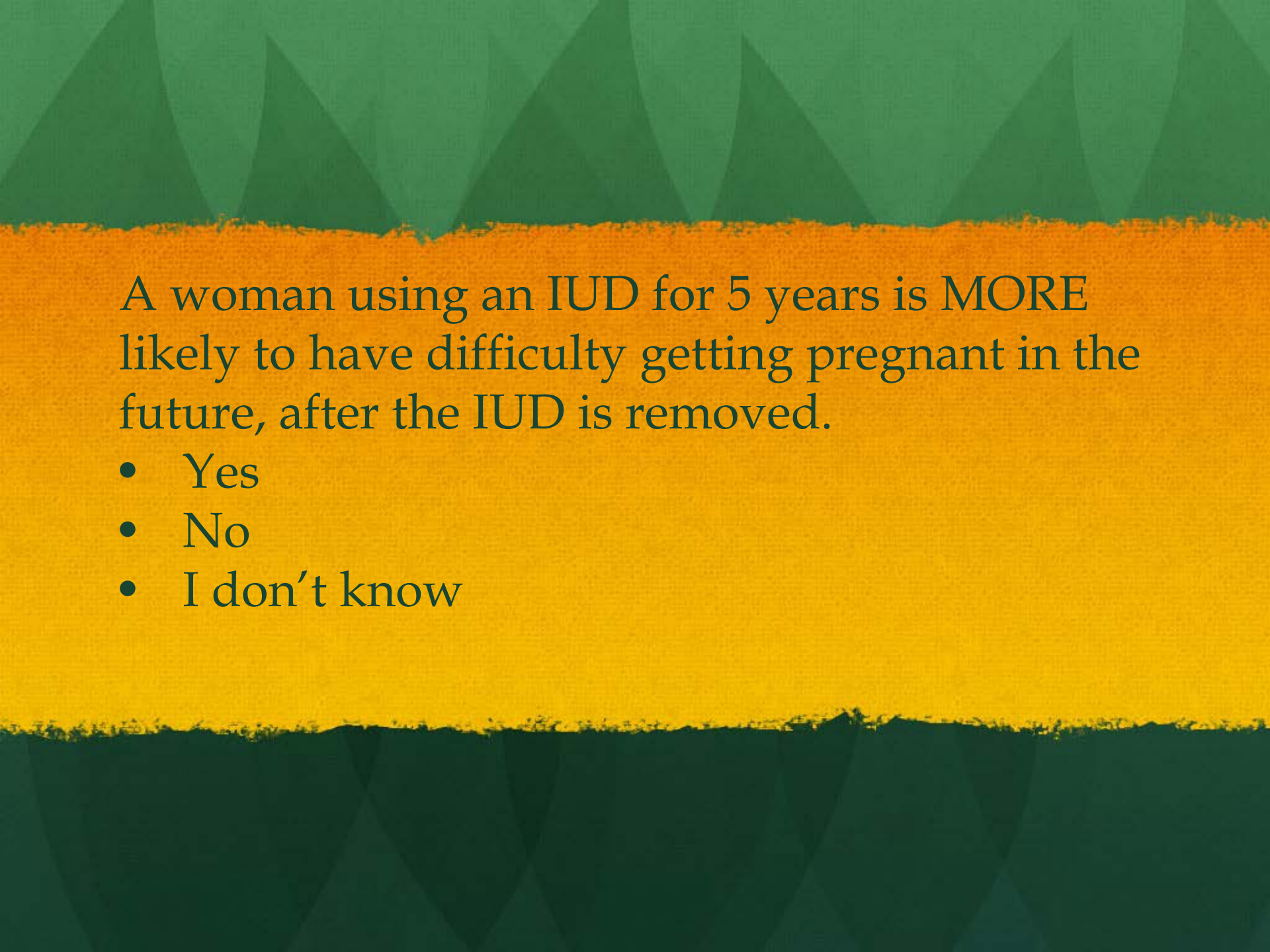
Canada	US	UK	France	Australia
61/233	70/223	61/230	49/221	71/210
26.2%	31.4%	26.5%	22.2%	33.8%
				p=.054

Which has a GREATER health risk for a woman?

- Giving birth
- Using an injection (like DepoProvera) for 5 years
- They have the same risk

Which has a GREATER health risk
for a woman? Correct answer (birth)

Canada	US	UK	France	Australia
53/233	53/223	65/230	58/221	56/210
22.7%	23.8%	28.3%	26.2%	26.7%
				p=.005



A woman using an IUD for 5 years is MORE likely to have difficulty getting pregnant in the future, after the IUD is removed.

- Yes
- No
- I don't know

Correct answer: No increased difficulty
getting pregnant after IUD use

Canada	US	UK	France	Australia
56/233	69/223	71/230	90/221	36/210
24.0%	30.9%	30.9%	40.7%	17.1%
				p=.001



A woman using birth control pills, patches or rings for 5 years is MORE likely to have difficulty getting pregnant in the future, after stopping.

- Yes
- No
- I don't know

Correct answer: No increased difficulty
getting pregnant after HC use

Canada	US	UK	France	Australia
72/233	93/223	83/230	82/221	64/210
30.9%	41.7%	36.1%	37.1%	30.5%
				p=.001

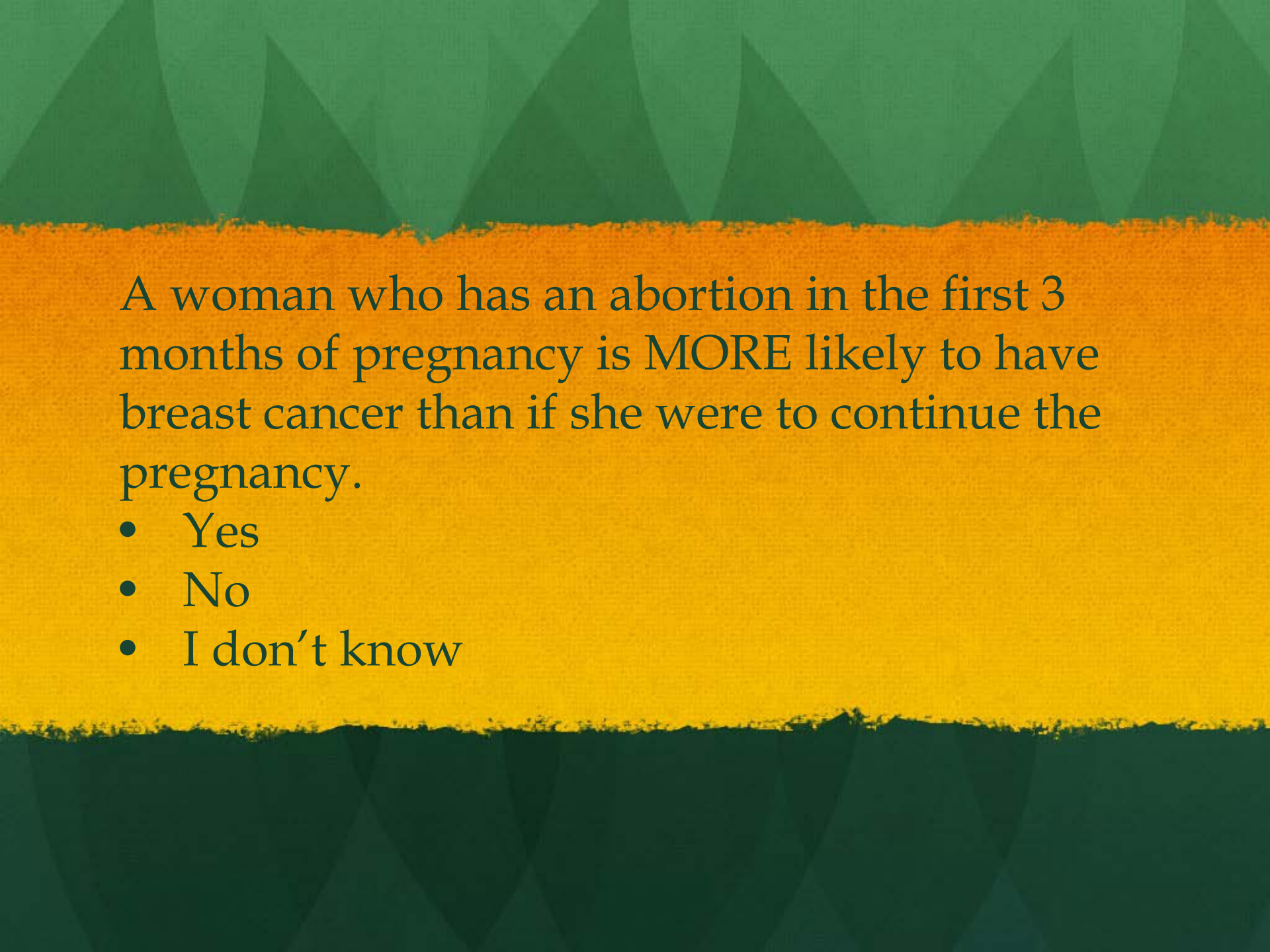


Which has the HIGHEST health risk for a woman? (check one)

- Having an abortion in the first 3 months of pregnancy
- Giving birth to a baby
- They have the same risk.

Correct answer: Highest risk is birth

Canada	US	UK	France	Australia
49/233	43/223	50/230	26/221	41/210
21.3%	19.5%	22.3%	12.0%	19.6%
				p=.007

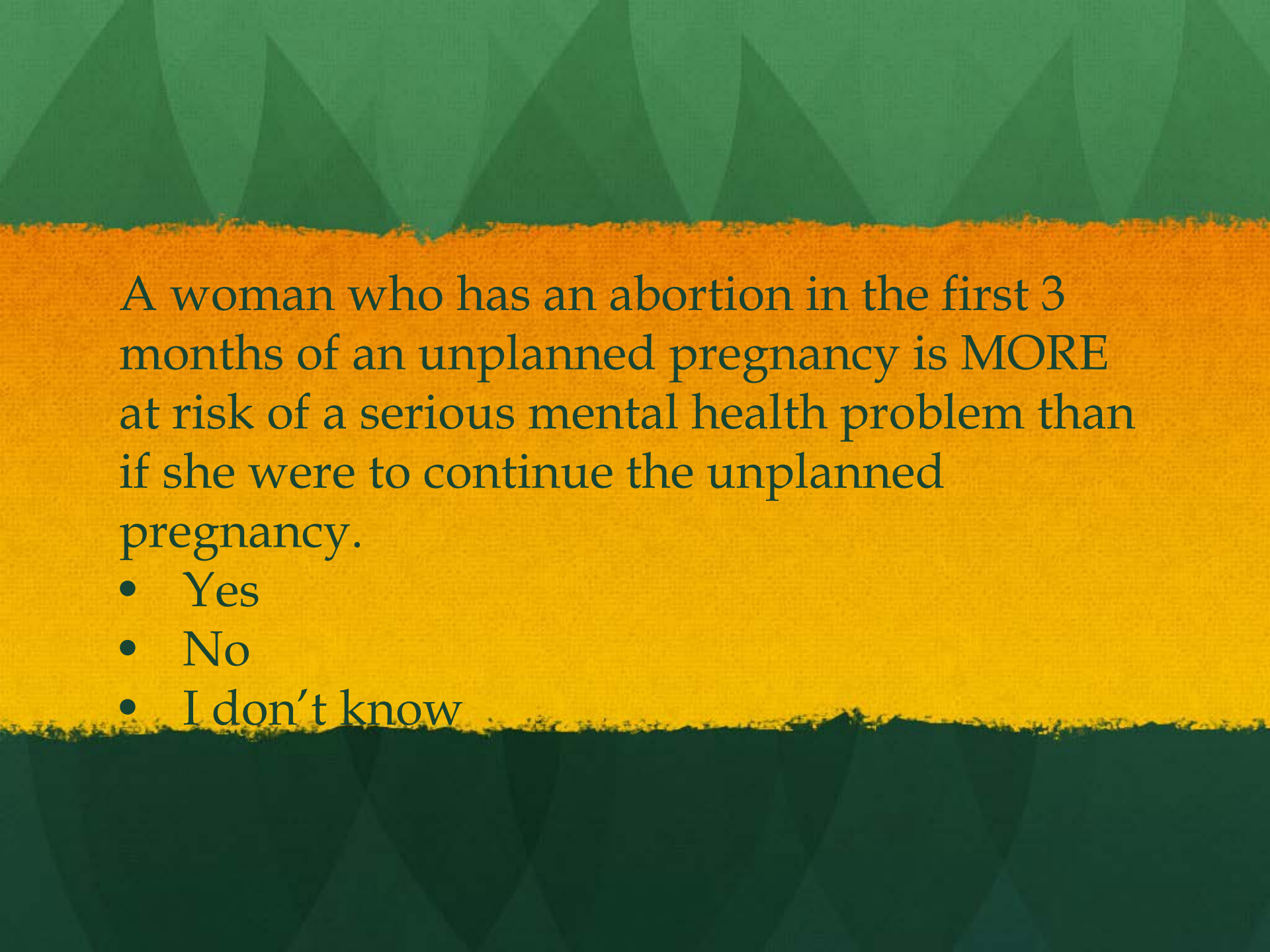


A woman who has an abortion in the first 3 months of pregnancy is MORE likely to have breast cancer than if she were to continue the pregnancy.

- Yes
- No
- I don't know

Correct answer: No increased risk of breast cancer

Canada	US	UK	France	Australia
89/233	92/223	96/230	95/221	89/210
38.7%	41.6%	42.9%	43.8%	42.6%
				p=.007



A woman who has an abortion in the first 3 months of an unplanned pregnancy is MORE at risk of a serious mental health problem than if she were to continue the unplanned pregnancy.

- Yes
- No
- I don't know

Correct answer: No increased risk of depression

Canada	US	UK	France	Australia
90/233	95/223	98/230	90/221	82/210
39.1%	43.0%	43.8%	41.5%	39.2%
				p=.002



A woman having an abortion in the first 3 months of pregnancy is MORE likely to have difficulty getting pregnant in the future.

- Yes
- No
- I don't know

Correct answer: No increased risk of infertility

Canada	US	UK	France	Australia
82/233	78/223	77/230	70/221	73/210
35.7%	35.3%	34.4%	32.3%	34.9%
				p=.98

Attitude vs knowledge about abortion

Correct responses	Anti-choice	Pro-choice
Risks of abortion vs birth	13.0%	25.5%
Risk of breast cancer	35.0%	49.4%
Risk of depression	27.1%	49.0%
Risk of infertility	30.8%	53.8%
p<.001		

The background features a stylized landscape. The top and bottom sections consist of dark green, jagged mountain peaks. A wide, horizontal band of bright yellow-orange with a grainy, textured appearance separates the two mountain ranges. Centered within this yellow-orange band is the text "What does this mean?".

What does this mean?

Our Results

- Panels 0.4% to 1.5% of population
- Response rates: about 1% (10-50,000 emails per country)
- Time: 1 day
- Cost: \$8000

Canada: sampling

Our sample women 18-44	Stats Can women 20-44
College degree 44%	College degree 33%
Immigrants 23%	Immigrants 21%
Religion important 54%	Attend monthly 30%
No religion 43%	Attend never 40%

US sampling

Our sample women 18-44	US census (everyone)
“no one should be forced to continue a pregnancy” – 37.1%	Self-identified as pro-choice – 48%
	Abortion should be legal in all circumstances – 28%